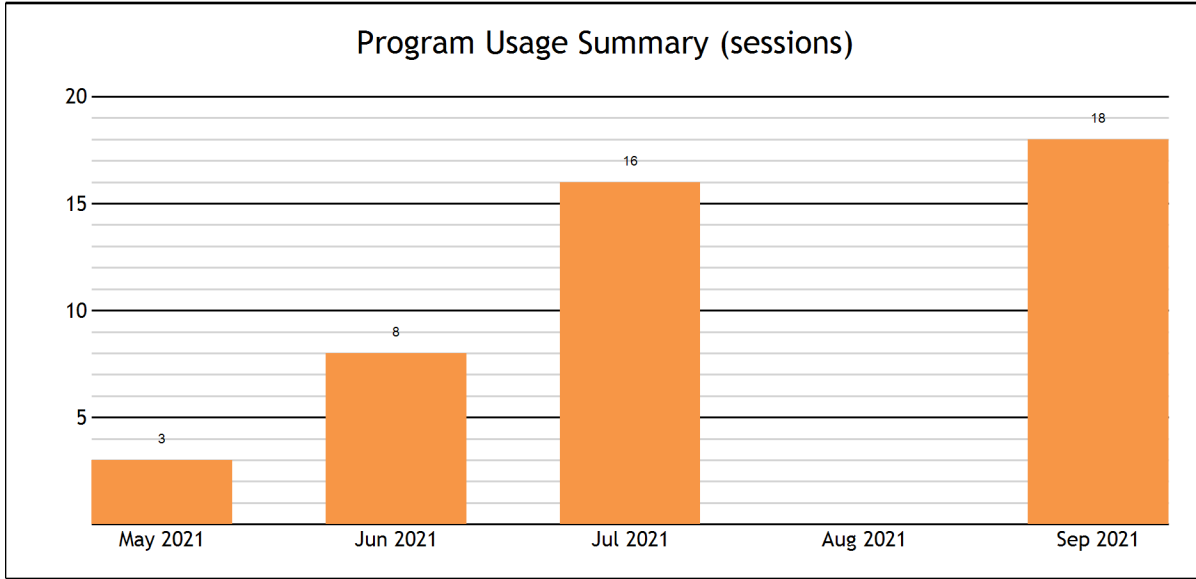
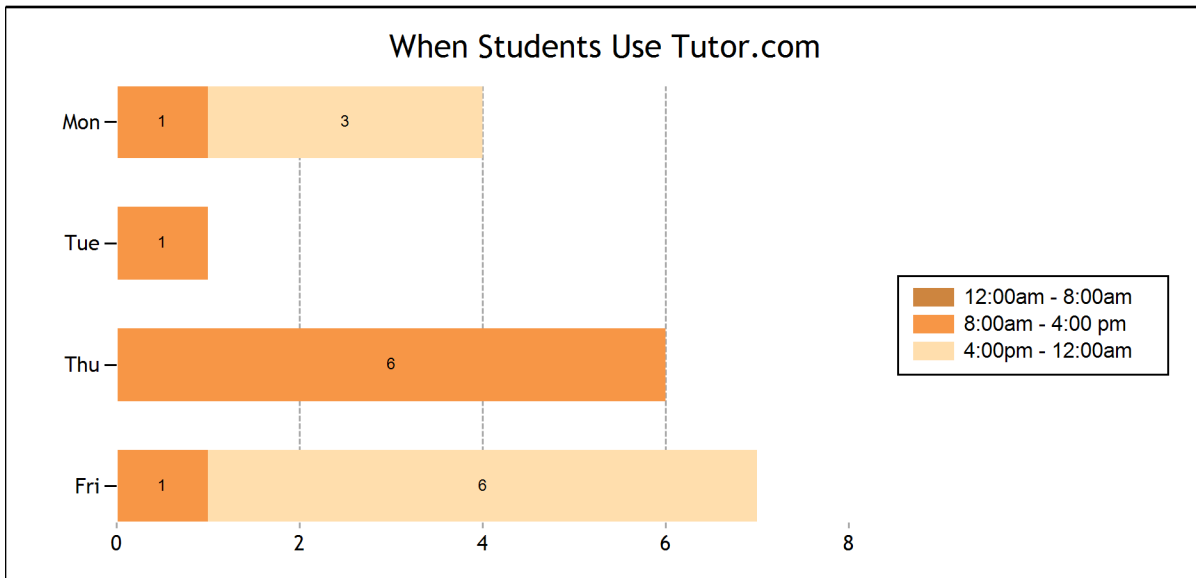


Encore High School for the Arts - September, 2021

The Program Usage Summary shows the total student usage for the entire program. This data shows when during the school year students are reaching out to Tutor.com for help.




When Students Use Tutor.com indicates the days and hours when students use Tutor.com. This chart can be used to determine if the program is being used within the expected target hours.



The Subject Summary chart indicates the percentage of use by subject. This information provides insight into which subject students are most frequently turning to Tutor.com.

Subject Summary



Session Count by Location shows usage at each location within the program. This count is an indicator of which schools are using Tutor.com most often.

Session Count by Location

School	May	Jun	Jul	Aug	Sep	Totals
Encore High School for the Arts	3	8	16	0	18	45
Totals	3	8	16	0	18	45

Time on Task by Subject (Hours) is a drill down version of the Subject Summary which details the specific subject in which students are using Tutor.com.

Time on Task by Subject

Time on Task by Subject	Total Hours
Math	6.45
Math - Algebra II	6.45

Time on Task By Grade Level

Time on Task By Grade Level	Total Hours
11th	6.45

Student Feedback summarizes student impressions of Tutor.com.

Student Feedback

Are you glad your organization offers this service?	100%
Would you recommend this service to a friend?	100%
Is this service helping you complete your homework assignments?	100%
Is this service helping you improve your grades?	100%
Is this service helping you be more confident about your school work?	100%

More Student Feedback

Average rating on a scale 1 to 5

4.75

Student Comments includes verbatim comments from students about Tutor.com.

Student Comments

Grade

Glad encore is offering this tutor

11th

I love this!!!

11th