



Encore JR/SR High School

Special Encore Board of Directors Meeting- January 29, 2024

Published on January 26, 2024 at 5:59 PM PST

Date and Time

Monday January 29, 2024 at 6:30 PM PST

Location

Encore High School
16955 Lemon Street
Hesperia CA 92345

All public comment, both on agenda items and non-agenda items within the jurisdiction of the Board, should be provided during the agenda item titled, "Public Comment." Members of the public who wish to comment during the Board meeting may fill out a public comment card. Individual comments will be limited to three (3) minutes per agenda item and one three (3) minute period to address an item not on the agenda. If an interpreter is needed for comments, they will be translated to English and the time limit shall be six (6) minutes per person per agenda item. The Board limits the total time for public comment to thirty minutes, and may extend this time at its sole discretion. The Board reserves the right to mute or remove a participant from the meeting if the participant unreasonably disrupts the Board meeting after being warned by the Board Chair or designee that they are disrupting the meeting.

Notice is hereby given that the order of consideration of matters on this agenda may be changed without prior notice.

Agenda

	Purpose	Presenter	Time
I. Opening Items			6:30 PM
A. Call the Meeting to Order		Chandale Sutton	
B. Record Attendance		Chandale Sutton	1 m
C. Public Comment		Chandale Sutton	1 m
D. Approval of the Agenda	Vote	Chandale Sutton	1 m
E. Board Member Comments	Discuss	Chandale Sutton	6 m
II. Consent Items			6:39 PM
<p>It is recommended that the board considers approving a number of agenda items as a consent list. These items can be enacted in one motion without further discussion. Consent items may be called up by any member at the meeting for clarification, discussion, or change.</p>			
A. Approval of December 18, 2023 Board Meeting Minutes	Approve Minutes	Chandale Sutton	1 m
B. Personnel Report	Vote	Sabrina Bow	1 m
C. Approval of BP 1250 Visitor and Volunteer Policy	Vote	Sabrina Bow	2 m
D. Approval of BP 3540 Transportation Safety Policy	Vote	Sabrina Bow	2 m
III. Items Pulled From Consent Calendar			6:45 PM
A. Items Pulled From Consent Calendar	Discuss	Chandale Sutton	3 m
IV. Staff Reports			6:48 PM
A. Principal's Report	Discuss	St. Claire Adriaan	10 m
V. Operations			6:58 PM
A. Approval of Revised 2021-22 School Accountability Report Card (SARC)	Vote	Sabrina Bow	2 m

	Purpose	Presenter	Time
B. Approval of 2022-23 School Accountability Report Card (SARC)	Vote	Sabrina Bow	2 m
VI. Business and Finance			7:02 PM
A. Approval of December 2023 Financial Report	Vote	Daniel Lee, ICON School Management	5 m
VII. Closing Items			7:07 PM
A. Adjourn Meeting	Vote	Chandale Sutton	2 m

A copy of the agenda will be posted at least 72 hours before such meeting. A copy of the written materials which will be submitted to the Board of Encore Junior and Senior High School for the Arts is available along with this agenda following the posting of the agenda by emailing Sabrina Bow at sbow@encorehighschool.com. Any public records relating to an agenda item for an open session of the Board shall be available for inspection at 16955 Lemon Street, Hesperia CA 92345.

Requests for disability-related modifications or accommodations to participate in this public meeting shall be made 24 hours prior to the meeting by calling (760) 956-2632 or emailing Joseph Thibodeaux at jthibodeaux@encorehighschool.com. All efforts will be made for reasonable accommodations consistent with the Rehabilitation Act of 1973 and the Americans with Disabilities Act of 1990. The agenda and public documents can be modified upon request as required by Section 202 of the Americans with Disabilities Act.

Coversheet

Approval of December 18, 2023 Board Meeting Minutes

Section: II. Consent Items
Item: A. Approval of December 18, 2023 Board Meeting Minutes
Purpose: Approve Minutes
Submitted by:
Related Material:
Minutes for Regular Encore Board of Directors Meeting - December 18, 2023 on December 18, 2023

APPROVED



Encore JR/SR High School

Minutes

Regular Encore Board of Directors Meeting - December 18, 2023

Date and Time

Mon Dec 18, 2023 at 6:30 PM

Location

Encore High School
16955 Lemon Street
Hesperia CA 92345

All public comment, both on agenda items and non-agenda items within the jurisdiction of the Board, should be provided during the agenda item titled, "Public Comment." Members of the public who wish to comment during the Board meeting may fill out a public comment card. Individual comments will be limited to three (3) minutes per agenda item and one three (3) minute period to address an item not on the agenda. If an interpreter is needed for comments, they will be translated to English and the time limit shall be six (6) minutes per person per agenda item. The Board limits the total time for public comment to thirty minutes, and may extend this time at its sole discretion. The Board reserves the right to mute or remove a participant from the meeting if the participant unreasonably disrupts the Board meeting after being warned by the Board Chair or designee that they are disrupting the meeting.

Notice is hereby given that the order of consideration of matters on this agenda may be changed without prior notice.

Directors Present

C. Sutton, I. Rapier, K. Lutz

Directors Absent

R. Hunt, R. Magana

Guests Present

I. Garcia, J. Simmons (remote), John Arndt, ICON School Managment, P. Alaimalo, S. Adriaan, S. Bow (remote), S. Del Sole

I. Opening Items

A. Call the Meeting to Order

C. Sutton called a meeting of the board of directors of Encore JR/SR High School to order on Monday Dec 18, 2023 at 6:38 PM.

B. Record Attendance

C. Public Comment

1. **Jasper Crook:** Mr. Crook provided comments to the board regarding his daughters' disenrollment from Encore pending medical exemption. Requested temporary basis for their re-enrollment.
2. **Milani Crook:** Student for the past three years. Shared her outstanding experience at Encore. States that Encore should discriminate against her and her sister based on their vaccination status.
3. **Karina Crook:** Expressed her desire to attend Encore along with her sister based on her permanent medical exemption.

D. Approval of the Agenda

K. Lutz made a motion to approve the agenda.

I. Rapier seconded the motion.

The board **VOTED** to approve the motion.

Roll Call

I. Rapier	Aye
R. Hunt	Absent
R. Magana	Absent
C. Sutton	Aye
K. Lutz	Aye

E. Board Member Comments

Mr. Lutz thanked the students for their participation in public comment.

II. Consent Items

A. Approval of Board Meeting Minutes

I. Rapier made a motion to approve the minutes from Regular Encore Board of Directors Meeting - November 27, 2023 on 11-27-23.

K. Lutz seconded the motion.

The board **VOTED** to approve the motion.

Roll Call

R. Hunt Absent

I. Rapier Aye

R. Magana Absent

C. Sutton Aye

K. Lutz Aye

B. Personnel Report

I. Rapier made a motion to approve the personnel report.

K. Lutz seconded the motion.

The board **VOTED** to approve the motion.

Roll Call

R. Hunt Absent

I. Rapier Aye

C. Sutton Aye

R. Magana Absent

C. Fiscal Year 2022/2023 Williams Annual Report

I. Rapier made a motion to approve the 2022-23 Williams Annual Report.

K. Lutz seconded the motion.

The board **VOTED** to approve the motion.

Roll Call

C. Sutton Aye

R. Magana Absent

R. Hunt Absent

K. Lutz Aye

I. Rapier Aye

III. Staff Reports

A. Executive Director's Report

B. Principal's Report

Dr. Adriaan provided an oral report on the newly release CA School Dashboard.

- Area of improvement is chronic absenteeism. Notices to parents/families and conferences are ways in which we are engaging parents/families in this important discussion around strong attendance.

- Area of improvement is suspension rate.
- Area of strength is graduation rate at over 94%

English Language Arts improved two bands from red to yellow, increasing by 18 points.
Mathematics improved one band from red to orange, increasing by 12.7 points.

Dr. Adriaan stated schoolwide focus on test prep and tutoring as we head into spring benchmark, and state exams in April.

C. Staff Liaison Report

Sandi Del Sole provided a written and oral report on participation in community events, including the December 2 Barnes and Noble performances. Encore student performance for the West Palms Academy 5th grade students was a hit, and many parents expressed interest in Encore.

IV. Business and Finance

A. Approval of 23-24 First Interim Budget Report

I. Rapier made a motion to approve the 23-24 First Interim Budget Report.

K. Lutz seconded the motion.

The board **VOTED** to approve the motion.

Roll Call

R. Hunt Absent
I. Rapier Aye
R. Magana Absent
C. Sutton Aye
K. Lutz Aye

B. Approval of Agreement for Consulting Services with Thrive Public Schools

K. Lutz made a motion to approve the Agreement.

I. Rapier seconded the motion.

The board **VOTED** to approve the motion.

Roll Call

I. Rapier Aye
C. Sutton Aye
R. Magana Absent
R. Hunt Absent
K. Lutz Aye

C. Ratification of Contract with CleanStart Cleaning Services

K. Lutz made a motion to ratify the contract with CleanStart Cleaning Services.

I. Rapier seconded the motion.

The board **VOTED** to approve the motion.

Roll Call

R. Hunt Absent
K. Lutz Aye
C. Sutton Aye
R. Magana Absent
I. Rapier Aye

V. Adjourn to Closed Session

A. Reconvene from closed session

Board adjourned to closed session at 7:32 p.m. Board returned to open session at 7:53 p.m. The Board did not take any action in closed session.

VI. Closing Items

A. Adjourn Meeting

I. Rapier made a motion to adjourn the meeting.
K. Lutz seconded the motion.
The board **VOTED** to approve the motion.

Roll Call

I. Rapier Aye
R. Hunt Absent
C. Sutton Aye
K. Lutz Aye
R. Magana Absent

There being no further business to be transacted, and upon motion duly made, seconded and approved, the meeting was adjourned at 7:54 PM.

Respectfully Submitted,
S. Bow

Documents used during the meeting

- Personnel Report (November 1 - December 15, 2023).pdf
- Encore_2022-23_WilliamsAnnualReport.pdf
- Staff Liaison Report for 12-18-2023.pdf
- 23-24 First Interim Budget ENCORE.xlsx
- Thrive x Encore Contract 2023-12-11.pdf
- CleanStart_Encore_JanitorialProposal and Contract 20231103.pdf

A copy of the agenda will be posted at least 72 hours before such meeting. A copy of the written materials which will be submitted to the Board of Encore Junior and Senior High School for the Arts is available along with this agenda following the posting of the agenda by emailing Sabrina Bow at sbow@encorehighschool.com. Any public records relating to an agenda item for an open session of the Board shall be available for inspection at 16955 Lemon Street, Hesperia CA 92345.

Requests for disability-related modifications or accommodations to participate in this public meeting shall be made 24 hours prior to the meeting by calling (760) 956-2632 or emailing Joseph Thibodeaux at jthibodeaux@encorehighschool.com. All efforts will be made for reasonable accommodations consistent with the Rehabilitation Act of 1973 and the Americans with Disabilities Act of 1990. The agenda and public documents can be modified upon request as required by Section 202 of the Americans with Disabilities Act.

Coversheet

Personnel Report

Section: II. Consent Items
Item: B. Personnel Report
Purpose: Vote
Submitted by: Sabrina Bow
Related Material: Personnel Report -BOARD MEETING 2024-01-29.pdf

BACKGROUND:

The attached Personnel Report covers the hiring activity from December 16, 2023 to January 29, 2024.

Date	Employee	Position	Status
12/21/2023	Bowden, Bradley	Substitute Teacher	New Hire
1/9/2024	Knapp, Judith	Teacher- Resource Specialist Program (RSP)	New Hire
1/17/2024	Montalvo, Hector	Substitute Teacher	New Hire
1/29/2024	Bekke, Kimberly	Instructional Aide (1:1 SpEd)	New Hire

Coversheet

Approval of BP 1250 Visitor and Volunteer Policy

Section: II. Consent Items
Item: C. Approval of BP 1250 Visitor and Volunteer Policy
Purpose: Vote
Submitted by: Sabrina Bow
Related Material: BP_1250_Visitor_and_Volunteer_Policy__.pdf

BACKGROUND:

BP 1250 Visitor and Volunteer Policy was presented to the Encore Board for a first reading at the November 27, 2023 board meeting.

ENCORE



Junior & Senior High School for the Arts

BP 1250

VISITOR AND VOLUNTEER POLICY



CLASSROOM AND SCHOOL VOLUNTEER, VISITATION, AND REMOVAL POLICY

While Encore Jr. & Sr. High School of Performing & Visual Arts (“Encore” or the “Charter School”) encourages parents/guardians and interested members of the community to visit the Charter School and view the educational program, Encore also endeavors to create a safe environment for students and staff. Additionally, parents volunteering in the classroom can be extremely helpful to our teachers and valuable to our students. We thank all parents for their willingness to volunteer in this manner.

Nevertheless, to ensure the safety of students and staff as well as to minimize interruption of the instructional program, the Encore Board of Directors has established the following procedures, to facilitate volunteering and visitations during regular school days:

Definitions

- A “*visitor*” is defined as any person seeking to enter the school building who is not an employee or a current student at the Charter School. All visitors who are not parents or guardians of a student must have a specific and educationally relevant purpose for their visit.
- A “*volunteer*” is defined as any person who voluntarily offers and provides a service to the Charter School with Charter School approval without receiving compensation.

Volunteering

Parents or guardians who are interested in volunteering in the classroom must adhere to the following guidelines:

1. Volunteers who will volunteer outside of the direct supervision of a credentialed employee shall be (1) fingerprinted and (2) receive background clearance prior to volunteering without the direct supervision of a credentialed employee.
2. A volunteer shall also have on file with Encore a certificate showing that, upon initial volunteer assignment, the person submitted to a tuberculosis risk assessment and, if tuberculosis risk factors were identified, was examined and found to be free of infectious tuberculosis. If no risk factors are identified, an examination is not required. At the discretion of the Encore Board of Directors, this paragraph shall not apply to a volunteer whose functions do not require frequent or prolonged contact with students.

3. Volunteering must be arranged with the classroom teacher and Executive Director or designee.
4. Prior to volunteering in the classroom, the volunteer should communicate with the teacher to discuss the expectations for volunteering needs. Classroom volunteers are there to benefit the entire class and are not in class solely for the benefit of their own child. Classroom volunteers must follow the instructions provided by the classroom teacher or aide. Classroom rules also apply to volunteers to ensure minimal distraction to the teacher. If a volunteer is uncomfortable following the direction of the teacher or aide, the volunteer may leave their volunteer position for that day.
5. Information gained by volunteers regarding students (e.g. academic performance or behavior) is to be maintained in strict confidentiality. Volunteers must sign in agreement that they have read and understand and agree to follow the Family Educational Rights and Privacy Act (“FERPA”) Policy.
6. Volunteers shall follow and be governed by all other guidelines indicated elsewhere in this Policy. This includes, but is not limited to, the process of registering and signing out of the campus at the main office as indicated below.
7. Volunteerism by parents is encouraged but not mandatory. Any volunteer hours are tracked for purposes of maintaining data on the parent participation at the School.

Visitation

1. Visits during school hours should first be arranged with the teacher and Executive Director, Principal or designee, at least forty-eight (48) hours in advance. If a conference is desired, an appointment should be set with the teacher during non-instructional time, at least forty-eight (48) hours in advance. Parents/guardians seeking to visit a classroom during school hours must first obtain the approval of the classroom teacher and Principal or designee.
2. All visitors (including volunteers) shall register in the visitor management system (Raptor) in the main office immediately upon entering any school building or grounds when during regular school hours. When registering, the visitor is required to provide their name, address, age (if under 21), their purpose for entering school grounds, and proof of identity. The School shall issue a visitor’s badge, which must be worn during the visit.
3. For purposes of school safety and security, the Executive Director or designee may design a visible means of identification for visitors while on school premises.

4. All visitors are asked to comply with current mandated and recommended health and safety protocols. Visitors (including volunteers) who demonstrate signs of a contagious disease (e.g., fever, coughing) may be denied registration. When recommended or requested by the Department of Public Health, visitors will be required to wear personal protective equipment, such as masks, and practice social distancing. Encore reserves the right to implement additional measures for the protection of its school community, such as requiring forehead temperature checks before entry to the same extent being utilized for students and employees.
5. If the visitor is a government officer/official (including but not limited to local law enforcement officers, immigration enforcement officers, social workers, district attorneys, or U.S. attorneys) the officer/official will also be asked to produce any documentation that authorizes school access. Encore shall make reasonable efforts to notify parents or guardians prior to permitting a student to be interviewed or searched, consistent with the law and/or any court order, warrant or instructions from the officer/official. A copy of the documentation provided by the officer and notes from the encounter may be maintained by Encore, consistent with the law. The Encore Board of Directors and Bureau of Children's Justice in the California Department of Justice, at BCJ@doj.ca.gov, will be timely informed regarding any attempt by a law-enforcement officer to access a school site or a student for immigration-enforcement purposes, as recommended by the Attorney General.
6. Except for unusual circumstances, approved by the Executive Director, Encore visits should not exceed approximately ninety (90) minutes in length and may not occur more than twice per semester.
7. While on campus, visitors are to enter and leave classrooms as quietly as possible, not converse with any student, teacher, or other instructional assistant unless permitted, and not interfere with any school activity. No electronic listening or recording device may be used in a classroom without the teacher's and Executive Director's written permission.
8. Before leaving campus, the visitor shall return or discard the visitor's badge and sign out the visitor management system (Raptor) in the main office.

Limitations of Volunteering or Visitation

1. The Executive Director or designee may seek the assistance of the police in managing or reporting any visitor or volunteer in violation of this Policy.

2. The Executive Director, or designee, may refuse to register a visitor or volunteer if it is believed that the presence of the visitor or volunteer would cause a threat of disruption or physical injury to teachers, other employees, or students.
3. The Executive Director may direct a visitor without lawful business on campus to leave campus when the visitor's presence or acts interfere with the peaceful conduct of the activities of the school, or disrupt the school or its students, or school activities. Any visitor who is directed to leave by the Executive Director or designee will not be permitted to return to the Charter School campus for at least seven (7) calendar days.
4. The Executive Director or designee may withdraw consent to be on campus for up to fourteen (14) calendar days even if the visitor has a right to be on campus whenever there is reason to believe that the person has willfully disrupted or is likely to disrupt Encore's orderly operation. Consent shall be reinstated whenever the Executive Director has reason to believe that the presence of the person will not constitute a substantial and material threat to the orderly operation of the school campus. The person from whom consent has been withdrawn may submit a written request for a hearing on the withdrawal within the two-week period. The written request shall state the address to which notice of hearing is to be sent. The Executive Director shall grant such a hearing not later than seven (7) calendar days from the date of receipt of the request and shall immediately mail a written notice of the time, place, and date of such hearing to such person.
5. The Executive Director or designee may request that a visitor who has failed to register, or whose registration privileges have been denied or withdrawn, promptly leave school grounds. When a visitor is directed to leave, the Executive Director or designee shall inform the visitor that if the visitor reenters the school without following the posted requirements the visitor will be guilty of a misdemeanor.
6. This Policy does not authorize Encore to permit a parent/guardian to volunteer or visit the campus if doing so conflicts with a valid restraining order, protective order, or order for custody or visitation issued by a court of competent jurisdiction.

Posted Notifications

At each entrance to the campus, signs shall be posted specifying the hours during which registration is required, stating where the offices of the Executive Director and Principal or designee/s are located, and what route to take to that office, and setting forth the penalties for violation of this Policy.

Penalties

1. Pursuant to the California Penal Code, if a visitor does not leave after being asked or if the visitor returns without following the posted requirements after being directed to leave, the visitor will be guilty of a misdemeanor, which is punishable by a fine of up to \$500.00 (five hundred dollars) or imprisonment in the County jail for a period of up to six (6) months or both.
2. Under California Education Code section 44811, any visitor whose conduct materially disrupts classwork or extracurricular activities or involves substantial disorder is guilty of a misdemeanor and is punishable, upon the first conviction, by a fine of no less than \$500.00 (five hundred dollars) and no more than \$1,000.00 (one thousand dollars) or by imprisonment in a County jail for no more than one (1) year, or both, the fine and imprisonment.
3. Disruptive conduct may lead to Encore's pursuit of a restraining order against a visitor, which would prohibit the visitor from coming onto school grounds or attending school activities for any purpose for a period of up to three (3) years.

Coversheet

Approval of BP 3540 Transportation Safety Policy

Section: II. Consent Items
Item: D. Approval of BP 3540 Transportation Safety Policy
Purpose: Vote
Submitted by: Sabrina Bow
Related Material: BP_3540_Transportation_Safety_Policy.pdf

BACKGROUND:

BP 3540 Transportation Safety Policy was presented to the Encore Board for a first reading at the November 27, 2023 board meeting.

ENCORE



Junior & Senior High School for the Arts

BP 3540

TRANSPORTATION SAFETY POLICY



Because Encore Jr. & Sr. High School for the Performing & Visual Arts (“Encore” or the “Charter School”) provides transportation to or from school or a Encore school activity, the Encore Board of Directors (“Board”) approved the following transportation safety plan, which contains procedures for Encore personnel to follow to ensure the safe transportation of students. A copy of this Plan will be kept at the School’s main office and will be made available upon request to an officer of the Department of the California Highway Patrol. Students shall be informed that any violation of Encore policies and procedures, including violation of safety procedures on a school bus or school activity bus, could result in discipline pursuant to the Encore discipline policy.

Definitions

- “*School bus*” is any motor vehicle designed, used, or maintained for the transportation of a Encore student at or below the grade 12 level to or from Encore or to and from Encore activities. “*School bus*” does not include a passenger vehicle designed for and when actually carrying not more than 10 persons, including the driver, except any vehicle or truck transporting two or more students who use wheelchairs.
- “*School activity bus*” is any motor vehicle, other than the school bus, operated by a common carrier, or by and under the exclusive jurisdiction of a publicly owned or operated transit system, or by a passenger charter-party carrier, used under a contractual agreement between Encore and carrier to transport Encore students at or below the grade 12 level to or from an Encore activity, or used to transport students from residential schools, when the students are received and discharged at off-highway locations where a parent or adult designated by the parent is present to accept the student or place the student on the bus.

Determining Whether a Student Requires an Escort

If the school site or school activity destination is located on the opposite side of the street of the actual bus stop, then Encore and California Vehicle Code section 22112(d) require the student to be physically escorted by the bus driver across that street and under the bus drivers’ direction and supervision. The bus driver will be required to activate the school bus red flashing crossover lights and if so equipped, the stop arm, and physically get out of the bus to assist the students safely across the street. Encore requires ALL students who cross the street, be physically escorted by the bus driver with crossover lights and signs being activated.

Procedures for Seventh and Eighth Grade Students Regarding Boarding and Exiting the Bus

Encore has created the following procedures to govern the safe entry and exit of kindergarten through eighth grade students to and from the school bus. Encore is not required to use the services of an onboard school bus monitor in addition to the driver to ensure these procedures are followed.

Boarding:

1. Students shall board or exit the school bus ONLY at their assigned bus stop or school activity destination.
2. Students shall board in an orderly manner and utilize the handrails for their safety while loading and unloading.
3. Students are to find their seat as quickly as possible and sit down facing the front of the bus.
4. Students are to remain seated at all times while the bus is in motion.
5. Students are to maintain a noise level which will allow the bus driver to hear approaching traffic.
6. Students are to follow the directions of the bus driver while they are aboard the bus.
7. Students are responsible to follow all rules and regulations.

Exiting:

1. Students shall stay seated until the bus comes to a complete stop.
2. Once the driver has stopped the bus completely and opened the door, students are to unload seat by seat starting with the front of the bus and continuing seat by seat until the bus is empty.
3. Students remaining on the bus are to remain seated until the bus stops at their assigned bus stop or school activity destination.
4. Students will unload in an orderly manner using the handrails.
5. Students shall exit the bus only at their assigned bus stop or school activity destination. Exceptions will only be allowed when the student presents the bus driver with a note signed by the student's parent and endorsed by the Principal.
6. Students are to move away from the bus as they unload. Students shall not get underneath the bus to retrieve a book, paper or some other article. The student should always tell the bus driver and have the bus driver get the article for them.
7. Students should always use crosswalks and controlled intersections when available and should not cross in the middle of the block.
8. Students must avoid trespassing on other people's property, stay on sidewalks when possible.

Procedures for All Students to Follow as They Board or Exit a School Bus at Encore or Other School Activity Location

Encore has created the following procedures to govern the safe entry and exit of all students at Encore or other school activity location.

Boarding Buses at School Site or School Activity Location:

1. The school bus driver may not activate the flashing amber warning light system, the flashing red light signal system, and stop signal arm at any school.
2. The driver will monitor the students' entry onto the bus to ensure an orderly and safe entry for all students.

BP 3540: Transportation Safety Policy (November 27, 2023)

Page 2 of 5

3. The group of students, along with the teacher(s) and any other adult personnel attending a school activity, shall assemble in an area away from the school bus to wait. When the students are ready to load, the Encore staff shall inform the driver, and the driver will begin the boarding process.
4. Upon completion of the boarding process, the driver will proceed with the bus evacuation and safety presentation, described below. This shall include an explanation and demonstration of all emergency exits, first aid kits, fire extinguishers, etc.
5. Upon completion of the presentation, the driver shall have the Encore teacher or head chaperone sign a trip sheet, acknowledging the presentation has been given. The driver will then depart when safe to do so.

Exiting Buses at School Site or School Activity Location:

1. Upon arrival at Encore, the driver shall take the bus to the designated student drop off area.
2. Upon reaching the designated area, the driver will park the bus and open the door when it is clear and safe to do so. The flashing red signal lights will not be activated.
3. Upon arrival at the school or school activity destination, the driver will select an area where the bus can be lawfully parked and the boarding/exiting of students can be reasonably controlled.
 - a. The driver will confer with the Encore teacher/head chaperone regarding the time and location where the group will assemble to reload the bus.
 - b. When it is clear and safe to do so, the driver will have the students disembark the bus. The flashing red signal lights will not be activated.
 - c. When the Encore teacher/head chaperone has confirmed all students are accounted for, the group may proceed to the trip.
4. Students exiting the bus at either Encore or a school activity location should do so in an orderly, respectful, and appropriate manner, following all instructions from Encore staff and the bus driver.

Procedures for School Staff to Ensure a Student is Not Left Unattended on a School Bus or School Activity Bus

Encore staff members should always be involved and active in the supervision of the loading and unloading of students at Encore and on activity trips to ensure no student is left unattended on the school bus or school activity bus. To do this, Encore staff shall adhere to the following procedures:

1. Before leaving the school site for a school activity, the Encore teacher/head chaperone for the trip shall ensure they have a copy of the class roster with all student names.
2. Once the bus reaches the destination, a Encore teacher/head chaperone shall be the first person off the bus and will note each student who exits the bus by comparing the exiting students against the class roster.

3. A Encore staff member/chaperone shall be the last person to exit the bus at each stop to ensure no students are left on board. Before exiting the bus, the staff member/chaperone will walk up the aisle, checking each seat and area on the floor by each seat to ensure no students are present.
4. Once all students and staff/chaperones have exited the bus, but before leaving for the designated activity, the Encore teacher/head chaperone will conduct another roll call by calling out each student's name and waiting for verbal and visual confirmation from the student of being present.
5. The Encore teacher/head chaperone will discuss with the bus driver a way to contact each other in the event it is later discovered a student is still on the bus.

Procedures and Standards for Designating an Adult Chaperone, Other than the Bus Driver, to Accompany Students on a School Activity Bus

Encore shall follow its applicable policies and procedures, including its visitor and volunteer policy, for designating an adult chaperone other than the school bus driver to accompany students on a bus or a school activity bus. All appropriate background checks will be conducted on any chaperone prior to the chaperone's attending a school trip or school activity bus.

Instruction in School Bus or School Activity Bus Emergency Procedure and Passenger Safety

Encore shall ensure that all students who are transported in a school bus or school activity bus receive instruction in school bus emergency procedures and passenger safety.

Instruction for Students who were not Previously Transported in a School Bus

Upon registration, the parents/guardians of students who were not previously transported in a school bus or school activity bus shall be provided with written information on school bus safety. This information shall include, but not be limited to, the following:

1. A list of school bus stops near the student's home.
2. General rules of conduct at school bus loading zones, such as:
 - a. While waiting for the school bus to arrive, students must stand single file in an orderly and well-behaved line.
 - b. Students are not to play in or be in the street or private property.
 - c. Students shall be on the proper side of the street before the bus arrives at the bus stop.
 - d. Students should arrive at their bus stop five minutes prior to the scheduled leaving time.
 - e. If the student is late and needs to cross the street that the bus is stopped on, the student must wait for the bus driver to escort the student across the street.
 - f. Students should not approach the bus until it comes to a complete stop at the stop;
 - g. Students should board and exit the bus in an orderly fashion, with no pushing or shoving.
 - h. Students should understand the bus driver is in charge at all times, and students should follow the bus driver's directions.

- i. The driver will immediately activate the red flashing crossover lights and stop arm if so equipped.
- j. Animals, birds, reptiles, fish, insects, breakable containers, weapons, or any object or substance that could be hazardous will not be transported on the bus.
- k. Red light crossing instructions, consistent with this Plan.
- l. School bus danger zone(s).
- m. Walking to and from school bus stops.

Instruction for all Students Prior to Departure on School Trip

Finally, prior to departure on a school activity trip, Encore shall provide safety instruction to all students riding in a school bus or school activity bus. This instruction shall include, but not be limited, to the following:

- 1. Location of emergency exits; and
- 2. Use of emergency equipment.
 - a. Instruction may also include responsibilities of passengers seated next to an emergency exit.
- 3. Instruction on how to use the passenger restraint systems, including but not limited to the following:
 - a. Proper fastening and release of the passenger restraint system;
 - b. Acceptable placement of passenger restraint systems on students;
 - c. Times when the passenger restraint systems should be fastened and released; and
 - d. Acceptable placement of the passenger restraint systems when not in use.

Operation of School Bus or School Activity Bus when Visibility Reduced to 200 Feet or Less

Pursuant to Vehicle Code section 34501.6, Encore is required to adopt procedures that limit the operation of school buses and school activity buses when atmospheric conditions reduce visibility on the roadway to 200 feet or less during regular home to school transportation service. Bus drivers of school activity buses shall have the authority to discontinue school activity bus operation if the driver determines that it is unsafe to continue operation because of reduced visibility.

For purposes of this Plan, the procedures for school bus drivers shall be as follows:

- 1. The school bus driver will notify the Principal or designee that atmospheric conditions have reduced visibility to 200 feet or less.
- 2. The Principal may consult with legal counsel as needed.
- 3. The Principal may direct that school bus activity will be suspended or delayed for a minimum of one (1) hour through an indefinite suspension or delay if required by the conditions. The length of time for the suspension or delay of school bus services shall be at the discretion of the Principal.

Coversheet

Principal's Report

Section:	IV. Staff Reports
Item:	A. Principal's Report
Purpose:	Discuss
Submitted by:	
Related Material:	Dashboard1.pdf Dashboard2.pdf Dashboard3.pdf Dashboard4.pdf



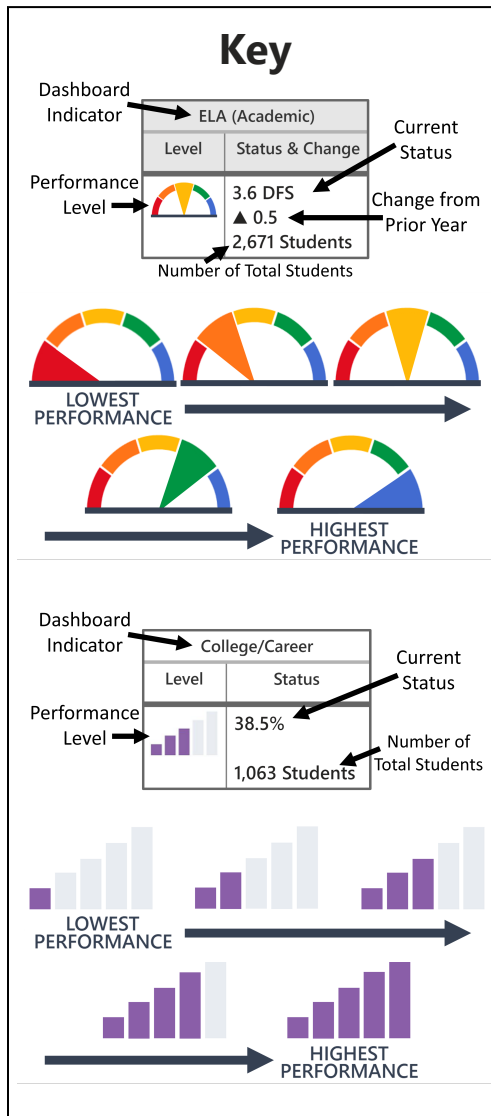
2023 Dashboard Report

Encore Jr./Sr. High School for the Performing and Visual Arts

Grades Served: 7-12

Enrollment: 630

School Count: 1



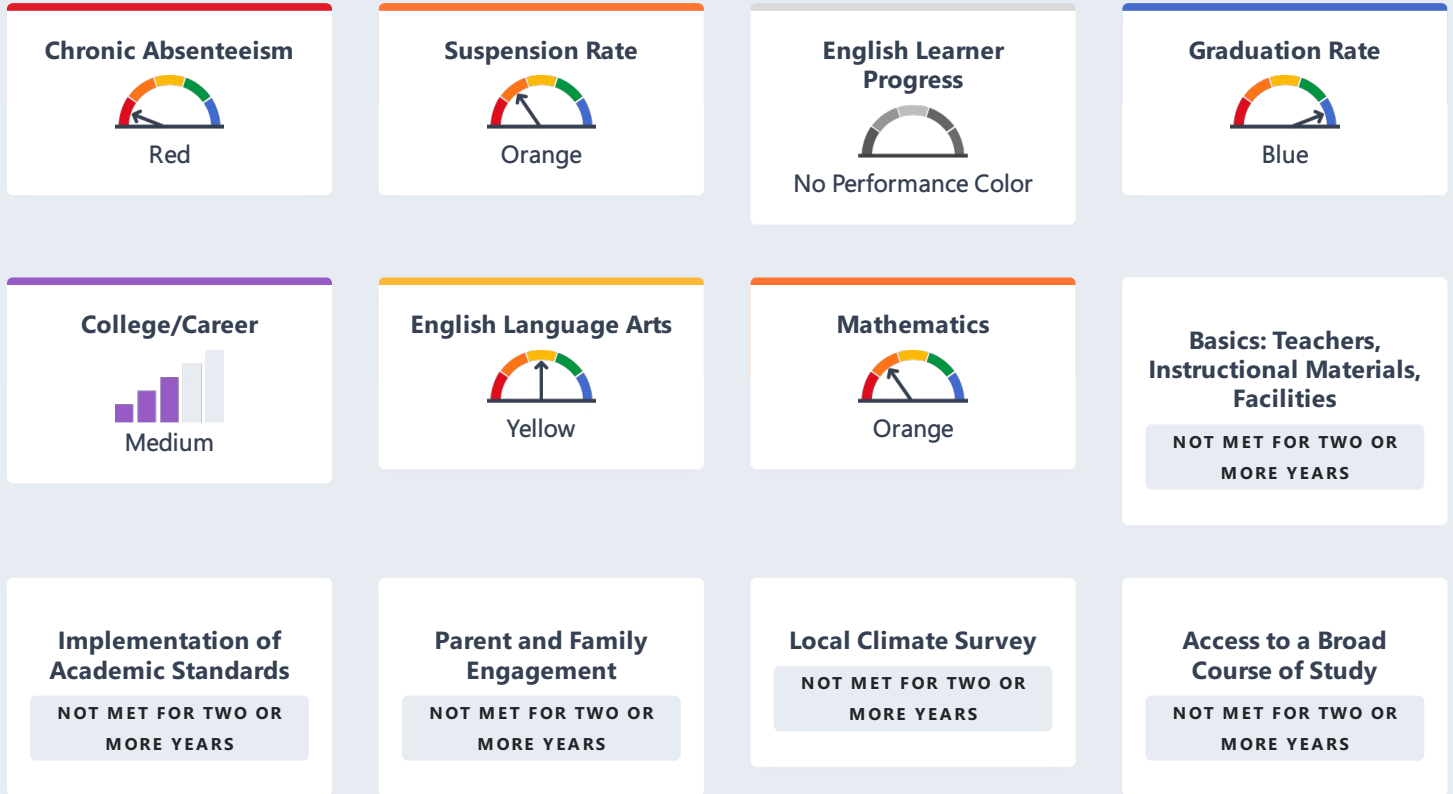
Student Group	Pupil Achievement						School Climate		Pupil Engagement				Outcomes to a Broad Course of Study		DA Eligibility	
	ELPI		ELA (Academic)		Math (Academic)		Suspension Rate		Chronic Absenteeism		Graduation Rate		College/Career		2022	2023
	Level	Status & Change	Level	Status & Change	Level	Status & Change	Level	Status & Change	Level	Status & Change	Level	Status & Change	Level	Status		
All Students		46.4% ▼ -6.5 28 Students		-35.2 DFS ▲ 18.0 266 Students		-122.9 DFS ▲ 12.7 266 Students		4.8% ▲ 1.3 728 Students		29.8% ▲ 0.6 248 Students		96.4% ▼ -1.9 84 Students		46.4% 84 Students		
English Learner		46.4% ▼ -6.5 28 Students		-77.3 DFS ▲ 9.9 25 Students		-165.3 DFS ▼ -3.7 25 Students		8.2% ▲ 5.5 49 Students		38.1% ▲ 21.4 21 Students		7 Students		7 Students		
Foster Youth				3 Students		3 Students		27.3% 11 Students		8 Students		1 Student		1 Student		
Homeless Youth				1 Student		1 Student		4 Students		1 Student		6 Students		6 Students		
Socioeconomically Disadvantaged				-46.7 DFS ▲ 25.9 172 Students		-130 DFS ▲ 14.0 172 Students		4.9% ▲ 0.8 487 Students		33.7% ▲ 1.9 169 Students		95.1% ▼ -2.4 61 Students		42.6% 61 Students	Met	
Students with Disabilities				-123.1 DFS ▲ 16.5 30 Students		-204.4 DFS ▲ 22.1 30 Students		2.1% ▼ -1.2 97 Students		36.7% ▲ 4.3 30 Students		100.0% ▲ 4.5 11 Students		54.5% 11 Students	Met	
African American				-65.3 DFS ▲ 22.8 42 Students		-155.7 DFS ▲ 24.6 43 Students		2.4% ▼ -4.0 126 Students		29.5% ▲ 7.0 44 Students		93.3% ▼ -6.7 15 Students		40.0% 15 Students	Met	
American Indian				4 Students		4 Students		7 Students		5 Students						
Asian				2 Students		2 Students		6 Students		2 Students						
Filipino				1 Student		1 Student		3 Students		1 Student						
Hispanic				-36.6 DFS ▲ 21.8 156 Students		-127.1 DFS ▲ 9.7 155 Students		4.8% ▲ 1.6 397 Students		31.5% ▲ 3.1 143 Students		95.0% ▼ -1.8 40 Students		50.0% 40 Students	Met	
Pacific Islander				1 Student		1 Student		3 Students		2 Students						
White				-41.5 DFS ▼ -15.1 61 Students		-116.1 DFS ▼ -10.2 61 Students		6.4% ▲ 4.4 171 Students		23.5% ▼ -16.1 51 Students		100.0% 0.0 22 Students		50.0% 22 Students		Yes
Two or More Races				4 Students		4 Students		0.0% 0.0 15 Students		7 Students		7 Students				



SCHOOL PERFORMANCE OVERVIEW

Encore Jr./Sr. High School for the Performing and Visual Arts

Explore the performance of Encore Jr./Sr. High School for the Performing and Visual Arts under California's Accountability System.



School Details

Optional Narrative Summary

Completed By Encore Jr./Sr. High School for the Performing and Visual Arts

The 2023 Local Performance Indicator Report was presented to the School's Board of Directors at its June 26, 2023 meeting. The meeting agenda, minutes, and documents, including this Report can be viewed at the following link which the public can copy and paste into a web browser: <https://app2.boardontrack.com/public/zLorfo/meeting/53221>

All Encore board meeting agenda and materials may be accessed on www.encorehighschool.com/board

NAME Encore Jr./Sr. High School for the Performing and Visual Arts	ADDRESS 16955 Lemon Street Hesperia, CA 92345-5139	WEBSITE http://www.encorehighs...	GRADES SERVED 7-12
CHARTER Yes	DASHBOARD ALTERNATIVE SCHOOLS STATUS No	Powered by BoardOnTrack	

ENCORE JR./SR. HIGH SCHOOL FOR THE PERFORMING AND VISUAL ARTS

Student Population

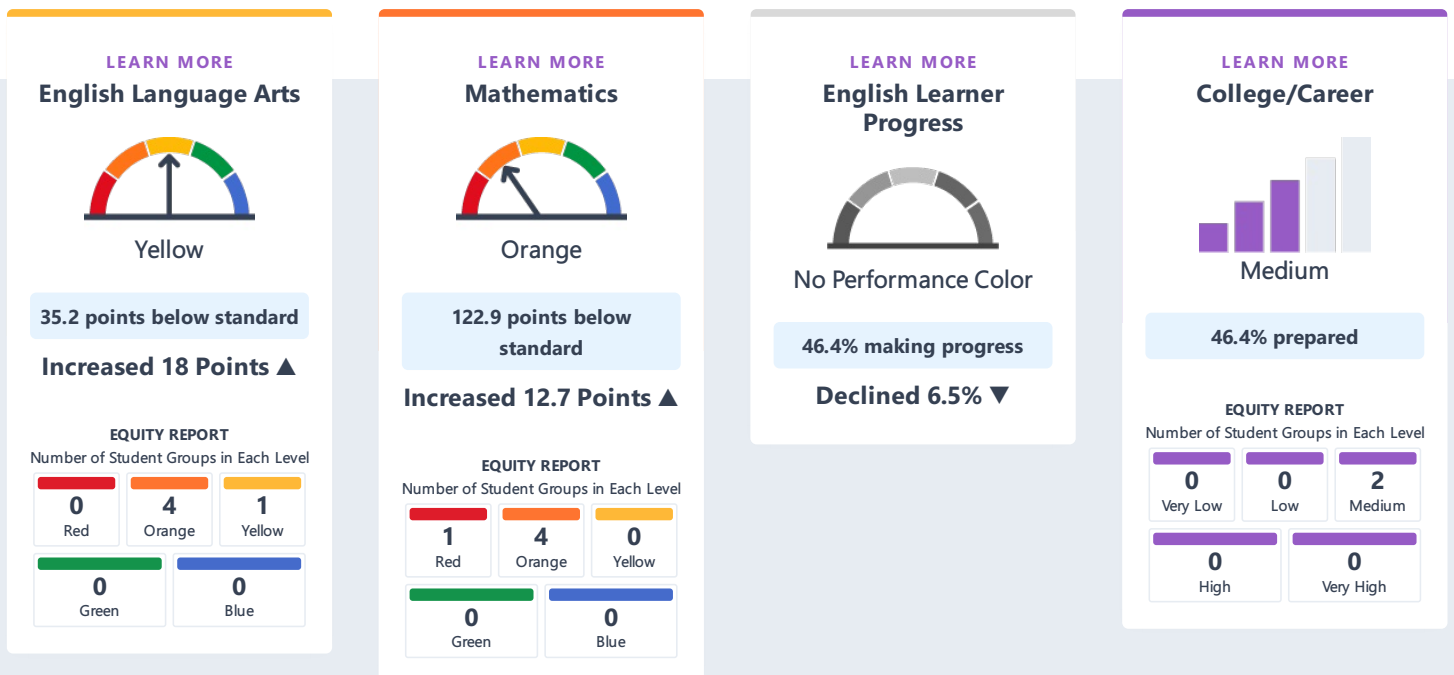
Explore information about this school's student population.



ENCORE JR./SR. HIGH SCHOOL FOR THE PERFORMING AND VISUAL ARTS

Academic Performance

View Student Assessment Results and other aspects of school performance.



Implementation of Academic Standards

NOT MET FOR TWO OR MORE YEARS

ENCORE JR./SR. HIGH SCHOOL FOR THE PERFORMING AND VISUAL ARTS

Academic Engagement

See information that shows how well schools are engaging students in their learning.

[LEARN MORE](#)

Chronic Absenteeism

Red

29.8% chronically absent

Increased 0.6% ▲

EQUITY REPORT
Number of Student Groups in Each Level

4 Red	1 Orange	0 Yellow
0 Green	0 Blue	

[LEARN MORE](#)

Graduation Rate

Blue

96.4% graduated

Declined 1.9% ▼

EQUITY REPORT
Number of Student Groups in Each Level

0 Red	0 Orange	0 Yellow
0 Green	2 Blue	

Local Indicators

[LEARN MORE](#)

Access to a Broad Course of Study


NOT MET FOR TWO OR MORE YEARS

ENCORE JR./SR. HIGH SCHOOL FOR THE PERFORMING AND VISUAL ARTS

Conditions & Climate

[LEARN MORE](#)

Suspension Rate



Orange

4.8% suspended at least one day

Increased 1.3% ▲

EQUITY REPORT
Number of Student Groups in Each Level

1 Red	3 Orange	0 Yellow
2 Green	0 Blue	

Local Indicators

[LEARN MORE](#)

Basics: Teachers, Instructional Materials, Facilities

NOT MET FOR TWO OR MORE YEARS

[LEARN MORE](#)

Parent and Family Engagement

NOT MET FOR TWO OR MORE YEARS

[LEARN MORE](#)

Local Climate Survey

NOT MET FOR TWO OR MORE YEARS

Encore Jr./Sr. High School for the Performing and Visual Arts

Academic Performance

View student assessment results and other aspects of school performance under the California Accountability System.

English Language Arts

All Students

Explore how well students are meeting grade-level standards on the English Language Arts assessment. This measure is based on student performance on either the Smarter Balanced Summative Assessment or the California Alternate Assessment, which is taken annually by students in grades 3–8 and grade 11.

All Students



Yellow

35.2 points below standard

Increased 18 Points ▲

Number of Students: 266

Student Group Details

All Student Groups by Performance Level

13 Total Student Groups



Red

No Student Groups



Orange

African American

Socioeconomically Disadvantaged

Students with Disabilities

White



Yellow

Hispanic



Green

No Student Groups



Blue

No Student Groups
Powered by BoardOnTrack

No Performance Color

American Indian

Asian

English Learners
Filipino

Foster Youth

Homeless

Two or More Races

Pacific Islander



American Indian

No Performance Color

Less than 11 students - data not displayed for privacy

Number of Students: 4

Asian

No Performance Color

Less than 11 students - data not displayed for privacy

Number of Students: 2

English Learners

No Performance Color

77.3 points below standard

Increased 9.9 Points ▲

Number of Students: 25

Filipino

No Performance Color

Less than 11 students - data not displayed for privacy

Number of Students: 1

Foster Youth

No Performance Color

Less than 11 students - data not displayed for privacy

Number of Students: 3

Homeless

No Performance Color

Less than 11 students - data not displayed for privacy

Number of Students: 1

Two or More Races

No Performance Color

Less than 11 students - data not displayed for privacy

Number of Students: 4

Pacific Islander

No Performance Color

Less than 11 students - data not displayed for privacy

Number of Students: 1

African American



Orange

65.3 points below standard

Increased 22.8 Points ▲

Number of Students: 42

Socioeconomically Disadvantaged



Orange

46.7 points below standard

Increased 25.9 Points ▲

Number of Students: 172

Students with Disabilities



Orange

123.1 points below standard

Increased 16.5 Points ▲

Number of Students: 30

White



Orange

41.5 points below standard

Declined 15.1 Points ▼

Number of Students: 61

Hispanic



Yellow

36.6 points below standard

Increased 21.8 Points ▲

Number of Students: 156

English Language Arts Data Comparisons: English Learners

Additional information on distance from standard for current English learners, Recently Reclassified English learners (within the prior four years), and English Only students in English Language Arts.


Current English Learners	Recently Reclassified English Learners	English Only
<p>117.9 points below standard</p> <p>Increased 15.5 Points ▲</p> <p>Number of Students: 17</p>	<p>Less than 11 students - data not displayed for privacy</p> <p>Number of Students: 8</p>	<p>35.7 points below standard</p> <p>Increased 19.6 Points ▲</p> <p>Number of Students: 219</p>

Mathematics

All Students

Explore how well students are meeting grade-level standards on the Mathematics assessment. This measure is based on student performance either on the Smarter Balanced Summative Assessment or the California Alternate Assessment, which is taken annually by students in grades 3–8 and grade 11.

All Students



Orange

122.9 points below standard






Increased 12.7 Points ▲

Number of Students: 266

Student Group Details

All Student Groups by Performance Level

13 Total Student Groups

 <p>Red</p> <p>White</p>	 <p>Orange</p> <p>African American</p> <hr/> <p>Hispanic</p> <hr/> <p>Socioeconomically Disadvantaged</p> <hr/> <p>Students with Disabilities</p>	 <p>Yellow</p> <p>No Student Groups</p>
 <p>Green</p> <p>No Student Groups</p>	 <p>Blue</p> <p>No Student Groups</p>	<p>No Performance Color</p> <hr/> <p>American Indian</p> <hr/> <p>Asian</p> <hr/> <p>English Learners</p>

Homeless

Two or More Races

Pacific Islander



American Indian

No Performance Color

Less than 11 students - data not displayed for privacy

Number of Students: 4

Asian

No Performance Color

Less than 11 students - data not displayed for privacy

Number of Students: 2

English Learners

No Performance Color

165.3 points below standard

Declined 3.7 Points ▼

Number of Students: 25

Filipino

No Performance Color

Less than 11 students - data not displayed for privacy

Number of Students: 1

Foster Youth

No Performance Color

Less than 11 students - data not displayed for privacy

Number of Students: 3

Homeless

No Performance Color

Less than 11 students - data not displayed for privacy

Number of Students: 1

Two or More Races

No Performance Color

Less than 11 students - data not displayed for privacy

Number of Students: 4

Pacific Islander

No Performance Color

Less than 11 students - data not displayed for privacy

Number of Students: 1

White



Red

116.1 points below standard

Declined 10.2 Points ▼

Number of Students: 61

African American



Orange

155.7 points below standard

Increased 24.6 Points ▲

Number of Students: 43

Hispanic



Orange

127.1 points below standard

Increased 9.7 Points ▲

Number of Students: 155

Socioeconomically Disadvantaged



Orange

130 points below standard

Increased 14 Points ▲

Number of Students: 172

Students with Disabilities



Orange

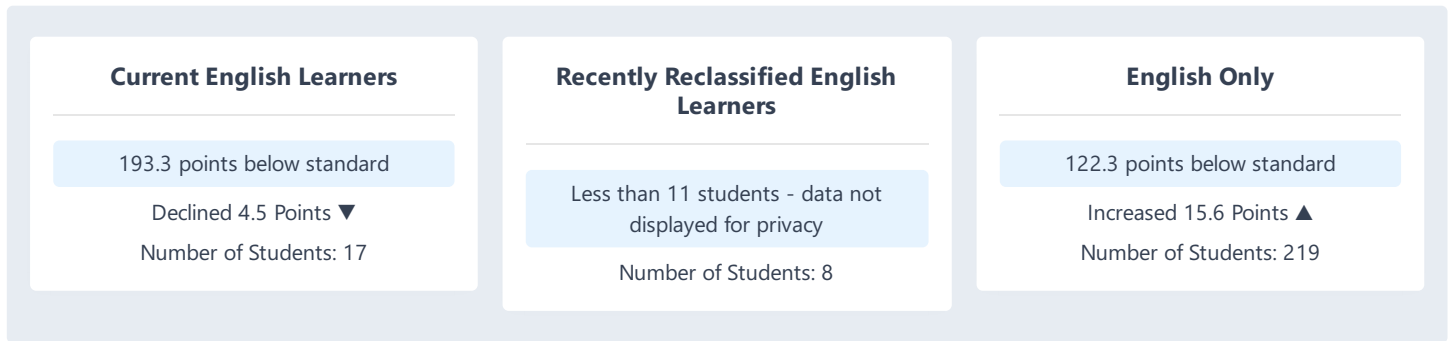
204.4 points below standard

Increased 22.1 Points ▲

Number of Students: 30

Mathematics Data Comparisons: English Learners

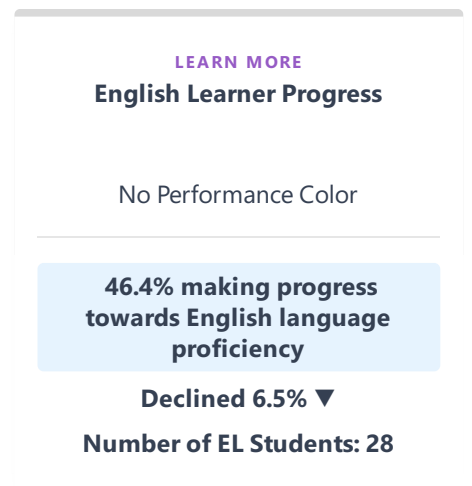
Additional information on distance from standard for current English learners, Recently Reclassified English learners (within the prior four years), and English Only students in mathematics.



English Learner Progress Indicator

All English Learner Students

Explore information on the percentage of current EL students making progress towards English language proficiency or maintaining the highest level.

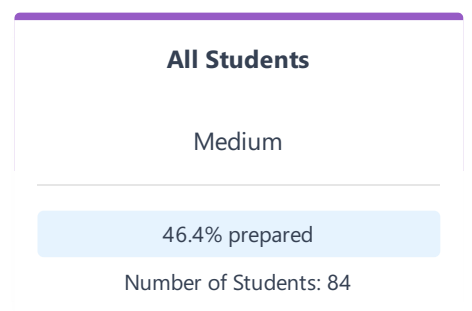


Student English Language Acquisition Results

College/Career

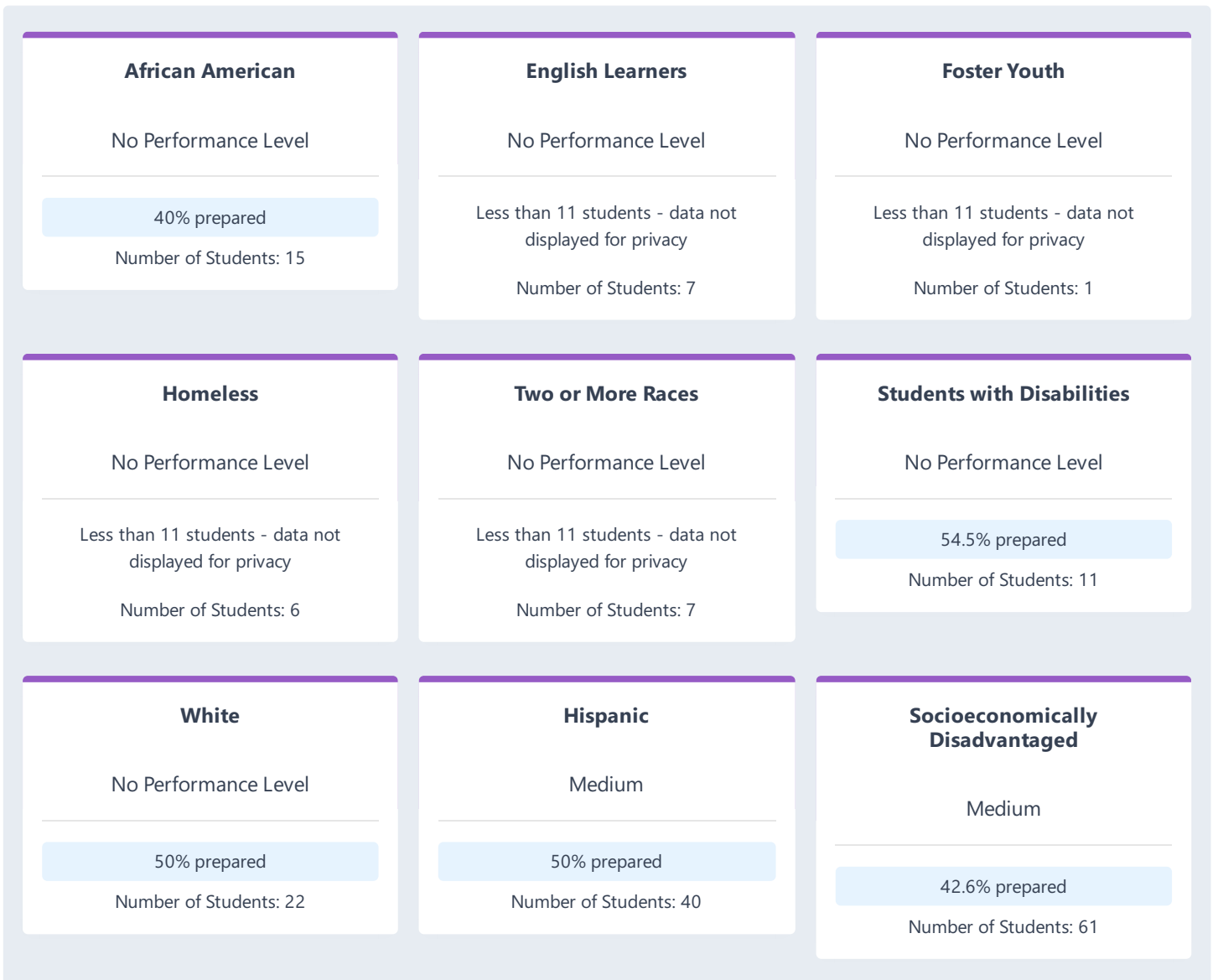
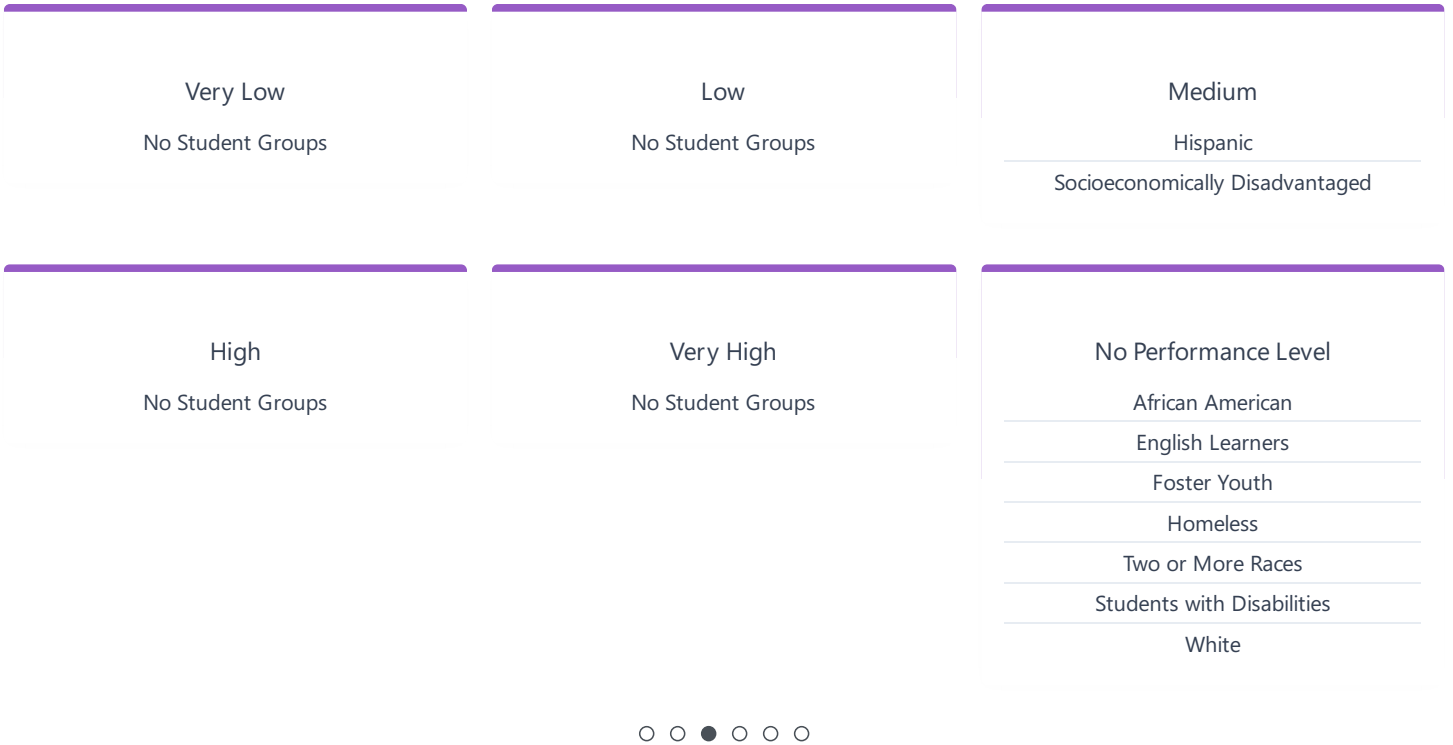
All Students

Explore information on the percentage of high school graduates who are placed in the "Prepared" level on the College/Career Indicator.



Student Group Details

9 Total Student Groups



Encore Jr./Sr. High School for the Performing and Visual Arts

Academic Performance

View student assessment results and other aspects of school performance under the California Accountability System.

English Language Arts

All Students

Explore how well students are meeting grade-level standards on the English Language Arts assessment. This measure is based on student performance on either the Smarter Balanced Summative Assessment or the California Alternate Assessment, which is taken annually by students in grades 3–8 and grade 11.

All Students



Yellow

35.2 points below standard

Increased 18 Points ▲

Number of Students: 266

Student Group Details

All Student Groups by Performance Level

13 Total Student Groups



Red

No Student Groups



Orange

African American

Socioeconomically Disadvantaged

Students with Disabilities

White



Yellow

Hispanic



Green

No Student Groups



Blue

No Student Groups
Powered by BoardOnTrack

No Performance Color

American Indian

Asian

English Learners
Filipino

Foster Youth

Homeless

Two or More Races

Pacific Islander



American Indian

No Performance Color

Less than 11 students - data not displayed for privacy

Number of Students: 4

Asian

No Performance Color

Less than 11 students - data not displayed for privacy

Number of Students: 2

English Learners

No Performance Color

77.3 points below standard

Increased 9.9 Points ▲

Number of Students: 25

Filipino

No Performance Color

Less than 11 students - data not displayed for privacy

Number of Students: 1

Foster Youth

No Performance Color

Less than 11 students - data not displayed for privacy

Number of Students: 3

Homeless

No Performance Color

Less than 11 students - data not displayed for privacy

Number of Students: 1

Two or More Races

No Performance Color

Less than 11 students - data not displayed for privacy

Number of Students: 4

Pacific Islander

No Performance Color

Less than 11 students - data not displayed for privacy

Number of Students: 1

African American



Orange

65.3 points below standard

Increased 22.8 Points ▲

Number of Students: 42

Socioeconomically Disadvantaged



Orange

46.7 points below standard

Increased 25.9 Points ▲

Number of Students: 172

Students with Disabilities



Orange

123.1 points below standard

Increased 16.5 Points ▲

Number of Students: 30

White



Orange

41.5 points below standard

Declined 15.1 Points ▼

Number of Students: 61

Hispanic



Yellow

36.6 points below standard

Increased 21.8 Points ▲

Number of Students: 156

Distance From Standard (English Language Arts)

Encore JR/SR High School - Special Encore Board of Directors Meeting- January 29, 2024 - Agenda - Monday January 29, 2024 at 6:30 PM
Distance from Standard measures how far, on average, students are from the lowest possible score for Standard Met. The Smarter Balanced Consortium has identified Standard Met as demonstrating the knowledge and skills necessary for students to be on track for college and career readiness at their grade level.

	2022	2023
All Students	53.2 points below standard	35.2 points below standard

English Language Arts Data Comparisons: English Learners

Additional information on distance from standard for current English learners, Recently Reclassified English learners (within the prior four years), and English Only students in English Language Arts.


Current English Learners	Recently Reclassified English Learners	English Only
117.9 points below standard Increased 15.5 Points ▲ Number of Students: 17	Less than 11 students - data not displayed for privacy Number of Students: 8	35.7 points below standard Increased 19.6 Points ▲ Number of Students: 219

Mathematics

All Students

Explore how well students are meeting grade-level standards on the Mathematics assessment. This measure is based on student performance either on the Smarter Balanced Summative Assessment or the California Alternate Assessment, which is taken annually by students in grades 3–8 and grade 11.

All Students



Orange

122.9 points below standard

Increased 12.7 Points ▲

Number of Students: 266

Student Group Details

All Student Groups by Performance Level

13 Total Student Groups

 Red White	 Orange African American Powered by BoardOnTrack	 Yellow No Student Groups
---	--	--

Students with Disabilities



Green

No Student Groups



Blue

No Student Groups

No Performance Color

American Indian

Asian

English Learners

Filipino

Foster Youth

Homeless

Two or More Races

Pacific Islander



American Indian

No Performance Color

Less than 11 students - data not displayed for privacy

Number of Students: 4

Asian

No Performance Color

Less than 11 students - data not displayed for privacy

Number of Students: 2

English Learners

No Performance Color

165.3 points below standard

Declined 3.7 Points ▼

Number of Students: 25

Filipino

No Performance Color

Less than 11 students - data not displayed for privacy

Number of Students: 1

Foster Youth

No Performance Color

Less than 11 students - data not displayed for privacy

Number of Students: 3

Homeless

No Performance Color

Less than 11 students - data not displayed for privacy

Number of Students: 1

Two or More Races

No Performance Color

Less than 11 students - data not displayed for privacy

Number of Students: 4

Pacific Islander

No Performance Color

Less than 11 students - data not displayed for privacy

Number of Students: 1

White



Red

116.1 points below standard

Declined 10.2 Points ▼

Number of Students: 61

African American



Orange

155.7 points below standard

Increased 24.6 Points ▲

Number of Students: 43

Hispanic



Orange

127.1 points below standard

Increased 9.7 Points ▲

Number of Students: 155

Socioeconomically Disadvantaged



Orange

130 points below standard

Increased 14 Points ▲

Number of Students: 172

Students with Disabilities



Orange

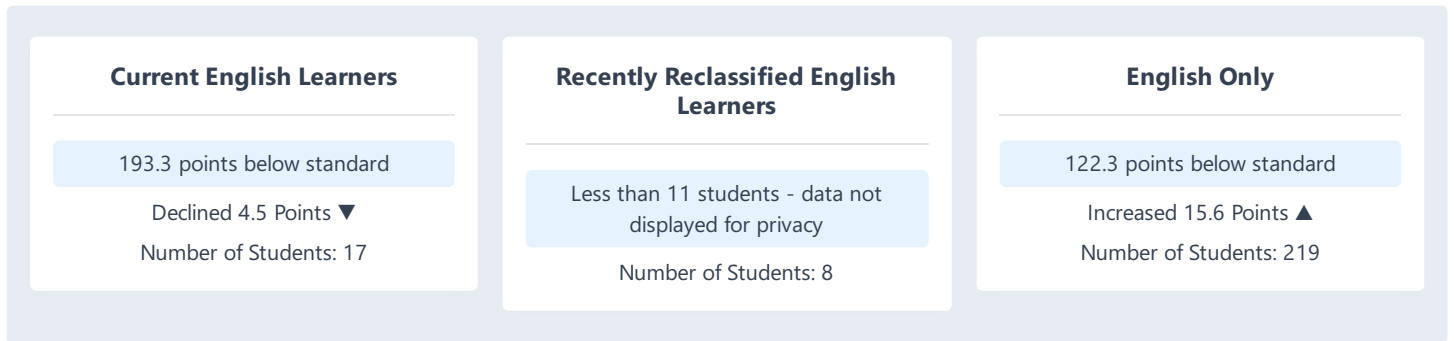
204.4 points below standard

Increased 22.1 Points ▲

Number of Students: 30

Mathematics Data Comparisons: English Learners

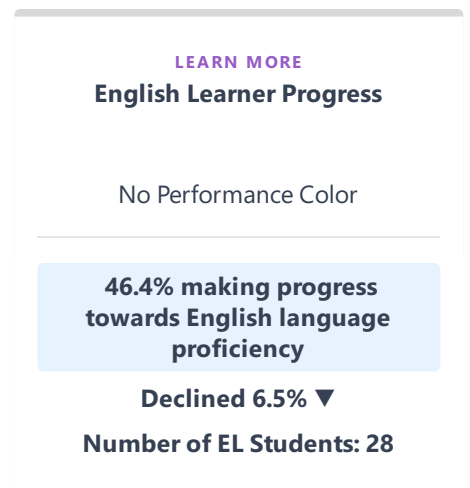
Additional information on distance from standard for current English learners, Recently Reclassified English learners (within the prior four years), and English Only students in mathematics.



English Learner Progress Indicator

All English Learner Students

Explore information on the percentage of current EL students making progress towards English language proficiency or maintaining the highest level.

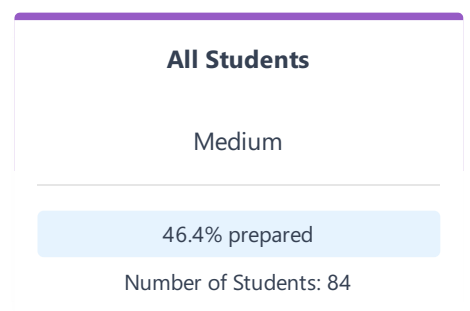


Student English Language Acquisition Results

College/Career

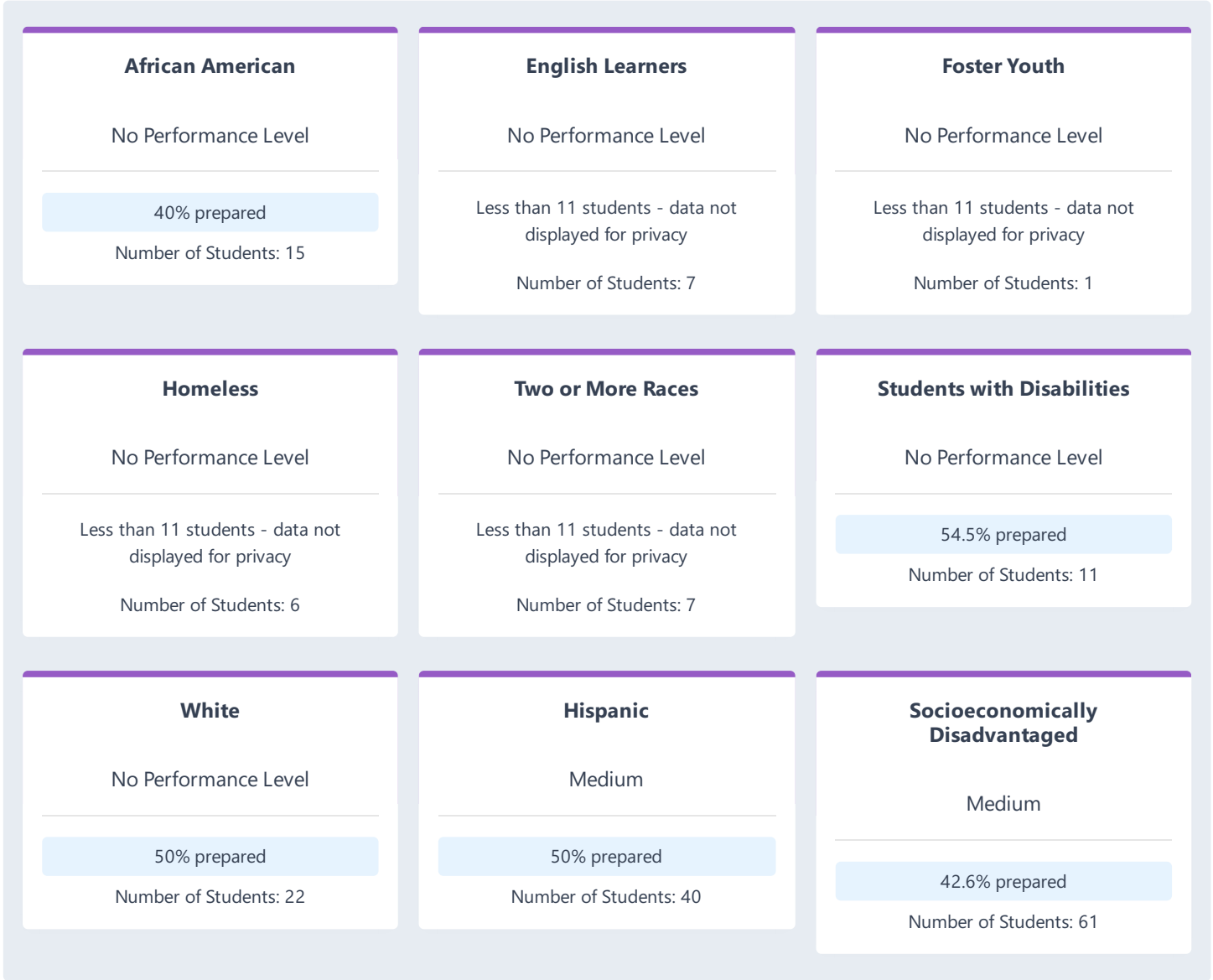
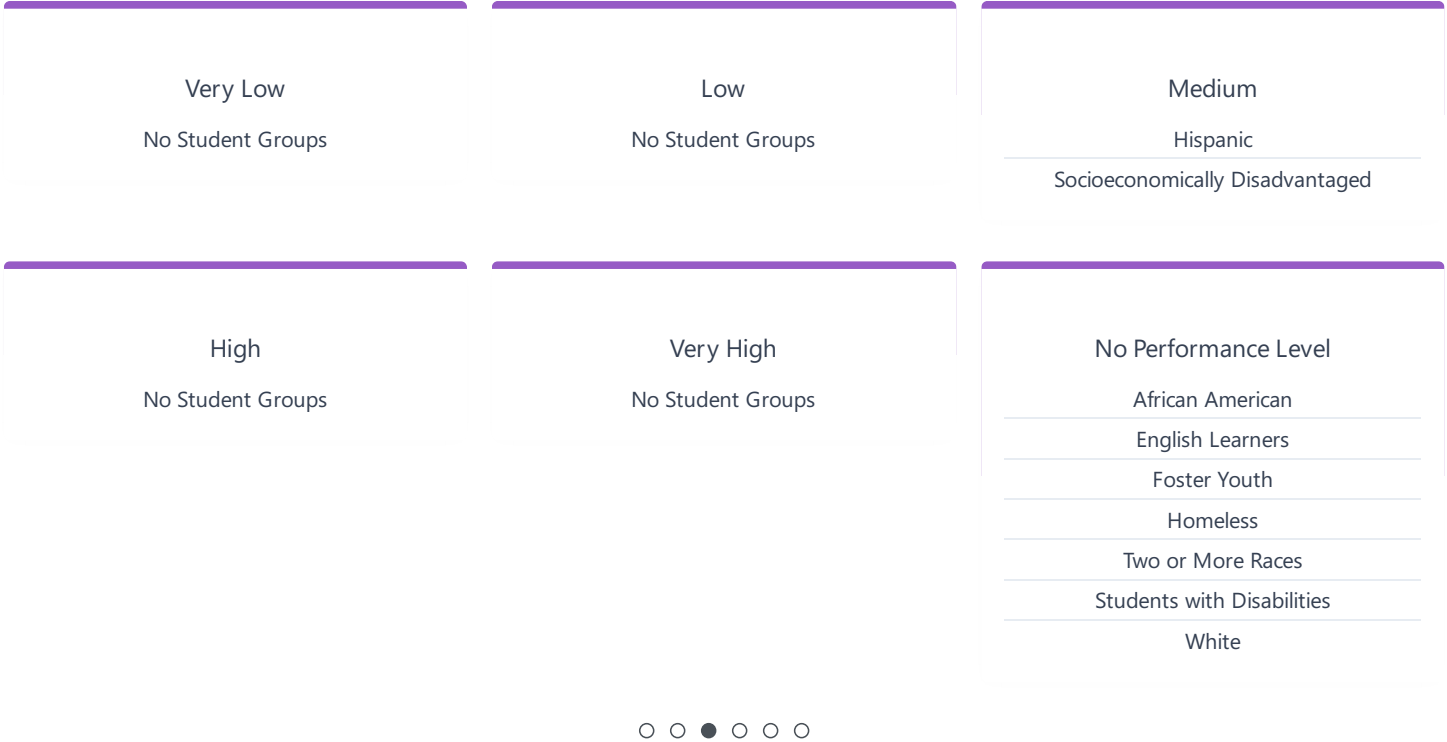
All Students

Explore information on the percentage of high school graduates who are placed in the "Prepared" level on the College/Career Indicator.



Student Group Details

9 Total Student Groups



Coversheet

Approval of Revised 2021-22 School Accountability Report Card (SARC)

Section: V. Operations
Item: A. Approval of Revised 2021-22 School Accountability Report Card
(SARC)
Purpose: Vote
Submitted by: Sabrina Bow
Related Material:
2021-22 School_Accountability_Report_Card_Encore_Education_Corporation REVISED Jan 26, 2024.pdf

BACKGROUND:

The San Bernardino County Superintendent of Schools office required updates to Encore's previously submitted School Accountability Report Card (SARC) for the 2021-22 year. The County has accepted Encore's revisions. The revised 2021-22 SARC is presented for Board approval.

Encore Jr. & Sr. High School for the Arts

2021-2022 School Accountability Report Card (Published During the 2022-2023 School Year)



General Information about the School Accountability Report Card (SARC)

SARC Overview



By February 1 of each year, every school in California is required by state law to publish a School Accountability Report Card (SARC). The SARC contains information about the condition and performance of each California public school. Under the Local Control Funding Formula (LCFF) all local educational agencies (LEAs) are required to prepare a Local Control and Accountability Plan (LCAP), which describes how they intend to meet annual school-specific goals for all pupils, with specific activities to address state and local priorities. Additionally, data reported in an LCAP is to be consistent with data reported in the SARC.

For more information about SARC requirements and access to prior year reports, see the California Department of Education (CDE) SARC web page at <https://www.cde.ca.gov/ta/ac/sa/>

For more information about the LCFF or the LCAP, see the CDE LCFF web page at <https://www.cde.ca.gov/fg/aa/lc/>

For additional information about the school, parents/guardians and community members should contact the school principal or the district office.

DataQuest



DataQuest is an online data tool located on the CDE DataQuest web page at <https://dq.cde.ca.gov/dataquest/> that contains additional information about this school and comparisons of the school to the district and the county. Specifically, DataQuest is a dynamic system that provides reports for accountability (e.g., test data, enrollment, high school graduates, dropouts, course enrollments, staffing, and data regarding English learners).

California School Dashboard



The California School Dashboard (Dashboard) <https://www.caschooldashboard.org/> reflects California's new accountability and continuous improvement system and provides information about how LEAs and schools are meeting the needs of California's diverse student population. The Dashboard contains reports that display the performance of LEAs, schools, and student groups on a set of state and local measures to assist in identifying strengths, challenges, and areas in need of improvement.

Internet Access

Internet access is available at public libraries and other locations that are publicly accessible (e.g., the California State Library). Access to the Internet at libraries and public locations is generally provided on a first-come, first-served basis. Other use restrictions may include the hours of operation, the length of time that a workstation may be used (depending on availability), the types of software programs available on a workstation, and the ability to print documents.

2022-23 School Contact Information

School Name	Encore Jr. & Sr. High School for the Arts
Street	16955 Lemon St.
City, State, Zip	Hesperia, CA 92345-5139
Phone Number	760-956-2632
Principal	Dr. St. Claire Adriaan
Email Address	sadriaan@encorehighschool.com
School Website	www.encorehighschool.com
County-District-School (CDS) Code	36750440116707

2022-23 District Contact Information

District Name	Encore Jr. & Sr. High School for the Arts
Phone Number	760-956-3800
Superintendent	Dr. Sabrina Bow, Executive Director
Email Address	sbow@encorehighschool.com
District Website Address	www.encorehighschool.com

2022-23 School Overview

Founded in 2008, Encore Jr. & Sr. High School for the arts provides college preparatory educational program grounded in strong academics and a robust arts program. Encore serves approximately 600 students in grades 7-12. The school operates on a block schedule where students take eight courses per semester. Encore offers advanced placement (AP) courses, dual enrollment with Victor Valley College, and various Career Technical Education (CTE) pathways.

About this School

2021-22 Student Enrollment by Grade Level

Grade Level	Number of Students
Grade 7	99
Grade 8	144
Grade 9	124
Grade 10	141
Grade 11	103
Grade 12	111
Total Enrollment	722

2021-22 Student Enrollment by Student Group

Student Group	Percent of Total Enrollment
Female	65.9
Male	34.1
American Indian or Alaska Native	1.0
Asian	0.7
Black or African American	16.6
Filipino	0.3
Hispanic or Latino	55.1
Native Hawaiian or Pacific Islander	0.1
Two or More Races	2.4
White	23.8
English Learners	9.3
Foster Youth	0.8
Homeless	0.0
Migrant	0.0
Socioeconomically Disadvantaged	49.7
Students with Disabilities	14.7

A. Conditions of Learning **State Priority: Basic**

The SARC provides the following information relevant to the State priority: Basic (Priority 1):

- Degree to which teachers are appropriately assigned and fully credentialed in the subject area and for the pupils they are teaching;
- Pupils have access to standards-aligned instructional materials; and
- School facilities are maintained in good repair

2020-21 Teacher Preparation and Placement

Authorization/Assignment	School Number	School Percent	District Number	District Percent	State Number	State Percent
Fully (Preliminary or Clear) Credentialed for Subject and Student Placement (properly assigned)	23.10	51.98	855.70	81.59	228366.10	83.12
Intern Credential Holders Properly Assigned	0.00	0.00	19.00	1.81	4205.90	1.53
Teachers Without Credentials and Misassignments (“ineffective” under ESSA)	18.50	41.69	54.00	5.15	11216.70	4.08
Credentialed Teachers Assigned Out-of-Field (“out-of-field” under ESSA)	0.00	0.13	29.10	2.78	12115.80	4.41
Unknown	2.70	6.13	90.80	8.66	18854.30	6.86
Total Teaching Positions	44.50	100.00	1048.80	100.00	274759.10	100.00

Note: The data in this table is based on Full Time Equivalent (FTE) status. One FTE equals one staff member working full time; one FTE could also represent two staff members who each work 50 percent of full time. Additionally, an assignment is defined as a position that an educator is assigned based on setting, subject, and grade level. An authorization is defined as the services that an educator is authorized to provide to students.

2021-22 Teacher Preparation and Placement

Authorization/Assignment	School Number	School Percent	District Number	District Percent	State Number	State Percent
Fully (Preliminary or Clear) Credentialed for Subject and Student Placement (properly assigned)	24.40	61.92	851.70	79.75	234405.20	84.00
Intern Credential Holders Properly Assigned	0.00	0.00	26.80	2.52	4853.00	1.74
Teachers Without Credentials and Misassignments (“ineffective” under ESSA)	6.50	16.66	50.90	4.77	12001.50	4.30
Credentialed Teachers Assigned Out-of-Field (“out-of-field” under ESSA)	0.00	0.00	37.50	3.52	11953.10	4.28
Unknown	8.40	21.37	100.80	9.44	15831.90	5.67
Total Teaching Positions	39.50	100.00	1067.90	100.00	279044.80	100.00

2021-22 data was not included as part of the initial release of data on 1/13/23. The CDE has indicated that the data will be available after the 2/1/23 SARC deadline. The data will be populated when it is published by the CDE.

Note: The data in this table is based on Full-Time Equivalent (FTE) status. One FTE equals one staff member working full time; one FTE could also represent two staff members who each work 50 percent of full time. Additionally, an assignment is defined as a position that an educator is assigned based on setting, subject, and grade level. An authorization is defined as the services that an educator is authorized to provide to students.

Teachers Without Credentials and Misassignments (considered “ineffective” under ESSA)

Authorization/Assignment	2020-21	2021-22
Permits and Waivers	0.00	0.00
Misassignments	18.50	6.50
Vacant Positions	0.00	0.00
Total Teachers Without Credentials and Misassignments	18.50	6.50

2021-22 data was not included as part of the initial release of data on 1/13/23. The CDE has indicated that the data will be available after the 2/1/23 SARC deadline. The data will be populated when it is published by the CDE.

Credentialed Teachers Assigned Out-of-Field (considered “out-of-field” under ESSA)

Indicator	2020-21	2021-22
Credentialed Teachers Authorized on a Permit or Waiver	0.00	0.00
Local Assignment Options	0.00	0.00
Total Out-of-Field Teachers	0.00	0.00

2021-22 data was not included as part of the initial release of data on 1/13/23. The CDE has indicated that the data will be available after the 2/1/23 SARC deadline. The data will be populated when it is published by the CDE.

2021-22 Class Assignments

Indicator	2020-21	2021-22
Misassignments for English Learners (a percentage of all the classes with English learners taught by teachers that are misassigned)	36.40	17.50
No credential, permit or authorization to teach (a percentage of all the classes taught by teachers with no record of an authorization to teach)	24.30	3.90

2021-22 data was not included as part of the initial release of data on 1/13/23. The CDE has indicated that the data will be available after the 2/1/23 SARC deadline. The data will be populated when it is published by the CDE.

Note: For more information refer to the Updated Teacher Equity Definitions web page at <https://www.cde.ca.gov/pd/ee/teacherequitydefinitions.asp>.

2022-23 Quality, Currency, Availability of Textbooks and Other Instructional Materials

DATA COLLECTED OCTOBER 2022

RLA/ELD INSTRUCTIONAL MATERIALS

Edgenuity (2021) was locally adopted for RLA 7, RLA 8, English I, II, III, IV, ELD

MATHEMATICS

Edgenuity (2021) was locally adopted for Math 7, Math 8, Math I, II, III, AP Statistics

Math 120 (dual enrollment course with Victor Valley College) instructor provided materials via Canvas

HISTORY/SOCIAL SCIENCE

Edgenuity (2022) was locally adopted for History 7, History 8, World History, US History, Economics, Government

US History (History 118) (dual enrollment course with Victor Valley College)--was scheduled to be offered but was not due to low course enrollment

Intro Psychology (dual enrollment course with Victor Valley College) used instructor provided materials via Canvas

Developmental Psychology (dual enrollment course with Victor Valley College) instructor provided materials via Canvas

SCIENCE

Edgenuity (2022) was locally adopted for Science 7, Science 8, Biology, Chemistry, Environmental Science

Anatomy: Hole's Essentials of Human Anatomy and Physiology, Glencoe

Astronomy (dual enrollment course with Victor Valley College)" The Cosmic Perspective, 9th Edition, Pearson Education

WORLD LANGUAGE

Edgenuity (2022) was locally adopted for Spanish I, II, III, IV

**All materials not from most recent State board adoption were reviewed and determined to meet state standards.

Year and month in which the data were collected		September 2022	
Subject	Textbooks and Other Instructional Materials/year of Adoption	From Most Recent Adoption?	Percent Students Lacking Own Assigned Copy
Reading/Language Arts	Edgenuity/2021* (* = local adoption)	No	0
Mathematics	Edgenuity/2021* Pre-Calculus: Edgenuity/2021*	No	0

	<p>Pre-Calculus: Mathematics for Calculus, Carnegie Learning/2017</p> <p>Calculus - Calculus Graphical, Numerical, Algebraic, Pearson-Prentice Hall/2017</p> <p>(* = local adoption)</p>		
Science	<p>Edgenuity (2022)* was locally adopted for Science 7, Science 8, Biology, Chemistry, Environmental Science</p> <p>Anatomy: Hole's Essentials of Human Anatomy and Physiology, Glencoe</p> <p>Astronomy (dual enrollment course with Victor Valley College)" The Cosmic Perspective, 9th Edition, Pearson Education (adopted 2022)</p> <p>(* = local adoption)</p>	No	0
History-Social Science	<p>Edgenuity (2022)* was locally adopted for History 7, History 8, World History, US History, Economics, Government</p> <p>US History (History 118) (dual enrollment course with Victor Valley College)--was scheduled to be offered but was not due to low course enrollment</p> <p>Intro Psychology (dual enrollment course with Victor Valley College) used instructor provided materials via Canvas</p> <p>Developmental Psychology (dual enrollment course with Victor Valley College) instructor provided materials via Canvas</p> <p>(* = local adoption)</p>	No	0
Foreign Language	<p>Edgenuity (2022)* Spanish I, II, III, IV</p> <p>(* = local adoption)</p>	No	0
Health	NA		0
Visual and Performing Arts	NA		0
Science Laboratory Equipment (grades 9-12)	NA		0

School Facility Conditions and Planned Improvements

--

Adequacy: The Encore campus is located at 16955 Lemon Street in Hesperia. The campus is situated on eleven acres and houses just over 100,000 square feet of facilities including six permanent structure buildings, 19 relocatable buildings, and one Big Top facility. The campus has the capacity to serve approximately 1,000 students.

Safety: Encore maintains a School Safety Plan which is approved by the Encore Board of Directors. The Plan outlines regular drills (fire, active shooter, earthquake, evacuation). The campus is secured by a perimeter fence, controlled access, and surveillance cameras. One classroom access ramp will be replaced in February 2023.

Cleanliness : A combined workforce of contracted janitorial services and Encore campus aides ensure the campus is maintained in sanitary condition. Janitorial services provide overnight cleaning while campus aides provide custodial support during the school day. High touch areas are routinely sanitized to ensure health and safety of students and staff.

Maintenance and Repairs: Annual fire extinguisher inspections are conducted and confirmed (punch tags). Outdoor Benches and theater seating were replaced for more effective sanitation. The asphalt in the Big Top was replaced with concrete to promote better drainage and more effective sanitation.

Planned Improvements: The School is developing a work plan to replace and upgrade its HVAC package units and systems in the next two years.

FROM SEPTEMBER 2022 FACILITIES INSPECTION:

Interior Surfaces (REMEDIED): Ceiling tiles, baseboards, and walls repaired December 2022

Interior Surfaces (IN PROGRESS): Replacement of approximately 28,000 sq ft of flooring

Overall Cleanliness (REMEDIED): Graffiti abatement and cluttered classrooms addressed October 2022

Overall Cleanliness (IN PROGRESS): Removal of high shelving in certain classrooms scheduled for February 2023

Electrical (REMEDIED): Extension cord trip hazards removed October 2022

Restrooms (REMEDIED): Paper products maintained through updated daily schedule; menstrual products dispensers installed December 2022; restroom latches repaired January 2023

Restrooms (IN PROGRESS): Restroom tile replacement scheduled for March 2023

Fire Safety (REMEDIED): Fire extinguisher monthly inspection is being conducted as of October 2022

Hazardous Material (REMEDIED): Classroom cleaning sprays/wipes secured in lockable storage as of October 2022

Structural Damage (IN PROGRESS): Classroom access ramp will be replaced February 2023

Windows/Gates/Fences (REMEDIED): Locksmith conducted repairs to various latches in January 2023

Williams Visit Findings

Visit Date: September 1, 2022

On an annual basis, the San Bernardino County Superintendent of Schools conducts Williams visits to monitored school sites to evaluate sufficiency of instructional materials and to ensure that school site facilities are in good repair.

The following extreme deficiencies were observed: None.

The following good repair deficiencies were observed:

Section 4. Interior Surfaces

- C14: Ceilings have damage from cracks, tears, and/or holes
- F19 Hallway: Ceiling tiles are damaged, loose, missing or stained
- Performing Arts Center/Theater: Ceiling tiles are damaged, loose, missing or stained
- Staff Lounge/Resource Room: Ceiling tiles are damaged, loose, missing or stained
- F Building Hallway: Ceiling tiles are damaged, loose, missing or stained
- Bl 7: Ceiling tiles are damaged, loose, missing or stained
- G6: Ceiling tiles are damaged, loose, missing or stained
- G5: Ceiling tiles are damaged, loose, missing or stained
- G4: Ceiling tiles are damaged, loose, missing or stained
- F29: Ceiling tiles are damaged, loose, missing or stained
- C4: Ceiling tiles are damaged, loose, missing or stained
- B12: Flooring is damaged
- C4: Flooring is damaged
- G4: Flooring surface poses trip hazard
- E17 Band: Carpeting damaged, rippled, or stained
- Main Office Building: Carpeting damaged, rippled, or stained
- Bl 7: Carpeting damaged, rippled, or stained
- Cl 7: Carpeting damaged, rippled, or stained
- G6: Carpeting damaged, rippled, or stained
- G5: Carpeting damaged, rippled, or stained
- G3: Carpeting damaged, rippled, or stained
- F29: Carpeting damaged, rippled, or stained
- C16: Carpeting damaged, rippled, or stained
- C4: Walls have damage from cracks, tears, holes and/or water damage
- F Building Hallway: Wall baseboard/mop strip missing or damaged

Section 5. Overall Cleanliness

- C15: Cluttered classroom, storeroom or area
- C14: Unsecured items are stored too high and pose a safety hazard
- G6: Unsecured items are stored too high and pose a safety hazard
- G4: Unsecured items are stored too high and pose a safety hazard
- E Building Outside Boys Restroom: Area has unabated graffiti

Section 7. Electrical

- B14: Improper usage of extension cords or extension/electrical cord trip hazard (remedied 9/1/22)
- C14: Improper usage of extension cords or extension/electrical cord trip hazard
- C15: Improper usage of extension cords or extension/electrical cord trip hazard

Section 8. Restrooms

- C4: Toilet paper dispensers empty
- B12: Paper towel dispensers empty
- C4: Paper towel dispensers empty
- D Building Girls Outside Restroom: Sink is not working or functioning properly
- B Building Outside Girls Restrooms: Sink is not working or functioning properly
- E Building Outside Boys Restroom: Sink is not working or functioning properly
- C Building Outside Restrooms Boys: Sink is not working or functioning properly
- B12: Restrooms/showers used as storage area

- C4: Restrooms/showers used as storage area
- C Building Outside Restrooms Boys: Restroom flooring tiles are damaged or missing
- E Building Outside Boys Restroom: Restroom flooring tiles are damaged or missing
- B12: Stall doors or latches not functioning as designed
- Unisex Restroom 1: Restroom not stocked with menstrual products
- D Building Girls Outside Restroom: Restroom not stocked with menstrual products
- B Building Outside Girls Restrooms: Restroom not stocked with menstrual products
- C4: Restroom not stocked with menstrual products
- C Building Outside Restrooms Boys: Restroom not stocked with menstrual products
- C Building Outside Restrooms Girls: Restroom not stocked with menstrual products
- E Building Outside Girls Restroom: Restroom not stocked with menstrual products
- Unisex Restroom 2: Restroom not stocked with menstrual products
- Unisex Restroom 3: Restroom not stocked with menstrual products
- Unisex Restroom 4: Restroom not stocked with menstrual products
- Unisex Restroom 5: Restroom not stocked with menstrual products

Section 10. Fire Safety

- Performing Arts Center/Theater: Fire extinguisher is not properly mounted (remedied 9/1/22)
- B1: Fire extinguisher out of date or missing monthly inspection sign-off
- B2: Fire extinguisher out of date or missing monthly inspection sign-off
- Gym: Fire extinguisher out of date or missing monthly inspection sign-off
- Rm G7 Counseling: Fire extinguisher out of date or missing monthly inspection sign-off
- F19 Hallway: Fire extinguisher out of date or missing monthly inspection sign-off
- Performing Arts Center/Theater: Fire extinguisher out of date or missing monthly inspection sign-off
- Staff Lounge/Resource Room: Fire extinguisher out of date or missing monthly inspection sign-off
- F Building Hallway: Fire extinguisher out of date or missing monthly inspection sign-off
- F2 Dance: Fire extinguisher out of date or missing monthly inspection sign-off
- E17 Band: Fire extinguisher out of date or missing monthly inspection sign-off
- Main Office Building: Fire extinguisher out of date or missing monthly inspection sign-off
- Cafeteria/Kitchen: Fire extinguisher out of date or missing monthly inspection sign-off
- Multi-purpose Room: Fire extinguisher out of date or missing monthly inspection sign-off
- B12: Fire extinguisher out of date or missing monthly inspection sign-off
- B14: Fire extinguisher out of date or missing monthly inspection sign-off
- C15: Fire extinguisher out of date or missing monthly inspection sign-off
- C1 7: Fire extinguisher out of date or missing monthly inspection sign-off
- G6: Fire extinguisher out of date or missing monthly inspection sign-off
- F29: Fire extinguisher out of date or missing monthly inspection sign-off
- C16: Fire extinguisher out of date or missing monthly inspection sign-off
- C4: Fire extinguisher out of date or missing monthly inspection sign-off
- C4: Fire extinguisher casing is damaged or broken

Section 11. Hazardous Materials

- B12: Cleansers not stored properly
- B14: Cleansers not stored properly
- C14: Cleansers not stored properly
- C15: Cleansers not stored properly
- G6: Cleansers not stored properly
- C17: Cleansers not stored properly (remedied 9/1/22)
- G5: Cleansers not stored properly
- G4: Cleansers not stored properly (remedied 9/1/22)

School Facility Conditions and Planned Improvements

- F29: Cleansers not stored properly (remedied 9/1/22)
- C16: Cleansers not stored properly
- C4: Cleansers not stored properly

Section 12. Structural Damage

- G3: Damage to stairway or ramp
- Section 15. Windows/Doors/Gates/Fences
- C4: Locks and other security hardware are not functioning properly
- G4: Loose or sticky door locks and latches

Year and month of the most recent FIT report

September 2022

System Inspected	Rate Good	Rate Fair	Rate Poor	Repair Needed and Action Taken or Planned
Systems: Gas Leaks, Mechanical/HVAC, Sewer	X			School plans to replace/upgrade aging HVAC systems within the next year.
Interior: Interior Surfaces		X		One classroom access ramp will be replaced February 2023.
Cleanliness: Overall Cleanliness, Pest/Vermin Infestation	X			School staff performs janitorial duties before, during, and after school. High touch areas are sanitized several times a day. Deep cleaning over winter, spring, and summer breaks. Vendor performs monthly pest inspection/spray.
Electrical	X			Continued monitoring of use of extension cords in classrooms
Restrooms/Fountains: Restrooms, Sinks/ Fountains			X	Restroom tiles need repair (scheduled for March 2023). Broken faucets were replaced in December 2022.
Safety: Fire Safety, Hazardous Materials		X		Staff provided additional training to conduct monthly inspection of fire extinguisher and case and sign off on the punch tag. Vendor contracted for annual inspection and recharge (February)
Structural: Structural Damage, Roofs	X			None
External: Playground/School Grounds, Windows/ Doors/Gates/Fences	X			Repair of locks and doors performed by locksmith or facilities staff as needed.

Overall Facility Rate

Exemplary	Good	Fair	Poor
-----------	------	------	------

Overall Facility Rate

		X	
--	--	---	--

B. Pupil Outcomes

State Priority: Pupil Achievement

The SARC provides the following information relevant to the State priority: Pupil Achievement (Priority 4):

Statewide Assessments

(i.e., California Assessment of Student Performance and Progress [CAASPP] System includes the Smarter Balanced Summative Assessments for students in the general education population and the California Alternate Assessments [CAAs] for English language arts/literacy [ELA] and mathematics given in grades three through eight and grade eleven. Only eligible students may participate in the administration of the CAAs. CAAs items are aligned with alternate achievement standards, which are linked with the Common Core State Standards [CCSS] for students with the most significant cognitive disabilities).

The CAASPP System encompasses the following assessments and student participation requirements:

1. **Smarter Balanced Summative Assessments and CAAs for ELA** in grades three through eight and grade eleven.
2. **Smarter Balanced Summative Assessments and CAAs for mathematics** in grades three through eight and grade eleven.
3. **California Science Test (CAST) and CAAs for Science** in grades five, eight, and once in high school (i.e., grade ten, eleven, or twelve).
4. **College and Career Ready**
The percentage of students who have successfully completed courses that satisfy the requirements for entrance to the University of California and the California State University, or career technical education sequences or programs of study.

SARC Reporting in the 2020-2021 School Year Only

Where the most viable option, LEAs were required to administer the statewide summative assessment in ELA and mathematics. Where a statewide summative assessment was not the most viable option for the LEA (or for one or more grade-level[s] within the LEA) due to the pandemic, LEAs were allowed to report results from a different assessment that met the criteria established by the State Board of Education (SBE) on March 16, 2021. The assessments were required to be:

- Aligned with CA CCSS for ELA and mathematics;
- Available to students in grades 3 through 8, and grade 11; and
- Uniformly administered across a grade, grade span, school, or district to all eligible students.

Options

Note that the CAAs could only be administered in-person following health and safety requirements. If it was not viable for the LEA to administer the CAAs in person with health and safety guidelines in place, the LEA was directed to not administer the tests. There were no other assessment options available for the CAAs. Schools administered the Smarter Balanced Summative Assessments for ELA and mathematics, other assessments that meet the SBE criteria, or a combination of both, and they could only choose one of the following:

- Smarter Balanced ELA and mathematics summative assessments;
- Other assessments meeting the SBE criteria; or
- Combination of Smarter Balanced ELA and mathematics summative assessments and other assessments.

The percentage of students who have successfully completed courses that satisfy the requirements for entrance to the University of California and the California State University, or career technical education sequences or programs of study.

Percentage of Students Meeting or Exceeding the State Standard on CAASPP

This table displays CAASPP test results in ELA and mathematics for all students grades three through eight and grade eleven taking and completing a state-administered assessment.

The 2020-21 data cells have N/A values because these data are not comparable to other year data due to the COVID-19 pandemic during the 2020-21 school year. Where the CAASPP assessments in ELA and/or mathematics is not the most viable option, the LEAs were allowed to administer local assessments. Therefore, the 2020-21 data between school years for the school, district, state are not an accurate comparison. As such, it is inappropriate to compare results of the 2020-21 school year to other school years.

Percentages are not calculated when the number of students tested is ten or less, either because the number of students in this category is too small for statistical accuracy or to protect student privacy.

ELA and mathematics test results include the Smarter Balanced Summative Assessment and the CAA. The “Percent Met or Exceeded” is calculated by taking the total number of students who met or exceeded the standard on the Smarter Balanced Summative Assessment plus the total number of students who met the standard (i.e., achieved Level 3-Alternate) on the CAAs divided by the total number of students who participated in both assessments.

Subject	School 2020-21	School 2021-22	District 2020-21	District 2021-22	State 2020-21	State 2021-22
English Language Arts/Literacy (grades 3-8 and 11)	N/A	31	N/A	30	N/A	47
Mathematics (grades 3-8 and 11)	N/A	8	N/A	16	N/A	33

2021-22 CAASPP Test Results in ELA by Student Group

This table displays CAASPP test results in ELA by student group for students grades three through eight and grade eleven taking and completing a state-administered assessment.

ELA test results include the Smarter Balanced Summative Assessment and the CAA. The “Percent Met or Exceeded” is calculated by taking the total number of students who met or exceeded the standard on the Smarter Balanced Summative Assessment plus the total number of students who met the standard (i.e., achieved Level 3-Alternate) on the CAAs divided by the total number of students who participated in both assessments.

Double dashes (--) appear in the table when the number of students is ten or less, either because the number of students in this category is too small for statistical accuracy or to protect student privacy.

The number of students tested includes all students who participated in the test whether they received a score or not; however, the number of students tested is not the number that was used to calculate the achievement level percentages. The achievement level percentages are calculated using only students who received scores.

CAASPP Student Groups	CAASPP Total Enrollment	CAASPP Number Tested	CAASPP Percent Tested	CAASPP Percent Not Tested	CAASPP Percent Met or Exceeded
-----------------------	-------------------------	----------------------	-----------------------	---------------------------	--------------------------------

All Students	329	314	95.44	4.56	31.21
Female	210	200	95.24	4.76	30.00
Male	119	114	95.80	4.20	33.33
American Indian or Alaska Native	--	--	--	--	--
Asian	--	--	--	--	--
Black or African American	52	48	92.31	7.69	27.08
Filipino	--	--	--	--	--
Hispanic or Latino	181	172	95.03	4.97	30.23
Native Hawaiian or Pacific Islander	--	--	--	--	--
Two or More Races	--	--	--	--	--
White	76	74	97.37	2.63	36.49
English Learners	16	15	93.75	6.25	0.00
Foster Youth	--	--	--	--	--
Homeless	0	0	0.00	0.00	0.00
Military	0	0	0.00	0.00	0.00
Socioeconomically Disadvantaged	153	147	96.08	3.92	25.85
Students Receiving Migrant Education Services	0	0	0.00	0.00	0.00
Students with Disabilities	42	39	92.86	7.14	10.26

2021-22 CAASPP Test Results in Math by Student Group

This table displays CAASPP test results in Math by student group for students grades three through eight and grade eleven taking and completing a state-administered assessment.

Mathematics test results include the Smarter Balanced Summative Assessment and the CAA. The “Percent Met or Exceeded” is calculated by taking the total number of students who met or exceeded the standard on the Smarter Balanced Summative Assessment plus the total number of students who met the standard (i.e., achieved Level 3-Alternate) on the CAAs divided by the total number of students who participated in both assessments.

Double dashes (--) appear in the table when the number of students is ten or less, either because the number of students in this category is too small for statistical accuracy or to protect student privacy.

The number of students tested includes all students who participated in the test whether they received a score or not; however, the number of students tested is not the number that was used to calculate the achievement level percentages. The achievement level percentages are calculated using only students who received scores.

CAASPP Student Groups	CAASPP Total Enrollment	CAASPP Number Tested	CAASPP Percent Tested	CAASPP Percent Not Tested	CAASPP Percent Met or Exceeded
All Students	329	315	95.74	4.26	7.94
Female	210	200	95.24	4.76	8.00
Male	119	115	96.64	3.36	7.83

American Indian or Alaska Native	--	--	--	--	--
Asian	--	--	--	--	--
Black or African American	52	48	92.31	7.69	8.33
Filipino	--	--	--	--	--
Hispanic or Latino	181	174	96.13	3.87	6.90
Native Hawaiian or Pacific Islander	--	--	--	--	--
Two or More Races	--	--	--	--	--
White	76	73	96.05	3.95	10.96
English Learners	16	16	100.00	0.00	0.00
Foster Youth	--	--	--	--	--
Homeless	0	0	0.00	0.00	0.00
Military	0	0	0.00	0.00	0.00
Socioeconomically Disadvantaged	153	147	96.08	3.92	10.20
Students Receiving Migrant Education Services	0	0	0.00	0.00	0.00
Students with Disabilities	42	39	92.86	7.14	0.00

CAASPP Test Results in Science for All Students

This table displays the percentage of all students grades five, eight, and High School meeting or exceeding the State Standard.

For any 2020–21 data cells with N/T values indicate that this school did not test students using the CAASPP for Science.

Subject	School 2020-21	School 2021-22	District 2020-21	District 2021-22	State 2020-21	State 2021-22
Science (grades 5, 8 and high school)	16.09	15.84	NT	14.44	28.5	29.47

2021-22 CAASPP Test Results in Science by Student Group

This table displays CAASPP test results in Science by student group for students grades five, eight, and High School. Double dashes (--) appear in the table when the number of students is ten or less, either because the number of students in this category is too small for statistical accuracy or to protect student privacy.

Student Group	Total Enrollment	Number Tested	Percent Tested	Percent Not Tested	Percent Met or Exceeded
All Students	463	442	95.46	4.54	15.84
Female	312	298	95.51	4.49	15.1
Male	151	144	95.36	4.64	17.36
American Indian or Alaska Native	--	--	--	--	--
Asian	--	--	--	--	--
Black or African American	67	62	92.54	7.46	12.9

Filipino	--	--	--	--	--
Hispanic or Latino	258	247	95.74	4.26	12.96
Native Hawaiian or Pacific Islander	0	0	0	0	0
Two or More Races	18	17	94.44	5.56	11.76
White	114	110	96.49	3.51	23.64
English Learners	26	24	92.31	7.69	0
Foster Youth	--	--	--	--	--
Homeless	0	0	0	0	0
Military	0	0	0	0	0
Socioeconomically Disadvantaged	228	219	96.05	3.95	14.16
Students Receiving Migrant Education Services	0	0	0	0	0
Students with Disabilities	63	60	95.24	4.76	3.33

2021-22 Career Technical Education Programs

Career Technical Education: Sectors and Pathways/Sequences

Design, Visual, and Media Arts (111)

- 159 – Art I
- 163 – Art II
- 161 – Art III
- 158 – Drawing: Introduction
- 1582 – Drawing: Intermediate
- 1583 – Drawing: Advanced
- 1672 – Med Arts: Introduction
- 165 – Photo: Introduction
- 612 – Photo: Intermediate
- 613 – Photo: Advanced
- 1674 – Med Arts: Intermediate
- 1673 – Media Arts: Advanced
- 1675 – Adv: Med-Pub
- 164 – Mural: Intermediate
- 620 – Sculp: Intermediate
- 6201 – Sculp II: Advanced
- 167 – Yearbook: Advanced

Performing Arts (112)

- 162 – AME: Exploration
- 661 – Acting I: Introduction
- 422 – Ballet/Lyrical: Introduction
- 134 – Band: Introduction
- 135 – Beg Mus: Introduction
- 143 – Choir: Introduction
- 6789 – Circus I: Introduction
- 2161 – Cirque Con: Introduction

2021-22 Career Technical Education Programs

4311 – Dance Tech: Introduction
 129 – Guitar I: Introduction
 48 – Hip Hop: Introduction
 67871 – Intermediate: Ground
 42 – Introduction: Ballet
 34 – Introduction : Jazz
 456 – Introduction: Men Dance
 643 – Introduction: Music Arts
 6411 – Introduction: Music Theory 2
 641 – Introduction: Music Theory
 1371 – Introduction: Voice
 427 – Jazz/Tap: Introduction
 1755 – Music Theatre: Introduction
 119 – Piano I: Introduction
 124 – Strings: Introduction
 6786 – Tumbling: Introduction
 6611 – Acting 2: Intermediate
 6008 – Aerial: Intermediate
 423 – Ballet/Lyrical: Intermediate
 133 – Band: Intermediate
 140 – Choir: Intermediate
 6788 – Circus Arts II
 1310 – Drumline: Intermediate
 128 – Guitar 2: Intermediate
 49 – Hip hop: Intermediate
 67872 – Intermediate CH Ground
 6211 – Intermediate Music: Choir
 6784 – Intermediate: Aerial
 1302 – Intermediate: Jazz
 1373 – Intermediate: Voice
 4561 – Intermediate: Men's Ballet
 428 – Jazz/Tap: Intermediate
 1756 – Music Thea: Intermediate
 6412 – Music Comprehension
 120 – Piano II: Intermediate
 127 – Strings: Intermediate
 6777 – Tumbling: Intermediate
 6612 – Acting 3: Advanced
 6785 – Advanced Ch Circus
 67873 – Advanced Ch Ground
 77 – Advanced Pro Music: Or
 1374 – Advanced: Voice Tech
 6009 – Aerial: Advanced
 424 – Ballet /Lyrical: Advanced
 132 – Band: Advanced
 1401 – Choir: Advanced
 1283 – Guitar 3: Advanced
 1284 – Guitar 4: Advanced
 491 – Hip Hop: Advanced
 492 – Jazz/Tap: Advanced
 621 – Madrigals: Advanced

2021-22 Career Technical Education Programs

1757 – Music Thea: Advanced
 121 – Piano III: Advanced
 122 – Piano IV: Advanced
 1201 – Pointe I: Advanced
 1202 – Pointe II: Advanced
 666 – Pro Act Film Honors
 667 – Pro Film Studies Honors
 176 – Pro Music Honors II
 6907 – Pro Music Theatre Dance Honors
 6908 – Pro Vocal Art Honors
 6913 – Prof Arts Development Honors
 6901 – Prof Performance Art Honors
 6909 – Prof Performance Music Honors
 6910 – Rock Band Professional Honors
 6778 – Tumbling: Advanced

Production and Managerial Arts (113)

6121 – Film I: Introduction
 6122 – Film II: Intermediate
 6123 – Film III: Advanced
 669 – Pro Film Acting Honors (Introduction)
 670 – Pro Film Honors (Capstone)
 668 – Prof Film Lab Honors (Capstone)

Fashion Design and Merchandising (160)

649 – Costume: Intermediate
 6491 – Costume Design 3: Advanced
 64911 – Costume Design 4: Advanced

Food Service and Hospitality (201)

692 – Cooking: Intermediate
 173 – Restaurant Occupation: Advanced

Hospitality, Tourism, and Recreation (202)

691 – Encore School Government: Intermediate
 6914 – Encore School Government II: Advanced

CTE Advisory Committee was chaired by CEO/Executive Director Denise Griffin and comprised of teachers Sandi Del Sole (Chair, Fashion Design), Joshua Barkdull (Chair, Visual Arts).

2021-22 Career Technical Education (CTE) Participation

Measure	CTE Program Participation
Number of Pupils Participating in CTE	655
Percent of Pupils that Complete a CTE Program and Earn a High School Diploma	97.1
Percent of CTE Courses that are Sequenced or Articulated Between the School and Institutions of Postsecondary Education	

Course Enrollment/Completion

This table displays the course enrollment/completion of University of California (UC) and/or California State University (CSU) admission requirements.

UC/CSU Course Measure	Percent
2021-22 Pupils Enrolled in Courses Required for UC/CSU Admission	100.00
2020-21 Graduates Who Completed All Courses Required for UC/CSU Admission	66.03

B. Pupil Outcomes

State Priority: Other Pupil Outcomes

The SARC provides the following information relevant to the State priority: Other Pupil Outcomes (Priority 8): Pupil outcomes in the subject area of physical education.

2021-22 California Physical Fitness Test Results

This table displays the percentage of students participating in each of the five fitness components of the California Physical Fitness Test Results. Due to changes to the 2021-22 PFT administration, only participation results are required for these five fitness areas. Percentages are not calculated and double dashes (--) appear in the table when the number of students tested is ten or less, either because the number of students in this category is too small for statistical accuracy or to protect student privacy.

Grade Level	Component 1: Aerobic Capacity	Component 2: Abdominal Strength and Endurance	Component 3: Trunk Extensor and Strength and Flexibility	Component 4: Upper Body Strength and Endurance	Component 5: Flexibility
Grade 5	N/A	N/A	N/A	N/A	N/A
Grade 7	81.4	78.4	81.4	80.4	79.4
Grade 9	80.6	79.6	80.6	82.4	82.4

C. Engagement

State Priority: Parental Involvement

The SARC provides the following information relevant to the State priority: Parental Involvement (Priority 3): Efforts the school district makes to seek parent input in making decisions regarding the school district and at each school site.

2022-23 Opportunities for Parental Involvement

Encore welcomes parent volunteers to contribute to making decisions regarding the school. The following are the opportunities and committees that parents be involved in:

2022-23 Opportunities for Parental Involvement

School Site Council (SSC): The SSC shall be comprised of at least ten (10) members comprised of the following--1 principal or their designee, 1 other school personnel, 3 classroom teachers, and 5 parent/community and student members. School Site Council meetings are held quarterly.

Encore Board of Director Meetings: Parents are invited to attend and speak during open session at Encore's monthly board meetings. Notifications of the monthly board meetings are posted on the Encore school website and outside the Main Office.

English Language Advisory Committee (ELAC): Each California public school with 21 or more English learners must form an English Learner Advisory Committee (ELAC). The role of the ELAC is to advise the principal and staff in the development of a site plan for English learners and submitting the plan to the School Site Council for consideration of inclusion in the School Plan for Student Achievement, assist in the development of the schoolwide needs assessment, identify ways to make parents aware of the importance of regular school attendance. Parents or guardians of English learners shall constitute at least the same percentage of the ELAC membership as their children represent of the student body. ELAC meetings are held quarterly.

School Fundraising Activities: Parents are invited to volunteer at Encore fundraisers and activities during the school year. Notifications of these events are shared via social media, email, and all call system. Events are posted on the Encore school calendar as well.

Parent Advisory Committee: Parents are welcome to join the school's Parent Advisory Committee where parents organize and hold monthly meetings with administration, to discuss and offer feedback to current events at Encore.

C. Engagement

State Priority: Pupil Engagement

The SARC provides the following information relevant to the State priority: Pupil Engagement (Priority 5):

- High school dropout rates;
- High school graduation rates; and
- Chronic Absenteeism

Dropout Rate and Graduation Rate (Four-Year Cohort Rate)

Indicator	School 2019-20	School 2020-21	School 2021-22	District 2019-20	District 2020-21	District 2021-22	State 2019-20	State 2020-21	State 2021-22
Dropout Rate		1.8	0.9		3.1	5.1		8.9	7.8
Graduation Rate		98.2	98.3		90	89.5		84.2	87

2021-22 Graduation Rate by Student Group (Four-Year Cohort Rate)

This table displays the 2021-22 graduation rate by student group. For information on the Four-Year Adjusted Cohort Graduation Rate (ACGR), visit the CDE Adjusted Cohort Graduation Rate web page at www.cde.ca.gov/ds/ad/acgrinfo.asp.

Student Group	Number of Students in Cohort	Number of Cohort Graduates	Cohort Graduation Rate
All Students	117	115	98.3
Female	73	72	98.6
Male	44	43	97.7
American Indian or Alaska Native	--	--	--
Asian	--	--	--
Black or African American	11	11	100.0
Filipino	0	0	0.0
Hispanic or Latino	63	61	96.8
Native Hawaiian or Pacific Islander	0	0	0.0
Two or More Races	--	--	--
White	37	37	100.0
English Learners	--	--	--
Foster Youth	--	--	--
Homeless	--	--	--
Socioeconomically Disadvantaged	79	77	97.5
Students Receiving Migrant Education Services	0	0	0.0
Students with Disabilities	22	21	95.5

2021-22 Chronic Absenteeism by Student Group

Student Group	Cumulative Enrollment	Chronic Absenteeism Eligible Enrollment	Chronic Absenteeism Count	Chronic Absenteeism Rate
All Students	801	759	243	32.0
Female	526	503	164	32.6
Male	275	256	79	30.9
American Indian or Alaska Native	7	7	2	28.6
Asian	6	6	0	0.0
Black or African American	126	120	37	30.8
Filipino	3	3	0	0.0
Hispanic or Latino	444	416	126	30.3
Native Hawaiian or Pacific Islander	1	1	0	0.0
Two or More Races	21	21	6	28.6
White	193	185	72	38.9
English Learners	76	68	19	27.9
Foster Youth	10	9	4	44.4

Homeless	1	1	0	0.0
Socioeconomically Disadvantaged	440	411	145	35.3
Students Receiving Migrant Education Services	0	0	0	0.0
Students with Disabilities	121	112	42	37.5

C. Engagement

State Priority: School Climate

The SARC provides the following information relevant to the State priority: School Climate (Priority 6):

- Pupil suspension rates;
- Pupil expulsion rates; and
- Other local measures on the sense of safety

Suspensions and Expulsions

This table displays suspensions and expulsions data collected between July through February, partial school year due to the COVID-19 pandemic. The 2019-20 suspensions and expulsions rate data are not comparable to other year data because the 2019-20 school year is a partial school year due to the COVID-19 crisis. As such, it would be inappropriate to make any comparisons in rates of suspensions and expulsions in the 2019-20 school year compared to other school years.

Subject	School 2019-20	District 2019-20	State 2019-20
Suspensions	1.47	4.91	2.45
Expulsions	0.55	0.25	0.05

This table displays suspensions and expulsions data collected between July through June, each full school year respectively. Data collected during the 2020-21 school year may not be comparable to earlier years of this collection due to differences in learning mode instruction in response to the COVID-19 pandemic.

Subject	School 2020-21	School 2021-22	District 2020-21	District 2021-22	State 2020-21	State 2021-22
Suspensions	0.00	3.50	0.11	5.27	0.20	3.17
Expulsions	0.00	0.00	0.01	0.24	0.00	0.07

2021-22 Suspensions and Expulsions by Student Group

Student Group	Suspensions Rate	Expulsions Rate
All Students	3.50	0.00
Female	3.04	0.00
Male	4.36	0.00
American Indian or Alaska Native	0.00	0.00

Asian	0.00	0.00
Black or African American	6.35	0.00
Filipino	0.00	0.00
Hispanic or Latino	3.15	0.00
Native Hawaiian or Pacific Islander	0.00	0.00
Two or More Races	0.00	0.00
White	2.07	0.00
English Learners	2.63	0.00
Foster Youth	0.00	0.00
Homeless	0.00	0.00
Socioeconomically Disadvantaged	4.09	0.00
Students Receiving Migrant Education Services	0.00	0.00
Students with Disabilities	3.31	0.00

2022-23 School Safety Plan

THE 2023 ANNUAL APPROVAL BY THE ENCORE BOARD OF DIRECTORS IS SCHEDULED FOR FEBRUARY 27, 2023.

The Encore Comprehensive School Safety Plan (CSSP) was most recently adopted on February 24, 2021, per Ed Code 32282. The Encore School Safety Committee consisted of the then-current Encore Chief Operations Officer, a representative for the teachers' association, Encore school parent, a representative for the classified employee association, Encore student services manager, retired California Fire Fighter and Encore board member, and Encore's Facilities Manager. A public meeting for input was held on Friday, April 9, 2021. The CSSP was board approved on Monday, April 12, 2021.

The CSSP covers a variety of situations and includes strategies and programs that maintain a higher level of school safety. The CSSP includes: Child Abuse reporting procedures, disaster procedures, routine and emergency, adoptions for pupils with disabilities, policies and procedures which lead to suspensions and or expulsion, procedures to notify teachers of dangerous pupils, policy prohibiting discrimination, harassment, intimidation, and bullying, provisions of any school site dress code, including prohibition of "gang-related" apparel, procedures for safe ingress and egress of pupils, parents, and employees from school site; including procedures for visitor access to the school campus, goals and plans that create a safe and orderly environment conducive of learning at the school, the rules and procedures for on school discipline, procedures adopted under the Safe and Drug-Free Schools Act, and Bullying Prevention Policies and Procedures.

2019-20 Secondary Average Class Size and Class Size Distribution

2019-20 Secondary Average Class Size and Class Size Distribution

This table displays the 2019-20 average class size and class size distribution. The columns titled “Number of Classes” indicates how many classes fall into each size category (a range of total students per classroom). At the secondary school level, this information is reported by subject area rather than grade level.

Subject	Average Class Size	Number of Classes with 1-22 Students	Number of Classes with 23-32 Students	Number of Classes with 33+ Students
English Language Arts	24	17	15	10
Mathematics	21	21	20	3
Science	24	11	24	2
Social Science	26	11	12	8

2020-21 Secondary Average Class Size and Class Size Distribution

This table displays the 2020-21 average class size and class size distribution. The columns titled “Number of Classes” indicates how many classes fall into each size category (a range of total students per classroom). At the secondary school level, this information is reported by subject area rather than grade level.

Subject	Average Class Size	Number of Classes with 1-22 Students	Number of Classes with 23-32 Students	Number of Classes with 33+ Students
English Language Arts	22	22	6	11
Mathematics	18	24	6	9
Science	18	23	8	7
Social Science	18	22	6	9

2021-22 Secondary Average Class Size and Class Size Distribution

This table displays the 2021-22 average class size and class size distribution. The columns titled “Number of Classes” indicates how many classes fall into each size category (a range of total students per classroom). At the secondary school level, this information is reported by subject area rather than grade level.

Subject	Average Class Size	Number of Classes with 1-22 Students	Number of Classes with 23-32 Students	Number of Classes with 33+ Students
English Language Arts	22	18	8	8
Mathematics	21	20	6	6
Science	22	13	9	6
Social Science	24	12	5	8

2021-22 Ratio of Pupils to Academic Counselor

2021-22 Ratio of Pupils to Academic Counselor

This table displays the ratio of pupils to Academic Counselor. One full time equivalent (FTE) equals one staff member working full time; one FTE could also represent two staff members who each work 50 percent of full time.

Title	Ratio
Pupils to Academic Counselor	240.67

2021-22 Student Support Services Staff

This table displays the number of FTE support staff assigned to this school. One full time equivalent (FTE) equals one staff member working full time; one FTE could also represent two staff members who each work 50 percent of full time.

Title	Number of FTE Assigned to School
Counselor (Academic, Social/Behavioral or Career Development)	3.0
Library Media Teacher (Librarian)	
Library Media Services Staff (Paraprofessional)	
Psychologist	
Social Worker	
Nurse	
Speech/Language/Hearing Specialist	
Resource Specialist (non-teaching)	
Other	2.4

2020-21 Expenditures Per Pupil and School Site Teacher Salaries

This table displays the 2020-21 expenditures per pupil and average teacher salary for this school. Cells with N/A values do not require data.

Level	Total Expenditures Per Pupil	Expenditures Per Pupil (Restricted)	Expenditures Per Pupil (Unrestricted)	Average Teacher Salary
School Site	13,436	3,608	9.828	74,120.26
District	N/A	N/A	\$12,594	80,863.63
Percent Difference - School Site and District	N/A	N/A	-199.7	-8.7
State	N/A	N/A	\$13,650	79,988.13
Percent Difference - School Site and State	N/A	N/A	-199.7	-7.6

2021-22 Types of Services Funded

--

2021-22 Types of Services Funded

The types of services funded at Encore for the 2020-2021 school year were as follows: Title I, National School Lunch Program, College and Career, Guidance Counseling, Psychologist, Speech Therapy, Occupational Therapy, Full Inclusion SPED Services, 504, English Learners, Credit Recovery and Independent Study.

2020-21 Teacher and Administrative Salaries

This table displays the 2020-21 Teacher and Administrative salaries. For detailed information on salaries, see the CDE Certification Salaries & Benefits web page at <http://www.cde.ca.gov/ds/fd/cs/>.

Category	District Amount	State Average for Districts in Same Category
Beginning Teacher Salary	\$55,410	\$51,081
Mid-Range Teacher Salary	\$87,810	\$77,514
Highest Teacher Salary	\$110,822	\$105,764
Average Principal Salary (Elementary)	\$140,535	\$133,421
Average Principal Salary (Middle)	\$144,424	\$138,594
Average Principal Salary (High)	\$157,579	\$153,392
Superintendent Salary	\$243,659	\$298,377
Percent of Budget for Teacher Salaries	32%	32%
Percent of Budget for Administrative Salaries	5%	5%

2021-22 Advanced Placement (AP) Courses

This table displays the percent of student in AP courses at this school.

Percent of Students in AP Courses	4.4
-----------------------------------	-----

This table displays the number of AP courses offered at this school where there are student course enrollments of at least one student.

Subject	Number of AP Courses Offered
Computer Science	0
English	1
Fine and Performing Arts	0
Foreign Language	0
Mathematics	0
Science	1
Social Science	1
Total AP Courses Offered Where there are student course enrollments of at least one student.	3

Professional Development

Encore teachers and staff participate in numerous days of professional development before, during, and after the school year. In the 2022 year, summer in-service was held August 1-5 (five days). During the school year, staff will hold three "data days" (October 21, February 10, March 31) to follow the three benchmark assessment periods. Staff will participate in two in-service days after the last day of instruction (May 30 and 31).

This table displays the number of school days dedicated to staff development and continuous improvement.

Subject	2020-21	2021-22	2022-23
Number of school days dedicated to Staff Development and Continuous Improvement	15	16	10

Coversheet

Approval of 2022-23 School Accountability Report Card (SARC)

Section: V. Operations
Item: B. Approval of 2022-23 School Accountability Report Card (SARC)
Purpose: Vote
Submitted by: Sabrina Bow
Related Material:
2023_School_Accountability_Report_Card_Encore_Education_Corporation_20240128.pdf

BACKGROUND:

Charter schools are required to prepare SARC reports as a method by which to measure pupil progress in meeting pupil outcomes for state priorities, pursuant to *EC* Section 47605(b)(5)(C).

EC Section 35256 states in part:

...each school district shall make hard copies of its annually updated report card available, upon request, on or before February 1 of each year.

In addition, *EC* Section 33126(d) states:

It is the intent of the Legislature that schools make a concerted effort to notify parents of the purpose of the school accountability report cards, as described in this section, and ensure that all parents receive a copy of the report card; to ensure that the report cards are easy to read and understandable by parents; to ensure that local educational agencies with access to the Internet make available current copies of the report cards through the Internet.

These sections, when taken together, require that LEAs notify all parents of the availability of a full report and provide instructions regarding how this information can be obtained both through the Internet and on paper (upon request). LEAs with access to the Internet are required to make SARCs available through that medium.

Encore Jr. & Sr. High School for the Arts

2022-2023 School Accountability Report Card

(Published During the 2023-2024 School Year)



General Information about the School Accountability Report Card (SARC)

SARC Overview



By February 1 of each year, every school in California is required by state law to publish a School Accountability Report Card (SARC). The SARC contains information about the condition and performance of each California public school. Under the Local Control Funding Formula (LCFF) all local educational agencies (LEAs) are required to prepare a Local Control and Accountability Plan (LCAP), which describes how they intend to meet annual school-specific goals for all pupils, with specific activities to address state and local priorities. Additionally, data reported in an LCAP is to be consistent with data reported in the SARC.

- For more information about SARC requirements and access to prior year reports, see the California Department of Education (CDE) SARC web page at <https://www.cde.ca.gov/ta/ac/sa/>.
- For more information about the LCFF or the LCAP, see the CDE LCFF web page at <https://www.cde.ca.gov/fg/aa/lc/>.
- For additional information about the school, parents/guardians and community members should contact the school principal or the district office.

DataQuest



DataQuest is an online data tool located on the CDE DataQuest web page at <https://dq.cde.ca.gov/dataquest/> that contains additional information about this school and comparisons of the school to the district and the county. Specifically, DataQuest is a dynamic system that provides reports for accountability (e.g., test data, enrollment, high school graduates, dropouts, course enrollments, staffing, and data regarding English learners).

California School Dashboard



The California School Dashboard (Dashboard) <https://www.caschooldashboard.org/> reflects California’s new accountability and continuous improvement system and provides information about how LEAs and schools are meeting the needs of California’s diverse student population. The Dashboard contains reports that display the performance of LEAs, schools, and student groups on a set of state and local measures to assist in identifying strengths, challenges, and areas in need of improvement.

Internet Access

Internet access is available at public libraries and other locations that are publicly accessible (e.g., the California State Library). Access to the Internet at libraries and public locations is generally provided on a first-come, first-served basis. Other use restrictions may include the hours of operation, the length of time that a workstation may be used (depending on availability), the types of software programs available on a workstation, and the ability to print documents.

2023-24 School Contact Information

School Name	Encore Jr. & Sr. High School for the Arts
Street	16955 Lemon Street
City, State, Zip	Hesperia, CA 92345-5139
Phone Number	760-956-2632
Principal	Dr. St. Claire Adriaan
Email Address	sadriaan@encorehighschool.com
School Website	www.encorehighschool.com
County-District-School (CDS) Code	36750440116707

2023-24 District Contact Information

District Name	Encore Jr. & Sr. High School for the Arts
Phone Number	760-956-3800
Superintendent	Dr. Sabrina Bow, Executive Director
Email Address	sbow@encorehighschool.com
District Website	www.encorehighschool.com

2023-24 School Description and Mission Statement

Founded in 2008, Encore Jr. & Sr. High School for the arts provides college preparatory educational program grounded in strong academics and a robust arts program. Encore serves approximately 600 students in grades 7-12. The school operates on a block schedule where students take eight courses per semester. Encore offers advanced placement (AP) courses, dual enrollment with Victor Valley College, and various Career Technical Education (CTE) pathways.

About this School

2022-23 Student Enrollment by Grade Level

Grade Level	Number of Students
Grade 7	116
Grade 8	109
Grade 9	111
Grade 10	106
Grade 11	104
Grade 12	84
Total Enrollment	630

2022-23 Student Enrollment by Student Group

Student Group	Percent of Total Enrollment
Female	61.6%
Male	38.3%
American Indian or Alaska Native	1.1%
Asian	1%
Black or African American	17.8%
Filipino	0.5%
Hispanic or Latino	54.1%
Native Hawaiian or Pacific Islander	0.5%
Two or More Races	2.4%
White	22.4%
English Learners	6.2%
Foster Youth	1%
Homeless	0.5%
Socioeconomically Disadvantaged	54.1%
Students with Disabilities	13.7%

A. Conditions of Learning **State Priority: Basic**

The SARC provides the following information relevant to the State priority: Basic (Priority 1):

- Degree to which teachers are appropriately assigned and fully credentialed in the subject area and for the pupils they are teaching;
- Pupils have access to standards-aligned instructional materials; and
- School facilities are maintained in good repair.

2020-21 Teacher Preparation and Placement

Authorization/Assignment	School Number	School Percent	District Number	District Percent	State Number	State Percent
Fully (Preliminary or Clear) Credentialed for Subject and Student Placement (properly assigned)	23.10	51.98	855.70	81.59	228366.10	83.12
Intern Credential Holders Properly Assigned	0.00	0.00	19.00	1.81	4205.90	1.53
Teachers Without Credentials and Misassignments (“ineffective” under ESSA)	18.50	41.69	54.00	5.15	11216.70	4.08
Credentialed Teachers Assigned Out-of-Field (“out-of-field” under ESSA)	0.00	0.13	29.10	2.78	12115.80	4.41
Unknown	2.70	6.13	90.80	8.66	18854.30	6.86
Total Teaching Positions	44.50	100.00	1048.80	100.00	274759.10	100.00

Note: The data in this table is based on Full Time Equivalent (FTE) status. One FTE equals one staff member working full time; one FTE could also represent two staff members who each work 50 percent of full time. Additionally, an assignment is defined as a position that an educator is assigned based on setting, subject, and grade level. An authorization is defined as the services that an educator is authorized to provide to students.

2021-22 Teacher Preparation and Placement

Authorization/Assignment	School Number	School Percent	District Number	District Percent	State Number	State Percent
Fully (Preliminary or Clear) Credentialed for Subject and Student Placement (properly assigned)	24.40	61.92	851.70	79.75	234405.20	84.00
Intern Credential Holders Properly Assigned	0.00	0.00	26.80	2.52	4853.00	1.74
Teachers Without Credentials and Misassignments (“ineffective” under ESSA)	6.50	16.66	50.90	4.77	12001.50	4.30
Credentialed Teachers Assigned Out-of-Field (“out-of-field” under ESSA)	0.00	0.00	37.50	3.52	11953.10	4.28
Unknown	8.40	21.37	100.80	9.44	15831.90	5.67
Total Teaching Positions	39.50	100.00	1067.90	100.00	279044.80	100.00

The CDE published the first year of available teacher data for the 2020-21 SARC in June 2022, and the CDE published the second year of data for the 2021-22 SARC in June 2023. The EC Section 33126(b)(5) requires the most recent three years of teacher data to be requested in the SARC, as data is available. The teacher data for the 2022-23 SARC will not be available prior to February 1, 2024, and therefore is not included in the template.

Note: The data in this table is based on Full-Time Equivalent (FTE) status. One FTE equals one staff member working full time; one FTE could also represent two staff members who each work 50 percent of full time. Additionally, an assignment is defined as a position that an educator is assigned based on setting, subject, and grade level. An authorization is defined as the services that an educator is authorized to provide to students.

Teachers Without Credentials and Misassignments (considered “ineffective” under ESSA)

Authorization/Assignment	2020-21	2021-22
Permits and Waivers	0.00	0.00
Misassignments	18.50	6.50
Vacant Positions	0.00	0.00
Total Teachers Without Credentials and Misassignments	18.50	6.50

The teacher data for the 2022-23 SARC will not be available prior to February 1, 2024, and therefore is not included in the template.

Credentialed Teachers Assigned Out-of-Field (considered “out-of-field” under ESSA)

Indicator	2020-21	2021-22
Credentialed Teachers Authorized on a Permit or Waiver	0.00	0.00
Local Assignment Options	0.00	0.00
Total Out-of-Field Teachers	0.00	0.00

The teacher data for the 2022-23 SARC will not be available prior to February 1, 2024, and therefore is not included in the template.

Class Assignments

Indicator	2020-21	2021-22
Misassignments for English Learners (a percentage of all the classes with English learners taught by teachers that are misassigned)	36.4	17.5
No credential, permit or authorization to teach (a percentage of all the classes taught by teachers with no record of an authorization to teach)	24.3	3.9

The teacher data for the 2022-23 SARC will not be available prior to February 1, 2024, and therefore is not included in the template.

Note: For more information refer to the Updated Teacher Equity Definitions web page at <https://www.cde.ca.gov/pd/ee/teacherequitydefinitions.asp>.

2023-24 Quality, Currency, Availability of Textbooks and Other Instructional Materials

DATA COLLECTED AUGUST 2023			
Year and month in which the data were collected		September 2022	
Subject	Textbooks and Other Instructional Materials/year of Adoption	From Most Recent Adoption ?	Percent Students Lacking Own Assigned Copy
Reading/Language Arts	Houghton Mifflin Harcourt, California Collections	Yes	0

	Houghton Mifflin Harcourt, CA English 3D ERWC (Expository Reading and Writing Curriculum) California Collections 7 California Collections 8 AP Classroom		
Mathematics	McGraw-Hill, Reveal Math Houghton Mifflin Harcourt Go Math	Yes	0
Science	TCI Integrated Science TCI Bring Science Alive!	Yes	0
History-Social Science	TCI History Alive! The Medieval World and Beyond (California Edition) TCI History Alive! World Connections, 3rd Edition TCI History Alive! The US Through Modern Times TCI Government Alive! Power, Politics, & You, 3rd Ed. TCI History Alive! Pursuing American Ideals 3rd Ed. A documentary history of the United States TCI Econ Alive! The Power to Choose, 3rd Ed. American Government: Stories of a Nation, 1st edition Dual Enrollment Courses through Victor Valley College (VVC) * Geography 1 Lab and Intro to Physical Geography--instructor-developed materials accessed through Canvas LMS	Yes	0
Foreign Language	Edgenuity (2022)* Spanish I, II, III, IV (* = local adoption)	No	0
Health	NA		0
Visual and Performing Arts	NA		0

School Facility Conditions and Planned Improvements

Adequacy: The Encore campus is located at 16955 Lemon Street in Hesperia. the campus is situated on eleven acres and houses just over 100,000 square feet of facilities including six permanent structure buildings, 19 relocatable buildings, and one Big Top facility. The campus has the capacity to serve approximately 1,000 students.

Safety: Encore maintains a School Safety Plan which is approved by the Encore Board of Directors. The Plan outlines regular drills (fire, active shooter, earthquake, evacuation). The campus is secured by a perimeter fence, controlled access, and surveillance cameras. One classroom access ramp was replaced February 2023.

Cleanliness : A combined workforce of contracted janitorial services and Encore campus aides ensure the campus is maintained in sanitary condition. Janitorial services provide overnight cleaning while campus aides provide custodial support during the school day. High touch areas are routinely sanitized to ensure health and safety of students and staff.

Maintenance and Repairs: Annual fire extinguisher inspections are conducted and confirmed (punch tags).

Planned Improvements: The School is developing a work plan to replace and upgrade its HVAC package units and systems in the next two years.

FROM SEPTEMBER 2022 FACILITIES INSPECTION:

Interior Surfaces (REMEDIED): Ceiling tiles, baseboards, and walls repaired December 2022

Interior Surfaces (IN PROGRESS): Replacement of approximately 28,000 sq ft of flooring

Overall Cleanliness (REMEDIED): Graffiti abatement and cluttered classrooms addressed October 2022

Overall Cleanliness (REMEDIED): Removal of high shelving in certain classrooms completed February 2023

Electrical (REMEDIED): Extension cord trip hazards removed October 2022

Restrooms (REMEDIED): Paper products maintained through updated daily schedule; menstrual products dispensers installed December 2022; restroom latches repaired January 2023

Restrooms (IN PROGRESS): Restroom tile replacement scheduled for March 2023

Fire Safety (REMEDIED): Fire extinguisher monthly inspection is being conducted as of October 2022

Hazardous Material (REMEDIED): Classroom cleaning sprays/wipes secured in lockable storage as of October 2022

Structural Damage (REMEDIED): Classroom access ramp was replaced February 2023

Windows/Gates/Fences (REMEDIED): Locksmith conducted repairs to various latches in January 2023

FROM WILLIAMS FIRST QUARTER FINDINGS for the visit to Encore Jr./Sr. High School for the Performing and Visual Arts on 8/24/2023:

The following good repair deficiencies were observed:

Section 4. Interior Surfaces

- E17 Band: Carpeting damaged, rippled, or stained
- o Deficiency was noted in prior year.

- Staff Lounge/Resource Room: Carpeting damaged, rippled, or stained

Section 10. Fire Safety

- B15: Fire extinguisher is not properly mounted
- C4: Fire extinguisher casing is damaged or broken

Year and month of the most recent FIT report

May 2023

School Facility Conditions and Planned Improvements

System Inspected	Rate Good	Rate Fair	Rate Poor	Repair Needed and Action Taken or Planned
Systems: Gas Leaks, Mechanical/HVAC, Sewer	X			School plans to replace/upgrade aging HVAC systems within the two years.
Interior: Interior Surfaces		X		One classroom access ramp was replaced February 2023. Carpet and flooring replacements planned in next two years.
Cleanliness: Overall Cleanliness, Pest/Vermin Infestation	X			School staff performs janitorial duties before, during, and after school. High touch areas are sanitized several times a day. Deep cleaning over winter, spring, and summer breaks. Vendor performs monthly pest inspection/spray.
Electrical	X			Continued monitoring of use of extension cords in classrooms.
Restrooms/Fountains: Restrooms, Sinks/ Fountains	X			Student restrooms renovated in May - July 2023. New vinyl flooring installed, FRP wall paneling repaired, no-touch hand dryers installed, walls, ceiling, and partitions painted.
Safety: Fire Safety, Hazardous Materials	X			Staff provided initial and annual training to conduct monthly inspection of fire extinguisher and case and sign off on the punch tag. Vendor contracted for annual inspection and recharge (February)
Structural: Structural Damage, Roofs	X			None
External: Playground/School Grounds, Windows/ Doors/Gates/Fences	X			Repair of locks and doors performed by locksmith or facilities staff as needed.

Overall Facility Rate

Exemplary	Good	Fair	Poor
	X		

B. Pupil Outcomes

State Priority: Pupil Achievement

The SARC provides the following information relevant to the State priority: Pupil Achievement (Priority 4):

Statewide Assessments

(i.e., California Assessment of Student Performance and Progress [CAASPP] System includes the Smarter Balanced Summative Assessments for students in the general education population and the California Alternate Assessments [CAAs] for English language arts/literacy [ELA] and mathematics given in grades three through eight and grade eleven. Only eligible students may participate in the administration of the CAAs. CAAs items are aligned with alternate achievement standards, which are linked with the Common Core State Standards [CCSS] for students with the most significant cognitive disabilities).

The CAASPP System encompasses the following assessments and student participation requirements:

1. **Smarter Balanced Summative Assessments and CAAs for ELA** in grades three through eight and grade eleven.
2. **Smarter Balanced Summative Assessments and CAAs for mathematics** in grades three through eight and grade eleven.
3. **California Science Test (CAST) and CAAs for Science** in grades five, eight, and once in high school (i.e., grade ten, eleven, or twelve).

College and Career Ready

The percentage of students who have successfully completed courses that satisfy the requirements for entrance to the University of California and the California State University, or career technical education sequences or programs of study.

Percentage of Students Meeting or Exceeding the State Standard on CAASPP

This table displays CAASPP test results in ELA and mathematics for all students grades three through eight and grade eleven taking and completing a state-administered assessment.

Percentages are not calculated when the number of students tested is ten or less, either because the number of students in this category is too small for statistical accuracy or to protect student privacy.

ELA and mathematics test results include the Smarter Balanced Summative Assessment and the CAA. The “Percent Met or Exceeded” is calculated by taking the total number of students who met or exceeded the standard on the Smarter Balanced Summative Assessment plus the total number of students who met the standard (i.e., achieved Level 3-Alternate) on the CAAs divided by the total number of students who participated in both assessments.

Subject	School 2021-22	School 2022-23	District 2021-22	District 2022-23	State 2021-22	State 2022-23
English Language Arts/Literacy (grades 3-8 and 11)	31	35	30	29	47	46
Mathematics (grades 3-8 and 11)	8	11	16	17	33	34

2022-23 CAASPP Test Results in ELA by Student Group

This table displays CAASPP test results in ELA by student group for students grades three through eight and grade eleven taking and completing a state-administered assessment.

ELA test results include the Smarter Balanced Summative Assessment and the CAA. The “Percent Met or Exceeded” is calculated by taking the total number of students who met or exceeded the standard on the Smarter Balanced Summative Assessment plus the total number of students who met the standard (i.e., achieved Level 3-Alternate) on the CAAs divided by the total number of students who participated in both assessments.

Double dashes (--) appear in the table when the number of students is ten or less, either because the number of students in this category is too small for statistical accuracy or to protect student privacy.

The number of students tested includes all students who participated in the test whether they received a score or not; however, the number of students tested is not the number that was used to calculate the achievement level percentages. The achievement level percentages are calculated using only students who received scores.

CAASPP Student Groups	CAASPP Total Enrollment	CAASPP Number Tested	CAASPP Percent Tested	CAASPP Percent Not Tested	CAASPP Percent Met or Exceeded
All Students	303	284	93.73	6.27	35.21
Female	191	176	92.15	7.85	39.20
Male	111	108	97.30	2.70	28.70
American Indian or Alaska Native	--	--	--	--	--
Asian	--	--	--	--	--
Black or African American	48	46	95.83	4.17	19.57
Filipino	--	--	--	--	--
Hispanic or Latino	170	164	96.47	3.53	35.37
Native Hawaiian or Pacific Islander	--	--	--	--	--
Two or More Races	--	--	--	--	--
White	73	62	84.93	15.07	46.77
English Learners	20	18	90.00	10.00	5.56
Foster Youth	--	--	--	--	--
Homeless	--	--	--	--	--
Military	0	0	0	0	0
Socioeconomically Disadvantaged	199	185	92.96	7.04	30.27
Students Receiving Migrant Education Services	0	0	0	0	0
Students with Disabilities	35	34	97.14	2.86	5.88

2022-23 CAASPP Test Results in Math by Student Group

This table displays CAASPP test results in Math by student group for students grades three through eight and grade eleven taking and completing a state-administered assessment.

Mathematics test results include the Smarter Balanced Summative Assessment and the CAA. The “Percent Met or Exceeded” is calculated by taking the total number of students who met or exceeded the standard on the Smarter Balanced Summative Assessment plus the total number of students who met the standard (i.e., achieved Level 3-Alternate) on the CAAs divided by the total number of students who participated in both assessments.

Double dashes (--) appear in the table when the number of students is ten or less, either because the number of students in this category is too small for statistical accuracy or to protect student privacy.

The number of students tested includes all students who participated in the test whether they received a score or not; however, the number of students tested is not the number that was used to calculate the achievement level percentages. The achievement level percentages are calculated using only students who received scores.

CAASPP Student Groups	CAASPP Total Enrollment	CAASPP Number Tested	CAASPP Percent Tested	CAASPP Percent Not Tested	CAASPP Percent Met or Exceeded
All Students	303	284	93.73	6.27	10.56
Female	191	176	92.15	7.85	9.66
Male	111	108	97.30	2.70	12.04
American Indian or Alaska Native	--	--	--	--	--
Asian	--	--	--	--	--
Black or African American	48	47	97.92	2.08	6.38
Filipino	--	--	--	--	--
Hispanic or Latino	170	163	95.88	4.12	8.59
Native Hawaiian or Pacific Islander	--	--	--	--	--
Two or More Races	--	--	--	--	--
White	73	62	84.93	15.07	17.74
English Learners	20	18	90.00	10.00	5.56
Foster Youth	--	--	--	--	--
Homeless	--	--	--	--	--
Military	0	0	0	0	0
Socioeconomically Disadvantaged	199	185	92.96	7.04	9.73
Students Receiving Migrant Education Services	0	0	0	0	0
Students with Disabilities	35	34	97.14	2.86	0.00

CAASPP Test Results in Science for All Students

This table displays the percentage of all students grades five, eight, and High School meeting or exceeding the State Standard.

Science test results include the CAST and the CAA. The “Percent Met or Exceeded” is calculated by taking the total number of students who met or exceeded the standard on the CAST plus the total number of students who met the standard (i.e., achieved Level 3-Alternate) on the CAAs divided by the total number of students who participated in both assessments.

The number of students tested includes all students who participated in the test whether they received a score or not; however, the number of students tested is not the number that was used to calculate the achievement level percentages. The achievement level percentages are calculated using only students who received scores.

Subject	School 2021-22	School 2022-23	District 2021-22	District 2022-23	State 2021-22	State 2022-23
Science (grades 5, 8 and high school)	15.84	18.58	14.44	15.24	29.47	30.29

2022-23 CAASPP Test Results in Science by Student Group

This table displays CAASPP test results in Science by student group for students grades five, eight, and High School. Double dashes (--) appear in the table when the number of students is ten or less, either because the number of students in this category is too small for statistical accuracy or to protect student privacy.

Student Group	Total Enrollment	Number Tested	Percent Tested	Percent Not Tested	Percent Met or Exceeded
All Students	187	183	97.86	2.14	18.58
Female	109	106	97.25	2.75	18.87
Male	78	77	98.72	1.28	18.18
American Indian or Alaska Native	--	--	--	--	--
Asian	--	--	--	--	--
Black or African American	29	28	96.55	3.45	25.00
Filipino	--	--	--	--	--
Hispanic or Latino	99	99	100.00	0.00	15.15
Native Hawaiian or Pacific Islander	0	0	0	0	0
Two or More Races	--	--	--	--	--
White	46	43	93.48	6.52	25.58
English Learners	--	--	--	--	--
Foster Youth	--	--	--	--	--
Homeless	--	--	--	--	--
Military	0	0	0	0	0
Socioeconomically Disadvantaged	116	112	96.55	3.45	17.86
Students Receiving Migrant Education Services	0	0	0	0	0
Students with Disabilities	23	23	100.00	0.00	4.35

2022-23 Career Technical Education Programs

Career Technical Education: Sectors and Pathways/Sequences

Design, Visual, and Media Arts (111)

158 – Drawing: Introduction
 1582 – Drawing: Intermediate
 1583 – Drawing: Advanced
 1672 – Med Arts: Introduction
 165 – Photo: Introduction
 612 – Photo: Intermediate
 613 – Photo: Advanced
 1674 – Med Arts: Intermediate
 1673 – Media Arts: Advanced
 164 – Mural: Intermediate
 620 – Sculp: Intermediate
 6201 – Sculp II: Advanced
 167 – Yearbook: Advanced

Performing Arts (112)

162 – AME: Exploration
 661 – Acting I: Introduction
 422 – Ballet/Lyrical: Introduction
 134 – Band: Introduction
 135 – Beg Mus: Introduction
 6789 – Circus I: Introduction
 2161 – Cirque Con: Introduction
 4311 – Dance Tech: Introduction
 129 – Guitar I: Introduction
 48 – Hip Hop: Introduction
 427 – Jazz/Tap: Introduction
 1755 – Music Theatre: Introduction
 119 – Piano I: Introduction
 124 – Strings: Introduction
 6786 – Tumbling: Introduction
 6611 – Acting 2: Intermediate
 6008 – Aerial: Intermediate
 423 – Ballet/Lyrical: Intermediate
 133 – Band: Intermediate
 6788 – Circus Arts II
 1310 – Drumline: Intermediate
 128 – Guitar 2: Intermediate
 1302 – Intermediate: Jazz
 428 – Jazz/Tap: Intermediate
 1756 – Music Thea: Intermediate
 120 – Piano II: Intermediate
 127 – Strings: Intermediate
 6777 – Tumbling: Intermediate
 6612 – Acting 3: Advanced
 6009 – Aerial: Advanced
 424 – Ballet /Lyrical: Advanced
 132 – Band: Advanced
 1283 – Guitar 3: Advanced
 1284 – Guitar 4: Advanced
 492 – Jazz/Tap: Advanced
 621 – Madrigals: Advanced
 1757 – Music Thea: Advanced
 121 – Piano III: Advanced
 122 – Piano IV: Advanced

2022-23 Career Technical Education Programs

666 – Pro Act Film Honors
 6901 – Prof Performance Art Honors
 6910 – Rock Band Professional Honors

Production and Managerial Arts (113)

6121 – Film I: Introduction
 6122 – Film II: Intermediate
 6123 – Film III: Advanced
 670 – Pro Film Honors (Capstone)
 668 – Prof Film Lab Honors (Capstone)

Fashion Design and Merchandising (160)

649 – Costume: Intermediate
 6491 – Costume Design 3: Advanced
 64911 – Costume Design 4: Advanced

Food Service and Hospitality (201)

692 – Cooking: Intermediate
 173 – Restaurant Occupation: Advanced

Hospitality, Tourism, and Recreation (202)

6915 - ASB: PI/Mgm I
 6916 - ASB: PI/Mgm II

Information and Communication Technologies

Games and Simulation (175)
 2566 - Introduction to Gaming

Information Support and Services (170)
 410 - Introduction to Technologies

2022-23 Career Technical Education (CTE) Participation

Measure	CTE Program Participation
Number of Pupils Participating in CTE	615
Percent of Pupils that Complete a CTE Program and Earn a High School Diploma	62.8
Percent of CTE Courses that are Sequenced or Articulated Between the School and Institutions of Postsecondary Education	

Course Enrollment/Completion

This table displays the course enrollment/completion of University of California (UC) and/or California State University (CSU) admission requirements.

UC/CSU Course Measure	Percent
2022-23 Pupils Enrolled in Courses Required for UC/CSU Admission	100
2021-22 Graduates Who Completed All Courses Required for UC/CSU Admission	62.73

B. Pupil Outcomes

State Priority: Other Pupil Outcomes

The SARC provides the following information relevant to the State priority: Other Pupil Outcomes (Priority 8): Pupil outcomes in the subject area of physical education.

2022-23 California Physical Fitness Test Results

This table displays the percentage of students participating in each of the five fitness components of the California Physical Fitness Test Results. The administration of the PFT during 2021-22 and 2022-23 school years, only participation results are required for these five fitness areas. Percentages are not calculated and double dashes (--) appear in the table when the number of students tested is ten or less, either because the number of students in this category is too small for statistical accuracy or to protect student privacy.

Grade Level	Component 1: Aerobic Capacity	Component 2: Abdominal Strength and Endurance	Component 3: Trunk Extensor and Strength and Flexibility	Component 4: Upper Body Strength and Endurance	Component 5: Flexibility
Grade 5	n/a	n/a	n/a	n/a	n/a
Grade 7	89.7	92.2	92.2	91.4	93.1
Grade 9	91.8	97.9	97.9	95.9	97.9

C. Engagement

State Priority: Parental Involvement

The SARC provides the following information relevant to the State priority: Parental Involvement (Priority 3): Efforts the school district makes to seek parent input in making decisions regarding the school district and at each school site.

2023-24 Opportunities for Parental Involvement

Encore welcomes parent volunteers to contribute to making decisions regarding the school. The following are the opportunities and committees that parents be involved in:

School Site Council (SSC): The SSC shall be comprised of at least ten (10) members comprised of the following--1 principal or their designee, 1 other school personnel, 3 classroom teachers, and 5 parent/community and student members. School Site Council meetings are held quarterly.

Encore Board of Director Meetings: Parents are invited to attend and speak during open session at Encore's monthly board meetings. Notifications of the monthly board meetings are posted on the Encore school website and outside the Main Office.

English Language Advisory Committee (ELAC): Each California public school with 21 or more English learners must form an English Learner Advisory Committee (ELAC). The role of the ELAC is to advise the principal and staff in the development of a site plan for English learners and submitting the plan to the School Site Council for consideration of inclusion in the School Plan for Student Achievement, assist in the development of the schoolwide needs assessment, identify ways to make parents aware of the importance of regular school attendance. Parents or guardians of English learners shall constitute at least the same percentage of the ELAC membership as their children represent of the student body. ELAC meetings are held quarterly.

School Fundraising Activities: Parents are invited to volunteer at Encore fundraisers and activities during the school year. Notifications of these events are shared via social media, email, and all call system. Events are posted on the Encore school calendar as well.

Parent Advisory Committee: Parents are welcome to join the school's Parent Advisory Committee where parents organize and hold monthly meetings with administration, to discuss and offer feedback to current events at Encore.

C. Engagement

State Priority: Pupil Engagement

The SARC provides the following information relevant to the State priority: Pupil Engagement (Priority 5):

- High school Dropout Rates;
- High school Graduation Rates; and
- Chronic Absenteeism

Dropout Rate and Graduation Rate (Four-Year Cohort Rate)

Indicator	School 2020-21	School 2021-22	School 2022-23	District 2020-21	District 2021-22	District 2022-23	State 2020-21	State 2021-22	State 2022-23
Dropout Rate	2.5	0.9	3.6	7.6	5.1	5.9	9.4	7.8	8.2
Graduation Rate	97.5	98.3	96.4	86.5	89.5	90.7	83.6	87	86.2

2022-23 Graduation Rate by Student Group (Four-Year Cohort Rate)

This table displays the 2022-23 graduation rate by student group. For information on the Four-Year Adjusted Cohort Graduation Rate (ACGR), visit the CDE Adjusted Cohort Graduation Rate web page at www.cde.ca.gov/ds/ad/acgrinfo.asp.

Student Group	Number of Students in Cohort	Number of Cohort Graduates	Cohort Graduation Rate
All Students	84	81	96.4
Female	45	43	95.6
Male	39	38	97.4
Non-Binary			
American Indian or Alaska Native	0	0	0.00
Asian	0	0	0.00
Black or African American	15	14	93.3
Filipino	0	0	0.00
Hispanic or Latino	40	38	95.0
Native Hawaiian or Pacific Islander	0	0	0.00
Two or More Races	--	--	--
White	22	22	100.0
English Learners	--	--	--
Foster Youth	--	--	--
Homeless	--	--	--
Socioeconomically Disadvantaged	61	58	95.1
Students Receiving Migrant Education Services	0.0	0.0	0.0
Students with Disabilities	11	11	100.0

2022-23 Chronic Absenteeism by Student Group

Student Group	Cumulative Enrollment	Chronic Absenteeism Eligible Enrollment	Chronic Absenteeism Count	Chronic Absenteeism Rate
All Students	728	678	199	29.4
Female	451	417	119	28.5
Male	276	260	80	30.8
Non-Binary	1	1	0	0.0
American Indian or Alaska Native	7	7	4	57.1
Asian	6	6	0	0.0
Black or African American	126	119	32	26.9
Filipino	3	3	0	0.0
Hispanic or Latino	397	366	109	29.8
Native Hawaiian or Pacific Islander	3	3	1	33.3
Two or More Races	15	15	3	20.0
White	171	159	50	31.4
English Learners	49	45	13	28.9
Foster Youth	11	11	7	63.6
Homeless	4	3	0	0.0
Socioeconomically Disadvantaged	487	449	148	33.0
Students Receiving Migrant Education Services	0	0	0	0.0
Students with Disabilities	97	95	40	42.1

C. Engagement

State Priority: School Climate

The SARC provides the following information relevant to the State priority: School Climate (Priority 6):

- Pupil suspension rates;
- Pupil expulsion rates; and
- Other local measures on the sense of safety

Suspensions and Expulsions

This table displays suspensions and expulsions data.

Rate	School 2020-21	School 2021-22	School 2022-23	District 2020-21	District 2021-22	District 2022-23	State 2020-21	State 2021-22	State 2022-23
Suspensions	0.00	3.50	4.81	0.11	5.27	5.56	0.20	3.17	3.60
Expulsions	0.00	0.00	0.27	0.01	0.24	0.33	0.00	0.07	0.08

2022-23 Suspensions and Expulsions by Student Group

Student Group	Suspensions Rate	Expulsions Rate
All Students	4.81	0.27
Female	2.88	0.22
Male	7.97	0.36
Non-Binary		
American Indian or Alaska Native	0	0
Asian	0	0
Black or African American	2.38	0
Filipino	0	0
Hispanic or Latino	4.79	0.25
Native Hawaiian or Pacific Islander	0	0
Two or More Races	0	0
White	6.43	0.58
English Learners	8.16	0
Foster Youth	27.27	0
Homeless	0	0
Socioeconomically Disadvantaged	4.93	0.41
Students Receiving Migrant Education Services	0	0
Students with Disabilities	2.06	0

2023-24 School Safety Plan

The Encore Comprehensive School Safety Plan (CSSP) was most recently adopted on March 27, 2023, per Ed Code 32282. Prior to adoption, the School Site Council provided input into the CSSP during its March 21, 2023 meeting.

The CSSP covers a variety of situations and includes strategies and programs that maintain a higher level of school safety. The CSSP includes: Child Abuse reporting procedures, disaster procedures, routine and emergency, adoptions for pupils with disabilities, policies and procedures which lead to suspensions and or expulsion, procedures to notify teachers of dangerous pupils, policy prohibiting discrimination, harassment, intimidation, and bullying, provisions of any school site dress code, including prohibition of "gang-related" apparel, procedures for safe ingress and egress of pupils, parents, and employees from school site; including procedures for visitor access to the school campus, goals and plans that create a safe and orderly environment conducive of learning at the school, the rules and procedures for on school discipline, procedures adopted under the Safe and Drug-Free Schools Act, and Bullying Prevention Policies and Procedures.

2020-21 Secondary Average Class Size and Class Size Distribution

This table displays the 2020-21 average class size and class size distribution. The columns titled “Number of Classes” indicates how many classes fall into each size category (a range of total students per classroom). At the secondary school level, this information is reported by subject area rather than grade level.

Subject	Average Class Size	Number of Classes with 1-22 Students	Number of Classes with 23-32 Students	Number of Classes with 33+ Students
English Language Arts	22	22	6	11
Mathematics	18	24	6	9
Science	18	23	8	7
Social Science	18	22	6	9

2021-22 Secondary Average Class Size and Class Size Distribution

This table displays the 2021-22 average class size and class size distribution. The columns titled “Number of Classes” indicates how many classes fall into each size category (a range of total students per classroom). At the secondary school level, this information is reported by subject area rather than grade level.

Subject	Average Class Size	Number of Classes with 1-22 Students	Number of Classes with 23-32 Students	Number of Classes with 33+ Students
English Language Arts	22	18	8	8
Mathematics	21	20	6	6
Science	22	13	9	6
Social Science	24	12	5	8

2022-23 Secondary Average Class Size and Class Size Distribution

This table displays the 2022-23 average class size and class size distribution. The columns titled “Number of Classes” indicates how many classes fall into each size category (a range of total students per classroom). At the secondary school level, this information is reported by subject area rather than grade level.

Subject	Average Class Size	Number of Classes with 1-22 Students	Number of Classes with 23-32 Students	Number of Classes with 33+ Students
English Language Arts	21	18	8	5
Mathematics	26	6	9	8
Science	23	12	6	7
Social Science	24	8	7	6

2022-23 Ratio of Pupils to Academic Counselor

This table displays the ratio of pupils to Academic Counselor. One Full Time Equivalent (FTE) equals one staff member working full time; one FTE could also represent two staff members who each work 50 percent of full time.

Title	Ratio
Pupils to Academic Counselor	210

2022-23 Student Support Services Staff

This table displays the number of FTE support staff assigned to this school. One Full Time Equivalent (FTE) equals one staff member working full time; one FTE could also represent two staff members who each work 50 percent of full time.

Title	Number of FTE Assigned to School
Counselor (Academic, Social/Behavioral or Career Development)	3
Library Media Teacher (Librarian)	
Library Media Services Staff (Paraprofessional)	
Psychologist	1
Social Worker	
Nurse	
Speech/Language/Hearing Specialist	
Resource Specialist (non-teaching)	
Other	1

Fiscal Year 2021-22 Expenditures Per Pupil and School Site Teacher Salaries

This table displays the 2021-22 expenditures per pupil and average teacher salary for this school. Cells with N/A values do not require data.

Level	Total Expenditures Per Pupil	Expenditures Per Pupil (Restricted)	Expenditures Per Pupil (Unrestricted)	Average Teacher Salary
School Site	13,436	3,608	9.828	74,120.26
District	N/A	N/A	\$12,594	\$87,088
Percent Difference - School Site and District	N/A	N/A	-199.7	-8.7
State	N/A	N/A	\$7,607	\$90,632
Percent Difference - School Site and State	N/A	N/A	-199.7	-7.6

Fiscal Year 2022-23 Types of Services Funded

The types of services funded at Encore for the 2022-23 school year were as follows: Title I, National School Lunch Program, College and Career, Guidance Counseling, Psychologist, Speech Therapy, Occupational Therapy, Full Inclusion SPED Services, 504, English Learners, Independent Study.

Fiscal Year 2021-22 Teacher and Administrative Salaries

This table displays the 2021-22 Teacher and Administrative salaries. For detailed information on salaries, see the CDE Certification Salaries & Benefits web page at <http://www.cde.ca.gov/ds/fd/cs/>.

Category	District Amount	State Average for Districts in Same Category
Beginning Teacher Salary	\$55,410	\$55,550
Mid-Range Teacher Salary	\$87,810	\$84,645
Highest Teacher Salary	\$110,822	\$111,284
Average Principal Salary (Elementary)	\$147,692	\$139,860
Average Principal Salary (Middle)	\$151,777	\$146,440
Average Principal Salary (High)	\$165,598	\$158,447
Superintendent Salary	\$255,842	\$278,268
Percent of Budget for Teacher Salaries	29.5%	32.21%
Percent of Budget for Administrative Salaries	4.33%	4.89%

2022-23 Advanced Placement (AP) Courses

This table displays the percent of student in AP courses at this school.

Percent of Students in AP Courses	4.4
--	-----

This table displays the number of AP courses offered at this school where there are student course enrollments of at least one student.

Subject	Number of AP Courses Offered
Computer Science	0
English	1
Fine and Performing Arts	0
Foreign Language	0
Mathematics	1
Science	1
Social Science	1
Total AP Courses Offered Where there are student course enrollments of at least one student.	4

Professional Development

Encore teachers and staff participate in dedicated professional development before, during, and after the school year.

For 2022-23, Encore held 10 professional development days:

* Summer in-service was held August 1-5 (5 days)

* Data days to follow the three benchmark assessment periods--October 21, February 10, March 31. (3 days)

Professional Development

* End of year in-service--May 30 & 31 (2 days)

For 2023-24, Encore will hold a total of 11 professional development days:

- * FULL DAYS: Summer in-service--August 1-4, Mid-year in-service December 21, End of year in-service--May 28-30 (8 days)
- * HALF DAYS: August 18, September 22, October 12, January 26, February 23, March 15 (equivalent to 3 days)

This table displays the number of school days dedicated to staff development and continuous improvement.

Subject	2021-22	2022-23	2023-24
Number of school days dedicated to Staff Development and Continuous Improvement	16	10	11

Coversheet

Approval of December 2023 Financial Report

Section: VI. Business and Finance
Item: A. Approval of December 2023 Financial Report
Purpose: Vote
Submitted by:
Related Material: Dec '23 Encore Financial Report.pdf

ENCORE



Junior & Senior High School for the Arts

FINANCIAL REPORT AS OF: DECEMBER 31, 2023

PROVIDED BY: ICON School Management

BALANCE SHEET

Description	Actual Dec 2023
ASSETS	
Current Assets	
Cash	\$ 1,595,754.60
Accounts Receivable	1,603,111.43
Prepaid Expenditures (Expenses)	27,526.81
Other Current Assets	-
Total Current Assets	3,226,392.84
Fixed Assets, Net of Depreciation	736,351.17
Right-To-Use Lease	16,682,396.40
Total Assets	\$ 20,645,140.41
LIABILITIES & NET ASSETS	
Current Liabilities	
Accounts Payables	\$ 114,846.56
Accrued Liabilities	478,864.04
Unearned Revenues	78,626.53
Total Current Liabilities	672,337.13
Long-Term Debt	15,168,604.20
Total Liabilities	15,840,941.33
Net Assets	
Economic Uncertainty (5%)	539,982.00
Unrestricted	4,264,217.08
Total Net Assets	4,804,199.08
Total Liabilities & Net Assets	\$ 20,645,140.41

- Accounts receivable include mainly State Aid, EPA and 22-23 revenue which has not been received as of Dec. 31st.
- Prepaid expenses – expenses incurred in prior year and allocated on a month-to-month basis during the 23-24 FY.
- Accounts Payable – No issues noted.
- Accrued Liabilities – Payroll, payroll tax, and retirement contribution related to 22-23 and July.
- Unearned Revenue – there are a couple grants that we received in prior years and will recognize as revenue when we spend this year.



CASH ANALYSIS

- \$1.7M received for 22-23 LCFF (received in July)
- \$972K received for Employee Retention Credit (received in July)

	Dec 2023	Nov 2023	Jun 2023
Operating (CHASE)	\$ 1,475,970.34	\$ 1,621,844.74	\$ -
Operating (Wells Fargo)	8,919.87	166,518.42	1,448,082.58
ASB (Wells Fargo)	71,476.95	71,140.84	76,987.03
Cash in Banks - Umpqua Bank	5,110.71	5,110.71	(359.48)
CHASE ASB (8916)	24,276.73	23,261.37	-
Emburse - Operations	8,000.00	8,000.00	
Emburse - ASB	2,000.00	2,000.00	
Total Cash in Banks	1,595,754.60	1,897,876.08	1,524,710.13



PROFIT & LOSS (YTD)

- LCFF revenues consist of three different funding sources; State Aid, EPA, and In-Lieu of Property tax.
- Federal Revenue is made up of the Employee Retention Credit, ESSER Funding, and Cafeteria Program.
- Expenses appear to be normal for a school this size.

Description	Actual YTD Dec 2023
REVENUES	
LCFF Revenues	\$ 3,552,508
Federal Revenues	1,241,998
State Revenues	446,712
Local Revenues	129,761
Total Revenues	5,370,979
EXPENDITURES	
Certificated Salaries	1,206,207
Classified Salaries	726,203
Employee Benefits	701,973
Books & Supplies	398,490
Services and Operations	2,100,801
Capital Outlay	70,537
Total Expenditures	5,204,212
NET INCOME (LOSS)	\$ 166,767



BUDGET COMPARISON (YTD)

Description	Actual Dec 2023	1st Interim Budget	% Used
REVENUES			
LCFF Revenues	\$ 3,552,508	\$ 6,630,467	53.58%
Federal Revenues	1,241,998	1,950,355	63.68%
State Revenues	446,712	1,673,788	26.69%
Local Revenues	129,761	180,000	72.09%
Total Revenues	5,370,979	10,434,610	51.47%
EXPENDITURES			
Certificated Salaries	1,206,207	2,866,527	42.08%
Classified Salaries	726,203	1,426,766	50.90%
Employee Benefits	701,973	1,581,016	44.40%
Books & Supplies	398,490	639,595	62.30%
Services and Operations	2,100,801	3,707,880	56.66%
Capital Outlay	70,537	180,000	39.19%
Total Expenditures	5,204,212	10,401,784	50.03%
NET INCOME (LOSS)	\$ 166,767	\$ 32,826	508.03%

- LCFF appears to be on track with 54% received by the end of December.
- Salaries and Benefits appear to fall within budgetary guidelines.
- Books and Supplies expected to be large at the beginning of the year. Will re-evaluate at 2nd Interim



OTHER MATTERS

- Check Register has been provided. Nothing noted in the monthly Check Registers.
- 2nd Interim Budget reporting starts in February. Will work with the Administration Team to ensure deadlines are met.
- CARES and ELOP grants submitted on 01/13/2024.

**ENCORE EDUCATION CORPORATION
BALANCE SHEET**

AS OF DECEMBER 31, 2023

FUND: 0971 - ENCORE JR./SR. HIGH SCHOOL FOR THE PERFORMING AND VISUAL ARTS

		Total
ASSETS		
9120	Operating (Wells Fargo)	\$ 8,919.87
9121	Wells Fargo (ASB)	71,476.95
9122	Umpqua Bank	5,110.71
9123	CHASE Operating (8332)	1,475,970.34
9124	CHASE ASB (8916)	24,276.73
9130	Revolving Cash Account - Operations	8,000.00
9131	Revolving Cash Account - ASB	2,000.00
9200	Accounts Receivable	1,520,578.41
9290	Due from Grantor Governments	82,533.02
9330	Prepaid Expenditures (Expenses)	27,526.81
9430	Buildings	217,828.04
9435	Accumulated Depreciation - Buildings	(28,417.36)
9440	Equipment	2,222,683.91
9445	Accumulated Depreciation - Equipment	(1,740,847.42)
9450	Work in Progress	65,104.00
9460	Lease Assets	15,702,957.28
9461	Lease Adj for SL Amortization	1,212,101.66
9465	Accumulated Amortization - Lease Assets	(232,662.54)
TOTAL ASSETS		<u><u>\$ 20,645,140.41</u></u>
LIABILITIES AND EQUITY		
LIABILITIES		
9500	Accounts Payable (Current Liabilities)	\$ 114,846.56
9501	Accrued Liabilities	84,446.20
9502	Accrued Payroll	(4,796.46)
9503	Accrued Payroll Taxes	(10,608.88)
9504	PERS Payable	24,102.32
9505	STRS Payable	36,989.61
9506	403(B) Payable	6,500.00
9508	FSA Payable	3,031.30
9590	Due to Grantor Governments	339,199.95
9650	Unearned Revenue	78,626.53
9667	Lease Payable	15,168,604.20
TOTAL LIABILITIES		<u><u>15,840,941.33</u></u>
EQUITY		
9791	Beginning Balance	4,840,003.87
9793	Audit Adjustments	(208,119.93)
9795	Other Restatements	5,548.03
	Net Income (Loss)	166,767.11
TOTAL EQUITY		<u><u>4,804,199.08</u></u>

**ENCORE EDUCATION CORPORATION
BALANCE SHEET
AS OF DECEMBER 31, 2023
FUND: 0971 - ENCORE JR./SR. HIGH SCHOOL FOR THE PERFORMING AND VISUAL ARTS**

	Total
TOTAL LIABILITIES AND EQUITY	<u>\$ 20,645,140.41</u>

ENCORE EDUCATION CORPORATION
PROFIT & LOSS STATEMENT
JULY 01, 2023 THROUGH DECEMBER 31, 2023
FUND: 0971 - ENCORE JR./SR. HIGH SCHOOL FOR THE PERFORMING AND VISUAL ARTS

		YTD
REVENUES		
8011	LCFF State Aid - Current Year	\$ 2,404,742.00
8012	Education Protection Account State Aid - Current Year	1,007,413.00
8096	Transfers to Charter Schools in Lieu of Property Taxes	140,353.00
8010-8099	LCFF Sources	<u>3,552,508.00</u>
8220	Child Nutrition Programs	116,221.27
8290	All Other Federal Revenue	153,464.00
8299	All Other Federal Revenue	972,313.02
8100-8299	Federal Revenue	<u>1,241,998.29</u>
8311	Other State Apportionments - Current Year	212,924.00
8520	Child Nutrition	136,256.31
8550	Mandated Cost Reimbursements	24,614.00
8560	State Lottery Revenue	51,260.21
8590	All Other State Revenue	21,657.00
8300-8599	Other State Revenue	<u>446,711.52</u>
8696	Fundraising	459.72
8699	All Other Local Revenue	129,301.10
8600-8799	Other Local Revenue	<u>129,760.82</u>
	TOTAL, REVENUES	<u>5,370,978.63</u>
EXPENSES		
1100	Certificated Teachers' Salaries	881,765.25
1200	Certificated Pupil Support Salaries	118,292.08
1300	Certificated Supervisors' and Administrators' Salaries	206,150.10
1000-1999	Certificated Salaries	<u>1,206,207.43</u>
2100	Classified Instructional Salaries	110,693.07
2200	Classified Support Salaries	257,289.79
2300	Classified Supervisors' and Administrators' Salaries	307,714.79
2400	Clerical, Technical and Office Staff Salaries	50,505.66
2000-2999	Classified Salaries	<u>726,203.31</u>
3101	State Teachers' Retirement System, certificated positions	187,897.38
3102	State Teachers' Retirement System, classified positions	19,565.38
3201	Public Employees' Retirement System, certificated positions	51,557.16
3202	Public Employees' Retirement System, classified positions	159,843.41
3301	OASDI/Medicare/Alternative, certificated positions	27,746.69
3302	OASDI/Medicare/Alternative, classified positions	46,479.75
3401	Health & Welfare Benefits, certificated positions	186,943.42
3402	Health & Welfare Benefits, classified positions	(14,773.72)
3501	State Unemployment Insurance, certificated positions	8,983.62
3502	State Unemployment Insurance, classified positions	1,114.94
3601	Workers' Compensation Insurance, certificated positions	26,614.51
3000-3999	Employee Benefits	<u>701,972.54</u>
4100	Approved Textbooks and Core Curricula Materials	124,303.46
4300	Materials and Supplies	35,343.02
4310	Instructional Materials and Supplies	21,598.32
4320	Office Supplies	12,996.93
4340	Student Events	25,395.38

ENCORE EDUCATION CORPORATION
PROFIT & LOSS STATEMENT
JULY 01, 2023 THROUGH DECEMBER 31, 2023
FUND: 0971 - ENCORE JR./SR. HIGH SCHOOL FOR THE PERFORMING AND VISUAL ARTS

		YTD
4390	Other Supplies	669.45
4400	Noncapitalized Equipment	20,470.48
4700	Food	157,713.10
4000-4999	Books and Supplies	<u>398,490.14</u>
5200	Travel and Conferences	3,387.88
5210	Travel	1,837.93
5300	Dues and Memberships	29,607.02
5400	Insurance	141,630.98
5500	Operations and Housekeeping Services	7,969.44
5510	Utilities	136,800.73
5520	Janitorial Services	9,867.35
5600	Rentals Leases, Repairs and Noncapitalized Improvements	473,976.48
5610	Rent, parking, other occupancy	121.82
5620	Equipment Leases	9,416.64
5630	Maintenance & Repair	51,641.29
5800	Professional/Consulting Services and Operating Expenditures	97,754.63
5810	Legal	77,810.38
5813	Business Services	67,800.00
5815	Bank Charges	126,855.06
5816	Payroll Fees	10,138.48
5820	Audits	14,349.37
5830	Non-Instructional Software Licenses/Fees	10,307.00
5835	Field Trips - Bus Transportation	4,500.07
5840	Advertising & Recruitment	53,980.72
5860	Service Fees	2,321.83
5862	SBC Tax Collector	8,340.90
5865	Bus Transportation	519,201.86
5870	Fingerprinting	1,170.50
5880	Instructional Vendors & Consultants	95,230.00
5900	Communications	1,104.00
5910	Telephone	12,724.81
5913	Internet	38,960.90
5930	Postage, shipping, delivery	622.92
5940	Technology Services	91,370.00
5000-5999	Services and Other Operating Expenses	<u>2,100,800.99</u>
6900	Depreciation Expense	70,537.11
6000-6999	Depreciation	<u>70,537.11</u>
	TOTAL, EXPENSES	<u>5,204,211.52</u>
NET INCREASE (DECREASE) IN NET POSITION		<u>\$ 166,767.11</u>

ENCORE EDUCATION CORPORATION
PROFIT & LOSS STATEMENT
JULY 01, 2023 THROUGH DECEMBER 31, 2023
FUND: 0971 - ENCORE JR./SR. HIGH SCHOOL FOR THE PERFORMING AND VISUAL ARTS

		YTD	1ST INTERIM	%
REVENUES				
8011	LCFF State Aid - Current Year	\$ 2,404,742.00	\$ 4,666,163.00	51.54%
8012	Education Protection Account State Aid - Current Year	1,007,413.00	1,754,995.00	57.40%
8096	Transfers to Charter Schools in Lieu of Property Taxes	140,353.00	209,309.00	67.06%
8010-8099	LCFF Sources	<u>3,552,508.00</u>	<u>6,630,467.00</u>	53.58%
8181	Special Education - Entitlement	-	48,151.00	0.00%
8220	Child Nutrition Programs	116,221.27	200,732.00	57.90%
8290	All Other Federal Revenue	153,464.00	455,555.00	33.69%
8299	All Other Federal Revenue	972,313.02	1,245,917.00	78.04%
8100-8299	Federal Revenue	<u>1,241,998.29</u>	<u>1,950,355.00</u>	63.68%
8311	Other State Apportionments - Current Year	212,924.00	449,779.00	47.34%
8520	Child Nutrition	136,256.31	254,197.00	53.60%
8550	Mandated Cost Reimbursements	24,614.00	24,732.00	99.52%
8560	State Lottery Revenue	51,260.21	125,464.00	40.86%
8590	All Other State Revenue	21,657.00	819,616.00	2.64%
8300-8599	Other State Revenue	<u>446,711.52</u>	<u>1,673,788.00</u>	26.69%
8696	Fundraising	459.72	500.00	91.94%
8699	All Other Local Revenue	129,301.10	179,500.00	72.03%
8600-8799	Other Local Revenue	<u>129,760.82</u>	<u>180,000.00</u>	72.09%
TOTAL, REVENUES		<u>5,370,978.63</u>	<u>10,434,610.00</u>	51.47%
				N/A
EXPENSES				
				N/A
1100	Certificated Teachers' Salaries	881,765.25	2,113,704.00	41.72%
1200	Certificated Pupil Support Salaries	118,292.08	228,814.00	51.70%
1300	Certificated Supervisors' and Administrators' Salaries	206,150.10	524,009.00	39.34%
1000-1999	Certificated Salaries	<u>1,206,207.43</u>	<u>2,866,527.00</u>	42.08%
2100	Classified Instructional Salaries	110,693.07	196,084.00	56.45%
2200	Classified Support Salaries	257,289.79	354,403.00	72.60%
2300	Classified Supervisors' and Administrators' Salaries	307,714.79	662,699.00	46.43%
2400	Clerical, Technical and Office Staff Salaries	50,505.66	213,580.00	23.65%
2000-2999	Classified Salaries	<u>726,203.31</u>	<u>1,426,766.00</u>	50.90%
3101	State Teachers' Retirement System, certificated positions	187,897.38	500,151.00	37.57%
3102	State Teachers' Retirement System, classified positions	19,565.38	22,949.00	85.26%
3201	Public Employees' Retirement System, certificated positions	51,557.16	39,000.00	132.20%
3202	Public Employees' Retirement System, classified positions	159,843.41	375,717.00	42.54%
3301	OASDI/Medicare/Alternative, certificated positions	27,746.69	41,564.00	66.76%
3302	OASDI/Medicare/Alternative, classified positions	46,479.75	106,171.00	43.78%
3401	Health & Welfare Benefits, certificated positions	186,943.42	216,000.00	86.55%
3402	Health & Welfare Benefits, classified positions	(14,773.72)	180,000.00	-8.21%
3501	State Unemployment Insurance, certificated positions	8,983.62	10,080.00	89.12%
3502	State Unemployment Insurance, classified positions	1,114.94	7,812.00	14.27%
3601	Workers' Compensation Insurance, certificated positions	26,614.51	54,464.00	48.87%
3602	Workers' Compensation Insurance, classified positions	-	27,108.00	0.00%
3000-3999	Employee Benefits	<u>701,972.54</u>	<u>1,581,016.00</u>	44.40%
4100	Approved Textbooks and Core Curricula Materials	124,303.46	125,000.00	99.44%
4300	Materials and Supplies	35,343.02	50,000.00	70.69%
4310	Instructional Materials and Supplies	21,598.32	18,000.00	119.99%
4320	Office Supplies	12,996.93	20,000.00	64.98%
4350	Student Activities & Supplies (Include Field Trips)	25,395.38	35,000.00	72.56%
4390	Other Supplies	669.45	6,000.00	11.16%
4400	Noncapitalized Equipment	20,470.48	10,000.00	204.70%
4700	Food	157,713.10	375,595.00	41.99%
4000-4999	Books and Supplies	<u>398,490.14</u>	<u>639,595.00</u>	62.30%
5110	District Oversight Fee	-	66,305.00	0.00%
5200	Travel and Conferences	3,387.88	10,000.00	33.88%
5210	Travel	1,837.93	1,500.00	122.53%
5300	Dues and Memberships	29,607.02	25,000.00	118.43%
5400	Insurance	141,630.98	354,842.00	39.91%
5500	Operations and Housekeeping Services	7,969.44	10,000.00	79.69%
5510	Utilities	136,800.73	250,000.00	54.72%
5520	Janitorial Services	9,867.35	56,545.00	17.45%
5600	Rentals Leases, Repairs and Noncapitalized Improvements	473,976.48	990,480.00	47.85%
5610	Rent, parking, other occupancy	121.82	-	N/A
5620	Equipment Leases	9,416.64	15,000.00	62.78%
5630	Maintenance & Repair	51,641.29	80,000.00	64.55%
5640	Repairs	-	6,000.00	0.00%
5800	Professional/Consulting Services and Operating Expenditures	97,754.63	125,000.00	78.20%
5810	Legal	77,810.38	100,000.00	77.81%

**ENCORE EDUCATION CORPORATION
 PROFIT & LOSS STATEMENT
 JULY 01, 2023 THROUGH DECEMBER 31, 2023
 FUND: 0971 - ENCORE JR./SR. HIGH SCHOOL FOR THE PERFORMING AND VISUAL ARTS**

		YTD	1ST INTERIM	%
5813	Business Services	67,800.00	135,600.00	50.00%
5815	Bank Charges	126,855.06	100,000.00	126.86%
5816	Payroll Fees	10,138.48	15,000.00	67.59%
5820	Audits	14,349.37	25,925.00	55.35%
5830	Non-Instructional Software Licenses/Fees	10,307.00	45,000.00	22.90%
5835	Field Trips - Bus Transportation	4,500.07	10,000.00	45.00%
5840	Advertising & Recruitment	53,980.72	60,000.00	89.97%
5843	Student Field Trips	-	53,542.00	0.00%
5860	Service Fees	2,321.83	5,000.00	46.44%
5862	SBC Tax Collector	8,340.90	8,341.00	100.00%
5865	Bus Transportation	519,201.86	868,800.00	59.76%
5870	Fingerprinting	1,170.50	1,000.00	117.05%
5880	Instructional Vendors & Consultants	95,230.00	80,000.00	119.04%
5900	Communications	1,104.00	2,500.00	44.16%
5910	Telephone	12,724.81	30,000.00	42.42%
5913	Internet	38,960.90	32,000.00	121.75%
5930	Postage, shipping, delivery	622.92	3,500.00	17.80%
5940	Telephone & Telecommunications	91,370.00	141,000.00	64.80%
5000-5999	Services and Other Operating Expenses	<u>2,100,800.99</u>	<u>3,707,880.00</u>	56.66%
6900	Depreciation Expense	<u>70,537.11</u>	<u>180,000.00</u>	39.19%
6000-6999	Depreciation	<u>70,537.11</u>	<u>180,000.00</u>	39.19%
	TOTAL, EXPENSES	<u>5,204,211.52</u>	<u>10,401,784.00</u>	50.03%
				N/A
NET INCREASE (DECREASE) IN NET POSITION		<u>\$ 166,767.11</u>	<u>\$ 32,826.00</u>	508.03%

**ENCORE EDUCATION CORPORATION
CHECK REGISTER
10/01/2023 - 12/31/2023**

No.	Date	Vendor/Payee	Memo	Description	Amount
10179	10-02-2023	AmTrust Financial Services Inc.	Invoice #INV20230918	Insurance	14,188.00
10180	10-02-2023	Amazon Capital Services	Payments processed on 10-02-2023	Classroom Supplies, Maint & Repairs	1,854.95
10181	10-02-2023	Bianca Adu-Gyamfi	Invoice #REIMB20230918	Expense Reimbursement - Livescan	99.00
10182	10-02-2023	Brandon McAnulty	Invoice #REIMB20230920	Expense Reimbursement - Smart N Final - Items for Club Rush	36.13
10183	10-02-2023	Charter Tech Services	Invoice #16165	Office Supplies	544.12
10184	10-02-2023	FRONTIER	Invoice #INV20230916	Internet - 09/16/23 - 10/15/23	77.44
10185	10-02-2023	FRONTIER	Invoice #INV20230912	Internet 09/12/23 - 10/11/23	6,709.89
10186	10-02-2023	Fresh Start Healthy Meals	Invoice #ENCHSA-0823	School Lunches	26,505.00
10187	10-02-2023	McGraw Hill LLC	Invoice #129209415001	Textbooks & Core Curriculum	269.37
10188	10-02-2023	Performing in Education, LLC	Invoice #INV20230810	Classroom Materials & Supplies	297.00
10189	10-02-2023	PresenceLearning, Inc.	Invoice #INV62291	Subagreement	2,301.90
10190	10-02-2023	Purchase Power	Invoice #INV20230915	Postage	315.88
10191	10-02-2023	Scoot Education	Payments processed on 10-02-2023	Substitute Services	7,151.00
10192	10-02-2023	US Foods, Inc.	Payments processed on 10-02-2023	School Nutrition	1,501.64
DB100223-01	10-02-2023	Wells Fargo	Bankcard Discount	Bankcard Discount	270.56
DB100223-01	10-02-2023	Emburse	Emburse Transfer	Emburse Transfer	22.85
DB100223-02	10-02-2023	Wells Fargo	Bankcard Discount	Bankcard Discount	121.64
DB100223-03	10-02-2023	Emburse	Emburse Transfer	Emburse Transfer	930.01
DB100223-04	10-02-2023	Southern California Edison	Utilities - Balance up to 09/29/2023	Utilities - Balance up to 09/29/2023	88,764.20
10193	10-03-2023	CINTAS CORP	Invoice #4167627312	Janitorial Supplies	402.25
10194	10-03-2023	ICON School Management	Invoice #1461	October 2023 Monthly Contract Fee	11,300.00
10195	10-03-2023	School Nutrition Partners	Invoice #1203	Consulting Services	5,000.00
DB100323-01	10-03-2023	Emburse	Emburse transfer	Emburse transfer	35.00
DB100323-02	10-03-2023	Employee Benefits Corporation	Insurance	Insurance	63.55
10196	10-04-2023	STA West Region	Invoice #70223553	Transportation Field Trip-Senior Beach Day	4,788.00
10197	10-04-2023	Erin Patrick Cherry	Invoice #0006	Student Event	7,600.00
DB100423-01	10-04-2023	Sysco Riverside, Inc	Wire Transfer to pay outstanding Sysco Balance & NSF Fee	Wire Transfer to pay outstanding Sysco Balance & NSF Fee	5,419.38
10198	10-05-2023	Matthew Ayres Distribution Co Inc	Payments processed on 10-05-2023	Payment for Matthew Ayers Distribution Co. Inc.	356.96
10199	10-05-2023	San Bernardino County Superintendent of Schools	Invoice #10000017249779	CALPERS Fees GASB-68	350.00
10200	10-05-2023	San Bernardino County Superintendent of Schools	Reissued September 2023: PERS Remaining Balance	Reissued September 2023: PERS Remaining Balance	2,431.90
10201	10-05-2023	Savvas Learning Company LLC	Invoice #7028583392	Textbooks & Core Curriculum	12,959.30
DB100523-01	10-05-2023	Emburse	Emburse Transfer	Emburse Transfer	1,440.48
10202	10-06-2023	American Heritage Life Insurance Company	Invoice #INV20230925	Insurance	1,666.12
10203	10-06-2023	California Department of Education	Invoice #INV20231005	Federal Interest Claculation	658.80
10204	10-06-2023	Charter Tech Services	Payments processed on 10-06-2023	Chromebooks for Students	63,397.90
10205	10-06-2023	El Dorado Broadcasters LLC	Payments processed on 10-06-2023	Advertising	9,539.00
10206	10-06-2023	Scoot Education	Payments processed on 10-06-2023	Substitute Services	4,977.00
10207	10-06-2023	Text-Em-All	Invoice #87737	Monthly Calling and Texting - 11/1/23-1/31/24	552.00
10208	10-06-2023	Toni Hightower	Invoice #REIMB20231004	Expense Reimbursement - Mileage	753.25
10209	10-06-2023	Tonia Adkins	Invoice #REIMB20231002	Expense Reimbursement - Live Scan	52.00
10210	10-06-2023	US Foods, Inc.	Invoice #4736025	School Lunches	3,059.79
DB100623-01	10-06-2023	Emburse	Emburse Transfer	Emburse Transfer	984.12
DB100623-01	10-06-2023	Emburse	Emburse Transfer	Emburse Transfer	2,396.00
PACH100623	10-06-2023	Paycom Payroll, LLC	10-06-23 Payroll	10-06-23 Payroll	189,208.41
10211	10-09-2023	Amazon Capital Services	Payments processed on 10-09-2023	Janitorial Supplies	998.71
10212	10-09-2023	Amazon Capital Services	Payments processed on 10-09-2023	Student Activities Cosplay	301.89
10213	10-09-2023	Apex Hesperia Rentals	Invoice #94503	Event/Generator Rental	231.00
10214	10-09-2023	Ebmeyer Charter and Tour	Invoice #27658	Bus Transportation	88,617.60
10215	10-09-2023	JD Ensz Electric Inc.	Invoice #27127	Maint & Repairs	492.00
10216	10-09-2023	Mesquit's Supply, LLC	Invoice #00030719	Janitorial Supplies	599.09
10217	10-09-2023	Renner Dairy Inc	Invoice #100415	School Lunches	386.11
10218	10-10-2023	CINTAS CORP	Invoice #4168345181	Janitorial Supplies	35.00
10219	10-10-2023	Quill LLC	Invoice #34717154	Office Supplies	204.81
DB101023-01	10-10-2023	Emburse	Emburse Transfer	Emburse Transfer	9,500.00
DB101023-01	10-10-2023	Emburse	Emburse Transfer	Emburse Transfer	1,901.64
DB101023-02	10-10-2023	Emburse	Emburse Transfer	Emburse Transfer	2,074.22
10220	10-11-2023	Hesperia Unified School District	Payments processed on 10-11-2023	Office Supplies	2,654.51

**ENCORE EDUCATION CORPORATION
CHECK REGISTER
10/01/2023 - 12/31/2023**

No.	Date	Vendor/Payee	Memo	Description	Amount
10221	10-11-2023	Amazon Capital Services	Invoice #1Y1W-TCY7-DRRD	Office Supplies	151.52
10222	10-11-2023	EMS LINQ INC.	Invoice #C-120846	Membership (Kitchen)	6,940.00
DB101123-01	10-11-2023	Wells Fargo	Client Analysis Services	Client Analysis Services	359.82
DB101123-01	10-11-2023	CASH	10/11 Withdrawal - Cash Boxes Carnival	10/11 Withdrawal - Cash Boxes Carnival	1,500.00
DB101123-02	10-11-2023	Emburse	Emburse Transfer	Emburse Transfer	1,158.14
10224	10-12-2023	Western NRG, Inc	Invoice #179812	Software Business Service	135.00
DB101223-01	10-12-2023	Emburse	Emburse Transfer	Emburse Transfer	315.74
10225	10-13-2023	US Foods, Inc.	Payments processed on 10-13-2023	School Lunches	5,524.44
10226	10-13-2023	Verizon Wireless	Invoice #9945137519	Communications - Aug 24 - Sep 23	250.50
10227	10-13-2023	Roll Over Beethoven's Music	Invoice #INV20230926	Instructional Materials Repair	5,962.50
10228	10-13-2023	McGraw Hill LLC	Invoice #129702151001	Math Integrated	968.36
10229	10-13-2023	PITNEY BOWES GLOBAL FINANCIAL SERVICES LLC	Invoice #3106293684	Equipment Lease	52.49
10230	10-13-2023	Amazon Capital Services	Invoice #1NRD-3VMY-TFKJ	Office Supplies	144.83
DB101323-01	10-13-2023	Emburse	Emburse Transfer	Emburse Transfer	192.00
10231	10-16-2023	Renner Dairy Inc	Invoice #101116	School Lunches	435.23
10232	10-16-2023	Amazon Capital Services	Payments processed on 10-16-2023	Student Event, Instructional Materials, Gaming Computer	1,220.83
6979	10-16-2023	Jump-N-Play Party Rentals	Carnival 2023 Bouncers	Carnival 2023 Bouncers	1,021.74
DB101623-01	10-16-2023	Emburse	Emburse Transfer	Emburse Transfer	50.00
DB101623-02	10-16-2023	Emburse	Emburse Transfer	Emburse Transfer	213.22
10233	10-17-2023	CINTAS CORP	Invoice #4169079202	Janitorial Supplies	223.04
10234	10-17-2023	Dillon Kirschbaum	Invoice #2023-1	Student Event-Carnival	300.00
10235	10-17-2023	San Bernardino County Superintendent of Schools	September 2023: PERS Remaining Balance	September 2023: PERS Remaining Balance	837.20
10236	10-17-2023	Staples Technology Solutions	Payments processed on 10-17-2023	Office Supplies	36.24
10237	10-18-2023	AmTrust Financial Services Inc.	Invoice #INV20230927	Insurance	1,389.25
10238	10-18-2023	Apex Hesperia Rentals	Invoice #94413	Maint & Repairs	8.17
10239	10-18-2023	California Department of Education	Invoice #SF-4461100	AR Debit Receivable	115.05
10240	10-18-2023	Hi Desert Alarm	Invoice #P 57113	Maint & Repairs	900.00
10241	10-18-2023	Hi Desert Alarm	Invoice #P 57112	Maint & Repairs	450.00
10242	10-18-2023	Hi Desert Alarm	Invoice #P 57114	Maint & Repairs	450.00
10243	10-18-2023	Hi Desert Alarm	Invoice #P 57103	Maint & Repairs	650.00
10244	10-18-2023	Hi Desert Alarm	Invoice #P 57110	Maint & Repairs	450.00
10245	10-18-2023	Hi Desert Alarm	Invoice #P 57111	Maint & Repairs	650.00
10246	10-18-2023	Jenna Kamp	Invoice #10102023	Consulting Services	900.00
DB101823-01	10-18-2023	Emburse	Emburse Transfer	Emburse Transfer	1,200.20
PACH101823	10-18-2023	Paycom Payroll, LLC	10-18-2023 Payroll	10-18-2023 Payroll	14,061.18
DB101923-01	10-19-2023	Emburse	Emburse Transfer	Emburse Transfer	61.66
10247	10-20-2023	Advance Disposal Co. & Recycling Center	Invoice #0002146579	Trash Disposal - September 2023	1,146.83
10248	10-20-2023	Fresh Start Healthy Meals	Invoice #ENCHSA-0923	September 2023 Meals	23,006.00
DB102023-01	10-20-2023	The Hanover Insurance Group, Inc.	Insurance - Oct 2023	Insurance - Oct 2023	6,485.32
10249	10-23-2023	Advance Disposal Co. & Recycling Center	Invoice #0002146665	Storage Rental - 10/1/2023-10/31/2023	60.52
10250	10-23-2023	California Department of Education	Payments processed on 10-23-2023	School Lunches	327.60
10251	10-23-2023	Charter Tech Services	Invoice #16364	Office Supplies	1,071.93
10252	10-23-2023	Houghton Mifflin Harcourt	Payments processed on 10-23-2023	Textbooks & Core Curriculum	4,903.26
10253	10-23-2023	Imperial Dade West Coast	Invoice #14692214	Kitchen Supplies	754.59
10254	10-23-2023	J&G Wholesale Produce	Invoice #128859	School Lunches	676.55
10255	10-23-2023	J&G Wholesale Produce	Invoice #128786	School Lunches	545.20
10256	10-23-2023	LEAF	Invoice #15443374	Copier Lease	948.54
10257	10-23-2023	Matthew Ayres Distribution Co Inc	Payments processed on 10-23-2023	School Lunches	647.76
10258	10-23-2023	Measure Education Inc.	Invoice #201807011985	Consulting Services	2,306.88
10259	10-23-2023	Melissa Manning	Invoice #1230	Kitchen Training	500.00
10260	10-23-2023	ProServe Mechanical	Payments processed on 10-23-2023	Maint & Repairs	48,850.00
10261	10-23-2023	Raptor Technologies, LLC	Invoice #INV20230901	Business Services	750.00
10262	10-23-2023	Renner Dairy Inc	Invoice #101602	School Lunches	578.67
10263	10-23-2023	Scout Education	Payments processed on 10-23-2023	Sub - Joelle Schwarck	4,933.00
10264	10-23-2023	The Toll Roads Violation Dept.	Invoice #666609599	Field Trip - Transportation	244.07
10265	10-23-2023	US Foods, Inc.	Payments processed on 10-23-2023	School Lunches	3,527.87
DB102323-01	10-23-2023	Emburse	Emburse Transfer	Emburse Transfer	152.36

**ENCORE EDUCATION CORPORATION
CHECK REGISTER
10/01/2023 - 12/31/2023**

No.	Date	Vendor/Payee	Memo	Description	Amount
DB102323-02	10-23-2023	Emburse	Emburse Transfer	Emburse Transfer	188.41
DB102323-03	10-23-2023	Emburse	Emburse Transfer	Emburse Transfer	219.88
10266	10-24-2023	3d K9 Partners, LLC	Invoice #4775	Detection Services	750.00
10267	10-24-2023	CINTAS CORP	Invoice #4169748350	Janitorial Supplies	35.00
10268	10-24-2023	Ecolab Inc.	Invoice #6340107356	Kitchen Supplies	482.10
10269	10-24-2023	Houghton Mifflin Harcourt	Invoice #955911552	Textbooks & Core Curriculum	3,936.25
10270	10-24-2023	Kesler Science	Invoice #6835	Textbooks & Core Curriculum	670.00
10271	10-24-2023	Laura Dimas Hernandez	Invoice #REIMB20231016	Expense Reimbursement for Livescan	84.00
10272	10-24-2023	Mesquit's Supply, LLC	Invoice #00030962	Janitorial Supplies	492.55
10273	10-24-2023	True Liberty Protection Services Inc.	Invoice #11	Student Event Carnival	1,650.00
10274	10-24-2023	UMB Bank, N.A.	Invoice #959104	Administration fees 10/01/23-09/30/24	4,000.00
DB102423-01	10-24-2023	SOUTHWEST GAS	Utilities -Act. 910000679630	Utilities -Act. 910000679630	11.00
DB102423-02	10-24-2023	SOUTHWEST GAS	Utilities -Act. 910000679632	Utilities -Act. 910000679632	11.00
DB102423-03	10-24-2023	SOUTHWEST GAS	Utilities -Act. 910000679633	Utilities -Act. 910000679633	26.78
DB102423-04	10-24-2023	Emburse	Emburse Transfer	Emburse Transfer	344.02
PACH102423	10-24-2023	Paycom Payroll, LLC	10-24-23 Payroll	10-24-23 Payroll	195,538.94
10275	10-25-2023	Greater High Desert Chamber of Commerce	Invoice #101886	Membership	615.00
10276	10-25-2023	Matthew Ayres Distribution Co Inc	Invoice #83233790001582	School Lunches	269.80
DB102523-01	10-25-2023	Wells Fargo	Bankdirect Capital Payments	Bankdirect Capital Payments	22,880.88
10277	10-26-2023	Advance Disposal Co. & Recycling Center	Invoice #0002144887	Utilities - Trash 10/01/2023-10/31/2023	1,937.39
10278	10-26-2023	Hands of Health Chiropractic	Payments processed on 10-26-2023	Sport Physicals	1,843.00
10279	10-26-2023	J&G Wholesale Produce	Invoice #128890	School Lunches	1,074.20
10280	10-26-2023	JD Ensz Electric Inc.	Invoice #27142	Maint & Repairs	225.00
10281	10-26-2023	PresenceLearning, Inc.	Invoice #INV63239	Subagreements	4,524.35
6980	10-26-2023	Amber Sandoval	Prom 2023 Picture Refund	Prom 2023 Picture Refund	15.00
10282	10-27-2023	Dasjan Rose	Invoice #REIMB20231025	Expense Reimbursement - Livescan	84.00
10283	10-27-2023	FRONTIER	Invoice #INV20231012	Internet	6,610.00
10284	10-27-2023	Green Comfort	Invoice #124530-1-2	Kitchen Equipment	10,467.21
10285	10-27-2023	Hi Desert Alarm	Invoice #P57105	Maint & Repairs	450.00
10286	10-27-2023	Matthew Ayres Distribution Co Inc	Invoice #83233790001628	School Lunches	714.84
10287	10-27-2023	Mike Hester	Invoice #1210	Maintenance and Repairs	4,935.62
10288	10-27-2023	Scout Education	Invoice #55105	Substitute Services	2,429.00
10289	10-27-2023	Servpro dba Team Brogdon Servicing the Greater Inland Empire	Invoice #5273934	Maint & Repairs	2,812.38
10290	10-27-2023	US Foods, Inc.	Payments processed on 10-27-2023	School Lunches	6,207.89
6981	10-27-2023	Jean Paul Jaspers	Refund for Return Receipt #8686	Refund for Return Receipt #8686	265.00
DB102723-01	10-27-2023	Emburse	Emburse Transfer	Emburse Transfer	1,157.79
DB102723-01	10-27-2023	Emburse	Emburse Tranfer	Emburse Tranfer	182.56
10291	10-30-2023	American Heritage Life Insurance Company	Invoice #INV20231023	Insurance	1,666.12
10292	10-30-2023	FRONTIER	Invoice #INV20231016	Internet	63.33
10293	10-30-2023	Hesperia Unified School District	Invoice #240158	Office Supplies	512.89
10294	10-30-2023	Imperial Dade West Coast	Invoice #14771437	Kitchen Supplies	1,641.91
10295	10-30-2023	Renner Dairy Inc	Invoice #102516	School Lunches	551.86
10296	10-30-2023	Fernando Pineda	Invoice #91		3,050.00
DB103023-01	10-30-2023	Emburse	Emburse Transfer	Emburse Transfer	45.00
DB103023-02	10-30-2023	Emburse	Emburse Tranfer	Emburse Tranfer	205.05
10297	10-31-2023	CINTAS CORP	Invoice #4170457394	Janitorial Supplies	164.97
10298	10-31-2023	Quill LLC	Invoice #35094728	Office Supplies	181.01
DB103123-01	10-31-2023	Terminix	Custodial Housekeeping	Custodial Housekeeping	8.34
10299	11-01-2023	Blocksi Inc.	Invoice #BMEE07-003017	Subscription	4,410.00
10300	11-01-2023	ICON School Management	Invoice #1490	November 2023 Monthly Contract Fee	11,300.00
DB110123-01	11-01-2023	Emburse	Emburse Transfer	Emburse Transfer	1,831.98
10301	11-02-2023	Dillon Kirschbaum	Invoice #2023-2	Student Event-Cottonwood	300.00
10302	11-02-2023	Ebmeyer Charter and Tour	Invoice #27662	Bus transportation	89,486.40
10303	11-02-2023	Purchase Power	Invoice #INV20231015	Postage	37.45
2240	11-02-2023	Paycom Payroll, LLC	Payroll Related Manual Checks	Payroll Related Manual Checks	4,490.87
DB110223-01	11-02-2023	Fonality	Telephone	Telephone	6.12
DB110223-01	11-02-2023	Wells Fargo	Bankcard Discount	Bankcard Discount	342.98

ENCORE EDUCATION CORPORATION
CHECK REGISTER
10/01/2023 - 12/31/2023

No.	Date	Vendor/Payee	Memo	Description	Amount
DB110223-02	11-02-2023	Wells Fargo	Bankcard Discount	Bankcard Discount	70.28
10304	11-03-2023	Rolas Trucking, Inc	Invoice #INV20231014	Student Event Carnival	400.00
10305	11-03-2023	Scout Education	Invoice #56017	Substitute Services	2,429.00
10306	11-03-2023	Amazon Capital Services	Payments processed on 11-03-2023	Card Reader & other Supplies	5,671.45
10307	11-03-2023	Charter Tech Services	Invoice #16426	Technology Services	10,600.00
10308	11-03-2023	US Foods, Inc.	Invoice #5447401	School Lunches	911.70
10309	11-03-2023	Curo Managed Print Production	Invoice #7211	Bilingual Enrollment	249.72
DB110323-01	11-03-2023	Emburse	Emburse Transfer	Emburse Transfer	746.00
DB110323-01	11-03-2023	Emburse	Emburse Transfer	Emburse Transfer	35.00
10310	11-06-2023	AmTrust Financial Services Inc.	Invoice #INV20231025	Worker's Compensation	4,327.00
10311	11-06-2023	Amazon Capital Services	Invoice #116V-MWL7-1TY1	Office Supplies	36.92
10312	11-06-2023	Apex Hesperia Rentals	Invoice #95078	Student Event Carnival	806.20
10313	11-06-2023	Imperial Dade West Coast	Invoice #14820373	Kitchen Supplies	595.99
10314	11-06-2023	J&G Wholesale Produce	Invoice #128932	School Lunches	361.00
10315	11-06-2023	ProServe Mechanical	Payments processed on 11-06-2023	Maint & Repairs	35,295.00
10316	11-06-2023	San Bernardino County Fire Department	Invoice #C00036950	Hazardous Material Removal	322.78
10317	11-06-2023	Sysco Riverside, Inc	Payments processed on 11-06-2023	School Lunches	2,023.38
10318	11-06-2023	Verizon Wireless	Invoice #9947573141	Communication & Past Due Balances	751.50
10319	11-07-2023	CINTAS CORP	Invoice #4171159432	Janitorial Supplies	35.00
10320	11-07-2023	OEM SERVICE PRODUCTS	Invoice #27003	Office Supplies	1,657.07
10321	11-08-2023	Amazon Capital Services	Invoice #1G3C-VYRX-1L7D	Classroom Supplies	469.20
10322	11-08-2023	Apex Hesperia Rentals	Invoice #95588	Equipment Lease	1,983.10
10323	11-08-2023	Mesquit's Supply, LLC	Invoice #00031190	Janitorial Supplies	480.48
10324	11-08-2023	Quill LLC	Payments processed on 11-08-2023	Office Supplies	601.84
10325	11-08-2023	Chris N. Arnold	Invoice #151580	Maintenance and Repairs - Water Damage	2,469.00
DB110823-01	11-08-2023	Fonality	Telephone	Telephone	44.34
PACH110823	11-08-2023	Paycom Payroll, LLC	11-08-23 Payroll	11-08-23 Payroll	190,387.52
10326	11-09-2023	Charter Tech Services	Payments processed on 11-09-2023	Monthly Technology Services	44,478.35
10327	11-09-2023	J&G Wholesale Produce	Invoice #128968	School Lunches	193.50
10337	11-09-2023	San Bernardino County Superintendent of Schools	Oct 2023 - STRS/PERS Contributions	Oct 2023 - STRS/PERS Contributions	126,533.12
DB110923-01	11-09-2023	Employee Benefits Corporation	BESTflex Plan & COBRA Secure	BESTflex Plan & COBRA Secure	120.00
10328	11-10-2023	California Department of Education	Invoice #C-067921	School Fiscal Services	11,073.00
10329	11-10-2023	El Dorado Broadcasters LLC	Payments processed on 11-10-2023	Advertising	12,880.00
10330	11-10-2023	Encore High School ASB	Payments processed on 11-10-2023	Student Incentive	3.00
10331	11-10-2023	Encore High School ASB	Payments processed on 11-10-2023	Student Incentive	16.25
10332	11-10-2023	Encore High School ASB	Payments processed on 11-10-2023	Student Incentives	15.75
10333	11-10-2023	J&G Wholesale Produce	Invoice #128741	School Lunches	602.65
10334	11-10-2023	Matthew Ayres Distribution Co Inc	Invoice #83233790001710	School Lunches	562.11
10335	11-10-2023	Renner Dairy Inc	Invoice #110121	School Lunches	384.39
10336	11-10-2023	STA West Region	Invoice #70229617	Field Trip Transportation	4,256.00
10338	11-10-2023	Shannon Esposito	Invoice #REIMB20231102	Expense Reimbursement: Livescan	62.00
10339	11-10-2023	Western NRG, Inc	Invoice #INV-002318	Software business services	135.00
10340	11-10-2023	Young, Minney & Corr, LLP	Payments processed on 11-10-2023	Legal Service	14,234.42
DB111023-02	11-10-2023	Emburse	Emburse Transfer	Emburse Transfer	110.68
10278-1	11-13-2023	Wells Fargo	Double recording of cleared check # 10278	Double recording of cleared check # 10278	1,843.00
10341	11-13-2023	Amazon Capital Services	Invoice #1XQK-CRP1-1HK3	Kitchen Supplies	244.82
10342	11-13-2023	Fortis Fire & Safety	Invoice #17591	Maint & Repairs	725.00
10343	11-13-2023	Imperial Dade West Coast	Invoice #14882966	Kitchen Supplies	1,629.61
10344	11-13-2023	J&G Wholesale Produce	Invoice #128969	School Lunches	423.80
10345	11-13-2023	Renner Dairy Inc	Invoice #110822	School Lunches	481.74
DB111323-01	11-13-2023	Hesperia Water District	Utility - Water Bill	Utility - Water Bill	3,172.69
DB111323-01	11-13-2023	Wells Fargo	Client Analysis Service Charge	Client Analysis Service Charge	375.06
10346	11-14-2023	CINTAS CORP	Invoice #4171888493	Janitorial Supplies	223.04
2241	11-14-2023	Mariana Valdez	Final Paycheck	Final Paycheck	701.11
6982	11-14-2023	Pure Banquet Hall	Prom 2024 Venue Deposit - Student Events - Hall Rental for 04/27/2024	Prom 2024 Venue Deposit - Student Events - Hall Rental for 04/27/2024	2,000.00
DB111523-01	11-15-2023	Southern California Edison	Utilities - 09/05/2023 - 10/03/2023	Utilities - 09/05/2023 - 10/03/2023	24,203.40
10347	11-17-2023	Amazon Capital Services	Invoice #16TH-P334-H4HK	Kitchen Supplies	788.99

**ENCORE EDUCATION CORPORATION
CHECK REGISTER
10/01/2023 - 12/31/2023**

No.	Date	Vendor/Payee	Memo	Description	Amount
10348	11-17-2023	Amazon Capital Services	Invoice #1XX4-F9QC-9KVV	Instructional Materials	39.83
10349	11-17-2023	CINTAS CORP	Invoice #4165512265	Janitorial Supplies	170.21
10350	11-17-2023	Encore High School ASB	Payments processed on 11-17-2023	Student Incentive	6.00
10351	11-17-2023	Scoot Education	Payments processed on 11-17-2023	Substitute Services	6,586.00
10352	11-17-2023	Toni Hightower	Invoice #REIMB20231115	Expense Reimbursement - Mileage	662.86
DB111723-01	11-17-2023	Emburse	Emburse Transfer	Emburse Transfer	54.52
10353	11-20-2023	Blanca Fernandez	Invoice #REIMB20231115	Expense Reimbursement - AP Exam Overpayment	18.00
10354	11-20-2023	DMV Renewal	Invoice #INV20231006	Renewal	733.00
10355	11-20-2023	Imperial Dade West Coast	Payments processed on 11-20-2023	Kitchen Supplies	838.48
10356	11-20-2023	J&G Wholesale Produce	Invoice #129017	School Lunches	656.45
10357	11-20-2023	Thomas Warnock	Invoice #REIMB20231113	Expense Reimbursement - Livescan	67.00
10358	11-20-2023	US Foods, Inc.	Invoice #5528542	School Lunches	1,525.36
DB112023-01	11-20-2023	The Hanover Insurance Group, Inc.	Insurance - Nov 2023	Insurance - Nov 2023	6,771.46
10359	11-21-2023	Advance Disposal Co. & Recycling Center	Invoice #0002164873	Storage Rental	60.91
10360	11-21-2023	CINTAS CORP	Invoice #4172594356	Janitorial Supplies	35.00
10361	11-21-2023	Christy White, Inc	Invoice #20179	Audit Services	4,033.12
10362	11-21-2023	Matthew Ayres Distribution Co Inc	Invoice #83233790001754	School Lunches	579.68
10363	11-21-2023	Measure Education Inc.	Invoice #201807012026	Consulting Services	2,306.88
10364	11-21-2023	Mesquit's Supply, LLC	Invoice #00031372	Janitorial Supplies	732.76
10365	11-21-2023	Renner Dairy Inc	Invoice #111522	School Lunches	524.47
10366	11-21-2023	Scholastic Inc.	Invoice #54209692	Instructional Materials	676.97
10367	11-21-2023	Sysco Riverside, Inc	Invoice #420610907	School Lunches	809.43
10368	11-21-2023	US Foods, Inc.	Invoice #5594870	School Lunches	947.99
DB112123-01	11-21-2023	Fonality	11-21-2023	Telephones	1,679.47
10369	11-22-2023	US Foods, Inc.	Invoice #5624709	School Lunches	897.30
DB112223-01	11-22-2023	SOUTHWEST GAS	Utilities -Act. 910000679630	Utilities -Act. 910000679630	55.71
DB112223-01	11-22-2023	SOUTHWEST GAS	Utilities -Act. 910000679629	Utilities -Act. 910000679629	98.23
DB112223-02	11-22-2023	SOUTHWEST GAS	Utilities -Act. 910000679632	Utilities -Act. 910000679632	57.64
DB112223-03	11-22-2023	SOUTHWEST GAS	Utilities -Act. 910000679633	Utilities -Act. 910000679633	73.20
PACH112223-01	11-22-2023	Paycom Payroll, LLC	11-22-23 Payroll	11-22-23 Payroll	181,941.57
PACH112223-02	11-22-2023	Paycom Payroll, LLC	11-22-23 Payroll	11-22-23 Payroll	1,348.07
DB112423-01	11-24-2023	Emburse	Emburse Transfer	Emburse Transfer	49.14
10370	11-27-2023	Advance Disposal Co. & Recycling Center	Invoice #0002163098	Utilities - Trash	1,937.39
10371	11-27-2023	Amazon Capital Services	Invoice #16TM-XJXV-43JK	Janitorial Supplies	170.93
10372	11-27-2023	Ebmeyer Charter and Tour	Invoice #27667	Bus Transportation	87,748.80
10373	11-27-2023	Imperial Dade West Coast	Invoice #15007101	Kitchen Supplies	1,144.14
10374	11-27-2023	J&G Wholesale Produce	Invoice #129057	School Lunches	577.10
10375	11-27-2023	Quill LLC	Invoice #34719721	Office Supplies	24.29
10376	11-27-2023	US Foods, Inc.	Invoice #5703442	School Lunches	2,263.78
DB112723-01	11-27-2023	Terminix	Custodial Housekeeping	Custodial Housekeeping	133.00
DB112723-01	11-27-2023	Anthem Insurance Companies, Inc.	Insurance 12/01/2023 - 01/01/2024	Insurance 12/01/2023 - 01/01/2024	86,460.65
10377	11-28-2023	CINTAS CORP	Invoice #4173381058	Janitorial Supplies	164.97
10378	11-28-2023	Mesquit's Supply, LLC	Invoice #00031461	Janitorial Supplies	144.73
10379	11-28-2023	PresenceLearning, Inc.	Invoice #INV64282	Subagreements	4,524.35
10380	11-28-2023	US Foods, Inc.	Invoice #5775449	School Lunches	2,373.41
10381	11-29-2023	Alex Griffin	Invoice #2023 - 15	Janitorial Service	1,600.00
10382	11-29-2023	Erin Patrick Cherry	Invoice #0007	Technical Director-Legends	8,125.00
10383	11-29-2023	Quill LLC	Invoice #35613475	Office Supplies	116.34
2242	11-29-2023	DMV Renewal	Van Registration	Van Registration	2,072.00
DB113023-01	11-30-2023	Emburse	Emburse Transfer	Emburse Transfer	600.00
DB113023-02	11-30-2023	Employee Benefits Corporation	ACH Debit Bounce Fee	ACH Debit Bounce Fee	30.00
DB130023-01	11-30-2023	Employee Benefits Corporation	BESTflex Plan & COBRA Secure	BESTflex Plan & COBRA Secure	120.00
PACH	11-30-2023	Paycom Payroll, LLC	11-30-23 Payroll	11-30-23 Payroll	533.40
10384	12-01-2023	Amazon Capital Services	Payments processed on 12-01-2023	Cooking Supplies	1,363.97
10385	12-01-2023	Amazon Capital Services	Payments processed on 12-01-2023	Kitchen Supplies	630.85
10386	12-01-2023	American Heritage Life Insurance Company	Invoice #INV20231124	Insurance - Nov 2023	1,666.12
10387	12-01-2023	Dr. Sabrina Bow	Invoice #REIMB20231127	Expense Reimbursement - Student Event	508.73

**ENCORE EDUCATION CORPORATION
CHECK REGISTER
10/01/2023 - 12/31/2023**

No.	Date	Vendor/Payee	Memo	Description	Amount
10388	12-01-2023	FRONTIER	Invoice #INV20231112	Internet	6,610.00
10389	12-01-2023	FRONTIER	Invoice #INV20231116	Internet	63.33
10390	12-01-2023	FedEx	Invoice #8-320-68227	Postage	14.41
10391	12-01-2023	ICON School Management	Invoice #1519	December 2023 Monthly Contract Fee	11,300.00
10392	12-01-2023	SBC Tax Collector	Invoice #Parcel # 0410-011-39-0-000 1st & 2nd	Property Assessment and Tax Distribution	8,340.90
10393	12-01-2023	School Nurse Supply, Inc.	Invoice #0978625-IN	Nurse Supplies	330.97
10394	12-01-2023	Scoot Education	Payments processed on 12-01-2023	Substitute Services	8,932.00
10395	12-01-2023	San Bernardino County Superintendent of Schools	Nov 2023 - STRS/PERS Contributions	Nov 2023 - STRS/PERS Contributions	119,283.56
DB120123-01	12-01-2023	Emburse	Emburse Transfer	Emburse Transfer	229.50
10396	12-04-2023	Amazon Capital Services	Invoice #119P-YT6M-V1HT	Student Event-Legends	1,291.47
10397	12-04-2023	J&G Wholesale Produce	Invoice #129082	School Lunches	520.95
10398	12-04-2023	Purchase Power	Invoice #INV20231115	Postage	30.97
10399	12-04-2023	US Foods, Inc.	Invoice #5883607	School Lunches	2,020.07
DB120423-01	12-04-2023	Wells Fargo	Bankcard Discount	Bankcard Discount	66.56
DB120423-01	12-04-2023	Wells Fargo	Bankcard Discount	Bankcard Discount	57.76
DB120423-01	12-04-2023	BankDirect Capital Finance	Loan payment - Loan # 1035929	Loan payment - Loan # 1035929	22,880.88
DB120423-02	12-04-2023	Employment Development Department	Employment Devel EDD Eftprmt	Employment Devel EDD Eftprmt	744.37
DB120423-03	12-04-2023	Employment Development Department	Employment Devel EDD Eftprmt	Employment Devel EDD Eftprmt	1,248.43
DB120423-04	12-04-2023	Employment Development Department	Employment Devel EDD Eftprmt	Employment Devel EDD Eftprmt	2,643.21
10400	12-05-2023	Amazon Capital Services	Payments processed on 12-05-2023	Student Event-Legends	372.03
10402	12-05-2023	US Foods, Inc.	Invoice #5775449-1	School Lunches	2,373.41
10403	12-06-2023	Amazon Capital Services	Invoice #11GV-JVKH-1V9Y	Maint & Repairs	68.99
10404	12-06-2023	CleanStart Cleaning Services, Inc.	Invoice #2023-0552	Janitorial Services	1,094.00
10405	12-06-2023	Hesperia Unified School District	Invoice #240258	Office Supplies	130.04
10406	12-06-2023	Matthew Ayres Distribution Co Inc	Invoice #83233790001840	School Lunches	484.79
10407	12-07-2023	Amazon Capital Services	Invoice #1N46-THWD-C1CY	Student Event-Legends	27.19
PACH120723	12-07-2023	Paycom Payroll, LLC	12-07-23 Payroll	12-07-23 Payroll	175,687.95
10408	12-08-2023	Afficient Academy, Inc	Invoice #INV20230828	Instructional Supplies	6,000.00
10409	12-08-2023	AmTrust Financial Services Inc.	Invoice #INV20231122	Worker's Comp	4,327.00
10410	12-08-2023	Charter Tech Services	Invoice #16623	Technology Services	10,600.00
10411	12-08-2023	Clark Hill PLC	Payments processed on 12-08-2023	Legal Services	21,762.06
10412	12-08-2023	FedEx	Payments processed on 12-08-2023	Postage	138.97
10413	12-08-2023	Green Comfort	Invoice #124604	Maint & Repairs	330.00
10414	12-08-2023	Quill LLC	Invoice #35714500	Copy Paper	2,585.99
10415	12-08-2023	Renner Dairy Inc	Invoice #112808	School Lunches	517.52
10416	12-08-2023	Scoot Education	Payments processed on 12-08-2023	Substitute Services	10,526.00
10417	12-08-2023	Toni Hightower	Invoice #REIMB20231206	Expense Reimbursement: Mileage	421.82
10418	12-08-2023	Young, Minney & Corr, LLP	Invoice #7659	Legal Services	1,229.00
10419	12-08-2023	madRooster.com	Invoice #1573733	Domain Renewal	12.49
DB120823-01	12-08-2023	Emburse	Emburse Transfer	Emburse Transfer	620.11
10401-1	12-11-2023	Wells Fargo	Check #10401 voided but was still processed by bank	Check #10401 voided but was still processed by bank	35.00
10420	12-11-2023	Amazon Capital Services	Invoice #1JLY-VPY7-X9RF	Student Event-Legends	164.39
10421	12-11-2023	CINTAS CORP	Invoice #4174761508	Janitorial Supplies	223.04
10422	12-11-2023	Renner Dairy Inc	Invoice #120622	School Lunches	401.87
2243	12-11-2023	Raymond Munoz	Reimbursement for Food	Reimbursement for Food	285.14
DB121123-01	12-11-2023	Wells Fargo	Client Analysis Service Charge	Client Analysis Service Charge	358.41
10423	12-12-2023	Mesquit's Supply, LLC	Invoice #00031646	Janitorial Supplies	764.34
10424	12-12-2023	Sysco Riverside, Inc	Payments processed on 12-12-2023	School Lunches	3,336.10
DB121223-01	12-12-2023	Emburse	Emburse Transfer	Emburse Transfer	5,000.00
DB121323-01	12-13-2023	Emburse	Emburse Transfer	Emburse Transfer	1,144.86
DB121523-01	12-13-2023	Emburse	Emburse Transfer	Emburse Transfer	149.90
10425	12-14-2023	Charter Tech Services	Payments processed on 12-14-2023	Security Suite Renewal	3,675.92
10426	12-14-2023	Matthew Ayres Distribution Co Inc	Invoice #83233790001887	School Lunches	371.55
10427	12-14-2023	San Bernardino County Superintendent of Schools	Invoice #QLC-01-2024	Charter School Quarterly Retirement Reporting	650.00
10428	12-14-2023	Scoot Education	Payments processed on 12-14-2023	Substitute Services	8,837.00
10429	12-15-2023	Isaac Haskins	Invoice #REIMB20231211	Expense Reimbursement - Livescan	67.00
10430	12-15-2023	United States Treasury	EIN 20-8603402; September 30th 2023; Form # 941	EIN 20-8603402; September 30th 2023; Form # 941	1,383.76

**ENCORE EDUCATION CORPORATION
CHECK REGISTER
10/01/2023 - 12/31/2023**

No.	Date	Vendor/Payee	Memo	Description	Amount
DB121523-01	12-15-2023	Emburse	Emburse Transfer	Emburse Transfer	101.93
10431	12-18-2023	Imperial Dade West Coast	Payments processed on 12-18-2023	Kitchen Supplies	3,153.26
10432	12-18-2023	Flinn Scientific Inc.	Invoice #2944301	Chemistry Materials	136.74
10433	12-18-2023	Mesquit's Supply, LLC	Invoice #00031685	Janitorial Supplies	133.18
10434	12-18-2023	US Foods, Inc.	Invoice #3338591	School Lunches	3,281.99
10435	12-18-2023	J&G Wholesale Produce	Invoice #129133	School Lunches	823.75
10436	12-18-2023	Amazon Capital Services	Invoice #14Q1-39HL-4L4X	Math Supplies	1,439.88
10437	12-18-2023	American Family Life Assurance Company	Payments processed on 12-18-2023	EE Benefits - K.White November	354.68
DB121823-01	12-18-2023	Emburse	Emburse Transfer	Emburse Transfer	180.06
DB121823-02	12-18-2023	Emburse	Emburse Transfer	Emburse Transfer	20.02
10438	12-19-2023	US Foods, Inc.	Payments processed on 12-19-2023	School Lunches	2,244.17
10439	12-19-2023	Sysco Riverside, Inc	Invoice #420656726	School Lunches	961.62
10440	12-19-2023	CINTAS CORP	Invoice #4175516571	Janitorial Supplies	35.00
10441	12-19-2023	Sysco Riverside, Inc	Invoice #420660762	School Lunches	599.46
10442	12-19-2023	Multi-Health Systems Inc.	Invoice #ORD-368137-M0H3T4	Instructional Materials	250.00
10443	12-19-2023	Amazon Capital Services	Invoice #1D3Q-7P1F-47DP	Chemistry Supplies	112.84
DB121923-01	12-19-2023	Southern California Edison	Utilities - 10/04/2023 - 11/03/2023	Utilities - 10/04/2023 - 11/03/2023	13,805.66
DB121923-01	12-19-2023	Emburse	Emburse Transfer	Emburse Transfer	8,141.34
DB121923-02	12-19-2023	Emburse	Emburse Transfer	Emburse Transfer	4,923.98
10000	12-20-2023	Amazon Capital Services	Invoice #16J9-LHRK-71YW	Graduation Decoration	15.99
10001	12-20-2023	PCCCI	Payments processed on 12-20-2023	Student Event-Field Trip	3,436.77
DB122023-01	12-20-2023	The Hanover Insurance Group, Inc.	Insurance - Dec 2023	Insurance - Dec 2023	6,771.46
10002	12-21-2023	Advance Disposal Co. & Recycling Center	Invoice #0002183297	Rent - Storage Box	60.91
10003	12-21-2023	Amazon Capital Services	Invoice #1LKV-47XC-FFTK	Maint & Repairs	34.91
10004	12-21-2023	Melissa Manning	Invoice #1261	Kitchen Training	1,000.00
10005	12-21-2023	Measure Education Inc.	Invoice #201807012058	Consulting Services	2,306.88
DB122123-03	12-21-2023	Wells Fargo	Overdraft Fee	Overdraft Fee	35.00
DB122123-03	12-21-2023	Fonality	Telephones	Telephones	1,679.47
DB122123-04	12-21-2023	Wells Fargo	Overdraft Fee	Overdraft Fee	35.00
DB122123-04	12-21-2023	Emburse	Emburse Transfer	Emburse Transfer	154.76
DB122123-05	12-21-2023	Wells Fargo	Overdraft Fee	Overdraft Fee	35.00
PACH122123	12-21-2023	Paycom Payroll, LLC			190,639.65
DB122223-01	12-22-2023	Emburse	Emburse Transfer	Emburse Transfer	286.20
10006	12-26-2023	AmTrust Financial Services Inc.	Invoice #30731153	Insurance	507.60
10007	12-26-2023	Amazon Capital Services	Invoice #1K3K-K94W-Y3HT	Classroom Supplies	357.95
10008	12-26-2023	J&G Wholesale Produce	Invoice #129206	School Lunches	671.36
10009	12-26-2023	Imperial Dade West Coast	Invoice #15243439	Kitchen Supplies	940.22
10010	12-26-2023	Sysco Riverside, Inc	Payments processed on 12-26-2023	School Lunches	2,773.44
10011	12-26-2023	CINTAS CORP	Invoice #4176185343	Janitorial Supplies	164.97
10012	12-26-2023	Scout Education	Payments processed on 12-26-2023	Substitute Services	9,352.00
10013	12-26-2023	Renner Dairy Inc	Payments processed on 12-26-2023	School Lunches	681.29
10014	12-26-2023	Jenna Kamp	Invoice #12192023	Consulting Services	1,500.00
10015	12-26-2023	Advance Disposal Co. & Recycling Center	Invoice #0002181514	Utilities-Trash	1,937.39
10016	12-26-2023	FRONTIER	Invoice #HN20231212	Internet	6,610.00
10017	12-26-2023	US Foods, Inc.	Payments processed on 12-26-2023	School Lunches	1,682.29
10018	12-26-2023	LEAF	Invoice #15733085	Copier Lease	1,223.28
DB122623-02	12-26-2023	Wells Fargo	Overdraft Fee	Overdraft Fee	35.00
DB122623-03	12-26-2023	LEAF	Copier Lease	Copier Lease	938.30
10019	12-27-2023	Jacob Arbittler	Invoice #REIMB20231215	Expense Reimbursement: Livescan	72.00
10020	12-27-2023	NCS Pearson, Inc.	Payments processed on 12-27-2023	Instructional Supplies	657.65
DB122723-01	12-27-2023	Anthem Insurance Companies, Inc.	Insurance 01/01/2024 - 02/01/2024	Insurance 01/01/2024 - 02/01/2024	52,669.26
DB122723-01	12-27-2023	Wells Fargo	Bankcrd CR CD Dep 231226	Bankcrd CR CD Dep 231226	60.00
DB122723-02	12-27-2023	BankDirect Capital Finance	Loan payment - Loan # 1035929	Loan payment - Loan # 1035929	22,880.88
DB122723-02	12-27-2023	Terminix	Custodial Housekeeping	Custodial Housekeeping	133.00
DB122723-03	12-27-2023	SOUTHWEST GAS	Utilities - Account 910000679631	Utilities - Account 910000679631	164.83
DB122723-03	12-27-2023	SOUTHWEST GAS	Utilities -Act. 910000679632	Utilities -Act. 910000679632	1,092.94
DB122723-04	12-27-2023	SOUTHWEST GAS	Utilities -Act. 910000886540	Utilities -Act. 910000886540	381.57

**ENCORE EDUCATION CORPORATION
CHECK REGISTER
10/01/2023 - 12/31/2023**

No.	Date	Vendor/Payee	Memo	Description	Amount
DB122723-04	12-27-2023	SOUTHWEST GAS	Utilities -Act. 910000679629	Utilities -Act. 910000679629	420.69
DB122723-05	12-27-2023	SOUTHWEST GAS	Utilities -Act. 910000679633	Utilities -Act. 910000679633	964.92
DB122723-06	12-27-2023	SOUTHWEST GAS	Utilities -Act. 910000679630	Utilities -Act. 910000679630	1,260.58
10021	12-28-2023	School Nurse Supply, Inc.	Invoice #0982140-IN	First Aid Supplies	429.21
10022	12-28-2023	PresenceLearning, Inc.	Invoice #INV65468	Subagreements	4,046.19
6975	12-29-2023	Victoria Lariz	2nd Place NHS Scholarship	2nd Place NHS Scholarship	220.00
DB122923-01	12-29-2023	Employee Benefits Corporation	COBRA Secure	COBRA Secure	60.00