



Encore JR/SR High School

Regular Encore Board of Directors Meeting - October 25, 2021

Published on October 22, 2021 at 4:27 PM PDT

Date and Time

Monday October 25, 2021 at 6:30 PM PDT

Location

This meeting is being held virtually pursuant to Government Code Section 54953 (e). The public can access this meeting via Zoom as follows:

Join Zoom Meeting

<https://zoom.us/j/5871494303?pwd=Mit3eIRMOVhzYjM4K1d2SSStPeEZiQT09>

Meeting ID: 587 149 4303

Passcode: 936591

One tap mobile

+16699006833,,5871494303#,,,,,0#,,936591# US (San Jose)

+13462487799,,5871494303#,,,,,0#,,936591# US (Houston)

Dial by your location

+1 669 900 6833 US (San Jose)

+1 346 248 7799 US (Houston)

+1 253 215 8782 US (Tacoma)

+1 312 626 6799 US (Chicago)

+1 929 205 6099 US (New York)

+1 301 715 8592 US (Washington D.C)

Meeting ID: 587 149 4303

Passcode: 936591

Find your local number: <https://zoom.us/u/aFccAHayh>

Members of the public who wish to comment during the Board meeting may use the “raise hand” tool on the Zoom platform. Members of the public calling in will be given the opportunity to address the Board during the meeting. Individual comments will be limited to three (3) minutes. If an interpreter is needed for comments, they will be translated to English and the time limit shall be six (6) minutes. The Board may limit the total time for public comment to a reasonable time. The Board reserves the right to mute or remove a participant from the meeting if the participant unreasonably disrupts the Board meeting.

Agenda

	Purpose	Presenter	Time
I. Opening Items			6:30 PM
A. Call the Meeting to Order		Rob Gabler, Board President	
B. Record Attendance		Rob Gabler, Board President	1 m
C. Approval of Action to Make Findings Necessary to Permit Virtual Meetings during a State of Emergency	Vote	Denise Griffin	3 m
<p>Making Certain Findings Necessary to Permit Virtual Board Meetings Pursuant to AB 361 and Government Code Section 54953(e).</p> <p>The Charter School Board of Directors determines, in accordance with Government Code Section 54953(e)(1)(B), that meeting in person would present imminent risks to the health or safety of attendees. Pursuant to Government Code Section 54953(e)(3), the Board has also reconsidered the circumstances of the State of Emergency declared by the Governor on March 4, 2020, and finds the State of Emergency continues to directly impact the ability of the Directors to meet safely in person and/or that State or local officials continue to impose or recommend measures to promote social distancing.</p>			
D. Approve Minutes	Approve Minutes	Joseph Thibodeaux	1 m
<p>The Board minutes for approval are from Encore's September 20, 2021 Special Encore Board of Directors meeting.</p> <p>Approve minutes for Regular Encore Board of Directors Meeting - September 2021 on September 20, 2021</p>			
E. Invitation for public to address the Board, open session items	Discuss	Joseph Thibodeaux	5 m
<p>This is the time and place for the general public to address the Board of Directors on any matter within jurisdiction of the Board. Comments should be limited to three (3) minutes. Public comments can be related to non-agenda items. Unless an item has been placed on the published agenda in accordance with the Brown Act, there shall be no action taken, nor should there be comments on, responses to, or discussion of a topic not on the agenda. The Board members may: (1) acknowledge receipt of information/report; (2) refer to staff with no direction as to action or priority; or (3) refer the matter to the next agenda. Member of the public may speak on an agenda item at the time the item is called.</p>			
II. Academic Excellence			6:40 PM
A. Academic Director Report	FYI	Julia Dolf	3 m
<p>Each month, Encore's Academic Director routinely reports on the academic operations on campus to the Encore Board of Directors. This is for information purposes only.</p>			
B. Information Items- Academic Excellence	FYI	Julia Dolf	3 m
<p>No discussion planned. Each month, Encore's administrative team updates the Encore Board of Directors on professional development, data, and other events that help drive student success. These items are submitted as a group of data materials and will be summarized</p>			

	Purpose	Presenter	Time
monthly. No action is needed. Included in these reported notes are data reports for Tutor.com, NWEA Proficiency Summary Reports, Assessment Calendar, as well as agendas and notes from Professional Development and Evaluations that took place in the month of September 2021.			

III. Governance 6:46 PM

A. Staff Liaison Report	Discuss	Jamie Waggoner	3 m
--------------------------------	---------	----------------	-----

Encore High School has a staff elected liaison that makes themselves available to the staff for questions, comments, and concerns throughout the school year. The liaison also meets each semester with the staff and reports monthly to the Encore Board of Directors.

B. DOJ Report	FYI	Joseph Thibodeaux	2 m
----------------------	-----	-------------------	-----

Report outlining background checks from the Department of Justice.

C. Board Discussion - Acceptance of accrued sick time from former employers	Discuss	Denise Griffin	5 m
--	---------	----------------	-----

It has come to the attention of the Board that a policy may need to be added regarding sick time for employees coming from other districts. This is a discussion of the addition of this policy to get ideas from the board about what option they would like to visit regarding a formal policy.

1. No addition of sick leave from former employers.
 2. Addition of sick leave from former employers for the purposes of retirement only.
 3. Limits of sick leave from former employers, accepting only an agreed amount of sick leave from previous employers.
 4. Addition of sick leave from former employers with a delayed start date for use.
- This is a discussion only that will help create board policy for next month's board meeting.

IV. Operations 6:56 PM

A. Discipline Report	FYI	Ramsey Hassen	3 m
-----------------------------	-----	---------------	-----

Over the course of the school year, Encore's Dean of Students will report to the Encore Board of Directors to discuss events and happenings within their department on campus. This report is for information purposes only.

V. Development 6:59 PM

A. Independent Study Policy	Vote	Denise Griffin	5 m
------------------------------------	------	----------------	-----

Updated Independent Study Board Policy based on change to current law.

VI. Finance 7:04 PM

A. Finance Consent Items	Vote	Denise Griffin	5 m
---------------------------------	------	----------------	-----

It is recommended that the board considers approving a number of agenda items as a finance consent list. These items can be enacted in one motion without further discussion. Consent items may be called up by any member at the meeting for clarification, discussion, or change. Included in this list:

- STRS payment report, PERS payment report, 403B payment report

	Purpose	Presenter	Time
	<ul style="list-style-type: none"> • September 2021 Warrant Report Detail and September 2021 Warrant Report Summary for Hesperia • September 2021 Financial Report • May, June and July 2021 Student Services Reconciliation Summary • Jr. High and High School Attendance Reports • Reimbursements 		
B. ESSER III Plan	Vote	Paul Khoury	5 m
Present required ESSER III spending plan for board approval.			

VII. Adjourn to closed session 7:14 PM

Pursuant to Government code section 54957, the Board may adjourn to closed session at any time during the meeting to discuss staff/student personnel matters, negotiations, litigation, and/or acquisition of land or facilities. The board will adjourn to closed session in a private area for discussion and may take action on the following closed session items.

• CONFERENCE WITH LEGAL COUNSEL—ANTICIPATED LITIGATION

Significant exposure to litigation pursuant to Section 54956.9(d)(2): Two (2) Cases

• PUBLIC EMPLOYEE DISCIPLINE/ DISMISSAL/RELEASE

A. Reconvene from closed session	Discuss	Rob Gabler	45 m
After the closed session is complete, the Board will reconvene and report any action taken on closed session.			

VIII. Closing Items 7:59 PM

A. Adjourn Meeting	Vote	Rob Gabler	2 m
---------------------------	------	------------	-----

A copy of the agenda will be posted at least 72 hours before such meeting. A copy of the written materials which will be submitted to the School Board Directors is available along with this agenda following the posting of the agenda by emailing abarkdull@encorehighschool.com.

Requests for disability-related modifications or accommodations to participate in this public meeting shall be made 24 hours prior to the meeting by calling (760) 956-2632 or emailing abarkdull@encorehighschool.com. All efforts will be made for reasonable accommodations. The agenda and public documents can be modified upon request as required by Section 202 of the Americans with Disabilities Act.

Cover Sheet

Approval of Action to Make Findings Necessary to Permit Virtual Meetings during a State of Emergency

Section: I. Opening Items
Item: C. Approval of Action to Make Findings Necessary to Permit
Virtual Meetings during a State of Emergency
Purpose: Vote
Submitted by: Denise Griffin

BACKGROUND:

Making Certain Findings Necessary to Permit Virtual Board Meetings Pursuant to AB 361 and Government Code Section 54953(e)

RECOMMENDATION:

Encore staff recommends approval of this resolution.

Cover Sheet

Approve Minutes

Section: I. Opening Items
Item: D. Approve Minutes
Purpose: Approve Minutes
Submitted by:
Related Material:
Minutes for Regular Encore Board of Directors Meeting - September 2021 on September 20, 2021



Encore JR/SR High School

Minutes

Regular Encore Board of Directors Meeting - September 2021

Date and Time

Monday September 20, 2021 at 6:30 PM

Location

This meeting is being held virtually in compliance with the Governor's Executive order N-29-20. The public can access this meeting live on our website:

Website: www.encorehighschool.com If you would like to speak during public comment, please email your name, the item you would like to comment about, and your comment, to board@encoreedcorp.com. These comments will be read aloud during open session at the board meeting for up to three (3) minutes. The chance to add public comment through emails will close after the public comment agenda item is completed.

www.encorehighschool.com If you would like to speak during public comment, please email your full name, the item you would like to comment about, and your comment, to board@encoreedcorp.com. These comments will be read aloud during open session at the board meeting. The chance to add public comment through emails will close after the agenda is approved during the meeting.

The Order of Business may be changed without notice: Notice is hereby given that the order of consideration of matters on this agenda may be changed without prior notice. Reasonable Limitations May be placed on public testimony: The Governing Board's presiding officer reserves the right to impose reasonable time limits on public testimony to ensure that the agenda is completed. For any person requiring a translator, this time will be doubled to account for translation time. Reasonable Accommodation for any individual with a Disability: Pursuant to the Rehabilitation Act of 1973, any individual with a disability who requires reasonable accommodation to attend or to participate in this meeting of the Governing board may request assistance by contacting the EEC (760) 949-2036. Public Documents relating to Open Session Agenda items are available for review by the public at the Reception Desk at Encore Education Corporation's Executive office or on the internet at www.encorehighschool.com. For more information concerning this agenda, please contact EEC (760) 949-2036.

Directors Present

G. Thackeray (remote), K. Ahmed (remote), K. Staley (remote), R. Gabler (remote)

Directors Absent

C. Sutton

Guests Present

A. Barkdull (remote), C. Walker (remote), D. Griffin (remote), J. Barkdull (remote), J. Dolf (remote), J. Simmons (remote), J. Thibodeaux (remote), Karl Yoder (remote), anabel Estrada (remote)

I. Opening Items

A. Call the Meeting to Order

R. Gabler called a meeting of the board of directors of Encore JR/SR High School to order on Monday Sep 20, 2021 at 6:32 PM.

B. Record Attendance

C. Approve Minutes

G. Thackeray made a motion to approve the minutes from Special Board Meeting-September 9, 2021 on 09-09-21.

K. Staley seconded the motion.

The board **VOTED** to approve the motion.

Roll Call

R. Gabler Aye
G. Thackeray Aye
K. Staley Aye
K. Ahmed Aye
C. Sutton Absent

G. Thackeray made a motion to approve the minutes from Special Board Meeting-August 30, 2021 on 08-30-21.

K. Staley seconded the motion.

The board **VOTED** to approve the motion.

Roll Call

R. Gabler Aye
C. Sutton Absent
K. Staley Aye
K. Ahmed Aye
G. Thackeray Aye

G. Thackeray made a motion to approve the minutes from Regular Encore Board of Directors Meeting - August 23, 2021 on 08-23-21.

K. Staley seconded the motion.

The board **VOTED** to approve the motion.

Roll Call

G. Thackeray Aye
C. Sutton Absent
K. Ahmed Aye
R. Gabler Aye
K. Staley Aye

D. Invitation for public to address the Board, open session items

Anabel Estrada, ESG President update.

II. Operations

A. Janitorial Bids

G. Thackeray made a motion to Approve janitorial Bid by Green Team.

K. Ahmed seconded the motion.

Deep cleaning of entire school buildings The board **VOTED** to approve the motion.

Roll Call

K. Ahmed Aye
G. Thackeray Aye
K. Staley Aye
C. Sutton Absent
R. Gabler Aye

B. Encore's Pandemic Addendum

K. Staley made a motion to Pandemic Addendum for the CDPH updates and changes in the guidelines.

G. Thackeray seconded the motion.

- Supply of masks, and the proper way to distribute them.
- What is the plan on how often it is being looked at and revised?

The board **VOTED** to approve the motion.

Roll Call

G. Thackeray Aye
K. Staley Aye
R. Gabler Aye
K. Ahmed Aye
C. Sutton Absent

C. Board Calendar for 2022

G. Thackeray made a motion to approve the board calendar for 2022; January to June 2022.

K. Ahmed seconded the motion.

The board **VOTED** to approve the motion.

Roll Call

G. Thackeray Aye
R. Gabler Aye
K. Staley Aye
K. Ahmed Aye
C. Sutton Absent

III. Finance

A. Finance Consent Items

K. Ahmed made a motion to approve Finance Consent Items.

K. Staley seconded the motion.

The board **VOTED** to approve the motion.

Roll Call

R. Gabler Aye
K. Ahmed Aye
G. Thackeray Aye
K. Staley Aye

Roll Call

C. Sutton Absent

B. Employee Reimbursement

K. Staley made a motion to approve Employee Reimbursement for John Griffin.

K. Ahmed seconded the motion.

The board **VOTED** to approve the motion.

Roll Call

G. Thackeray Aye

K. Ahmed Aye

R. Gabler Aye

C. Sutton Absent

K. Staley Aye

C. Salvage Items for Sale

G. Thackeray made a motion to approve the selling of Encore working and non working technology/non technology equipment to staff, staff friends and family and non technology as surplus items.

K. Staley seconded the motion.

- Items are to be sold at fair market value.
- Paperwork is maintained to insure the back for items sold properly.
- costume design non technology items to be sold and the funds will be returned back to the general funds
- Macs and sewing machines will be offered in house first then after the sale is over will be offered on public surplus.
- the salvage items of items will be brought to the beoard for apporval before it is

The board **VOTED** to approve the motion.

Roll Call

G. Thackeray Aye

C. Sutton Absent

R. Gabler Aye

K. Staley Aye

K. Ahmed Aye

D. Emburse Certify Credit Card & Expense Management Platform

G. Thackeray made a motion to approve Emburse Certified Credit credit & Expense Management Platform.

K. Staley seconded the motion.

- Emburse is a certified credit cards
- Sets controls on types of purchases a particular purchases can make.
- Training for the platform is forth coming
- online monitoring by Carol Walker
- Carol Walker and Denise Griffin is not familiar with the platform, but Chandale has been using this program at other organizations. It comes highly recommended.

The board **VOTED** to approve the motion.

Roll Call

K. Ahmed Aye

C. Sutton Absent

G. Thackeray Aye

K. Staley Aye

Roll Call

R. Gabler Aye

IV. Adjourn to closed session

A. Reconvene from closed session

No action taken during Closed session.

V. Closing Items

A. Adjourn Meeting

K. Staley made a motion to close Board Meeting.

K. Ahmed seconded the motion.

The board **VOTED** to approve the motion.

Roll Call

K. Ahmed Aye

K. Staley Aye

G. Thackeray Aye

R. Gabler Aye

C. Sutton Absent

There being no further business to be transacted, and upon motion duly made, seconded and approved, the meeting was adjourned at 8:45 PM.

Respectfully Submitted,

J. Thibodeaux

Documents used during the meeting

- 2021_08_23_board_meeting_minutes (2).pdf
- 2021_08_30_board_meeting_minutes.pdf
- 2021_09_09_board_meeting_minutes.pdf
- Janitorial Bid- Aladdin.pdf
- Janitorial Bid- All American.pdf
- Janitorial Bid- Green Team.pdf
- Encore's Pandemic Addendum 2021-2022.docx-1.pdf
- Encore Board Meeting Dates 2022.pdf
- ENC 21-22 -Monthly Payroll Retirement Contributions.xlsx - Sheet1.pdf
- ENCORE August 2021 Warrant Report Details.pdf
- ENCORE August 2021 Warrant Report Summary.pdf
- Reimbursement Field Trip Parking 061021.pdf
- Reimbursement Staff Lunch Meeting 081121.pdf
- Board approval to sell nontech items.pdf
- 20.CER.PRD_Emburse-Cards_Datasheet-UPDATE.pdf

A copy of the agenda will be posted at least 72 hours before such meeting. A copy of the written materials which will be submitted to the School Board Directors is available along with this agenda following the posting of the agenda by emailing abarkdull@encorehighschool.com.

Requests for disability-related modifications or accommodations to participate in this public meeting shall be made 24 hours prior to the meeting by calling (760) 956-2632 or emailing abarkdull@encorehighschool.com. All efforts will be made for reasonable accommodations. The agenda and public documents can be modified upon request as required by Section 202 of the Americans with Disabilities Act.

Cover Sheet

Academic Director Report

Section: II. Academic Excellence
Item: A. Academic Director Report
Purpose: FYI
Submitted by: Julia Dolf
Related Material: Academic Director Report.pdf

BACKGROUND:

Each month, Encore's Academic Director routinely reports on the academic operations on campus to the Encore Board of Directors. This is for information purposes only

RECOMMENDATION:

There is no action required for this report.



Academic Director Report

October 2021

- Assessments/Data
 - NWEA Benchmarks
 - Fall 2021 window closed the second week of school
 - October 14, 2021, data meeting with NWEA
 - The goal for this meeting was to find a solution for analyzing data since some student did not test due to remote testing, absences, late enrollment, and students exiting the school
 - Remediation with MyPath for English and Math through Edgenuity
 - Zero period
 - Jr. High Success class
 - High School Credit Recovery Classes
 - Additional time in class
 - Next steps for NWEA
 - Teachers to administer student practice assessment
 - Administration and data team to meet about Fall 2021 data
 - Additional training for all staff
 - Students added to the correct program code for accurate reporting
 - MyPath with Edgenuity
 - Students placed in a leveled course based on their NWEA Benchmark assessment scores
 - Grades 7-11 take the remediation or advanced course
 - 12 graders are working on the College and Career Readiness course
 - PSAT
 - Administered to 78 students grades 10 and 11

- Students received study guides prior to the assessment
- Initial ELPAC
 - ELPAC coordinator assessed 14 students based on CALPADS
 - 9 students were IFEP
 - 5 students were designated EL
- English Language Consultant
 - Met with EL team and Collaborative Educational Services to build a solid English Learner program
 - Plan to support levels 1-4
 - Suggestions for EL pullout with EL teacher and coordinator have been put into place
 - Follow up meeting to happen towards the end of the semester to see progress
- The Master Teacher
 - Virtual trainings to begin in November of 2021
 - Collaboration within departments
- Labster
 - Online virtual science labs for Independent Study Students
- Tutor.com
 - September report states we had 18 students log on (short month)
 - 4.75/5 rating for Tutor.com
 - 100% of the 18 students were tutored for Math
 - Student Feedback
 - “Glad Encore is offering this”
 - “I love this!!!!”
 - Counselors, teachers, and aides share tutor.com with parents and students
- Edgenuity Review
 - Met informally with a group of students
 - Out of district students are excited and have previous exposure to Edgenuity
 - Returning Encore students are still adapting to the curriculum change

- Second in person training is tentatively scheduled for November where teaching staff and I will work on Edgenuity data
 - Data Management and Progress Monitoring Workshop
- Rock My Campus
 - Social Emotional Learning Program for all staff and students
 - We learned and shared new experiences/feelings about the staff and Encore along with the tools that we need in order to assist everyone day to day
 - Two-day event on October 8th and 9th
 - Zoom meetings are once a month with staff
 - Administration meetings are once per quarter
 - Rock My Campus will return for students during next semester
- Special Education Professional Development
 - November 2, 2021: Online Accessibility for Students with Disabilities
 - November 10, 2021: De-escalation Strategies for Educators
 - November 10, 2021: WebIEP/DocuSign Question and Answer Afternoon Session
 - Monthly Meeting through June 2022: Behavioral Intervention Plan Principles
 - Monthly Meeting through June 2022: Real Talk Autism Edition: Resources & Support for Educators
- Academic Equity Workbook/Data Professional Development through Hanover Research
 - Pretraining took place in September with all academic staff
 - Handbook completion and Goal setting meeting set for October 29, 2021, with NWEA and curriculum data
- Additional Trainings with the CDE
 - ELPAC and The California Spanish Assessment
 - ELA/Literature and Math State Summative Assessment
 - Science State Summative Assessment
 - Interim Assessments and Tools for Teachers
 - Accountability and Assessment

- WASC Update
 - As previously mentioned, Denise and I had a meeting in July with WASC to discuss the process and next steps for our WASC visit
 - Visit to take place on property
 - WASC webinar on October 4, 2021
 - Next steps
 - Report process
 - Q & A
 - Second meeting with WASC Teacher Committee with writing the report October 26, 2021
- CTI
 - Coach for induction this year is Cindy Roach
 - Three candidates
 - One: second year
 - Two: First year

Cover Sheet

Information Items- Academic Excellence

Section: II. Academic Excellence
Item: B. Information Items- Academic Excellence
Purpose: FYI
Submitted by: Julia Dolf
Related Material: Math-Science Meeting Notes 9-15.pdf
English-History-Language Meeting Notes 9-15.pdf
Inservice Schedule.pdf
Assessment Calendar (1).pdf
Tutor.com Client Report.pdf
NWEA Gender Data Fall 2021.pdf
NWEA Grade Level Data Fall 2021.pdf
NWEA Ethnicity Data Fall 2021.pdf

BACKGROUND:

No discussion planned. Each month, Encore's administrative team updates the Encore Board of Directors on professional development, data, and other events that help drive student success. These items are submitted as a group of data materials and will be summarized monthly. No action is needed. Included in these reported notes are data reports for Tutor.com, NWEA Proficiency Summary Reports, Assessment Calendar, as well as agendas and notes from Professional Development and Evaluations that took place in the month of September 2021.

RECOMMENDATION:

There is no action required for these reports.



This calendar is for the 21/22 school year.

September 3-17, 2021	<ul style="list-style-type: none"> NWEA Fall Benchmarks – Grades 7, 8,9,10,11
October 1, 2021	<ul style="list-style-type: none"> Progress Finals for English / Science (All Grades – 1 hour each)
October 2, 2021	<ul style="list-style-type: none"> SAT – Grade 12
October 8, 2021	<ul style="list-style-type: none"> Progress Finals for Math / History (All Grades – 1 hour each)
October 13, 2021	<ul style="list-style-type: none"> PSAT
October 15, 2021	<ul style="list-style-type: none"> Progress Finals for Spanish Targeted Remediation History / Math (All Grades – 90 minutes each)
October 22, 2021	<ul style="list-style-type: none"> Targeted Remediation English / Science (All Grades – 90 minutes each)
October 29, 2021	<ul style="list-style-type: none"> Makeup Tests and Targeted Tutoring (All Grades)
November 5, 2021	<ul style="list-style-type: none"> Progress Finals for English / Science (All Grades – 1 hour each)
November 12, 2021	<ul style="list-style-type: none"> Progress Finals for Math / History (All Grades – 1 hour each)
November 19, 2021	<ul style="list-style-type: none"> Progress Finals for Spanish Targeted Remediation History / Math (All Grades – 90 minutes each)
December 3, 2021	<ul style="list-style-type: none"> ASVAB – Grades 10, 11, 12
December 10, 2021	<ul style="list-style-type: none"> Targeted Remediation English / Science (All Grades – 90 minutes each)
December 17, 2021	<ul style="list-style-type: none"> Makeup Tests and Targeted Tutoring (All Grades)
January 7, 2022	<ul style="list-style-type: none"> Makeup Tests and Targeted Tutoring (All Grades)
January 14, 2022	<ul style="list-style-type: none"> Progress Finals for English / Science (All Grades – 1 hour each)
January 21, 2022	<ul style="list-style-type: none"> Progress Finals for Math / History (All Grades – 1 hour each)
January 24-February 4, 2022	<ul style="list-style-type: none"> NWEA Winter Benchmarks – Grades 7-12
February 2022	<ul style="list-style-type: none"> ELPAC Testing for English Learners
February 4, 2022	<ul style="list-style-type: none"> Progress Finals for Spanish Targeted Remediation History / Math (All Grades – 90 minutes each)
February 11, 2022	<ul style="list-style-type: none"> Targeted Remediation English / Science (All Grades – 90 minutes each)
February 18, 2022	<ul style="list-style-type: none"> Makeup Tests and Targeted Tutoring (All Grades)
February 25, 2022	<ul style="list-style-type: none"> Progress Finals for English / Science (All Grades – 1 hour each)
March 4, 2022	<ul style="list-style-type: none"> Progress Finals for Math / History (All Grades – 1 hour each)
March 11, 2022	<ul style="list-style-type: none"> Progress Finals for Spanish Targeted Remediation English / Math (All Grades – 90 minutes each)
March 12, 2022	<ul style="list-style-type: none"> SAT – Grade 11
March 2022	<ul style="list-style-type: none"> SBAC Testing
March 18, 2022	<ul style="list-style-type: none"> Targeted Remediation History / Math (All Grades – 90 minutes each)

Corporate Office, 16955 Lemon Street, Hesperia, CA 92345. 760.949.2036. www.encorehighschool.com



March 25, 2022	<ul style="list-style-type: none"> • Targeted Remediation English / Science (All Grades – 90 minutes each)
April 1, 2022	<ul style="list-style-type: none"> • Makeup Tests and Targeted Tutoring (All Grades)
April 8, 2022	<ul style="list-style-type: none"> • Academic Field Day – Zombie Apocalypse
April 15, 2022	<ul style="list-style-type: none"> • Progress Finals for English / Science (All Grades – 1 hour each)
April 22, 2022	<ul style="list-style-type: none"> • Progress Finals for Math / History (All Grades – 1 hour each)
April 29, 2022	<ul style="list-style-type: none"> • Progress Finals for Spanish • Targeted Remediation English / Math (All Grades – 90 minutes each)
May 6, 2022	<ul style="list-style-type: none"> • Targeted Remediation History / Math (All Grades – 90 minutes each)
May 13, 2022	<ul style="list-style-type: none"> • Targeted Remediation English / Science (All Grades – 90 minutes each)
May 16-27, 2022	<ul style="list-style-type: none"> • NWEA Spring Benchmarks – Grades 7-12
June 4, 2022	<ul style="list-style-type: none"> • SAT - Grade 11

English/History/Spanish Meeting

Tuesday, September 14, 2021

Attendance: Mr. Parker, Mr. Warren, Mr. Watkins, Ms. Roach, Ms. Urrea, Mr. Waggoner, and Mrs. Dolf

- 1) Mr. Parker, if you can look at our English courses on Edgenuity to see if you feel students will be able to handle this or if they need to take the ESL course that would be great.
- 2) If you want to merge away from Encestudent.com and add your assignments to Google Classroom, I am good with that!
- 3) Please email emergency sub plans to Ramsey by Friday and then pacing can be pushed to next Friday.
- 4) I hope to have more answers from the legal team after we have our meeting about Independent Study. But for right now, students should be logging in and completing their work with you. If they don't log in, they're absent.
- 5) Ms. Urrea, go ahead and keep one T.A. and send the other to Esther. She is aware you have two and can only have one (You pick who you want to keep...that's the great thing about being a teacher!).
- 6) Chad, thank you for the assessment reminder. I will update that Friday list while I'm on a Zoom meeting today!



STAFF IN-SERVICE

Wednesday, September 1, 2021

7:30 am – 8:30 am: Check In (WELCOME BACK!)

- Grab computers and keys in F29
- New Staff to D6 for new computers

8:30 am – 8:45 am (All Staff) F29: Breakfast with Ms. Ashlin and ESG

- Presentation of ESG information

8:45 am - 9:45 am (All Staff) F29: Welcome Back Presentation with Johnny and Denise

9:45 am – 10:15 am Master Calendar with Joelle Schwarck (All Staff) F29

10:15-10:30 Break

10:30 am – 11:00 am Rotation # 1

- **CURRICULUM CAMP** – Academics (Jr. High, Math/Science, and History/English), Counselors, and Instructional Aides with Dolf in F29
- **CLASSROOM MANAGEMENT AND EXPECTATIONS** – SPED, EL, and IS with Waggoner in F30
- **AWESOME TAGS** – Music and Technical Arts and Campus Aides with Hassen in B15
- **TECHNOLOGY** – Visual and Circus/Dance/PE with the IT Department in D12

11:05 am – 11:35 am Rotation # 2

- **TECHNOLOGY** – Academics (Jr. High, Math/Science, and History/English), Counselors, and Instructional Aides with IT in D12
- **CURRICULUM CAMP** – SPED, EL, and IS with Dolf in F29
- **CLASSROOM MANAGEMENT AND EXPECTATIONS** – Music and Technical Arts with Waggoner in F30
- **AWESOME TAGS** – Visual and Circus/Dance/PE with Hassen B15
- Campus Aides to continue their daily duties during this rotation

11:40 am – 12:10 pm Rotation # 3

- **AWESOME TAGS** – Academics (Jr. High, Math/Science, and History/English), Counselors, and Instructional Aides with Hassen B15
- **TECHNOLOGY** – SPED, EL, and IS with the IT Department in D12
- **CURRICULUM CAMP** – Music and Technical Arts with Dolf in F29
- **CLASSROOM MANAGEMENT AND EXPECTATIONS** – Visual and Circus/Dance/PE with Waggoner in F30
- Campus Aides to continue their daily duties during this rotation

12:10 pm -12:50 pm Lunch



12:50 pm – 1:10 pm Rotation # 4

- **CLASSROOM MANAGEMENT AND EXPECTATIONS** – Academics (Jr. High, Math/Science, and History/English), Counselors, and Instructional Aides with Waggoner F30
- **AWESOME TAGS** – SPED, EL, and IS with Hassen in B15
- **TECHNOLOGY** – Music and Technical Arts with the IT Department in D12
- **CURRICULUM CAMP** – Visual and Circus/Dance/PE with Dolf in F29
- Campus Aides to continue their daily duties during this rotation

1:10 pm – 3:30 pm

- Teachers work in classrooms
- SPED Aides to work in SPED
- Instructional Aides to assist teachers in classrooms
- Campus Aides to continue daily duties

JIM BARKDULL/KYLE BARKDULL – TECHNOLOGY – During this presentation, IT will go over how to install the web cams, the specific expectations when it comes to power, plugs, and the spider web of cords that is not allowed on campus. Answer questions on how to operate technology and in person simultaneously. In addition, IT will go over the Do's and Don'ts when it comes to IT.

JAMIE WAGGONER – CLASSROOM MANAGEMENT AND EXPECTATIONS – During this presentation, Mr. Waggoner will present classroom management strategies, classroom expectations, and how to manage a classroom post COVID-19 school closure.

JULIA DOLF – CURRICULUM CAMP – During this rotation, staff will meet in departments and review the board approved curriculum, curriculum maps, pacing, and plans for teaching during the first two weeks of the school year.

JOELLE SCHWARCK – MASTER CALENDAR – During this rotation, Joelle will review how to add the master calendar to your Google Calendar and the do's and don'ts of the master calendar.

RAMSEY HASSEN – AWESOME TAGS – During this presentation, Mr. Hassen will review the Awesome Tag school incentive program, how to implement the program in your classroom, and what positive Tier 1 interventions are imbedded in the program.



Thursday, September 2, 2021

7:30 am - Arrive to campus

7:45 am – 9:00 am All Staff HR Training with Joe Thibodeaux

9:00 am – 12:30 pm Jump Start (All Staff)

- Staff that is not included with Jump Start to work in classrooms
- Small group staff meetings

12:30 pm – 1:15 pm Lunch

1:15 pm – 1:30 pm Staff Liaison with Jamie Waggoner

- All Staff in F 29

1:30 pm – 2:00 pm John Griffin and Emergency Procedures

- All Staff in F 29

2:00 pm – 3:30 pm

- Prepare for tomorrow! THE FIRST DAY!!!
- Work in your classrooms

2:00 pm – 2:30 pm – Department Chair Meeting D12

Joseph Thibodeaux p– HUMAN RESOURCES – Start of the year mandatory HR trainings and procedures.

JAMIE WAGGONER – STAFF LIAISON – The purpose of this meeting is to go over the purpose of the staff liaison and to get to know the staff and open the door for communication. Then, staff will nominate and vote for a staff liaison.

JOHNNY – EMERGENCY PLAN – Evacuation plans and how to implement them.

Math/Science Meeting Notes

September 15, 2021

- 1) Benchmark testing: move on to your lecture/lessons. Students should be done and just test those who are not over to the side of your class. Let's not make school boring for our students.
- 2) I'm not married to Encorestudent.com or Cyber High. You can use those as supplemental materials.
- 3) I have our approved grading percentages and will email those out asap. We have a meeting about grades on Friday as well.
- 4) Honors students. As long as their summer assignment is graded and entered into Aeries by the first quarter, we are good. If students need more time that is fine too. If you notice a student is not honors or AP material, please let myself and the counselors know. We want to ensure our students are successful.
- 5) We approved the IS contract today and will work out the new laws for IS/Distance learning as they were changed last week per the state.
- 6) For those moving from Cyber High to Edgenuity and have an hours course, check to see what topics merge over and you can eliminate those.
- 7) MR HASSEN!!!! THIS ONE'S FOR YOU!!! Do our teachers need a class agreement for their 0 and 9th periods as well?



Projected Proficiency Summary Report

Aggregate by District by Grade

Term Tested: Fall 2021-2022
 District: Encore High School
 Grouping: Ethnicity


Math: Math K-12

Ethnicity: American Indian or Alaska Native

Projected to: **ACT College Readiness** taken in **spring**.

View Linking Study: <https://www.nwea.org/resources/map-college-readiness-benchmarks/>

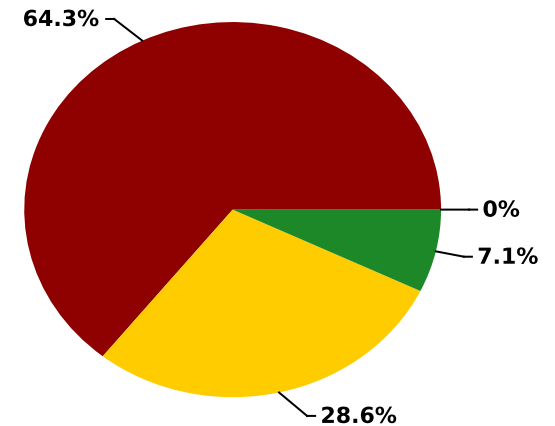
Grade	Student Count	Not On Track		On Track 22		On Track 24	
		Count	Percent	Count	Percent	Count	Percent
7	13	12	92.3%	1	7.7%	0	0.0%
8	10	9	90.0%	1	10.0%	0	0.0%
9	6	6	100.0%	0	0.0%	0	0.0%
10	4	4	100.0%	0	0.0%	0	0.0%
Total	33	31	93.9%	2	6.1%	0	0.0%



Projected to: **CA-Smarter Balanced Assessment Consortia** taken in **spring**.

View Linking Study: <https://www.nwea.org/resources/california-linking-study/>

Grade	Student Count	Not Met		Nearly Met		Met		Exceeded	
		Count	Percent	Count	Percent	Count	Percent	Count	Percent
7	13	6	46.2%	6	46.2%	1	7.7%	0	0.0%
8	10	8	80.0%	1	10.0%	1	10.0%	0	0.0%
11	5	4	80.0%	1	20.0%	0	0.0%	0	0.0%
Total	28	18	64.3%	8	28.6%	2	7.1%	0	0.0%



Explanatory Notes

This report shows students' projected performance on the state assessment(s) based on NWEA alignment/linking studies. Performance categories are defined by the state and are specific to each state. For any state or location that does not have an associated state summative test the NWEA Generic Linking Study is provided.



Projected Proficiency Summary Report

Aggregate by District by Grade

Term Tested: Fall 2021-2022
District: Encore High School
Grouping: Ethnicity

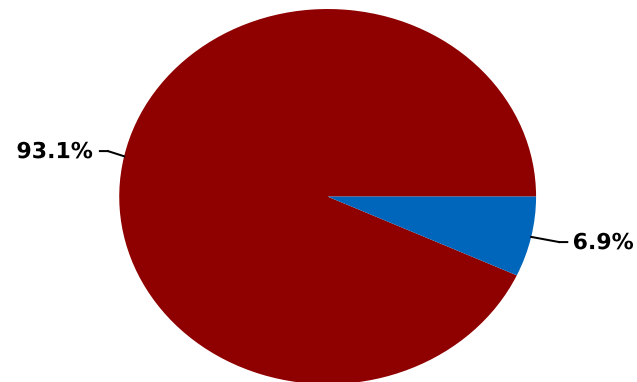
Math: Math K-12

Ethnicity: American Indian or Alaska Native

Projected to: **SAT** taken in **spring**.

View Linking Study: <https://www.nwea.org/resources/map-growth-college-readiness-benchmarks/>

Grade	Student Count	Not On Track		On Track	
		Count	Percent	Count	Percent
7	13	12	92.3%	1	7.7%
8	10	9	90.0%	1	10.0%
9	6	6	100.0%	0	0.0%
Total	29	27	93.1%	2	6.9%



Explanatory Notes

This report shows students' projected performance on the state assessment(s) based on NWEA alignment/linking studies. Performance categories are defined by the state and are specific to each state. For any state or location that does not have an associated state summative test the NWEA Generic Linking Study is provided.

Generated by: Julia Dolf
 10/18/21, 1:52:45 PM

CONFIDENTIALITY NOTICE: This information may be confidential and legally protected from disclosure.
 © NWEA 2021. MAP is a registered trademark. NWEA, MAP Growth and MAP Skills are trademarks of NWEA in the U.S. and in other countries.
 © Copyright 2010. National Governors Association Center for Best Practices and Council of Chief State School Officers. All rights reserved.





Projected Proficiency Summary Report

Aggregate by District by Grade

Term Tested: Fall 2021-2022
District: Encore High School
Grouping: Ethnicity

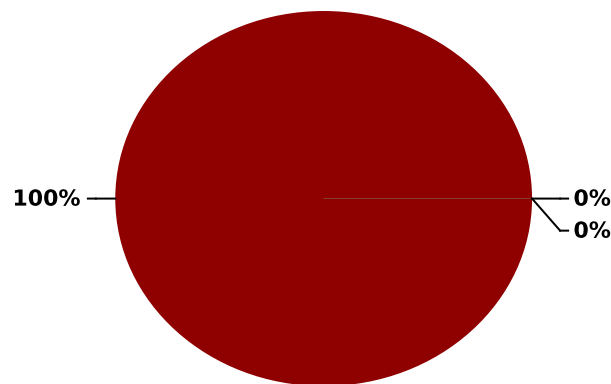
Math: Math K-12

Ethnicity: Asian

Projected to: **ACT College Readiness** taken in **spring**.

View Linking Study: <https://www.nwea.org/resources/map-college-readiness-benchmarks/>

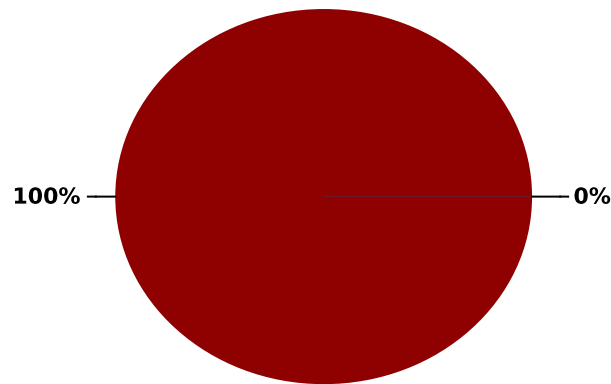
Grade	Student Count	Not On Track		On Track 22		On Track 24	
		Count	Percent	Count	Percent	Count	Percent
9	1	1	100.0%	0	0.0%	0	0.0%
Total	1	1	100.0%	0	0.0%	0	0.0%



Projected to: **SAT** taken in **spring**.

View Linking Study: <https://www.nwea.org/resources/map-growth-college-readiness-benchmarks/>

Grade	Student Count	Not On Track		On Track	
		Count	Percent	Count	Percent
9	1	1	100.0%	0	0.0%
Total	1	1	100.0%	0	0.0%



Explanatory Notes

This report shows students' projected performance on the state assessment(s) based on NWEA alignment/linking studies. Performance categories are defined by the state and are specific to each state. For any state or location that does not have an associated state summative test the NWEA Generic Linking Study is provided.



Projected Proficiency Summary Report

Aggregate by District by Grade

Term Tested: Fall 2021-2022
 District: Encore High School
 Grouping: Ethnicity

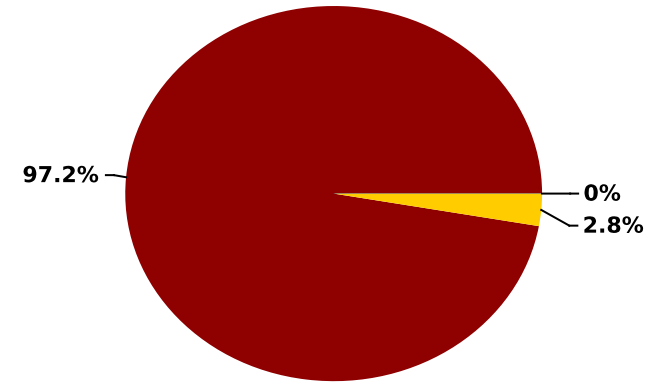
Math: Math K-12

Ethnicity: Black or African American

Projected to: **ACT College Readiness** taken in **spring**.

View Linking Study: <https://www.nwea.org/resources/map-college-readiness-benchmarks/>

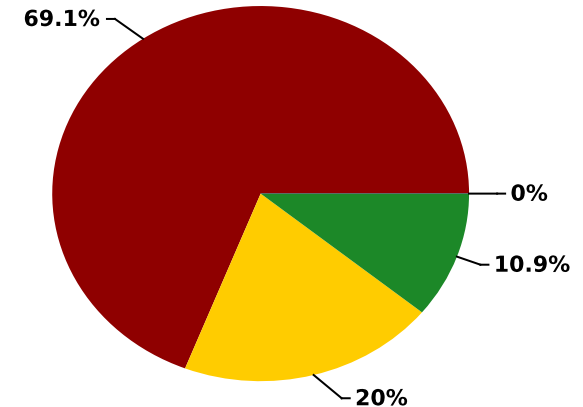
Grade	Student Count	Not On Track		On Track 22		On Track 24	
		Count	Percent	Count	Percent	Count	Percent
7	16	16	100.0%	0	0.0%	0	0.0%
8	23	22	95.7%	1	4.3%	0	0.0%
9	16	16	100.0%	0	0.0%	0	0.0%
10	17	16	94.1%	1	5.9%	0	0.0%
Total	72	70	97.2%	2	2.8%	0	0.0%



Projected to: **CA-Smarter Balanced Assessment Consortia** taken in **spring**.

View Linking Study: <https://www.nwea.org/resources/california-linking-study/>

Grade	Student Count	Not Met		Nearly Met		Met		Exceeded	
		Count	Percent	Count	Percent	Count	Percent	Count	Percent
7	16	13	81.3%	2	12.5%	1	6.3%	0	0.0%
8	23	17	73.9%	5	21.7%	1	4.3%	0	0.0%
11	16	8	50.0%	4	25.0%	4	25.0%	0	0.0%
Total	55	38	69.1%	11	20.0%	6	10.9%	0	0.0%



Explanatory Notes

This report shows students' projected performance on the state assessment(s) based on NWEA alignment/linking studies. Performance categories are defined by the state and are specific to each state. For any state or location that does not have an associated state summative test the NWEA Generic Linking Study is provided.

Generated by: Julia Dolf
 10/18/21, 1:52:45 PM

CONFIDENTIALITY NOTICE: This information may be confidential and legally protected from disclosure.
 © NWEA 2021. MAP is a registered trademark. NWEA, MAP Growth and MAP Skills are trademarks of NWEA in the U.S. and in other countries.
 © Copyright 2010. National Governors Association Center for Best Practices and Council of Chief State School Officers. All rights reserved.



Projected Proficiency Summary Report

Aggregate by District by Grade

Term Tested: Fall 2021-2022
District: Encore High School
Grouping: Ethnicity

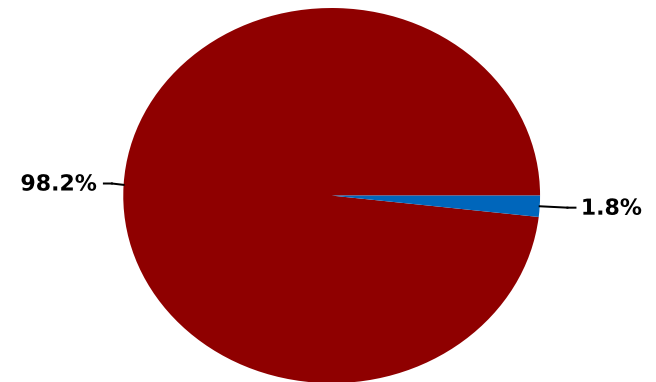
Math: Math K-12

Ethnicity: Black or African American

Projected to: **SAT** taken in **spring**.

View Linking Study: <https://www.nwea.org/resources/map-growth-college-readiness-benchmarks/>

Grade	Student Count	Not On Track		On Track	
		Count	Percent	Count	Percent
7	16	16	100.0%	0	0.0%
8	23	22	95.7%	1	4.3%
9	16	16	100.0%	0	0.0%
Total	55	54	98.2%	1	1.8%



Explanatory Notes

This report shows students' projected performance on the state assessment(s) based on NWEA alignment/linking studies. Performance categories are defined by the state and are specific to each state. For any state or location that does not have an associated state summative test the NWEA Generic Linking Study is provided.

Generated by: Julia Dolf
 10/18/21, 1:52:45 PM

CONFIDENTIALITY NOTICE: This information may be confidential and legally protected from disclosure.
 © NWEA 2021. MAP is a registered trademark. NWEA, MAP Growth and MAP Skills are trademarks of NWEA in the U.S. and in other countries.
 © Copyright 2010. National Governors Association Center for Best Practices and Council of Chief State School Officers. All rights reserved.





Projected Proficiency Summary Report

Aggregate by District by Grade

Term Tested: Fall 2021-2022
District: Encore High School
Grouping: Ethnicity

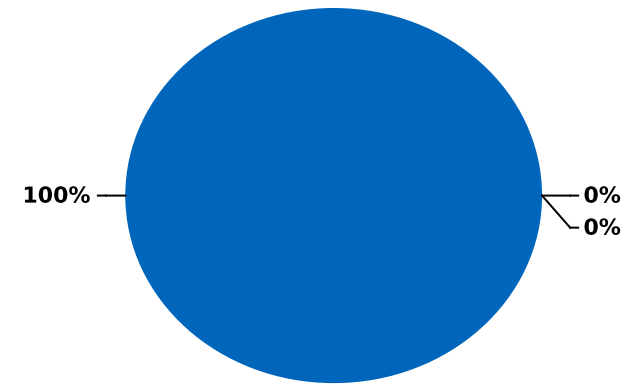
Math: Math K-12

Ethnicity: Chinese

Projected to: **ACT College Readiness** taken in **spring**.

View Linking Study: <https://www.nwea.org/resources/map-college-readiness-benchmarks/>

Grade	Student Count	Not On Track		On Track 22		On Track 24	
		Count	Percent	Count	Percent	Count	Percent
10	1	0	0.0%	0	0.0%	1	100.0%
Total	1	0	0.0%	0	0.0%	1	100.0%



Explanatory Notes

This report shows students' projected performance on the state assessment(s) based on NWEA alignment/linking studies. Performance categories are defined by the state and are specific to each state. For any state or location that does not have an associated state summative test the NWEA Generic Linking Study is provided.

Generated by: Julia Dolf
 10/18/21, 1:52:45 PM

CONFIDENTIALITY NOTICE: This information may be confidential and legally protected from disclosure.
 © NWEA 2021. MAP is a registered trademark. NWEA, MAP Growth and MAP Skills are trademarks of NWEA in the U.S. and in other countries.
 © Copyright 2010. National Governors Association Center for Best Practices and Council of Chief State School Officers. All rights reserved.





Projected Proficiency Summary Report

Aggregate by District by Grade

Term Tested: Fall 2021-2022
 District: Encore High School
 Grouping: Ethnicity

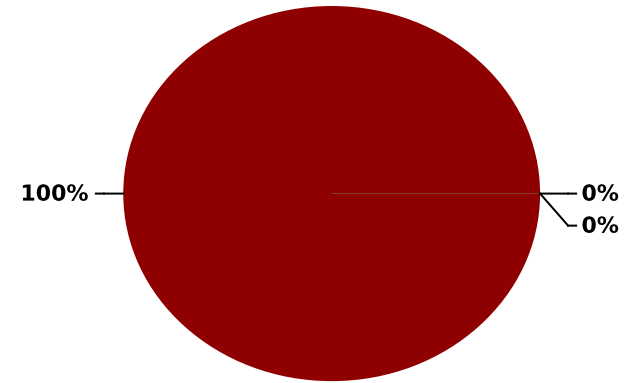
Math: Math K-12

Ethnicity: Filipino

Projected to: **ACT College Readiness** taken in **spring**.

View Linking Study: <https://www.nwea.org/resources/map-college-readiness-benchmarks/>

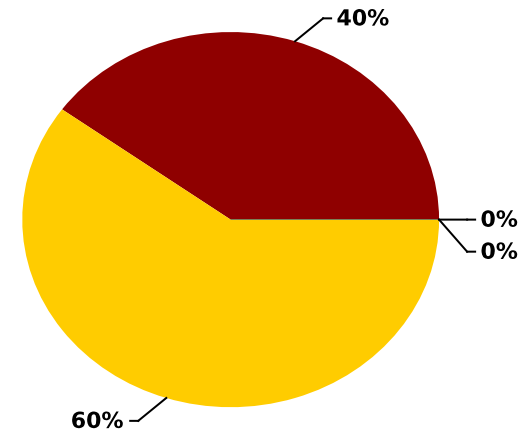
Grade	Student Count	Not On Track		On Track 22		On Track 24	
		Count	Percent	Count	Percent	Count	Percent
7	1	1	100.0%	0	0.0%	0	0.0%
8	2	2	100.0%	0	0.0%	0	0.0%
Total	3	3	100.0%	0	0.0%	0	0.0%



Projected to: **CA-Smarter Balanced Assessment Consortia** taken in **spring**.

View Linking Study: <https://www.nwea.org/resources/california-linking-study/>

Grade	Student Count	Not Met		Nearly Met		Met		Exceeded	
		Count	Percent	Count	Percent	Count	Percent	Count	Percent
7	1	0	0.0%	1	100.0%	0	0.0%	0	0.0%
8	2	2	100.0%	0	0.0%	0	0.0%	0	0.0%
11	2	0	0.0%	2	100.0%	0	0.0%	0	0.0%
Total	5	2	40.0%	3	60.0%	0	0.0%	0	0.0%



Explanatory Notes

This report shows students' projected performance on the state assessment(s) based on NWEA alignment/linking studies. Performance categories are defined by the state and are specific to each state. For any state or location that does not have an associated state summative test the NWEA Generic Linking Study is provided.



Projected Proficiency Summary Report

Aggregate by District by Grade

Term Tested: Fall 2021-2022
District: Encore High School
Grouping: Ethnicity

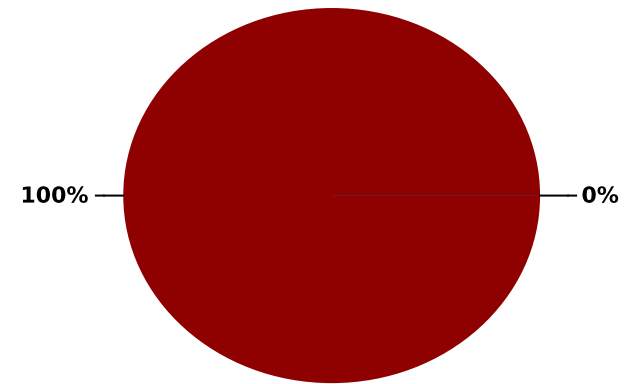
Math: Math K-12

Ethnicity: Filipino

Projected to: **SAT** taken in **spring**.

View Linking Study: <https://www.nwea.org/resources/map-growth-college-readiness-benchmarks/>

Grade	Student Count	Not On Track		On Track	
		Count	Percent	Count	Percent
7	1	1	100.0%	0	0.0%
8	2	2	100.0%	0	0.0%
Total	3	3	100.0%	0	0.0%



Explanatory Notes

This report shows students' projected performance on the state assessment(s) based on NWEA alignment/linking studies. Performance categories are defined by the state and are specific to each state. For any state or location that does not have an associated state summative test the NWEA Generic Linking Study is provided.

Generated by: Julia Dolf
 10/18/21, 1:52:45 PM

CONFIDENTIALITY NOTICE: This information may be confidential and legally protected from disclosure.
 © NWEA 2021. MAP is a registered trademark. NWEA, MAP Growth and MAP Skills are trademarks of NWEA in the U.S. and in other countries.
 © Copyright 2010. National Governors Association Center for Best Practices and Council of Chief State School Officers. All rights reserved.





Projected Proficiency Summary Report

Aggregate by District by Grade

Term Tested: Fall 2021-2022
District: Encore High School
Grouping: Ethnicity

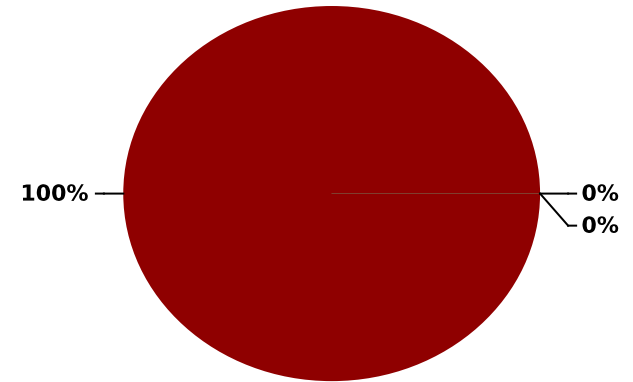
Math: Math K-12

Ethnicity: Japanese

Projected to: **ACT College Readiness** taken in **spring**.

View Linking Study: <https://www.nwea.org/resources/map-college-readiness-benchmarks/>

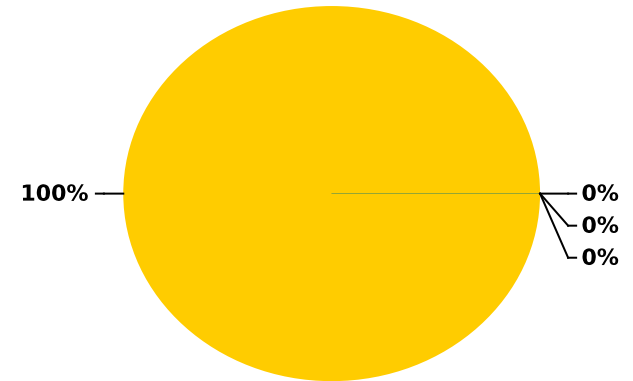
Grade	Student Count	Not On Track		On Track 22		On Track 24	
		Count	Percent	Count	Percent	Count	Percent
8	1	1	100.0%	0	0.0%	0	0.0%
Total	1	1	100.0%	0	0.0%	0	0.0%



Projected to: **CA-Smarter Balanced Assessment Consortia** taken in **spring**.

View Linking Study: <https://www.nwea.org/resources/california-linking-study/>

Grade	Student Count	Not Met		Nearly Met		Met		Exceeded	
		Count	Percent	Count	Percent	Count	Percent	Count	Percent
8	1	0	0.0%	1	100.0%	0	0.0%	0	0.0%
Total	1	0	0.0%	1	100.0%	0	0.0%	0	0.0%



Explanatory Notes

This report shows students' projected performance on the state assessment(s) based on NWEA alignment/linking studies. Performance categories are defined by the state and are specific to each state. For any state or location that does not have an associated state summative test the NWEA Generic Linking Study is provided.



Projected Proficiency Summary Report

Aggregate by District by Grade

Term Tested: Fall 2021-2022
District: Encore High School
Grouping: Ethnicity

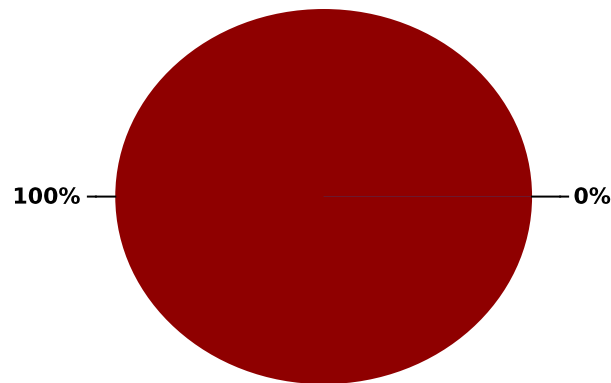
Math: Math K-12

Ethnicity: Japanese

Projected to: **SAT** taken in **spring**.

View Linking Study: <https://www.nwea.org/resources/map-growth-college-readiness-benchmarks/>

Grade	Student Count	Not On Track		On Track	
		Count	Percent	Count	Percent
8	1	1	100.0%	0	0.0%
Total	1	1	100.0%	0	0.0%



Explanatory Notes

This report shows students' projected performance on the state assessment(s) based on NWEA alignment/linking studies. Performance categories are defined by the state and are specific to each state. For any state or location that does not have an associated state summative test the NWEA Generic Linking Study is provided.

Generated by: Julia Dolf
 10/18/21, 1:52:45 PM

CONFIDENTIALITY NOTICE: This information may be confidential and legally protected from disclosure.
 © NWEA 2021. MAP is a registered trademark. NWEA, MAP Growth and MAP Skills are trademarks of NWEA in the U.S. and in other countries.
 © Copyright 2010. National Governors Association Center for Best Practices and Council of Chief State School Officers. All rights reserved.





Projected Proficiency Summary Report

Aggregate by District by Grade

Term Tested: Fall 2021-2022
District: Encore High School
Grouping: Ethnicity

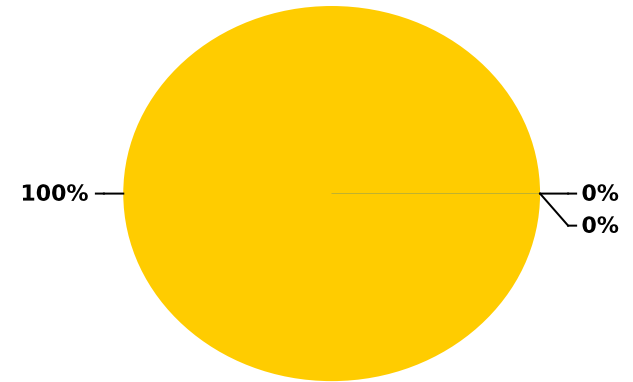
Math: Math K-12

Ethnicity: Korean

Projected to: **ACT College Readiness** taken in **spring**.

View Linking Study: <https://www.nwea.org/resources/map-college-readiness-benchmarks/>


Grade	Student Count	Not On Track		On Track 22		On Track 24	
		Count	Percent	Count	Percent	Count	Percent
9	1	0	0.0%	1	100.0%	0	0.0%
Total	1	0	0.0%	1	100.0%	0	0.0%



Projected to: **SAT** taken in **spring**.

View Linking Study: <https://www.nwea.org/resources/map-growth-college-readiness-benchmarks/>

Grade	Student Count	Not On Track		On Track	
		Count	Percent	Count	Percent
9	1	0	0.0%	1	100.0%
Total	1	0	0.0%	1	100.0%



Explanatory Notes

This report shows students' projected performance on the state assessment(s) based on NWEA alignment/linking studies. Performance categories are defined by the state and are specific to each state. For any state or location that does not have an associated state summative test the NWEA Generic Linking Study is provided.



Projected Proficiency Summary Report

Aggregate by District by Grade

Term Tested: Fall 2021-2022
 District: Encore High School
 Grouping: Ethnicity

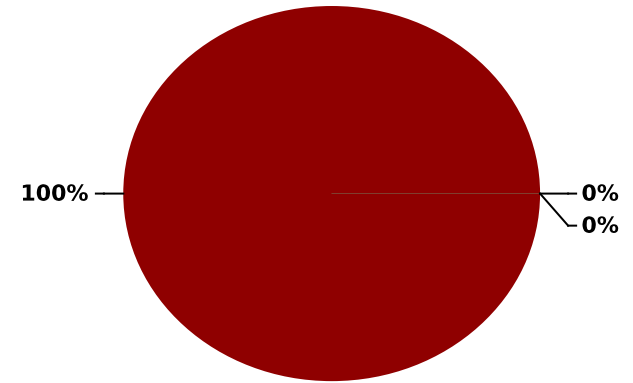
Math: Math K-12

Ethnicity: Laotian

Projected to: **ACT College Readiness** taken in **spring**.

View Linking Study: <https://www.nwea.org/resources/map-college-readiness-benchmarks/>

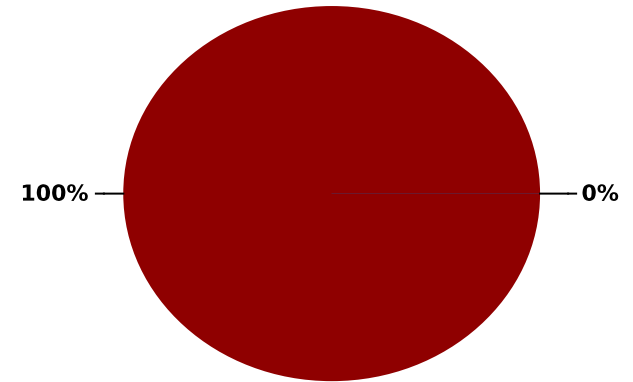
Grade	Student Count	Not On Track		On Track 22		On Track 24	
		Count	Percent	Count	Percent	Count	Percent
9	3	3	100.0%	0	0.0%	0	0.0%
Total	3	3	100.0%	0	0.0%	0	0.0%



Projected to: **SAT** taken in **spring**.

View Linking Study: <https://www.nwea.org/resources/map-growth-college-readiness-benchmarks/>

Grade	Student Count	Not On Track		On Track	
		Count	Percent	Count	Percent
9	3	3	100.0%	0	0.0%
Total	3	3	100.0%	0	0.0%



Explanatory Notes

This report shows students' projected performance on the state assessment(s) based on NWEA alignment/linking studies. Performance categories are defined by the state and are specific to each state. For any state or location that does not have an associated state summative test the NWEA Generic Linking Study is provided.



Projected Proficiency Summary Report

Aggregate by District by Grade

Term Tested: Fall 2021-2022
 District: Encore High School
 Grouping: Ethnicity

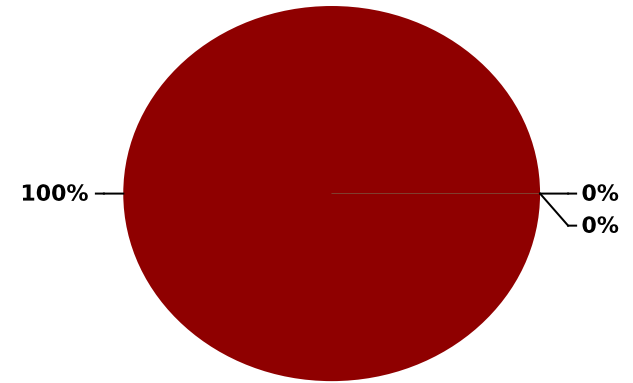
Math: Math K-12

Ethnicity: Native Hawaiian or Other Pacific Islander

Projected to: **ACT College Readiness** taken in **spring**.

View Linking Study: <https://www.nwea.org/resources/map-college-readiness-benchmarks/>

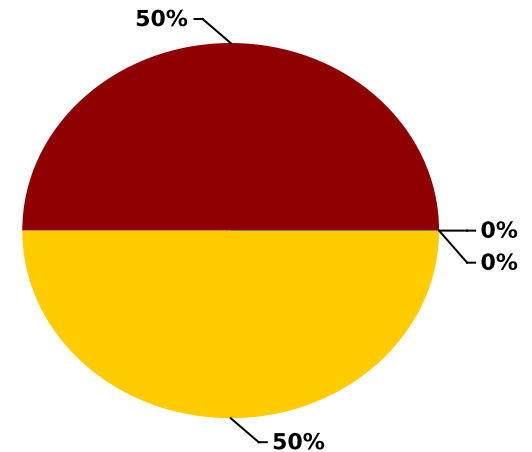
Grade	Student Count	Not On Track		On Track 22		On Track 24	
		Count	Percent	Count	Percent	Count	Percent
7	2	2	100.0%	0	0.0%	0	0.0%
8	2	2	100.0%	0	0.0%	0	0.0%
Total	4	4	100.0%	0	0.0%	0	0.0%



Projected to: **CA-Smarter Balanced Assessment Consortia** taken in **spring**.

View Linking Study: <https://www.nwea.org/resources/california-linking-study/>

Grade	Student Count	Not Met		Nearly Met		Met		Exceeded	
		Count	Percent	Count	Percent	Count	Percent	Count	Percent
7	2	2	100.0%	0	0.0%	0	0.0%	0	0.0%
8	2	0	0.0%	2	100.0%	0	0.0%	0	0.0%
Total	4	2	50.0%	2	50.0%	0	0.0%	0	0.0%



Explanatory Notes

This report shows students' projected performance on the state assessment(s) based on NWEA alignment/linking studies. Performance categories are defined by the state and are specific to each state. For any state or location that does not have an associated state summative test the NWEA Generic Linking Study is provided.



Projected Proficiency Summary Report

Aggregate by District by Grade

Term Tested: Fall 2021-2022
District: Encore High School
Grouping: Ethnicity

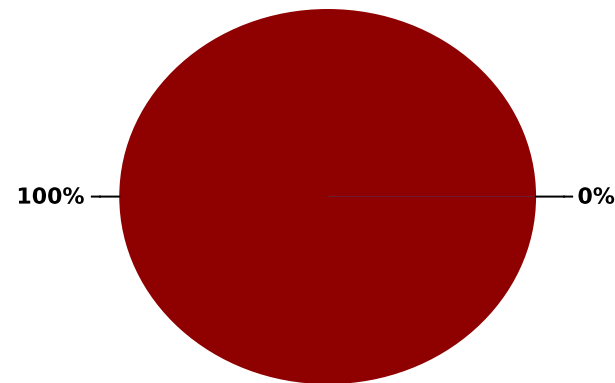
Math: Math K-12

Ethnicity: Native Hawaiian or Other Pacific Islander

Projected to: **SAT** taken in **spring**.

View Linking Study: <https://www.nwea.org/resources/map-growth-college-readiness-benchmarks/>

Grade	Student Count	Not On Track		On Track	
		Count	Percent	Count	Percent
7	2	2	100.0%	0	0.0%
8	2	2	100.0%	0	0.0%
Total	4	4	100.0%	0	0.0%



Explanatory Notes

This report shows students' projected performance on the state assessment(s) based on NWEA alignment/linking studies. Performance categories are defined by the state and are specific to each state. For any state or location that does not have an associated state summative test the NWEA Generic Linking Study is provided.

Generated by: Julia Dolf
 10/18/21, 1:52:45 PM

CONFIDENTIALITY NOTICE: This information may be confidential and legally protected from disclosure.
 © NWEA 2021. MAP is a registered trademark. NWEA, MAP Growth and MAP Skills are trademarks of NWEA in the U.S. and in other countries.
 © Copyright 2010. National Governors Association Center for Best Practices and Council of Chief State School Officers. All rights reserved.





Projected Proficiency Summary Report

Aggregate by District by Grade

Term Tested:
District:
Grouping:

Fall 2021-2022
Encore High School
Ethnicity

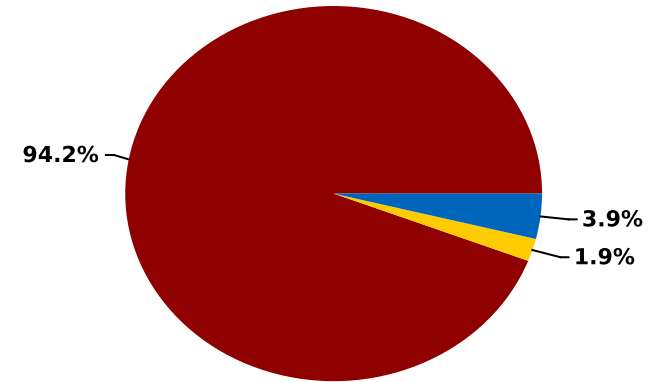
Math: Math K-12

Ethnicity: White

Projected to: **ACT College Readiness** taken in **spring**.

View Linking Study: <https://www.nwea.org/resources/map-college-readiness-benchmarks/>

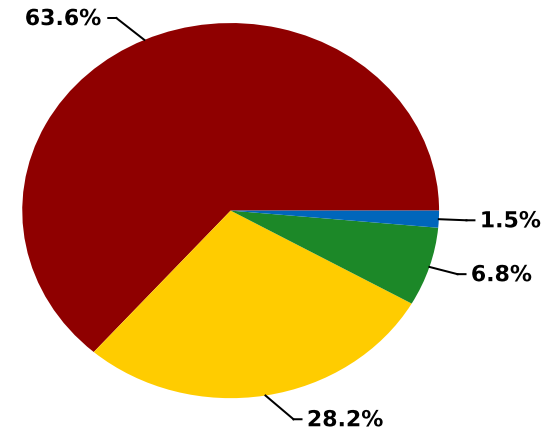
Grade	Student Count	Not On Track		On Track 22		On Track 24	
		Count	Percent	Count	Percent	Count	Percent
7	54	54	100.0%	0	0.0%	0	0.0%
8	89	86	96.6%	1	1.1%	2	2.2%
9	43	42	97.7%	1	2.3%	0	0.0%
10	71	60	84.5%	3	4.2%	8	11.3%
Total	257	242	94.2%	5	1.9%	10	3.9%



Projected to: **CA-Smarter Balanced Assessment Consortia** taken in **spring**.

View Linking Study: <https://www.nwea.org/resources/california-linking-study/>

Grade	Student Count	Not Met		Nearly Met		Met		Exceeded	
		Count	Percent	Count	Percent	Count	Percent	Count	Percent
7	54	27	50.0%	23	42.6%	4	7.4%	0	0.0%
8	89	60	67.4%	21	23.6%	6	6.7%	2	2.2%
11	63	44	69.8%	14	22.2%	4	6.3%	1	1.6%
Total	206	131	63.6%	58	28.2%	14	6.8%	3	1.5%



Explanatory Notes

This report shows students' projected performance on the state assessment(s) based on NWEA alignment/linking studies. Performance categories are defined by the state and are specific to each state. For any state or location that does not have an associated state summative test the NWEA Generic Linking Study is provided.

Generated by: Julia Dolf
10/18/21, 1:52:45 PM

CONFIDENTIALITY NOTICE: This information may be confidential and legally protected from disclosure.
© NWEA 2021. MAP is a registered trademark. NWEA, MAP Growth and MAP Skills are trademarks of NWEA in the U.S. and in other countries.
© Copyright 2010. National Governors Association Center for Best Practices and Council of Chief State School Officers. All rights reserved.



Projected Proficiency Summary Report

Aggregate by District by Grade

Term Tested: Fall 2021-2022
District: Encore High School
Grouping: Ethnicity

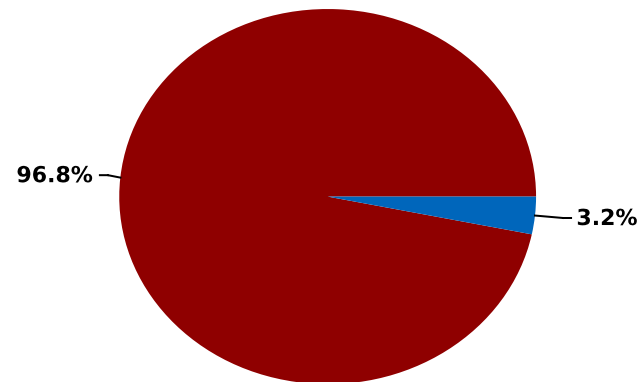
Math: Math K-12

Ethnicity: White

Projected to: **SAT** taken in **spring**.

View Linking Study: <https://www.nwea.org/resources/map-growth-college-readiness-benchmarks/>

Grade	Student Count	Not On Track		On Track	
		Count	Percent	Count	Percent
7	54	53	98.1%	1	1.9%
8	89	85	95.5%	4	4.5%
9	43	42	97.7%	1	2.3%
Total	186	180	96.8%	6	3.2%



Explanatory Notes

This report shows students' projected performance on the state assessment(s) based on NWEA alignment/linking studies. Performance categories are defined by the state and are specific to each state. For any state or location that does not have an associated state summative test the NWEA Generic Linking Study is provided.

Generated by: Julia Dolf
 10/18/21, 1:52:45 PM

CONFIDENTIALITY NOTICE: This information may be confidential and legally protected from disclosure.
 © NWEA 2021. MAP is a registered trademark. NWEA, MAP Growth and MAP Skills are trademarks of NWEA in the U.S. and in other countries.
 © Copyright 2010. National Governors Association Center for Best Practices and Council of Chief State School Officers. All rights reserved.





Projected Proficiency Summary Report

Aggregate by District by Grade

Term Tested:
District:
Grouping:

Fall 2021-2022
Encore High School
Ethnicity

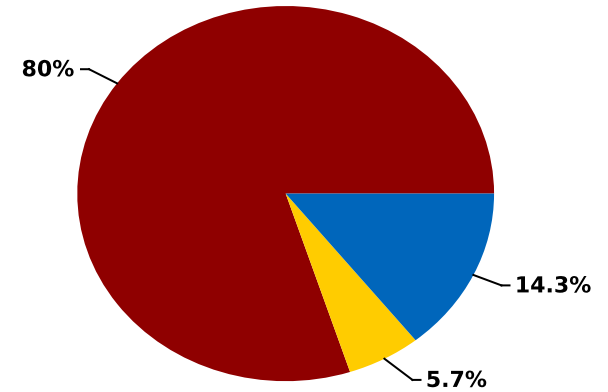
Language Arts: Reading

Ethnicity: American Indian or Alaska Native

Projected to: **ACT College Readiness** taken in **spring**.

View Linking Study: <https://www.nwea.org/resources/map-college-readiness-benchmarks/>

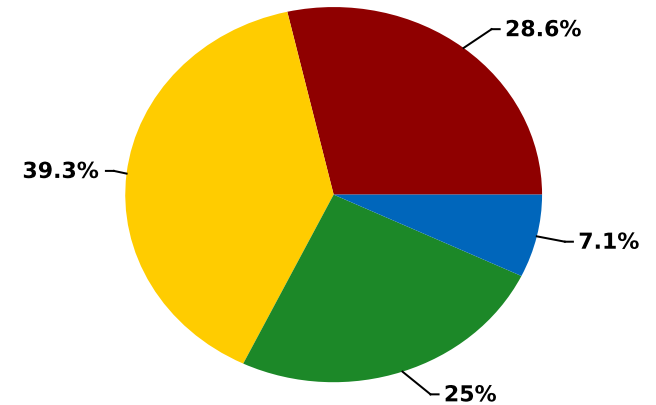
Grade	Student Count	Not On Track		On Track 22		On Track 24	
		Count	Percent	Count	Percent	Count	Percent
7	13	10	76.9%	1	7.7%	2	15.4%
8	11	10	90.9%	0	0.0%	1	9.1%
9	7	6	85.7%	0	0.0%	1	14.3%
10	4	2	50.0%	1	25.0%	1	25.0%
Total	35	28	80.0%	2	5.7%	5	14.3%



Projected to: **CA-Smarter Balanced Assessment Consortia** taken in **spring**.

View Linking Study: <https://www.nwea.org/resources/california-linking-study/>

Grade	Student Count	Not Met		Nearly Met		Met		Exceeded	
		Count	Percent	Count	Percent	Count	Percent	Count	Percent
7	13	1	7.7%	7	53.8%	5	38.5%	0	0.0%
8	11	5	45.5%	4	36.4%	1	9.1%	1	9.1%
11	4	2	50.0%	0	0.0%	1	25.0%	1	25.0%
Total	28	8	28.6%	11	39.3%	7	25.0%	2	7.1%



Explanatory Notes

This report shows students' projected performance on the state assessment(s) based on NWEA alignment/linking studies. Performance categories are defined by the state and are specific to each state. For any state or location that does not have an associated state summative test the NWEA Generic Linking Study is provided.



Projected Proficiency Summary Report

Aggregate by District by Grade

Term Tested: Fall 2021-2022
District: Encore High School
Grouping: Ethnicity

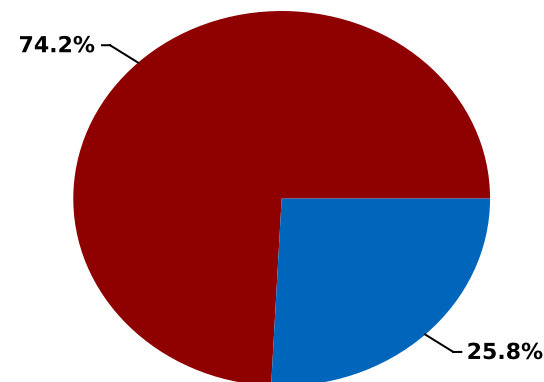
Language Arts: Reading

Ethnicity: American Indian or Alaska Native

Projected to: **SAT** taken in **spring**.

View Linking Study: <https://www.nwea.org/resources/map-growth-college-readiness-benchmarks/>

Grade	Student Count	Not On Track		On Track	
		Count	Percent	Count	Percent
7	13	8	61.5%	5	38.5%
8	11	9	81.8%	2	18.2%
9	7	6	85.7%	1	14.3%
Total	31	23	74.2%	8	25.8%



Explanatory Notes

This report shows students' projected performance on the state assessment(s) based on NWEA alignment/linking studies. Performance categories are defined by the state and are specific to each state. For any state or location that does not have an associated state summative test the NWEA Generic Linking Study is provided.

Generated by: Julia Dolf
 10/18/21, 1:52:45 PM

CONFIDENTIALITY NOTICE: This information may be confidential and legally protected from disclosure.
 © NWEA 2021. MAP is a registered trademark. NWEA, MAP Growth and MAP Skills are trademarks of NWEA in the U.S. and in other countries.
 © Copyright 2010. National Governors Association Center for Best Practices and Council of Chief State School Officers. All rights reserved.





Projected Proficiency Summary Report

Aggregate by District by Grade

Term Tested: Fall 2021-2022
District: Encore High School
Grouping: Ethnicity

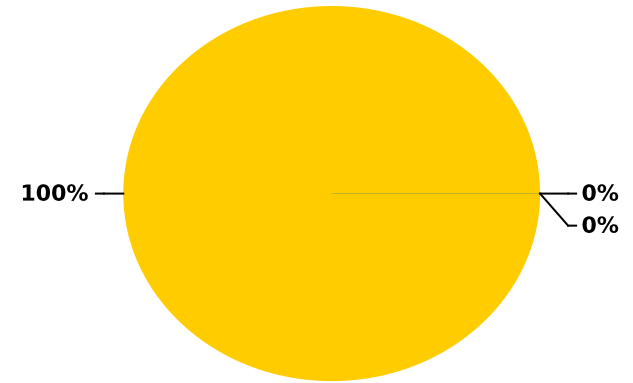
Language Arts: Reading

Ethnicity: Asian

Projected to: **ACT College Readiness** taken in **spring**.

View Linking Study: <https://www.nwea.org/resources/map-college-readiness-benchmarks/>


Grade	Student Count	Not On Track		On Track 22		On Track 24	
		Count	Percent	Count	Percent	Count	Percent
9	1	0	0.0%	1	100.0%	0	0.0%
Total	1	0	0.0%	1	100.0%	0	0.0%



Projected to: **SAT** taken in **spring**.

View Linking Study: <https://www.nwea.org/resources/map-growth-college-readiness-benchmarks/>

Grade	Student Count	Not On Track		On Track	
		Count	Percent	Count	Percent
9	1	0	0.0%	1	100.0%
Total	1	0	0.0%	1	100.0%



Explanatory Notes

This report shows students' projected performance on the state assessment(s) based on NWEA alignment/linking studies. Performance categories are defined by the state and are specific to each state. For any state or location that does not have an associated state summative test the NWEA Generic Linking Study is provided.



Projected Proficiency Summary Report

Aggregate by District by Grade

Term Tested:
District:
Grouping:

Fall 2021-2022
Encore High School
Ethnicity

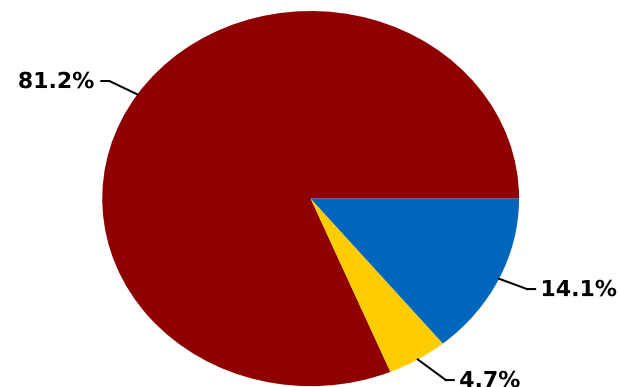
Language Arts: Reading

Ethnicity: Black or African American

Projected to: **ACT College Readiness** taken in **spring**.

View Linking Study: <https://www.nwea.org/resources/map-college-readiness-benchmarks/>

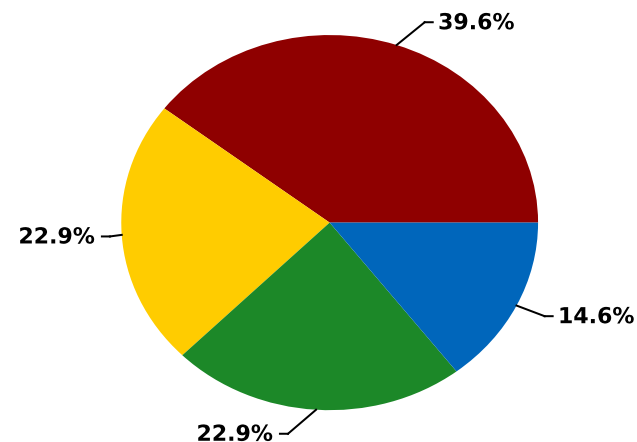
Grade	Student Count	Not On Track		On Track 22		On Track 24	
		Count	Percent	Count	Percent	Count	Percent
7	13	11	84.6%	0	0.0%	2	15.4%
8	20	17	85.0%	2	10.0%	1	5.0%
9	10	8	80.0%	0	0.0%	2	20.0%
10	21	16	76.2%	1	4.8%	4	19.0%
Total	64	52	81.3%	3	4.7%	9	14.1%



Projected to: **CA-Smarter Balanced Assessment Consortia** taken in **spring**.

View Linking Study: <https://www.nwea.org/resources/california-linking-study/>

Grade	Student Count	Not Met		Nearly Met		Met		Exceeded	
		Count	Percent	Count	Percent	Count	Percent	Count	Percent
7	13	6	46.2%	2	15.4%	3	23.1%	2	15.4%
8	20	12	60.0%	4	20.0%	4	20.0%	0	0.0%
11	15	1	6.7%	5	33.3%	4	26.7%	5	33.3%
Total	48	19	39.6%	11	22.9%	11	22.9%	7	14.6%



Explanatory Notes

This report shows students' projected performance on the state assessment(s) based on NWEA alignment/linking studies. Performance categories are defined by the state and are specific to each state. For any state or location that does not have an associated state summative test the NWEA Generic Linking Study is provided.



Projected Proficiency Summary Report

Aggregate by District by Grade

Term Tested: Fall 2021-2022
District: Encore High School
Grouping: Ethnicity

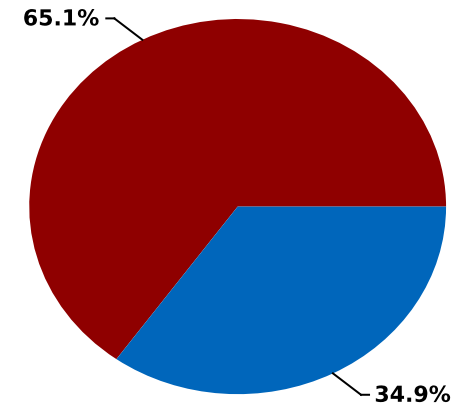
Language Arts: Reading

Ethnicity: Black or African American

Projected to: **SAT** taken in **spring**.

View Linking Study: <https://www.nwea.org/resources/map-growth-college-readiness-benchmarks/>

Grade	Student Count	Not On Track		On Track	
		Count	Percent	Count	Percent
7	13	8	61.5%	5	38.5%
8	20	14	70.0%	6	30.0%
9	10	6	60.0%	4	40.0%
Total	43	28	65.1%	15	34.9%



Explanatory Notes

This report shows students' projected performance on the state assessment(s) based on NWEA alignment/linking studies. Performance categories are defined by the state and are specific to each state. For any state or location that does not have an associated state summative test the NWEA Generic Linking Study is provided.

Generated by: Julia Dolf
 10/18/21, 1:52:45 PM

CONFIDENTIALITY NOTICE: This information may be confidential and legally protected from disclosure.
 © NWEA 2021. MAP is a registered trademark. NWEA, MAP Growth and MAP Skills are trademarks of NWEA in the U.S. and in other countries.
 © Copyright 2010. National Governors Association Center for Best Practices and Council of Chief State School Officers. All rights reserved.





Projected Proficiency Summary Report

Aggregate by District by Grade

Term Tested: Fall 2021-2022
District: Encore High School
Grouping: Ethnicity

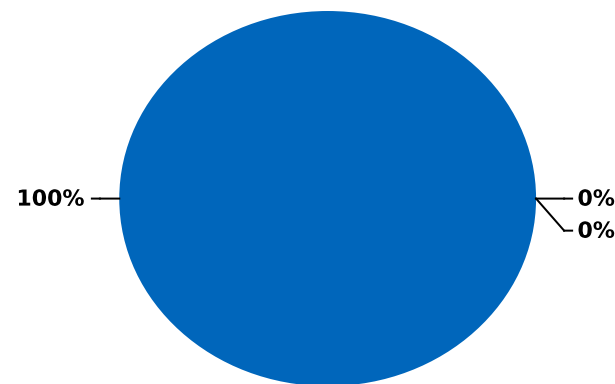
Language Arts: Reading

Ethnicity: Chinese

Projected to: **ACT College Readiness** taken in **spring**.

View Linking Study: <https://www.nwea.org/resources/map-college-readiness-benchmarks/>

Grade	Student Count	Not On Track		On Track 22		On Track 24	
		Count	Percent	Count	Percent	Count	Percent
10	1	0	0.0%	0	0.0%	1	100.0%
Total	1	0	0.0%	0	0.0%	1	100.0%



Explanatory Notes

This report shows students' projected performance on the state assessment(s) based on NWEA alignment/linking studies. Performance categories are defined by the state and are specific to each state. For any state or location that does not have an associated state summative test the NWEA Generic Linking Study is provided.

Generated by: Julia Dolf
 10/18/21, 1:52:45 PM

CONFIDENTIALITY NOTICE: This information may be confidential and legally protected from disclosure.
 © NWEA 2021. MAP is a registered trademark. NWEA, MAP Growth and MAP Skills are trademarks of NWEA in the U.S. and in other countries.
 © Copyright 2010. National Governors Association Center for Best Practices and Council of Chief State School Officers. All rights reserved.





Projected Proficiency Summary Report

Aggregate by District by Grade

Term Tested: Fall 2021-2022
 District: Encore High School
 Grouping: Ethnicity

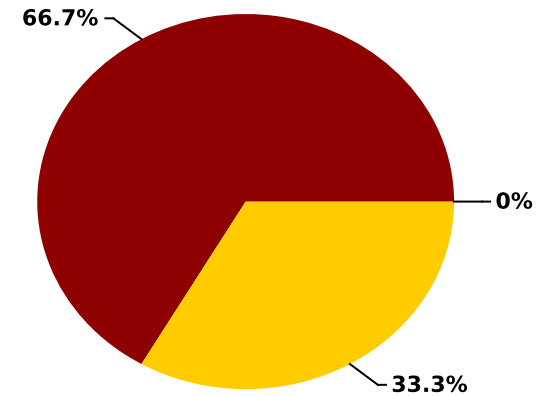
Language Arts: Reading

Ethnicity: Filipino

Projected to: **ACT College Readiness** taken in **spring**.

View Linking Study: <https://www.nwea.org/resources/map-college-readiness-benchmarks/>

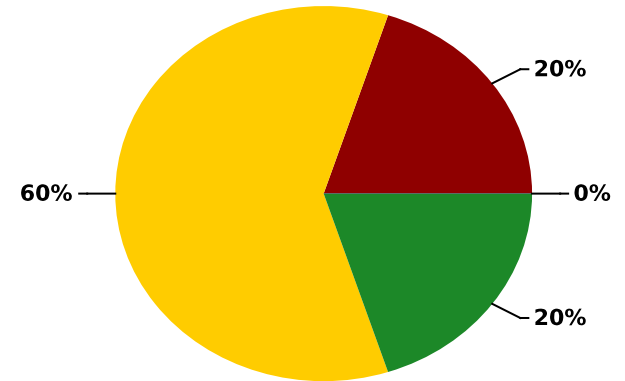
Grade	Student Count	Not On Track		On Track 22		On Track 24	
		Count	Percent	Count	Percent	Count	Percent
7	1	1	100.0%	0	0.0%	0	0.0%
8	2	1	50.0%	1	50.0%	0	0.0%
Total	3	2	66.7%	1	33.3%	0	0.0%



Projected to: **CA-Smarter Balanced Assessment Consortia** taken in **spring**.

View Linking Study: <https://www.nwea.org/resources/california-linking-study/>

Grade	Student Count	Not Met		Nearly Met		Met		Exceeded	
		Count	Percent	Count	Percent	Count	Percent	Count	Percent
7	1	0	0.0%	1	100.0%	0	0.0%	0	0.0%
8	2	0	0.0%	1	50.0%	1	50.0%	0	0.0%
11	2	1	50.0%	1	50.0%	0	0.0%	0	0.0%
Total	5	1	20.0%	3	60.0%	1	20.0%	0	0.0%



Explanatory Notes

This report shows students' projected performance on the state assessment(s) based on NWEA alignment/linking studies. Performance categories are defined by the state and are specific to each state. For any state or location that does not have an associated state summative test the NWEA Generic Linking Study is provided.



Projected Proficiency Summary Report

Aggregate by District by Grade

Term Tested: Fall 2021-2022
District: Encore High School
Grouping: Ethnicity

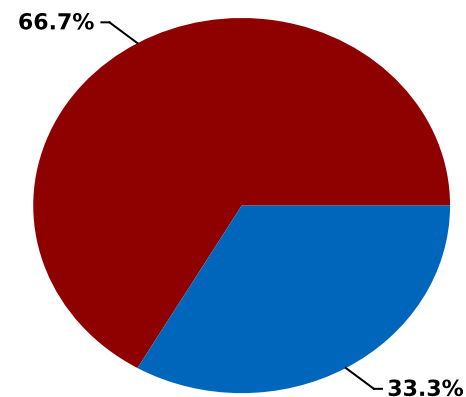
Language Arts: Reading

Ethnicity: Filipino

Projected to: **SAT** taken in **spring**.

View Linking Study: <https://www.nwea.org/resources/map-growth-college-readiness-benchmarks/>

Grade	Student Count	Not On Track		On Track	
		Count	Percent	Count	Percent
7	1	1	100.0%	0	0.0%
8	2	1	50.0%	1	50.0%
Total	3	2	66.7%	1	33.3%



Explanatory Notes

This report shows students' projected performance on the state assessment(s) based on NWEA alignment/linking studies. Performance categories are defined by the state and are specific to each state. For any state or location that does not have an associated state summative test the NWEA Generic Linking Study is provided.

Generated by: Julia Dolf
 10/18/21, 1:52:45 PM

CONFIDENTIALITY NOTICE: This information may be confidential and legally protected from disclosure.
 © NWEA 2021. MAP is a registered trademark. NWEA, MAP Growth and MAP Skills are trademarks of NWEA in the U.S. and in other countries.
 © Copyright 2010. National Governors Association Center for Best Practices and Council of Chief State School Officers. All rights reserved.





Projected Proficiency Summary Report

Aggregate by District by Grade

Term Tested: Fall 2021-2022
 District: Encore High School
 Grouping: Ethnicity

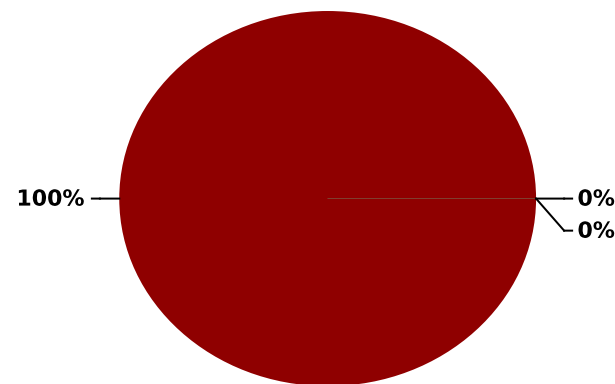
Language Arts: Reading

Ethnicity: Japanese

Projected to: **ACT College Readiness** taken in **spring**.

View Linking Study: <https://www.nwea.org/resources/map-college-readiness-benchmarks/>

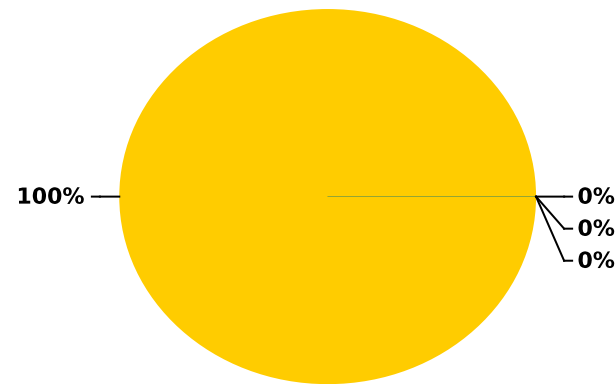
Grade	Student Count	Not On Track		On Track 22		On Track 24	
		Count	Percent	Count	Percent	Count	Percent
8	1	1	100.0%	0	0.0%	0	0.0%
Total	1	1	100.0%	0	0.0%	0	0.0%



Projected to: **CA-Smarter Balanced Assessment Consortia** taken in **spring**.

View Linking Study: <https://www.nwea.org/resources/california-linking-study/>

Grade	Student Count	Not Met		Nearly Met		Met		Exceeded	
		Count	Percent	Count	Percent	Count	Percent	Count	Percent
8	1	0	0.0%	1	100.0%	0	0.0%	0	0.0%
Total	1	0	0.0%	1	100.0%	0	0.0%	0	0.0%



Explanatory Notes

This report shows students' projected performance on the state assessment(s) based on NWEA alignment/linking studies. Performance categories are defined by the state and are specific to each state. For any state or location that does not have an associated state summative test the NWEA Generic Linking Study is provided.



Projected Proficiency Summary Report

Aggregate by District by Grade

Term Tested: Fall 2021-2022
District: Encore High School
Grouping: Ethnicity

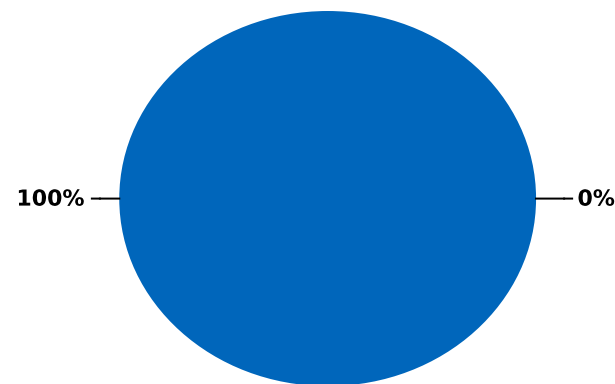
Language Arts: Reading

Ethnicity: Japanese

Projected to: **SAT** taken in **spring**.

View Linking Study: <https://www.nwea.org/resources/map-growth-college-readiness-benchmarks/>

Grade	Student Count	Not On Track		On Track	
		Count	Percent	Count	Percent
8	1	0	0.0%	1	100.0%
Total	1	0	0.0%	1	100.0%



Explanatory Notes

This report shows students' projected performance on the state assessment(s) based on NWEA alignment/linking studies. Performance categories are defined by the state and are specific to each state. For any state or location that does not have an associated state summative test the NWEA Generic Linking Study is provided.

Generated by: Julia Dolf
 10/18/21, 1:52:45 PM

CONFIDENTIALITY NOTICE: This information may be confidential and legally protected from disclosure.
 © NWEA 2021. MAP is a registered trademark. NWEA, MAP Growth and MAP Skills are trademarks of NWEA in the U.S. and in other countries.
 © Copyright 2010. National Governors Association Center for Best Practices and Council of Chief State School Officers. All rights reserved.





Projected Proficiency Summary Report

Aggregate by District by Grade

Term Tested: Fall 2021-2022
District: Encore High School
Grouping: Ethnicity


Language Arts: Reading

Ethnicity: Korean

Projected to: **ACT College Readiness** taken in **spring**.

View Linking Study: <https://www.nwea.org/resources/map-college-readiness-benchmarks/>


Grade	Student Count	Not On Track		On Track 22		On Track 24	
		Count	Percent	Count	Percent	Count	Percent
9	1	0	0.0%	0	0.0%	1	100.0%
Total	1	0	0.0%	0	0.0%	1	100.0%



Projected to: **SAT** taken in **spring**.

View Linking Study: <https://www.nwea.org/resources/map-growth-college-readiness-benchmarks/>

Grade	Student Count	Not On Track		On Track	
		Count	Percent	Count	Percent
9	1	0	0.0%	1	100.0%
Total	1	0	0.0%	1	100.0%



Explanatory Notes

This report shows students' projected performance on the state assessment(s) based on NWEA alignment/linking studies. Performance categories are defined by the state and are specific to each state. For any state or location that does not have an associated state summative test the NWEA Generic Linking Study is provided.



Projected Proficiency Summary Report

Aggregate by District by Grade

Term Tested: Fall 2021-2022
District: Encore High School
Grouping: Ethnicity

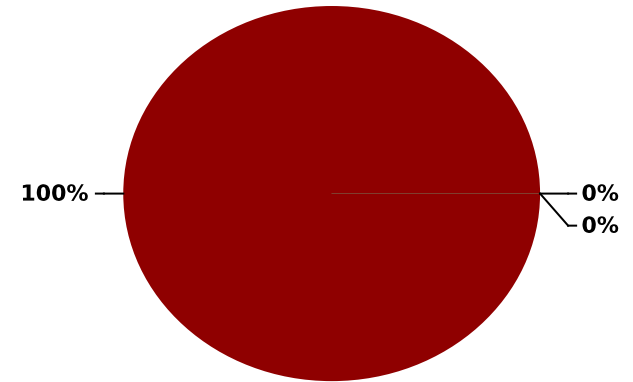
Language Arts: Reading

Ethnicity: Laotian

Projected to: **ACT College Readiness** taken in **spring**.

View Linking Study: <https://www.nwea.org/resources/map-college-readiness-benchmarks/>

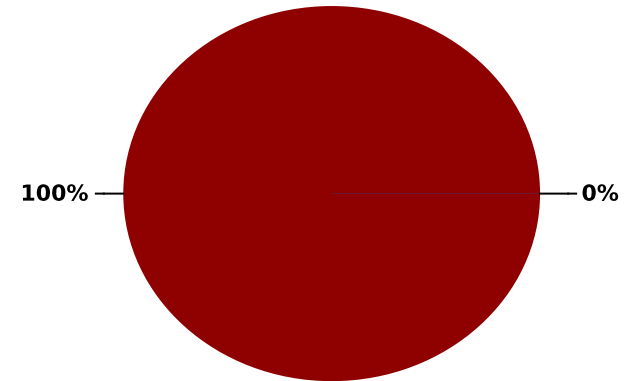
Grade	Student Count	Not On Track		On Track 22		On Track 24	
		Count	Percent	Count	Percent	Count	Percent
9	2	2	100.0%	0	0.0%	0	0.0%
Total	2	2	100.0%	0	0.0%	0	0.0%



Projected to: **SAT** taken in **spring**.

View Linking Study: <https://www.nwea.org/resources/map-growth-college-readiness-benchmarks/>

Grade	Student Count	Not On Track		On Track	
		Count	Percent	Count	Percent
9	2	2	100.0%	0	0.0%
Total	2	2	100.0%	0	0.0%



Explanatory Notes

This report shows students' projected performance on the state assessment(s) based on NWEA alignment/linking studies. Performance categories are defined by the state and are specific to each state. For any state or location that does not have an associated state summative test the NWEA Generic Linking Study is provided.



Projected Proficiency Summary Report

Aggregate by District by Grade

Term Tested:
District:
Grouping:

Fall 2021-2022
Encore High School
Ethnicity

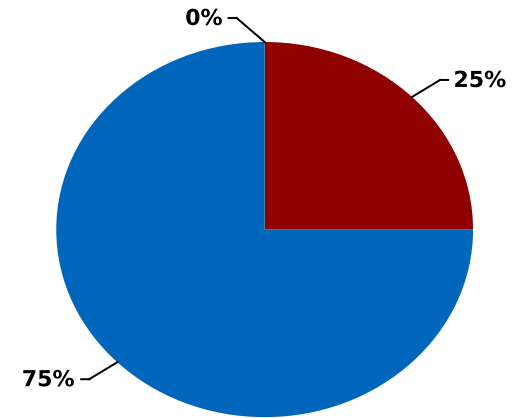
Language Arts: Reading

Ethnicity: Native Hawaiian or Other Pacific Islander

Projected to: **ACT College Readiness** taken in **spring**.

View Linking Study: <https://www.nwea.org/resources/map-college-readiness-benchmarks/>

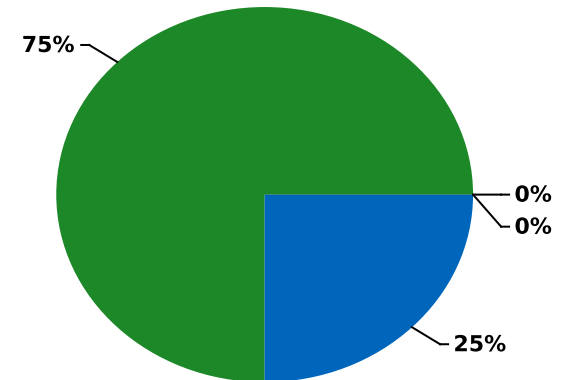
Grade	Student Count	Not On Track		On Track 22		On Track 24	
		Count	Percent	Count	Percent	Count	Percent
7	2	0	0.0%	0	0.0%	2	100.0%
8	2	1	50.0%	0	0.0%	1	50.0%
Total	4	1	25.0%	0	0.0%	3	75.0%



Projected to: **CA-Smarter Balanced Assessment Consortia** taken in **spring**.

View Linking Study: <https://www.nwea.org/resources/california-linking-study/>

Grade	Student Count	Not Met		Nearly Met		Met		Exceeded	
		Count	Percent	Count	Percent	Count	Percent	Count	Percent
7	2	0	0.0%	0	0.0%	2	100.0%	0	0.0%
8	2	0	0.0%	0	0.0%	1	50.0%	1	50.0%
Total	4	0	0.0%	0	0.0%	3	75.0%	1	25.0%



Explanatory Notes

This report shows students' projected performance on the state assessment(s) based on NWEA alignment/linking studies. Performance categories are defined by the state and are specific to each state. For any state or location that does not have an associated state summative test the NWEA Generic Linking Study is provided.



Projected Proficiency Summary Report

Aggregate by District by Grade

Term Tested: Fall 2021-2022
District: Encore High School
Grouping: Ethnicity

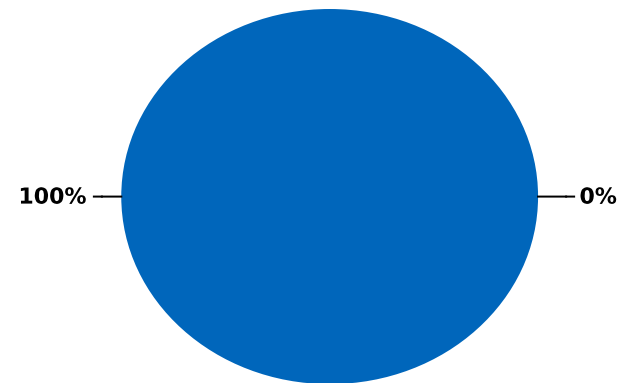
Language Arts: Reading

Ethnicity: Native Hawaiian or Other Pacific Islander

Projected to: **SAT** taken in **spring**.

View Linking Study: <https://www.nwea.org/resources/map-growth-college-readiness-benchmarks/>

Grade	Student Count	Not On Track		On Track	
		Count	Percent	Count	Percent
7	2	0	0.0%	2	100.0%
8	2	0	0.0%	2	100.0%
Total	4	0	0.0%	4	100.0%



Explanatory Notes

This report shows students' projected performance on the state assessment(s) based on NWEA alignment/linking studies. Performance categories are defined by the state and are specific to each state. For any state or location that does not have an associated state summative test the NWEA Generic Linking Study is provided.

Generated by: Julia Dolf
 10/18/21, 1:52:45 PM

CONFIDENTIALITY NOTICE: This information may be confidential and legally protected from disclosure.
 © NWEA 2021. MAP is a registered trademark. NWEA, MAP Growth and MAP Skills are trademarks of NWEA in the U.S. and in other countries.
 © Copyright 2010. National Governors Association Center for Best Practices and Council of Chief State School Officers. All rights reserved.



Projected Proficiency Summary Report

Aggregate by District by Grade

Term Tested: Fall 2021-2022
District: Encore High School
Grouping: Ethnicity

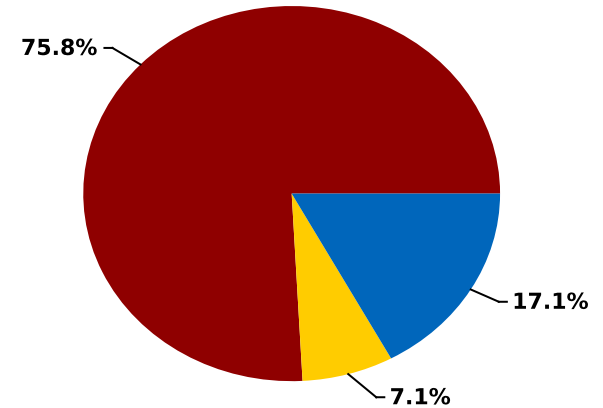
Language Arts: Reading

Ethnicity: White

Projected to: **ACT College Readiness** taken in **spring**.

View Linking Study: <https://www.nwea.org/resources/map-college-readiness-benchmarks/>

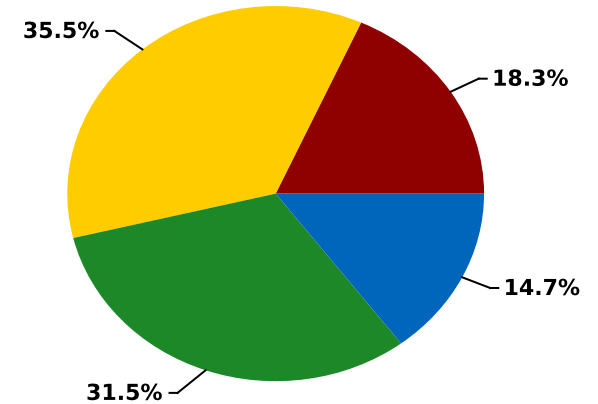
Grade	Student Count	Not On Track		On Track 22		On Track 24	
		Count	Percent	Count	Percent	Count	Percent
7	52	36	69.2%	6	11.5%	10	19.2%
8	82	66	80.5%	6	7.3%	10	12.2%
9	36	31	86.1%	0	0.0%	5	13.9%
10	70	49	70.0%	5	7.1%	16	22.9%
Total	240	182	75.8%	17	7.1%	41	17.1%



Projected to: **CA-Smarter Balanced Assessment Consortia** taken in **spring**.

View Linking Study: <https://www.nwea.org/resources/california-linking-study/>

Grade	Student Count	Not Met		Nearly Met		Met		Exceeded	
		Count	Percent	Count	Percent	Count	Percent	Count	Percent
7	52	9	17.3%	16	30.8%	20	38.5%	7	13.5%
8	82	16	19.5%	39	47.6%	22	26.8%	5	6.1%
11	63	11	17.5%	15	23.8%	20	31.7%	17	27.0%
Total	197	36	18.3%	70	35.5%	62	31.5%	29	14.7%



Explanatory Notes

This report shows students' projected performance on the state assessment(s) based on NWEA alignment/linking studies. Performance categories are defined by the state and are specific to each state. For any state or location that does not have an associated state summative test the NWEA Generic Linking Study is provided.

Generated by: Julia Dolf
 10/18/21, 1:52:45 PM

CONFIDENTIALITY NOTICE: This information may be confidential and legally protected from disclosure.
 © NWEA 2021. MAP is a registered trademark. NWEA, MAP Growth and MAP Skills are trademarks of NWEA in the U.S. and in other countries.
 © Copyright 2010. National Governors Association Center for Best Practices and Council of Chief State School Officers. All rights reserved.





Projected Proficiency Summary Report

Aggregate by District by Grade

Term Tested: Fall 2021-2022
District: Encore High School
Grouping: Ethnicity

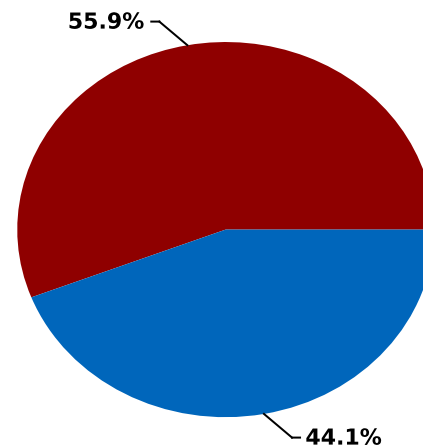
Language Arts: Reading

Ethnicity: White

Projected to: **SAT** taken in **spring**.

View Linking Study: <https://www.nwea.org/resources/map-growth-college-readiness-benchmarks/>

Grade	Student Count	Not On Track		On Track	
		Count	Percent	Count	Percent
7	52	27	51.9%	25	48.1%
8	82	46	56.1%	36	43.9%
9	36	22	61.1%	14	38.9%
Total	170	95	55.9%	75	44.1%



Explanatory Notes

This report shows students' projected performance on the state assessment(s) based on NWEA alignment/linking studies. Performance categories are defined by the state and are specific to each state. For any state or location that does not have an associated state summative test the NWEA Generic Linking Study is provided.

Generated by: Julia Dolf
 10/18/21, 1:52:45 PM

CONFIDENTIALITY NOTICE: This information may be confidential and legally protected from disclosure.
 © NWEA 2021. MAP is a registered trademark. NWEA, MAP Growth and MAP Skills are trademarks of NWEA in the U.S. and in other countries.
 © Copyright 2010. National Governors Association Center for Best Practices and Council of Chief State School Officers. All rights reserved.





Projected Proficiency Summary Report

Aggregate by District by Grade

Term Tested:
District:
Grouping:

Fall 2021-2022
Encore High School
Gender

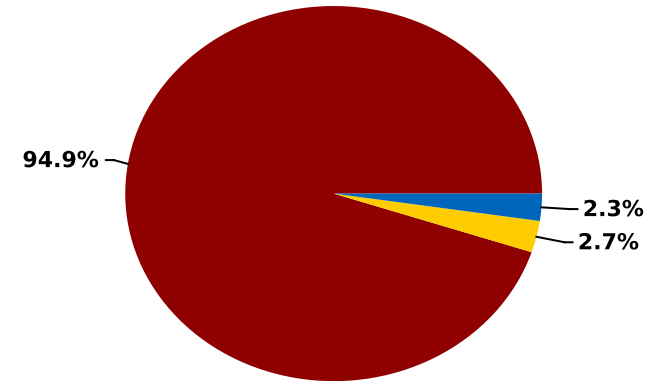
Math: Math K-12

Gender: Female

Projected to: **ACT College Readiness** taken in **spring**.

View Linking Study: <https://www.nwea.org/resources/map-college-readiness-benchmarks/>

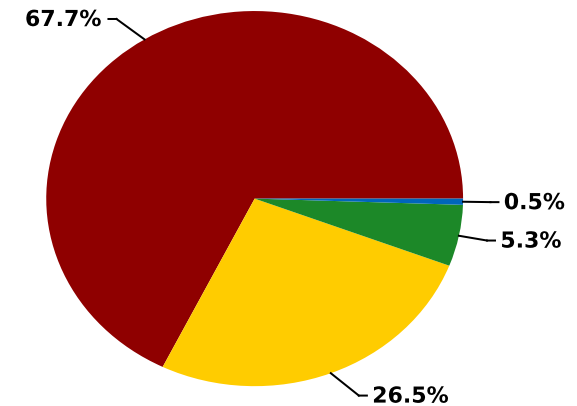
Grade	Student Count	Not On Track		On Track 22		On Track 24	
		Count	Percent	Count	Percent	Count	Percent
7	50	49	98.0%	1	2.0%	0	0.0%
8	88	87	98.9%	1	1.1%	0	0.0%
9	44	42	95.5%	2	4.5%	0	0.0%
10	75	66	88.0%	3	4.0%	6	8.0%
Total	257	244	94.9%	7	2.7%	6	2.3%



Projected to: **CA-Smarter Balanced Assessment Consortia** taken in **spring**.

View Linking Study: <https://www.nwea.org/resources/california-linking-study/>

Grade	Student Count	Not Met		Nearly Met		Met		Exceeded	
		Count	Percent	Count	Percent	Count	Percent	Count	Percent
7	50	28	56.0%	19	38.0%	3	6.0%	0	0.0%
8	88	61	69.3%	23	26.1%	4	4.5%	0	0.0%
11	51	39	76.5%	8	15.7%	3	5.9%	1	2.0%
Total	189	128	67.7%	50	26.5%	10	5.3%	1	0.5%



Explanatory Notes

This report shows students' projected performance on the state assessment(s) based on NWEA alignment/linking studies. Performance categories are defined by the state and are specific to each state. For any state or location that does not have an associated state summative test the NWEA Generic Linking Study is provided.

Generated by: Julia Dolf
10/18/21, 1:52:23 PM

CONFIDENTIALITY NOTICE: This information may be confidential and legally protected from disclosure.
© NWEA 2021. MAP is a registered trademark. NWEA, MAP Growth and MAP Skills are trademarks of NWEA in the U.S. and in other countries.
© Copyright 2010. National Governors Association Center for Best Practices and Council of Chief State School Officers. All rights reserved.



Projected Proficiency Summary Report

Aggregate by District by Grade

Term Tested:
District:
Grouping:

Fall 2021-2022
Encore High School
Gender

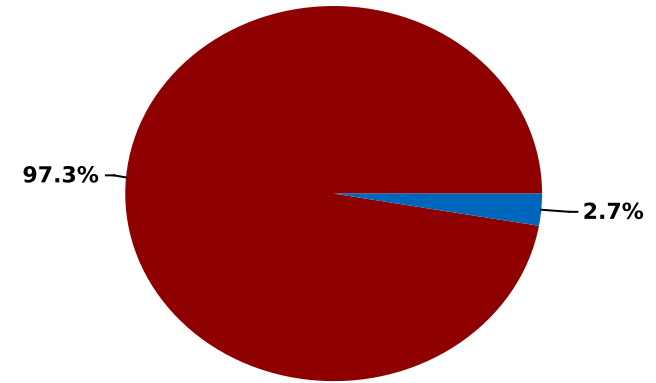
Math: Math K-12

Gender: Female

Projected to: **SAT** taken in **spring**.

View Linking Study: <https://www.nwea.org/resources/map-growth-college-readiness-benchmarks/>

Grade	Student Count	Not On Track		On Track	
		Count	Percent	Count	Percent
7	50	49	98.0%	1	2.0%
8	88	86	97.7%	2	2.3%
9	44	42	95.5%	2	4.5%
Total	182	177	97.3%	5	2.7%

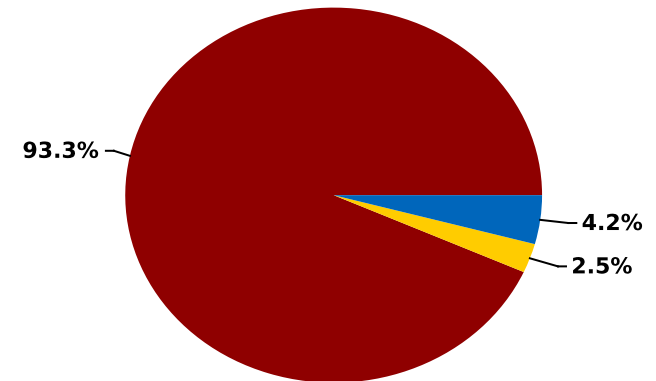


Gender: Male

Projected to: **ACT College Readiness** taken in **spring**.

View Linking Study: <https://www.nwea.org/resources/map-college-readiness-benchmarks/>

Grade	Student Count	Not On Track		On Track 22		On Track 24	
		Count	Percent	Count	Percent	Count	Percent
7	36	36	100.0%	0	0.0%	0	0.0%
8	39	35	89.7%	2	5.1%	2	5.1%
9	26	26	100.0%	0	0.0%	0	0.0%
10	18	14	77.8%	1	5.6%	3	16.7%
Total	119	111	93.3%	3	2.5%	5	4.2%



Explanatory Notes

This report shows students' projected performance on the state assessment(s) based on NWEA alignment/linking studies. Performance categories are defined by the state and are specific to each state. For any state or location that does not have an associated state summative test the NWEA Generic Linking Study is provided.

Generated by: Julia Dolf
10/18/21, 1:52:23 PM

CONFIDENTIALITY NOTICE: This information may be confidential and legally protected from disclosure.
© NWEA 2021. MAP is a registered trademark. NWEA, MAP Growth and MAP Skills are trademarks of NWEA in the U.S. and in other countries.
© Copyright 2010. National Governors Association Center for Best Practices and Council of Chief State School Officers. All rights reserved.



Projected Proficiency Summary Report

Aggregate by District by Grade

Term Tested:
District:
Grouping:

Fall 2021-2022
Encore High School
Gender

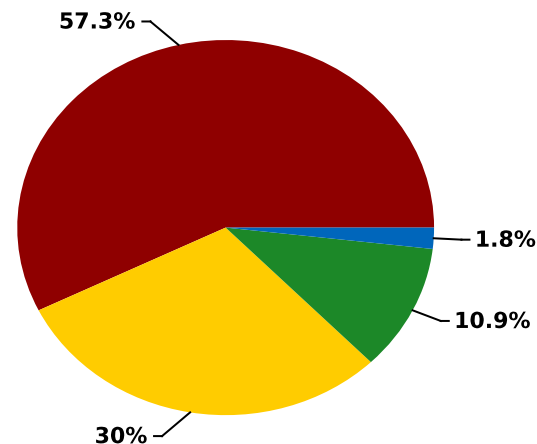
Math: Math K-12

Gender: Male

Projected to: **CA-Smarter Balanced Assessment Consortia** taken in **spring**.

View Linking Study: <https://www.nwea.org/resources/california-linking-study/>

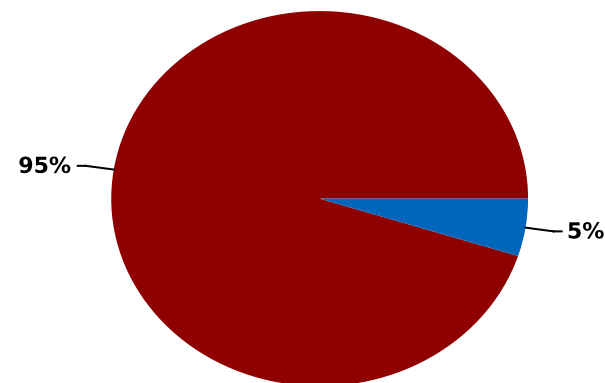
Grade	Student Count	Not Met		Nearly Met		Met		Exceeded	
		Count	Percent	Count	Percent	Count	Percent	Count	Percent
7	36	20	55.6%	13	36.1%	3	8.3%	0	0.0%
8	39	26	66.7%	7	17.9%	4	10.3%	2	5.1%
11	35	17	48.6%	13	37.1%	5	14.3%	0	0.0%
Total	110	63	57.3%	33	30.0%	12	10.9%	2	1.8%



Projected to: **SAT** taken in **spring**.

View Linking Study: <https://www.nwea.org/resources/map-growth-college-readiness-benchmarks/>

Grade	Student Count	Not On Track		On Track	
		Count	Percent	Count	Percent
7	36	35	97.2%	1	2.8%
8	39	35	89.7%	4	10.3%
9	26	26	100.0%	0	0.0%
Total	101	96	95.0%	5	5.0%



Explanatory Notes

This report shows students' projected performance on the state assessment(s) based on NWEA alignment/linking studies. Performance categories are defined by the state and are specific to each state. For any state or location that does not have an associated state summative test the NWEA Generic Linking Study is provided.



Projected Proficiency Summary Report

Aggregate by District by Grade

Term Tested:
District:
Grouping:

Fall 2021-2022
Encore High School
Gender

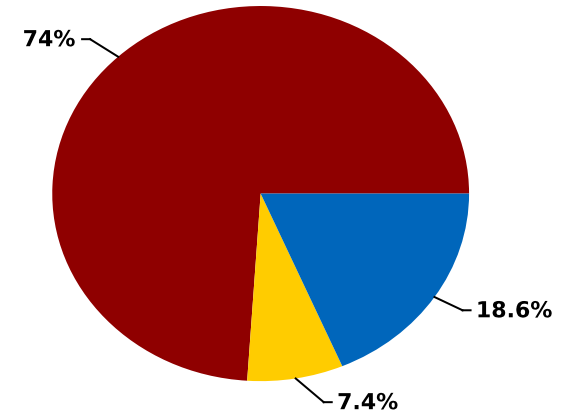
Language Arts: Reading

Gender: Female

Projected to: **ACT College Readiness** taken in **spring**.

View Linking Study: <https://www.nwea.org/resources/map-college-readiness-benchmarks/>

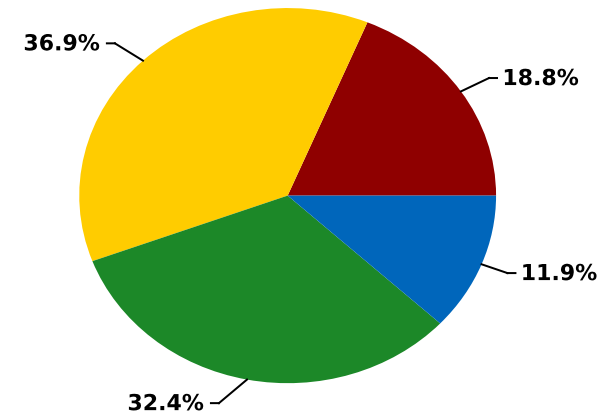
Grade	Student Count	Not On Track		On Track 22		On Track 24	
		Count	Percent	Count	Percent	Count	Percent
7	47	32	68.1%	4	8.5%	11	23.4%
8	84	68	81.0%	7	8.3%	9	10.7%
9	37	30	81.1%	0	0.0%	7	18.9%
10	74	49	66.2%	7	9.5%	18	24.3%
Total	242	179	74.0%	18	7.4%	45	18.6%



Projected to: **CA-Smarter Balanced Assessment Consortia** taken in **spring**.

View Linking Study: <https://www.nwea.org/resources/california-linking-study/>

Grade	Student Count	Not Met		Nearly Met		Met		Exceeded	
		Count	Percent	Count	Percent	Count	Percent	Count	Percent
7	47	7	14.9%	14	29.8%	21	44.7%	5	10.6%
8	84	18	21.4%	39	46.4%	22	26.2%	5	6.0%
11	45	8	17.8%	12	26.7%	14	31.1%	11	24.4%
Total	176	33	18.8%	65	36.9%	57	32.4%	21	11.9%



Explanatory Notes

This report shows students' projected performance on the state assessment(s) based on NWEA alignment/linking studies. Performance categories are defined by the state and are specific to each state. For any state or location that does not have an associated state summative test the NWEA Generic Linking Study is provided.



Projected Proficiency Summary Report

Aggregate by District by Grade

Term Tested:
District:
Grouping:

Fall 2021-2022
Encore High School
Gender

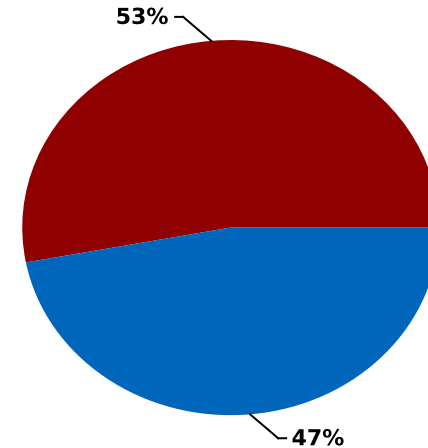
Language Arts: Reading

Gender: Female

Projected to: **SAT** taken in **spring**.

View Linking Study: <https://www.nwea.org/resources/map-growth-college-readiness-benchmarks/>

Grade	Student Count	Not On Track		On Track	
		Count	Percent	Count	Percent
7	47	22	46.8%	25	53.2%
8	84	47	56.0%	37	44.0%
9	37	20	54.1%	17	45.9%
Total	168	89	53.0%	79	47.0%

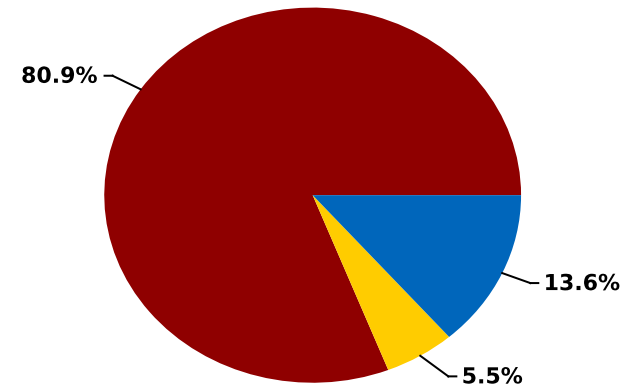


Gender: Male

Projected to: **ACT College Readiness** taken in **spring**.

View Linking Study: <https://www.nwea.org/resources/map-college-readiness-benchmarks/>

Grade	Student Count	Not On Track		On Track 22		On Track 24	
		Count	Percent	Count	Percent	Count	Percent
7	34	26	76.5%	3	8.8%	5	14.7%
8	34	28	82.4%	2	5.9%	4	11.8%
9	20	17	85.0%	1	5.0%	2	10.0%
10	22	18	81.8%	0	0.0%	4	18.2%
Total	110	89	80.9%	6	5.5%	15	13.6%



Explanatory Notes

This report shows students' projected performance on the state assessment(s) based on NWEA alignment/linking studies. Performance categories are defined by the state and are specific to each state. For any state or location that does not have an associated state summative test the NWEA Generic Linking Study is provided.



Projected Proficiency Summary Report

Aggregate by District by Grade

Term Tested:
District:
Grouping:

Fall 2021-2022
Encore High School
Gender

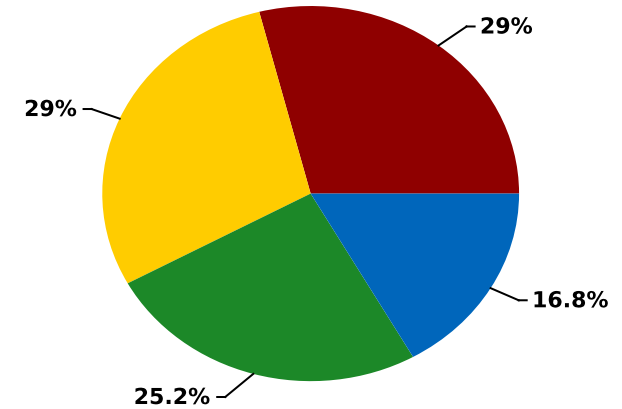
Language Arts: Reading

Gender: Male

Projected to: **CA-Smarter Balanced Assessment Consortia** taken in **spring**.

View Linking Study: <https://www.nwea.org/resources/california-linking-study/>

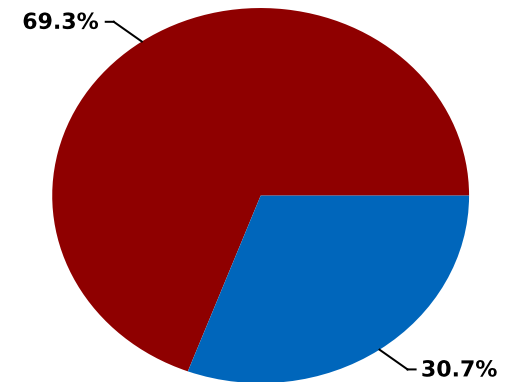
Grade	Student Count	Not Met		Nearly Met		Met		Exceeded	
		Count	Percent	Count	Percent	Count	Percent	Count	Percent
7	34	9	26.5%	12	35.3%	9	26.5%	4	11.8%
8	34	15	44.1%	10	29.4%	7	20.6%	2	5.9%
11	39	7	17.9%	9	23.1%	11	28.2%	12	30.8%
Total	107	31	29.0%	31	29.0%	27	25.2%	18	16.8%



Projected to: **SAT** taken in **spring**.

View Linking Study: <https://www.nwea.org/resources/map-growth-college-readiness-benchmarks/>

Grade	Student Count	Not On Track		On Track	
		Count	Percent	Count	Percent
7	34	22	64.7%	12	35.3%
8	34	23	67.6%	11	32.4%
9	20	16	80.0%	4	20.0%
Total	88	61	69.3%	27	30.7%



Explanatory Notes

This report shows students' projected performance on the state assessment(s) based on NWEA alignment/linking studies. Performance categories are defined by the state and are specific to each state. For any state or location that does not have an associated state summative test the NWEA Generic Linking Study is provided.



Projected Proficiency Summary Report

Aggregate by District by Grade

Term Tested:
District:
Grouping:

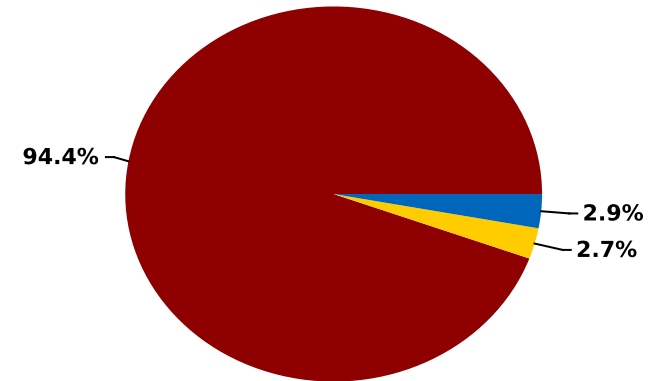
Fall 2021-2022
Encore High School
None

Math: Math K-12

Projected to: **ACT College Readiness** taken in **spring**.

View Linking Study: <https://www.nwea.org/resources/map-college-readiness-benchmarks/>

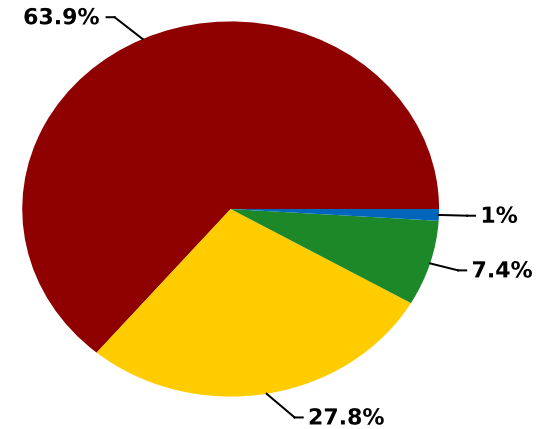
Grade	Student Count	Not On Track		On Track 22		On Track 24	
		Count	Percent	Count	Percent	Count	Percent
7	86	85	98.8%	1	1.2%	0	0.0%
8	127	122	96.1%	3	2.4%	2	1.6%
9	70	68	97.1%	2	2.9%	0	0.0%
10	93	80	86.0%	4	4.3%	9	9.7%
Total	376	355	94.4%	10	2.7%	11	2.9%



Projected to: **CA-Smarter Balanced Assessment Consortia** taken in **spring**.

View Linking Study: <https://www.nwea.org/resources/california-linking-study/>

Grade	Student Count	Not Met		Nearly Met		Met		Exceeded	
		Count	Percent	Count	Percent	Count	Percent	Count	Percent
7	86	48	55.8%	32	37.2%	6	7.0%	0	0.0%
8	127	87	68.5%	30	23.6%	8	6.3%	2	1.6%
11	86	56	65.1%	21	24.4%	8	9.3%	1	1.2%
Total	299	191	63.9%	83	27.8%	22	7.4%	3	1.0%



Explanatory Notes

This report shows students' projected performance on the state assessment(s) based on NWEA alignment/linking studies. Performance categories are defined by the state and are specific to each state. For any state or location that does not have an associated state summative test the NWEA Generic Linking Study is provided.



Projected Proficiency Summary Report

Aggregate by District by Grade

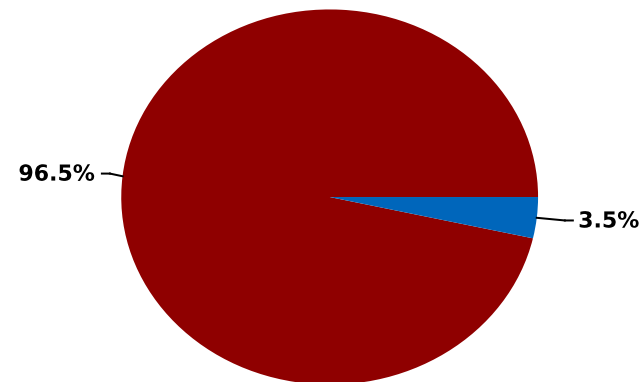
Term Tested: Fall 2021-2022
District: Encore High School
Grouping: None

Math: Math K-12

Projected to: **SAT** taken in **spring**.

View Linking Study: <https://www.nwea.org/resources/map-growth-college-readiness-benchmarks/>

Grade	Student Count	Not On Track		On Track	
		Count	Percent	Count	Percent
7	86	84	97.7%	2	2.3%
8	127	121	95.3%	6	4.7%
9	70	68	97.1%	2	2.9%
Total	283	273	96.5%	10	3.5%



Explanatory Notes

This report shows students' projected performance on the state assessment(s) based on NWEA alignment/linking studies. Performance categories are defined by the state and are specific to each state. For any state or location that does not have an associated state summative test the NWEA Generic Linking Study is provided.

Generated by: Julia Dolf
 10/18/21, 1:51:59 PM

CONFIDENTIALITY NOTICE: This information may be confidential and legally protected from disclosure.
 © NWEA 2021. MAP is a registered trademark. NWEA, MAP Growth and MAP Skills are trademarks of NWEA in the U.S. and in other countries.
 © Copyright 2010. National Governors Association Center for Best Practices and Council of Chief State School Officers. All rights reserved.





Projected Proficiency Summary Report

Aggregate by District by Grade

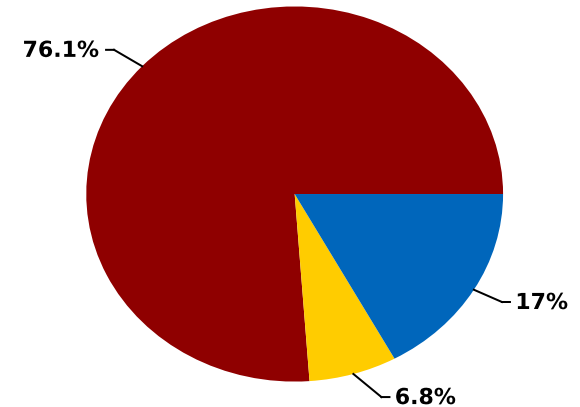
Term Tested: Fall 2021-2022
 District: Encore High School
 Grouping: None

Language Arts: Reading

Projected to: **ACT College Readiness** taken in **spring**.

View Linking Study: <https://www.nwea.org/resources/map-college-readiness-benchmarks/>

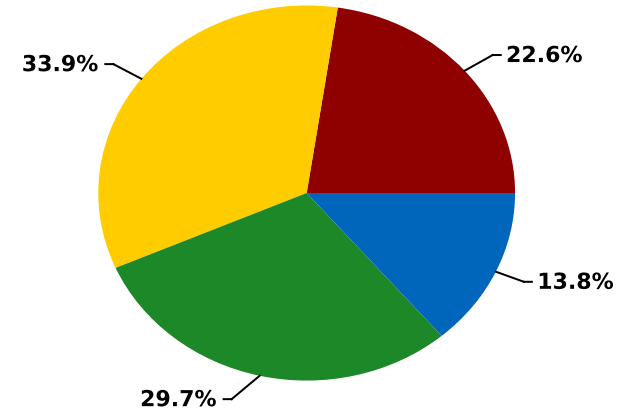
Grade	Student Count	Not On Track		On Track 22		On Track 24	
		Count	Percent	Count	Percent	Count	Percent
7	81	58	71.6%	7	8.6%	16	19.8%
8	118	96	81.4%	9	7.6%	13	11.0%
9	57	47	82.5%	1	1.8%	9	15.8%
10	96	67	69.8%	7	7.3%	22	22.9%
Total	352	268	76.1%	24	6.8%	60	17.0%



Projected to: **CA-Smarter Balanced Assessment Consortia** taken in **spring**.

View Linking Study: <https://www.nwea.org/resources/california-linking-study/>

Grade	Student Count	Not Met		Nearly Met		Met		Exceeded	
		Count	Percent	Count	Percent	Count	Percent	Count	Percent
7	81	16	19.8%	26	32.1%	30	37.0%	9	11.1%
8	118	33	28.0%	49	41.5%	29	24.6%	7	5.9%
11	84	15	17.9%	21	25.0%	25	29.8%	23	27.4%
Total	283	64	22.6%	96	33.9%	84	29.7%	39	13.8%



Explanatory Notes

This report shows students' projected performance on the state assessment(s) based on NWEA alignment/linking studies. Performance categories are defined by the state and are specific to each state. For any state or location that does not have an associated state summative test the NWEA Generic Linking Study is provided.

Generated by: Julia Dolf
 10/18/21, 1:51:59 PM

CONFIDENTIALITY NOTICE: This information may be confidential and legally protected from disclosure.
 © NWEA 2021. MAP is a registered trademark. NWEA, MAP Growth and MAP Skills are trademarks of NWEA in the U.S. and in other countries.
 © Copyright 2010. National Governors Association Center for Best Practices and Council of Chief State School Officers. All rights reserved.



Projected Proficiency Summary Report

Aggregate by District by Grade

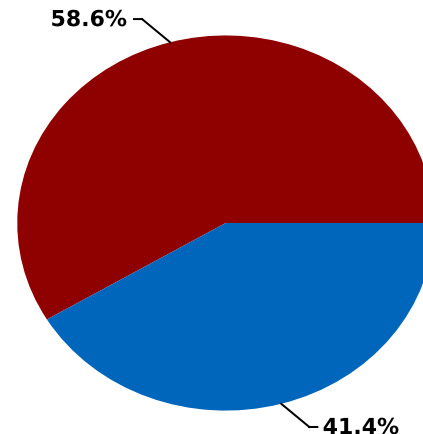
Term Tested: Fall 2021-2022
 District: Encore High School
 Grouping: None

Language Arts: Reading

Projected to: **SAT** taken in **spring**.

View Linking Study: <https://www.nwea.org/resources/map-growth-college-readiness-benchmarks/>

Grade	Student Count	Not On Track		On Track	
		Count	Percent	Count	Percent
7	81	44	54.3%	37	45.7%
8	118	70	59.3%	48	40.7%
9	57	36	63.2%	21	36.8%
Total	256	150	58.6%	106	41.4%



Explanatory Notes

This report shows students' projected performance on the state assessment(s) based on NWEA alignment/linking studies. Performance categories are defined by the state and are specific to each state. For any state or location that does not have an associated state summative test the NWEA Generic Linking Study is provided.

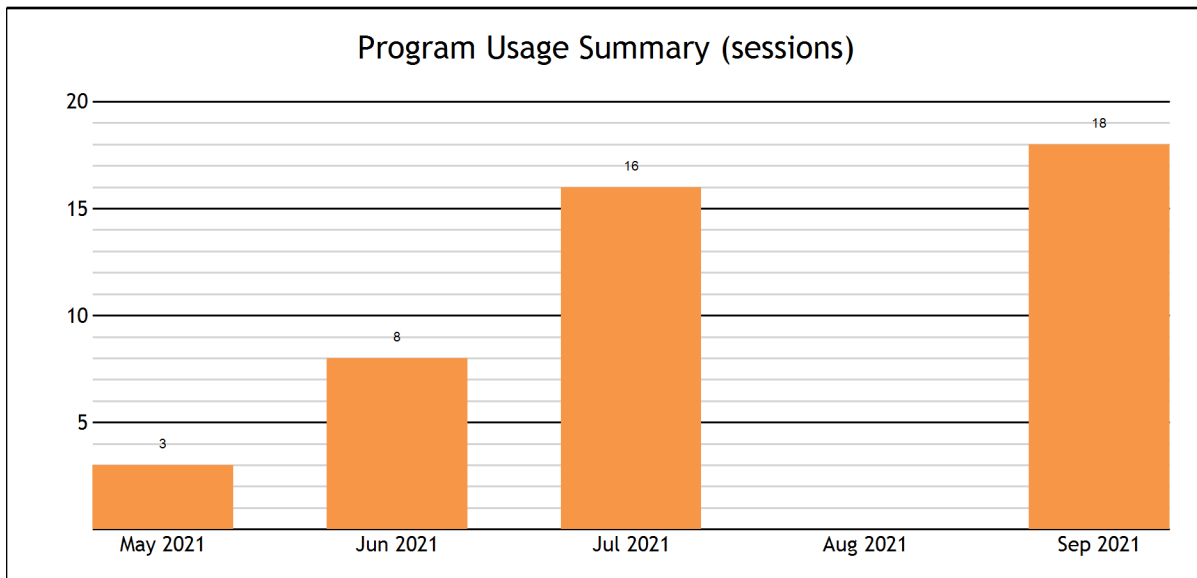
Generated by: Julia Dolf
 10/18/21, 1:51:59 PM

CONFIDENTIALITY NOTICE: This information may be confidential and legally protected from disclosure.
 © NWEA 2021. MAP is a registered trademark. NWEA, MAP Growth and MAP Skills are trademarks of NWEA in the U.S. and in other countries.
 © Copyright 2010. National Governors Association Center for Best Practices and Council of Chief State School Officers. All rights reserved.

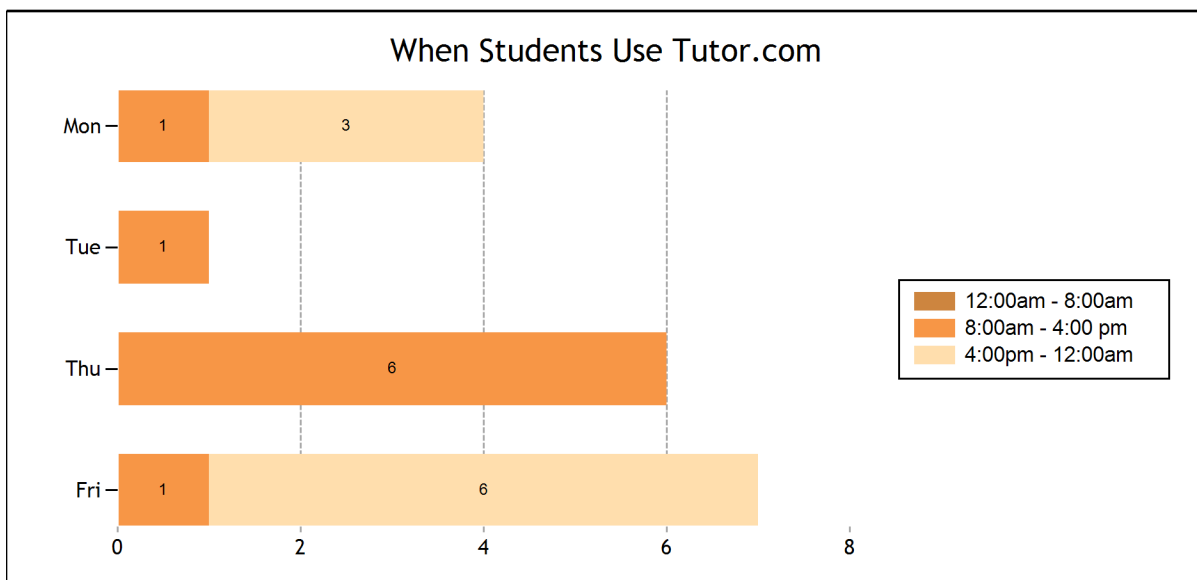


Encore High School for the Arts - September, 2021

The Program Usage Summary shows the total student usage for the entire program. This data shows when during the school year students are reaching out to Tutor.com for help.

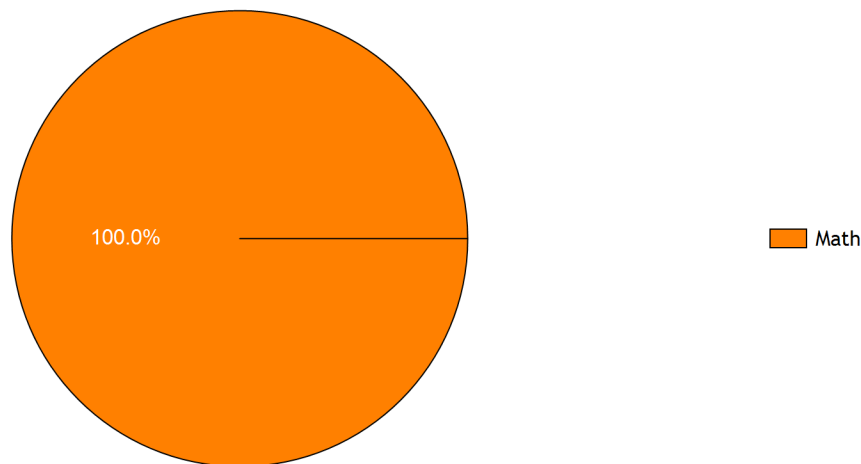


When Students Use Tutor.com indicates the days and hours when students use Tutor.com. This chart can be used to determine if the program is being used within the expected target hours.



The Subject Summary chart indicates the percentage of use by subject. This information provides insight into which subject students are most frequently turning to Tutor.com.

Subject Summary



Session Count by Location shows usage at each location within the program. This count is an indicator of which schools are using Tutor.com most often.

Session Count by Location						
School	May	Jun	Jul	Aug	Sep	Totals
Encore High School for the Arts	3	8	16	0	18	45
Totals	3	8	16	0	18	45

Time on Task by Subject (Hours) is a drill down version of the Subject Summary which details the specific subject in which students are using Tutor.com.

Time on Task by Subject	Total Hours
Math	6.45
Math - Algebra II	6.45

Time on Task By Grade Level	Total Hours
11th	6.45

Student Feedback summarizes student impressions of Tutor.com.

Student Feedback	
Are you glad your organization offers this service?	100%
Would you recommend this service to a friend?	100%
Is this service helping you complete your homework assignments?	100%
Is this service helping you improve your grades?	100%
Is this service helping you be more confident about your school work?	100%

More Student Feedback

Average rating on a scale 1 to 5 4.75

Student Comments includes verbatim comments from students about Tutor.com.

Student Comments

Grade

Glad encore is offering this tutor 11th

I love this!!! 11th

Cover Sheet

Staff Liaison Report

Section: III. Governance
Item: A. Staff Liaison Report
Purpose: Discuss
Submitted by: Jamie Waggoner
Related Material: Staff Laision board report Oct.pdf

BACKGROUND:

Encore High School has a staff elected liaison that makes themselves available to the staff for questions, comments, and concerns throughout the school year. The liaison also meets each semester with the staff and reports monthly to the Encore Board of Directors.

RECOMMENDATION:

There is no action required for this report.



Staff Liaison Report

10/18/2021

Jamie Waggoner

I would not call the start to the new school year totally uneventful when it comes to the staff liaison position position, but I have not had any serious, pressing issues come to me. I have had several staff members drop by to see me for discussion, but it was more of just wanting to discuss what was going on this school year. It has definitely been a year of adaptation and flexibility.

It seems to me that the teaching staff understands most of the issues at hand. Staffing shortages, students being lower on the educational curve than normal, and students having to re develop good study habits are all items that teachers are dealing with presently.

I personally refuse to believe that this is the new normal. If we do not accept it as the new normal, we will be able to make significant progress where it is needed.

Jamie Waggoner
Encore Staff Liaison

Cover Sheet

DOJ Report

Section: III. Governance
Item: B. DOJ Report
Purpose: FYI
Submitted by: Joseph Thibodeaux
Related Material: DOJ Report Joseph Thibodeaux October 2021.pdf

BACKGROUND:

Report outlining background checks from the Department of Justice.

RECOMMENDATION:

There is no action required for this report.



Human Resources:

D.O.J. Reporting – July - September 2021

Completed and Cleared Livescans

35846 - 7/8/2021 - CLEARED
35848 - 8/6/2021 - CLEARED
35851 - 8/10/2021 - CLEARED
35849 - 8/11/2021 - CLEARED
35449 - 8/12/2021 - CLEARED
35864 - 8/13/2021 - CLEARED
35853 - 8/17/2021 - CLEARED
35850 - 8/18/2021 - CLEARED
35847 - 8/18/2021 - CLEARED
35852 - 8/19/2021 - CLEARED
35855 - 8/19/2021 - CLEARED
35854 - 8/24/2021 - CLEARED
35859 - 9/3/2021 - CLEARED
35857 - 9/8/2021 - CLEARED
35856 - 9/8/2021 - CLEARED
35860 - 9/13/2021 - CLEARED
35858 - 9/13/2021 - CLEARED
35862 - 9/20/2021 - CLEARED
35863 - 9/29/2021 - CLEARED

Subsequent Arrest/Disposition Notices

35863 - Misdemeanor, does not affect employee being hired in present position.

Executive Offices, 16955 Lemon Street, Hesperia, CA 92345. 760.949.2036,
www.encorehighschool.com

Cover Sheet

Board Discussion - Acceptance of accrued sick time from former employers

Section: III. Governance
Item: C. Board Discussion - Acceptance of accrued sick time from former employers
Purpose: Discuss
Submitted by: Denise Griffin

BACKGROUND:

It has come to the attention of the Board that a policy may need to be added regarding sick time for employees coming from other districts. This is a discussion of the addition of this policy to get ideas from the board about what option they would like to visit regarding a formal policy.

1. No addition of sick leave from former employers.
2. Addition of sick leave from former employers for the purposes of retirement only.
3. Limits of sick leave from former employers, accepting only an agreed amount of sick leave from previous employers.
4. Addition of sick leave from former employers with a delayed start date for use.

This is a discussion only that will help create board policy for next month's board meeting.

RECOMMENDATION:

This is a discussion only.

Cover Sheet

Discipline Report

Section: IV. Operations
Item: A. Discipline Report
Purpose: FYI
Submitted by: Ramsey Hassen
Related Material: Discipline Data 10-18-21.docx.pdf

BACKGROUND:

Over the course of the school year, Encore's Dean of Students will report to the Encore Board of Directors to discuss events and happenings within their department on campus. This report is for information purposes only.

RECOMMENDATION:

There is no action required for this report.



Board Meeting 10/18/21
 Ramsey Hassen – Asst. Dean of Students

DISCIPLINE DATA FOR SEPTEMBER 2021

ALTERNATE LEARNING CENTER (SEL SESSION AND SEL TRAINING)			
Date	Student ID #	SEL Intervention	# of ALC Days
09/20/2021	11574	SEL - Conflict with peers	1
09/20/2021	11210	SEL - Conflict with Peers	1
09/20/2021	10721	SEL - Conflict with Peers	1
09/21/2021	9518	SEL - Anger Management	1
09/21/2021	11568	SEL - Anger Management	1
09/22/2021	11773	SEL - Boundaries	1
09/23/2021	11507	SEL - School Drama/ Conflict	1
09/23/2021	11439	SEL - School Drama/ Conflict	1
09/24/2021	11656	SEL - School Drama/ Conflict	1
09/27/2021	11744	SEL - Peer Pressure/ Boundaries	1
09/27/2021	11468	SEL - Peer Pressure/ Boundaries	1
09/27/2021	11628	SEL - Peer Pressure/ Boundaries	1
09/27/2021	11650	SEL - Peer Pressure/ Boundaries	1
09/27/2021	11792	SEL - Peer Pressure/ Boundaries	1
09/28/2021	10855	SEL - Dealing with Emotions	1
09/30/2021	11574	SEL - Honesty	1

DISCIPLINE HEARINGS – NONE

SUSPENSIONS – NONE

BEHAVIOR CONTACTS – NONE



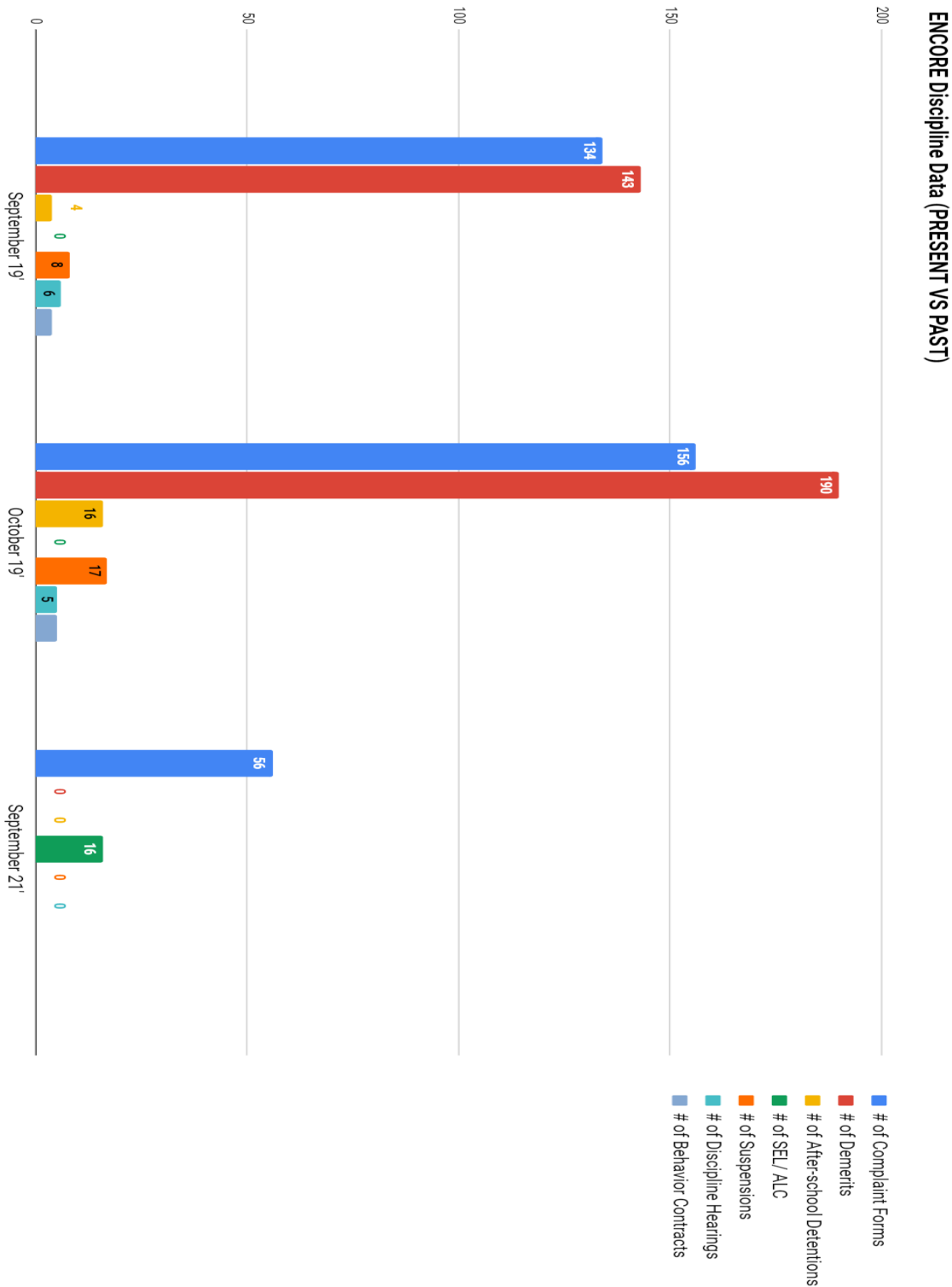
DATA:

CURRENT ENCORE DATA (736 students enrolled)	September 21'
# of Complaint Forms	58
# of Demerits	0
# of After-school Detentions	0
# of SEL	16
# of Suspensions	0
# of Discipline Hearings	0
# of Behavior Contracts	0

Compared to data from 2019 Encore Riverside Campus:

PAST ENCORE DATA (approx. 900 students enrolled)	September 19'	October 19'
# of Complaint Forms	134	156
# of Demerits	143	190
# of After-school Detentions	4	16
# of SEL	0	0
# of Suspensions	8	17
# of Discipline Hearings	6	5
# of Behavior Contracts	4	5

*REFER TO NEXT PAGE FOR GRAPHS THAT COMPARE TO DATA FROM SEPT & OCT OF 2019 SCHOOL YEAR TO PRESENT DATE.



Cover Sheet

Independent Study Policy

Section: V. Development
Item: A. Independent Study Policy
Purpose: Vote
Submitted by: Denise Griffin
Related Material: IS Contract (1).pdf

BACKGROUND:

Updated Independent Study Board Policy based on change to current law.

RECOMMENDATION:

Encore staff recommends approval of this policy.



INDEPENDENT STUDY CONTRACT

LONG TERM CONTRACT

Contacts:	<i>Counselor:</i> Jordan Leverette jleverette@encorehighschool.com	<i>Primary Teacher:</i>	School Phone Number: 760.956.2632
If you are going to be absent for more than 3 days, please contact office 2 weeks in advance. Please use blue or black ink only.			
Name:	Age:	Birth Date:	Grade:
Address	City:	Zip:	Phone:
Duration of Agreement:	Start Date:	End Date:	

School Responsibilities:

- This master agreement is in effect for the ___ semester of the ___21/22___ school year.
- The major objective for the duration of this agreement is to enable the child to keep current with _____ grade studies for the period covered by this agreement.
- This agreement is to enable the child to successfully reach the objectives and complete the assignments identified in the Assignment and Work-Record Form(s) that will be a part of this agreement. With the support of the parent, guardian, or caregiver, the child will submit assignments on or before the due date specified in the Assignment and Work-Record Form(s).
- For Independent Study in grades _____, no more than ___ weeks or ___ school days may elapse between when an assignment is made by the teacher and the date it is due unless an exception is made in accordance to Ed Code 51747.
- Encore High School will provide the teacher services, instructional materials, and other necessary items and resources as specified for each assignment.
- The child will complete, during the term of this agreement, the course work listed below. All course work will be consistent with Encore High School adopted curriculum. The Assignment and Work-Record Form(s) include the course descriptions, objectives, study methods, evaluation methods, and resources covered by this agreement.
- Independent Study is a voluntary optional alternative in which no pupil may be required to participate; a classroom option will always be available to the child. In the case of a pupil who is referred or assigned pursuant to Education Code 48915 or 48917, an alternative classroom has been offered and is available at all times at the school specified above.
- The child’s work will be evaluated by the method specified in the Assignment and Work- Record Form(s).
- The child agrees to meet with or report to the teacher regularly, in accordance with the frequency, date, time, and location specified in the Assignment and Work Record Form(s).

Student Responsibilities:

I understand that:

- Independent Study is a form of education that I have voluntarily chosen and I will continuously have a classroom option available to me should I choose to no longer participate in Independent Study.
- I am entitled to textbooks and supplies, supervision by a certificated teacher, and all the services and resources received by other children enrolled in my grade.
- I have the same rights as other students in my grade at my current school.
- I must follow the discipline code and behavior guidelines of the school, in accordance with school policy.
- If I do not complete 3 consecutive assignments, my incomplete work will result in an evaluation to determine if I should remain in independent study or be immediately returned to a classroom at my last school of enrollment.

I agree to:

- Be supervised by and meet regularly with the assigned Independent Study teacher and/or approved resource personnel responsible for my educational studies as outlined on page one of this agreement.
- Complete my assigned work by its due date, as explained by my teacher or teachers and described in my written assignments.

Parent/Guardian/Caregiver Responsibilities:

- I understand that Independent Study is an optional educational alternative for my child that I have voluntarily selected. I agree to the conditions listed under "Student."
- I also understand that: Learning objectives are consistent with and evaluated in the same manner that they would be if my child were enrolled in a traditional school program at his/her current school.
- If my child has an individualized educational program (IEP), the IEP must specifically provide for his or her enrollment in Independent study.

Corporate Office, 16955 Lemon Street, Hesperia, CA 92345. 760.949.2036. www.encorehighschool.com



INDEPENDENT STUDY CONTRACT

- Unless otherwise indicated, the supervising teacher who signs this agreement will meet with my child on a regular basis as specified on page one of this agreement. The purpose is to direct the child's study and measure progress toward the objectives in this agreement. It is my responsibility to promptly reschedule any appointment missed because of any emergency.
- I am responsible for supervising my child while he or she is completing the assigned work and for ensuring the submission of all completed assignments necessary for evaluation by dates due.
- I am liable for the cost of replacement or repair for willfully damaged books and other school property checked out to my child.
- It is my responsibility to provide any needed transportation for my child's scheduled meetings and any other travel covered by this agreement.
- I have the right to appeal to the school administrator any decision about my child's placement or school program in accordance with the Encore Education Corporation's policies and procedures.

AGREEMENT:

We have read this agreement, including the Assignment and Work Record form(s) and hereby agree to all the conditions set forth within.

- Student _____ Date _____
- Parent/Guardian/Caregiver _____ Date _____
- Independent Study Supervising Teacher _____ Date _____
- Teacher(s) Signature(s) &Date: _____
- _____
- _____



INDEPENDENT STUDY CONTRACT

STUDENT WORK ASSIGNMENT RECORD

Student/Child Name: _____ Grade: _____

Teacher: _____ Date Given _____ Date Due: _____

SCHEDULE FOR REPORTING OR SUBMITTING ASSIGNMENTS TO ASSIGNED TEACHER: The child shall submit assignments to the assigned teacher according to the following schedule:

Frequency: _____ Time: _____ Place: _____ Manner: _____

Incomplete assignments will result in reevaluation of this child’s future independent study placement.

Assignment Start Date: _____ Assignment Due Date: _____

Method of Study: Child reads ___ Answers Questions ___ Completes Assignments ___ Takes Quizzes ___

Other _____

Method of Evaluation: Demonstration of skills ___ Written Test ___ Oral Presentation ___ Minimum performance of 60% ___ Other: _____

List of resources and study materials: _____

I HAVE READ THE TERMS OF THIS AGREEMENT AND HEREBY AGREE TO ALL THE CONDITIONS SET FORTH WITHIN.

STUDENT SIGNATURE: _____ **DATE:** _____ **The**

following section is to be completed by the assigned teacher(s) after pupil completes assignments.

TEACHER	SUBJECT	TEACHER SIGNATURE	DATE	GRADE	DATE COMPLETED	INITIAL

SUPERVISING TEACHER’S EVALUATION/CERTIFICATION My signature below indicates the I, the assigned supervising teacher, have personally evaluated the student’s work, or I have personally reviewed the evaluations made by other certificated Teachers.

Total Number of Independent Study Days Possible	
Total Number of Independent Study Days Not Credited	
Total Number of Independent Study Days Credited	

Supervising Teacher Signature: _____ Date: _____

*Make up(academic) if applicable _____

Cover Sheet

Finance Consent Items

Section: VI. Finance
Item: A. Finance Consent Items
Purpose: Vote
Submitted by: Monica Patel, DMS and Carol Walker, Fiscal Controller
Related Material:

ENC 21-22 -Monthly Payroll Retirement Contributions SRTS, PERS, 403B Oct.pdf
ENCORE September 2021 Warrant Report Summary.pdf
ENCORE September 2021 Warrant Report Details.pdf
Encore DMU Sept 2021.pdf
May Monthly Report 07292021_Redacted JS.pdf
June Financials_Redacted 10.21.21 JS.pdf
July Financials_Redacted 10.21.21 JS.pdf
Jr High Attendance Summaries MO 8.pdf
HS Attendance Summaries MO 8.pdf
10.6.21 Gas Reimbursement J Griffin.pdf

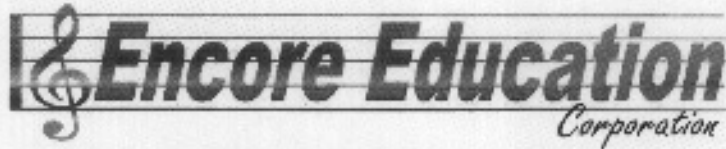
BACKGROUND:

It is recommended that the board considers approving a number of agenda items as a finance consent list. These items can be enacted in one motion without further discussion. Consent items may be called up by any member at the meeting for clarification, discussion, or change. Included in this list:

- STRS payment report, PERS payment report, 403B payment report
- September 2021 Warrant Report Detail and September 2021 Warrant Report Summary for Hesperia
- September 2021 Financial Report
- May, June and July 2021 Student Services Reconciliation Summary
- Jr. High and High School Attendance Reports
- Reimbursements

RECOMMENDATION:

Encore staff recommends approval of these consent items.



**Encore Junior & Senior High School
Employee Reimbursement Form**

Employee Requesting Reimbursement:

Date: 10/5/21
 Name: John Griffin
 Address: 8546 SVL Box
 City, State, Zip: Victorville CA 92395

RECEIVED
OCT 06 2021

Please photo copy original receipt(s) and attach copies to this form. Keep original(s) for your records.

Date	Description	Total Amt
10-1-21	Gas Hylanders Red	69.00
10-1-21	Gas Hylanders Blue & Gray	110.58
10-5-21	Gas Hylanders Black & Gray	120.82
10-5-21	Gas Hylanders Red & Blue	119.38
Grand Total:		419.78

I hereby certify that the above is an accurate accounting of my expenses incurred on behalf of Encore Junior & Senior High School, and I have attached copies of receipts and/or proof of payment.

Employee's Signature: *John Griffin*

OFFICE USE ONLY

APPROVED

DENIED

Administrator Signature: *E. W. [Signature]* Date: 10-6-21

Administrator Signature: _____ Date: _____



Requisition #

PLACE RECEIPTS HERE
TAPE RECEIPT(S) FLAT - DO NOT FOLD RECEIPT(S) AND NO STAPLES

✓
SHOP N GO
XX>XXXXXX4001
11254 I AVE
HESPERIA, CA
92345
10/01/2021 840835755
03:07:16 PM

XXXXXXXXXXXX5900
Mastercard
INVOICE 002927
AUTH 03698B

*** REPRINT *** REPRINT *** REPRINT ***
PUMP# 6
Regular CR 16.278G
PRICE/GAL \$4.239

FUEL TOTAL \$ 69.00
*** REPRINT *** REPRINT *** REPRINT ***

CREDIT \$ 69.00

Customer-activated Purchase/Capture
Site #: 000000009923392
Shift Number 1
Sequence Number 52077
Chip Read
MASTERCARD
Mode: Issuer
AID: A0000000041010
TVF: 0000008000
IAD: 01106070012200004E21000000000000CF
F
TST: E800
ARC: 00
TC: 2773D97A30A167B5
APPROVED 03698B

VENDOR:

Shop N Go

DATE OF PURCHASE:

10-1-21

AMOUNT:

\$69.00

REIMBURSE TO / ACCOUNT:

John Griffin

ADMIN APPROVAL ONLY

PURPOSE:

FIRST APPROVAL

SECOND APPROVAL

updated 8/21



Requisition #

PLACE RECEIPTS HERE
TAPE RECEIPT(S) FLAT – DO NOT FOLD RECEIPT(S) AND NO STAPLES



VENDOR: Shop N GO

DATE OF PURCHASE: 10-1-21

AMOUNT: \$ 110.58

REIMBURSE TO / ACCOUNT: John Griffin

ADMIN APPROVAL ONLY

PURPOSE:

FIRST APPROVAL

SECOND APPROVAL

updated 8/21



Requisition #

PLACE RECEIPTS HERE
TAPE RECEIPT(S) FLAT - DO NOT FOLD RECEIPT(S) AND NO STAPLES



VENDOR: Shop N GO

DATE OF PURCHASE: 10-5-21

AMOUNT: \$120.82

REIMBURSE TO / ACCOUNT: John Griffin

ADMIN APPROVAL ONLY

PURPOSE:

FIRST APPROVAL

SECOND APPROVAL

updated 8/21

Hesperia Payroll Month	STRS/PERS Payment Due Date	Payment Date	PERS Ck Number	Date Cleared	STRS CK Number	Date Cleared	403B Check number	Due Date based on regular rules, not safe harbor	Payment Date	Date Cleared	
July	15th of the month	7/23/2021	69736	7/26/2021	69736	7/26/2021	69714	7/13/2021	7/8/2021	7/14/2021	-5
July	31th of the month	8/6/2021	69753	8/10/2021	69753	8/10/2021	69735	7/28/2021	7/23/2021	7/28/2021	-5
Aug-21	15th of the month	8/24/2021	69851	8/27/2021	69851	8/27/2021	69752	8/13/2021	8/6/2021	8/11/2021	-7
Aug-21	31th of the month	9/9/2021	69877	9/10/2021	69877	9/10/2021	69850	8/28/2021	8/24/2021	8/27/2021	-4
Sep-21	15th of the month	9/24/2021	69943	9/30/2021	69943	9/30/2021	69876	9/13/2021	9/9/2021	9/15/2021	-4
Sep-21	31th of the month	10/7/2021	69993		69993		69942	9/28/2021	9/24/2021	9/29/2021	-4
Oct-21	15th of the month						69992	10/13/2021	10/7/2021		-6
Oct-21	31th of the month										
Nov-21	15th of the month										
Nov-21	31th of the month										

Hesperia Contributions to PERS & STRS: Due date is the 5th business date of the month

To note, the payroll for 7/24 and 8/10 paid July payroll; 8/25 and 9/10 paid August payroll; 9/25 and 10/9 will pay Sept payroll

Contributions to 403b

The DOL rule is somewhat gray. It states that:

An employer is required to deposit your money into your retirement account as soon as the employee assets can be reasonably segregated from employer assets, but no later than 15 business days of the month following the month in which the payroll deduction occurred.

Based on fact patterns in DOL plan audits and other published commentary, some considerations are as follows:

- For plans with fewer than 100 participants, the DOL finalized regulations on January 14, 2010 which establishes a "safe harbor" of 7 business days following the payroll deduction date. Depositing employee 401K and 403b payroll deduction funds will be considered timely if this 7 day "safe harbor" test is met; and
- No safe harbor time period exists for plans with 100 or more employee-participants. Commentary does exist that suggests funding the retirement plan by the due date of an employer's Form 941 tax deposit will be considered timely (which for large employers is the next day after payroll).

STRS 95% by 5th business day; remainder by 15th

100% of payroll makes up 95% for charter and districts

PERS - 15 days 95%; remainder by end of month

**ENCORE JUNIOR/SENIOR HIGH SCHOOL
WARRANT REGISTER: September 2021**

Check Number	Check Date	Payee	Sum of Amount
0921-202	9/13/2021	Wells Fargo Bank Service Fee	\$363.74
0921-203	9/21/2021	Amazon Capital Services, Inc.	\$13.77
0921-204	9/27/2021	Wells Fargo Bank Service Fee	\$39.62
2248	9/21/2021	Miguel Sandoval dba Precision Epoxy	\$1,000.00
69866	9/3/2021	Accrediting Commission for Schools	\$100.00
69876	9/9/2021	National Benefits Services	\$325.00
69877	9/9/2021	San Bernardino County Office of Education	\$33,934.71
69879	9/10/2021	Advance Disposal Co.	\$3,868.48
69880	9/10/2021	Allsite Structure Rentals LLC	\$1,926.00
69881	9/10/2021	APEX Rentals	\$638.39
69882	9/10/2021	AT&T	\$225.53
69883	9/10/2021	AT&T Mobility	\$1,696.94
69884	9/10/2021	Bell Mountain Enterprise, Inc. dba Hi Desert Alarm	\$750.00
69885	9/10/2021	Big West Insurance Agency	\$18,914.00
69886	9/10/2021	Car Clinic Inc.	\$277.24
69887	9/10/2021	CED - VICTORVILLE	\$410.10
69888	9/10/2021	City of Hesperia	\$2,960.07
69889	9/10/2021	Collaborative for Educational Services	\$4,800.00
69890	9/10/2021	Ebmeyer Charter	\$2,987.50
69891	9/10/2021	Encore ASB Hesperia	\$4,579.44
69892	9/10/2021	Fresno County Superintendent of Schools/Cyber High Program	\$10,763.00
69893	9/10/2021	FRESH START MEALS, INC.	\$2,400.00
69894	9/10/2021	Gaines & Gaines, APLC, Client's Trust Account	\$62,500.00
69895	9/10/2021	Green Comfort	\$47,747.39
69896	9/10/2021	Guard Dog Storage of Hesperia LLC	\$582.00
69897	9/10/2021	Honors Graduation	\$5,074.00
69898	9/10/2021	HRDirect	\$96.96
69899	9/10/2021	IPFS CORPORATION OF CALIFORNIA	\$6,667.64
69900	9/10/2021	Lancaster - Lamar	\$7,000.00
69901	9/10/2021	Language Training Center Inc.	\$18.81
69902	9/10/2021	Leonardo C. Rivera	\$750.00
69903	9/10/2021	Measure Education Inc.	\$2,005.88
69904	9/10/2021	NASSP/NHS	\$480.00
69905	9/10/2021	Navitas Credit Corp.	\$376.94
69906	9/10/2021	Nuso, LLC	\$282.37
69907	9/10/2021	PayFlex Systems USA, Inc.	\$960.00
69908	9/10/2021	Purchase Power	\$55.38
69909	9/10/2021	Quill Corporation	\$348.00
69910	9/10/2021	School Nurse Supply	\$368.74
69911	9/10/2021	Southern California Edison	\$20,972.82
69912	9/10/2021	Southwest Gas Corporation	\$101.49
69913	9/10/2021	Sprint	\$1,262.63
69914	9/10/2021	The Stepping Stones Group LLC	\$2,880.00
69915	9/10/2021	Toyota Financial Services	\$3,151.09
69916	9/10/2021	US Premium Finance	\$12,082.71
69917	9/10/2021	US Premium Finance	\$5,186.89
69918	9/10/2021	Verizon	\$1,094.09
69919	9/10/2021	Victorville Glass Co., Inc.	\$427.41
69920	9/10/2021	Western NRG, Inc.	\$135.00
69921	9/10/2021	Woodburn Press	\$4,452.65
69922	9/10/2021	Young, Minney & Corr, LLP	\$11,125.00
69923	9/16/2021	Dazian LLC	\$6,500.00
69924	9/16/2021	PayFlex Systems USA, Inc.	\$4,516.50
69925	9/21/2021	Alexandria Legumina	\$100.00
69926	9/21/2021	Cynthia Hermandes	\$100.00
69927	9/21/2021	Friesens Corporation	\$12,017.68
69928	9/21/2021	Haley Sanderson	\$100.00
69929	9/21/2021	James Quigg	\$100.00
69930	9/21/2021	Jayleen Hill Gibson	\$100.00
69931	9/21/2021	Joshua Barkdull	\$100.00
69932	9/21/2021	WM Design	\$17,520.00
Grand Total			\$332,313.60

**ENCORE JUNIOR/SENIOR HIGH SCHOOL
WARRANT REGISTER: August 2021**

Check Number	Check Date	Payee	Sum of Amount
0821-001	8/23/2021	Webstarant	\$52,853.32
0821-002	8/2/2021	CA Newspapers Partnership - Southern California News Group	\$12,000.00
0821-201	8/11/2021	Wells Fargo Bank Service Fee	\$419.87
2246	8/3/2021	Patton Sales Corp	\$2,471.53
2247	8/26/2021	WELLS FARGO BUSINESS CARD	\$11,772.77
69747	8/3/2021	Warren W Meyer & Sons Const. Co. Inc.	\$55,500.00
69748	8/3/2021	Presbyterian Camp & Conference Centers, Inc.	\$4,773.22
69751	8/5/2021	Kare Youth League, Inc.	\$750.00
69754	8/9/2021	Lancaster - Lamar	\$4,460.00
69755	8/9/2021	WELLS FARGO BUSINESS CARD	\$6,959.02
69756	8/11/2021	Amazon Capital Services, Inc.	\$36.86
69757	8/11/2021	Big West Insurance Agency	\$52,694.00
69758	8/11/2021	California Department of Education / Cashier's Office	\$196.65
69759	8/11/2021	College Board	\$2,290.00
69760	8/11/2021	Converged Communication Systems, LLC	\$160.00
69761	8/11/2021	Edgenuity Inc	\$106,449.00
69762	8/11/2021	Encore ASB Hesperia	\$4,840.15
69763	8/11/2021	Green Comfort	\$21,568.20
69764	8/11/2021	Guard Dog Storage of Hesperia LLC	\$125.00
69765	8/11/2021	IPFS CORPORATION OF CALIFORNIA	\$6,667.64
69766	8/11/2021	IPFS CORPORATION OF CALIFORNIA	\$2,134.28
69767	8/11/2021	Navitas Credit Corp.	\$742.38
69768	8/11/2021	Omni Cheer	\$1,377.89
69769	8/11/2021	Pitney Bowes Global Financial Services LLC	\$1,904.07
69770	8/11/2021	Ramsey Hassen	\$100.00
69771	8/11/2021	Republic Master Chefs	\$1,036.56
69772	8/11/2021	Riverside Express	\$55.65
69773	8/11/2021	Southwest Gas Corporation	\$282.22
69774	8/11/2021	Staples Technology Solutions	\$5.91
69775	8/11/2021	Terminix International Company	\$118.00
69776	8/11/2021	Toyota Financial Services	\$3,001.04
69777	8/11/2021	US Premium Finance	\$183.12
69778	8/11/2021	Verizon	\$1,048.38
69779	8/11/2021	Western NRG, Inc.	\$135.00
69780	8/11/2021	Young, Minney & Corr, LLP	\$3,461.50
69781	8/16/2021	Tulare County Office of Education	\$300.00
69782	8/19/2021	Accrediting Commission for Schools	\$2,500.00
69783	8/19/2021	Advance Disposal Co.	\$1,683.53
69784	8/19/2021	Amazon Capital Services, Inc.	\$878.94
69785	8/19/2021	Amazon Capital Services, Inc.	\$27.00
69786	8/19/2021	Amazon Capital Services, Inc.	\$393.21
69787	8/19/2021	Amazon Capital Services, Inc.	\$164.05
69788	8/19/2021	Amazon Capital Services, Inc.	\$763.91
69789	8/19/2021	Amazon Capital Services, Inc.	\$1,055.97
69790	8/19/2021	Amazon Capital Services, Inc.	\$649.00
69791	8/19/2021	Amazon Capital Services, Inc.	\$270.67
69792	8/19/2021	Amazon Capital Services, Inc.	\$218.14
69793	8/19/2021	Amazon Capital Services, Inc.	\$336.02
69794	8/19/2021	Amazon Capital Services, Inc.	\$119.89
69795	8/19/2021	Amazon Capital Services, Inc.	\$141.28
69796	8/19/2021	Amazon Capital Services, Inc.	\$116.29
69797	8/19/2021	Amazon Capital Services, Inc.	\$118.40
69798	8/19/2021	Amazon Capital Services, Inc.	\$25.48
69799	8/19/2021	Amazon Capital Services, Inc.	\$73.57
69800	8/19/2021	Amazon Capital Services, Inc.	\$36.98
69801	8/19/2021	Amazon Capital Services, Inc.	\$74.06
69802	8/19/2021	Amazon Capital Services, Inc.	\$79.60
69803	8/19/2021	Amazon Capital Services, Inc.	\$34.88
69804	8/19/2021	Amazon Capital Services, Inc.	\$105.91
69805	8/19/2021	American Red Cross Training Services	\$80.00
69806	8/19/2021	AT&T	\$215.67
69807	8/19/2021	AT&T	\$53.76
69808	8/19/2021	Brandon Hill	\$115.59
69809	8/19/2021	Chromebookparts.com	\$145,451.74
69810	8/19/2021	Cintas	\$349.27
69811	8/19/2021	City of Hesperia	\$2,445.17
69812	8/19/2021	Collaborative for Educational Services	\$3,200.00
69813	8/19/2021	County of San Bernardino-Dept of Public Health	\$525.00

**ENCORE JUNIOR/SENIOR HIGH SCHOOL
WARRANT REGISTER: August 2021**

Check Number	Check Date	Payee	Sum of Amount
69814	8/19/2021	CSF Balfour	\$274.71
69815	8/19/2021	Delta Managed Solutions, Inc.	\$24,716.00
69816	8/19/2021	Delta Managed Solutions, Inc.	\$24,716.00
69817	8/19/2021	Eide Bailly LLP	\$10,000.00
69818	8/19/2021	Encore ASB Hesperia	\$5,000.00
69819	8/19/2021	FedEx	\$80.96
69820	8/19/2021	Friesens Corporation	\$6,376.02
69821	8/19/2021	Frontier	\$86.85
69822	8/19/2021	Frontier	\$68.06
69823	8/19/2021	Frontier	\$59.95
69824	8/19/2021	Golden State Fire Protection, Inc.	\$3,650.00
69825	8/19/2021	GreatAmerica Financial Services	\$1,043.61
69826	8/19/2021	Hernandes Exhaust Cleaning	\$350.00
69827	8/19/2021	Hesperia Unified School District	\$362.34
69828	8/19/2021	Honors Graduation	\$1,186.35
69829	8/19/2021	IPFS CORPORATION OF CALIFORNIA	\$2,434.09
69830	8/19/2021	Leonardo C. Rivera	\$600.00
69831	8/19/2021	Measure Education Inc.	\$1,928.88
69832	8/19/2021	Mission Water Company	\$699.10
69833	8/19/2021	Nuso, LLC	\$558.10
69834	8/19/2021	PayFlex Systems USA, Inc.	\$150.00
69835	8/19/2021	Pitney Bowes Global Financial Services LLC	\$243.60
69836	8/19/2021	PresenceLearning, Inc.	\$13,289.99
69837	8/19/2021	Purchase Power	\$551.17
69838	8/19/2021	Quill Corporation	\$190.71
69839	8/19/2021	Riverside County Treasurer	\$294.97
69840	8/19/2021	Rush Order Tees	\$2,674.93
69841	8/19/2021	Southern California Edison	\$21,192.79
69842	8/19/2021	Southwest Gas Corporation	\$110.35
69843	8/19/2021	Staples Technology Solutions	\$4.77
69844	8/19/2021	The Stepping Stones Group LLC	\$5,184.00
69845	8/19/2021	Terminix International Company	\$118.00
69846	8/19/2021	Western NRG, Inc.	\$3,653.34
69847	8/19/2021	Young, Minney & Corr, LLP	\$4,080.50
69849	8/23/2021	Law Offices of Gloria Dredd Haney/Clients Trust Account	\$4,500.00
69852	8/27/2021	All American Fence Erectors	\$5,500.00
69853	8/27/2021	Amazon Capital Services, Inc.	\$42,416.67
69854	8/27/2021	Cintas	\$509.26
69855	8/27/2021	Landry's Paintin	\$3,200.00
69856	8/27/2021	TCI - Teacher's Curriculum Institute	\$8,118.00
69857	8/30/2021	Frontier	\$13,422.36
Grand Total			\$738,772.64



Encore High School for the Arts

DMS Monthly Update

Actuals through: **September 30, 2021**





SUMMARY NARRATIVE



Following are Encore's financials thru September 30, 2021. The first interim budget revision, required by CDE, will be due to the authorizer in early December and will be based on the October 31 financials.

With 25% of the fiscal year completed, Encore's overall actuals vs. budget are currently at 21% of budget expended. Expenditure categories vary in their historical expenditure rates. Curriculum, materials and supplies tend to be heavily frontloaded given the nature of these purchases. Employee compensation and benefits start later, as teachers and other program specific employees expenses hit starting in August. Keeping these factors in mind the summary statement of revenues and expenditures reflects these specifics to be on track. Important to note that the overall budget for 21-22 reflects a year ending net surplus of \$1.522 mil. which would result in an ending fund balance of \$3.648 mil. or 29.4% of annual budget.

Employee comp & Benefits - 14.5% budget expended.

Curriculum, Materials, and Supplies - 87.2% budget expended

Other Operating Expenditures - 21% budget expended

At November board meeting we will bring 1st interim revised budget to the board for approval. At that time management will provide further plans to support any necessary budget revisions.

Revenues lag early in the year and the September financials reflect this accordingly. As of September 30, only 6% of budgeted revenues have been received. Revenue inflows will start to increase in October and November with the 2nd half of the year providing more robust cash inflow. There are no LCFF deferrals so year end should reflect the normal amount of AR and will help to stabilize cash flow.

There is a significant amount of one time funds in the revenue budget with the specific purpose of dealing with safe in person instruction and to address learning loss that occurred during the pandemic. While these funds will help Encore's cash flow stabilize there are also one time expenditures associated with these funds. Overall the current 12 month rolling cash flow reflects a significant decrease in the monthly CAM financing Encore has engaged in over the past few years with the aim of ending CAM financing at year end.

Current cash balance is \$1.030 mil and while we are reflecting a final CAM borrowing in June it is the goal of the organization to be self sustaining on a cash flow basis for 22-23

Encore High School - Budget vs Actuals Summary

**Encore High School - Hesperia
Statement of Revenues & Expenditures Summary
For the Three Months Ending September 30, 2021**

Encore Budget vs Actuals	Original Budget	YTD Actuals 9/30/2021	\$ Variance Actuals vs. Budget	% of Budget Remaining
ADA				
Revenues				
LCFF State Revenue	8,609,563	686,742	7,922,821	92%
Federal Revenues	1,235,086	150,561	1,084,525	88%
Other State Revenues	2,073,975	0	2,073,975	100%
Local Revenue	2,007,500	12,006	1,995,494	99%
TTL Revenues	13,926,124	849,309	13,076,815	94%
Expenditures				
Certificated Salaries	3,107,137	312,897	2,794,240	90%
Classified Salaries	2,000,594	401,563	1,599,030	80%
Benefits	1,932,413	306,593	1,625,820	84%
Books & Supplies	741,252	646,058	95,194	13%
Services & Operations	4,365,488	918,698	3,446,791	79%
Capital Outlay	204,240	0	204,240	100%
Other Outgo	52,147	0	52,147	100%
Total Expenditures	12,403,272	2,585,809	9,817,463	79%
Operating Income/(Loss)	1,522,852	(1,736,500)		
Beginning Fund Balance	2,125,630	2,125,630		
Net Revenues	1,522,852	(1,736,500)		
ENDING BALANCE	3,648,482	389,130		
ENDING BALANCE AS % OF ANNUAL EXP BUDGET	29.4%	15.0%		

Encore High School - Hesperia
Statement of Revenues & Expenditures Detail
For the Three Months Ending September 30, 2021

Description	2021-22 July Budget	Year-To-Date Actuals 9/30/2021	\$ Variance Actuals vs. Budget	% of Budget Remaining
Enrollment (CALPADS)	856			
Average Daily Attendance (P-2)	796.08			
REVENUES				
General Purpose Entitlement				
8011 General Purpose Block Grant	6,570,869	686,742	5,884,127	89.5%
8012 Education Protection Account	1,743,325	-	1,743,325	100.0%
8019 Prior Year Corrections/Adjustments	-	-	-	0.0%
8096 Funding in Lieu of Property Taxes	295,369	-	295,369	100.0%
TTL General Purpose Entitlement	8,609,563	686,742	7,922,821	92.0%
Federal Revenue				
8181 Federal IDEA SpEd Revenue	112,409	-	112,409	100.0%
8182 SpEd - Discretionary Grants	-	-	-	0.0%
8220 School Nutrition Program - Federal	142,965	-	142,965	100.0%
8290 Other Federal Revenue	979,712	150,561	829,151	84.6%
TTL Federal Revenue	1,235,086	150,561	1,084,525	87.8%
Other State Revenue				
8311 AB602 State SpEd Revenue	497,550	-	497,550	100.0%
8520 School Nutrition Program - State	10,125	-	10,125	100.0%
8550 Mandated Cost Reimbursements	32,543	-	32,543	100.0%
8560 State Lottery Revenue	165,369	-	165,369	100.0%
8590 Other State Revenue	1,368,388	-	1,368,388	100.0%
TTL Other State Revenue	2,073,975	-	2,073,975	100.0%
Other Local Revenue				
8634 Student Lunch Fees	7,500	-	7,500	100.0%
8699 Other Revenue	2,000,000	12,006	1,987,994	99.4%
8791 Apportionment Transfer	-	-	-	0.0%
TTL Other Local Revenue	2,007,500	12,006	1,995,494	99.4%
TTL REVENUES	13,926,124	849,309	13,076,815	
EXPENDITURES				
1000 - Certificated Salaries				
1100 Teacher Compensation	2,418,178	158,026	2,260,152	93.5%
1130 Substitute Teacher Compensation	48,492	3,360	45,132	93.1%
1150 Teacher Stipends/Extra Duty	7,750	1,650	6,100	78.7%
1200 Student Support	294,818	53,298	241,520	81.9%
1300 Certificated Administrators	337,549	96,563	240,986	71.4%
1350 Administrator Stipends/Extra Duty	350	-	350	100.0%
TTL Certificated Salaries	3,107,137	312,897	2,794,240	89.9%
2000 - Non - Certificated Salaries				
2100 Instructional Aides	226,982	30,435	196,547	86.6%
2130 Classified Substitutes	2,000	-	2,000	100.0%
2150 Instructional Aides Stipends	1,000	-	1,000	100.0%
2160 Electives Instructional Aides	343,757	9,384	334,373	97.3%

Encore High School - Hesperia
Statement of Revenues & Expenditures Detail
For the Three Months Ending September 30, 2021

Description		2021-22 July Budget	Year-To-Date Actuals 9/30/2021	\$ Variance Actuals vs. Budget	% of Budget Remaining
2200	Pupil Support Administration	295,550	48,738	246,812	83.5%
2250	Pupil Support Stipends	350	-	350	100.0%
2300	Classified Administrators	592,320	158,406	433,914	73.3%
2350	Classified Administrator Stipends	700	-	700	100.0%
2400	Clerical & Technical Staff	537,935	154,600	383,334	71.3%
TTL Non - Certificated Salaries		2,000,594	401,563	1,599,030	79.9%
3000 - Employee Benefits					
3101	STRS Certificated	525,728	53,357	472,371	89.9%
3202	PERS Classified	458,336	76,937	381,399	83.2%
3301	OASDI/Medicare	198,099	34,033	164,066	82.8%
3401	Health Care Certificated	420,483	59,608	360,875	85.8%
3402	Health Care Classified	265,921	61,182	204,738	77.0%
3501	Unemployment Insurance	2,554	3,806	(1,252)	-49.0%
3601	Workers' Comp Certificated	37,286	6,989	30,297	81.3%
3602	Workers' Comp Classified	24,007	9,444	14,564	60.7%
3901	Other Benefits Cert	-	267	(267)	0.0%
3902	Other Benefits Class	-	971	(971)	0.0%
TTL Employee Benefits		1,932,413	306,593	1,625,820	84.1%
4000 - Books/Supplies/Materials					
4100	Textbooks & Core Curriculum	173,283	119,480	53,803	31.0%
4310	Materials & Supplies	52,621	50,922	1,699	3.2%
4320	Office Supplies	27,322	8,368	18,954	69.4%
4330	Meals & Events	2,561	177	2,384	93.1%
4340	Student Events	100,000	21,771	78,229	78.2%
4390	Other Supplies	5,216	9,722	(4,506)	-86.4%
4400	Non - Capitalized Equipment	225,000	409,155	(184,155)	-81.8%
4700	School Nutrition Program	155,250	26,462	128,788	83.0%
TTL Books/Supplies/Materials		741,252	646,058	95,194	12.8%
5000 - Services & Operations					
5100	Subagreements For Services	84,528	-	84,528	100.0%
5200	Travel & Conferences	7,945	14,241	(6,296)	-79.2%
5210	Mileage Reimbursements	19,395	358	19,037	98.2%
5300	Dues & Memberships	83,931	3,374	80,557	96.0%
5400	Insurance	600,000	153,584	446,416	74.4%
5500	Operations & Housekeeping	17,253	51,928	(34,675)	-201.0%
5510	Utilities (General)	156,406	53,429	102,977	65.8%
5520	Janitorial Services	32,147	3,209	28,938	90.0%
5610	Facility Rents & Leases	1,152,803	171,367	981,436	85.1%
5620	Equipment Leases	43,778	16,500	27,278	62.3%
5630	Maintenance & Repair	120,962	56,959	64,004	52.9%
5800	Professional Services - Non - instructional	93,316	34,890	58,426	62.6%
5810	Legal	141,255	23,394	117,861	83.4%
5820	Audit & CPA	16,166	10,000	6,166	38.1%
5825	DMS Business Services	226,592	49,432	177,160	78.2%
5830	Non - Instructional Software Licenses/Fees	37,624	31,943	5,680	15.1%
5835	Field Trips - Bus Transportations	8,578	4,433	4,146	48.3%

Encore High School - Hesperia
Statement of Revenues & Expenditures Detail
For the Three Months Ending September 30, 2021

Description		2021-22 July Budget	Year-To-Date Actuals 9/30/2021	\$ Variance Actuals vs. Budget	% of Budget Remaining
5840	Advertising & Recruitment	100,000	54,135	45,865	45.9%
5850	Oversight Fees	93,848	-	93,848	100.0%
5855	Interest Expense - Short Term	250,000	110,477	139,523	55.8%
5860	Service Fees	105,866	30,444	75,422	71.2%
5865	General - Bus Transportation	651,500	-	651,500	100.0%
5870	Livescan Fingerprinting	250	309	(59)	-23.6%
5880	Instructional Vendors & Consultants	122,773	13,243	109,531	89.2%
5890	Misc Other Outside Services	30,572	600	29,972	98.0%
5900	Communications	7,358	900	6,458	87.8%
5910	Telephone	23,479	2,352	21,127	90.0%
5920	Internet	116,709	24,200	92,508	79.3%
5930	Postage	20,453	2,996	17,458	85.4%
TTL Services & Operations		4,365,488	918,698	3,446,791	79.0%
6000 - Capital Outlay					
6900	Depreciation	204,240	-	204,240	100.0%
TTL Capital Outlay		204,240	-	204,240	100.0%
7000 - Other Outgo					
7438	Interest on Long-Term Debt	52,147	-	52,147	100.0%
TTL Other Outgo		52,147	-	52,147	100.0%
TTL EXPENDITURES		12,403,272	2,585,809	9,817,463	79%
Revenues less Expenditures		1,522,852	(1,736,500)		
Beginning Fund Balance		2,125,630	2,125,630		
Net Revenues		1,522,852	(1,736,500)		
ENDING BALANCE		3,648,482	389,130		
ENDING BALANCE AS % OF OUTGO		29.4%			

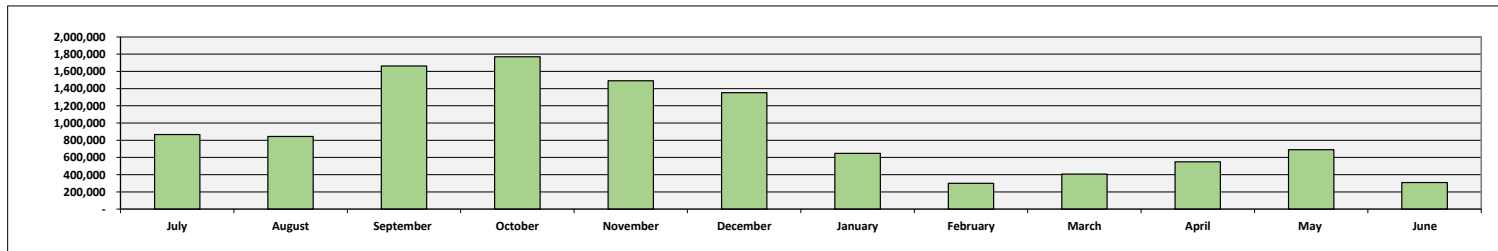
Encore High School - Balance Sheet

Encore High School - Hesperia Balance Sheet As of September 30, 2021

Balance Sheet	Description	Actuals 9/30/2021
ASSETS		
Cash & Equivalents		
	Cash in Bank	1,030,302
Total Cash & Equivalents		1,030,302
Current Assets		
	A/R	871,499
	Other Current Assets	130,408
Total Current Assets		1,001,907
Fixed Assets		
	Buildings	99,320
	Accum Depr-Bldg	(7,444)
	Equipment	2,078,585
	Accum Depr-Equi	(1,371,846)
	WIP	22,940
	Riverside FA	1,312,922
	Lease Adj	1,253,863
Total Fixed Assets		3,388,340
Total ASSETS		5,420,549
LIABILITIES		
Current Liabilities		
	AP System	307,005
	PY AP Accrued	91,375
	Payroll Liabilities	(181,779)
	Other Current Liabilities	10,115.55
	Due To Grantor Gov't	1,044,577
Total Current Liabilities		1,271,294
Long Term Liabilities		
	Current Loans	2,000,000
	-CAM	1,216,745
	LaFear Settle	125,000
	Deferred Revenue	140,814
	Capital Leases	4,209
Total Long Term Liabilities		3,486,769
TOTAL LIABILITIES		4,758,063
Calculated Fund Balance/Net Assets		
Beginning Balance - Net Assets		2,398,986
Operating Income/Loss		(1,736,500)
Net Assets		662,486
Liabilities + Net Assets		5,420,549

Encore High School - Hesperia 2021-22 July Budget 2021-22 Projected Monthly Cash Flow Statement

Description	2021-22 July Budget	July	August	September	October	November	December	January	February	March	April	May	June	Accruals	Total For Year
BEGINNING CASH		1,359,835	1,916,480	1,388,572	1,030,302	1,366,440	1,214,047	1,010,063	857,165	796,869	612,869	758,147	547,626		
CASH INFLOWS															
						104,457									
REVENUES															
LCFF State Aid	6,570,869	-	343,371	343,371	618,068	618,068	618,068	618,068	618,068	558,757	558,757	558,757	558,757	558,757	6,570,869
Education Protection Account	1,743,325	-	-	-	492,359	-	-	492,359	-	-	379,304	-	-	379,304	1,743,325
Prior Year Adjustments	-	-	-	-	-	-	-	-	-	-	-	-	-	-	-
In-Lieu-Of Property Taxes	295,369	-	-	-	86,751	26,692	26,692	26,692	26,692	33,950	16,975	16,975	16,975	16,974	295,369
Federal Revenues	1,235,086	23,417	127,144	-	82,339	82,339	154,386	82,339	82,339	154,386	82,339	82,339	154,386	127,333	1,235,086
Other State Revenues	2,073,975	-	-	-	148,426	148,426	148,426	148,426	233,386	233,386	233,386	233,386	-	546,729	2,073,975
Other Local Revenues	2,007,500	-	3,405	8,601	625	625	2,000,625	625	625	625	625	625	625	-	2,017,631
TTL CASH INFLOWS	13,926,124	23,417	473,920	351,972	1,428,568	876,151	2,948,197	1,368,509	961,111	981,103	1,271,385	892,082	730,742	1,629,097	13,936,255
EXPENDITURES															
All Certificated Salaries	3,107,137	42,528	80,334	190,035	279,424	279,424	279,424	279,424	279,424	279,424	279,424	279,424	279,424	279,424	3,107,137
All Classified Salaries	2,000,594	70,635	153,832	177,097	168,319	168,319	168,319	168,319	168,319	168,319	168,319	168,319	168,319	84,159	2,000,594
All Benefits	1,932,413	54,239	111,024	141,330	180,647	180,647	180,647	180,647	180,647	180,647	180,647	180,647	180,647	-	1,932,413
All Materials & Supplies	741,252	463,491	95,443	87,124	9,519	9,519	9,519	9,519	9,519	9,519	9,519	9,519	9,519	9,519	741,252
All Services and Operations	4,365,488	199,173	408,929	310,596	344,679	344,679	344,679	344,679	344,679	344,679	344,679	344,679	344,679	344,679	4,365,488
All Capital Outlay/Depreciation	204,240	-	-	-	-	-	-	-	-	-	-	-	-	204,240	204,240
All Other Outgo	52,147	-	-	-	3,951	3,951	3,951	3,951	3,951	3,951	3,951	3,951	3,951	16,592	52,147
TTL CASH OUTFLOWS	12,403,272	830,066	849,561	906,182	986,539	986,539	986,539	986,539	986,539	986,539	986,539	986,539	986,539	938,615	12,403,272
NET REVENUES	1,522,852														1,522,852
Accounts Receivable (net change)		2,222,835	916,399	919,939	445,452	287,961	31,726	-	-	-	-	-	-	-	2,597,053
Accounts Payable (net change)		(125,041)	(310,906)	34,465	-	-	-	-	-	-	-	-	-	-	(90,207)
CDE PY Adj		-	(58,032)	(58,032)	(116,064)	(116,064)	(116,064)	(116,064)	(116,064)	(116,064)	(116,064)	(116,064)	(116,064)	-	-
Fixed Asset Acquisitions		(55,000)	(67,774)	(59,354)	-	-	-	-	-	-	-	-	-	-	(150,000)
CAM Borrowing		-	400,000	400,000	400,000	400,000	400,000	-	500,000	-	500,000	-	500,000	-	3,000,000
CAM Repayments		(679,499)	(1,031,955)	(978,577)	(835,279)	(613,902)	(418,804)	(418,804)	(418,804)	-	(523,505)	-	(523,505)	-	-
PPP Loan Forgiveness		-	-	-	-	-	(2,000,000)	-	-	-	-	-	-	-	-
Other Cash Inflows		-	-	-	-	-	-	-	-	-	-	-	-	-	-
Other Cash Outflows		-	-	(62,500)	-	-	(62,500)	-	-	(62,500)	-	-	-	-	(6,967,017)
NET INFLOWS/OUTFLOWS	1,363,294	(152,267)	195,940	(105,891)	(42,005)	(2,165,642)	(534,868)	(34,868)	(178,564)	(139,569)	(116,064)	(139,569)		(1,610,171)	
ENDING CASH BALANCE		1,916,480	1,388,572	1,030,302	1,366,440	1,214,047	1,010,063	857,165	796,869	612,869	758,147	547,626	152,260		
Days Cash On Hand	33,421	57	42	31	41	36	30	26	24	18	23	16	5		



2021-2022

Encore High School

10/4/2021
1:12 PM

Page 1

MONTHLY ATTENDANCE SUMMARY

Month 1 - From 8/30/2021 Through 9/24/2021

Regular Program

Grade level	A	B	C	D	E	F	G	H	I	J	K	L	M	N	O	P
	Tchg Days	Enroll-ment Carried Fwd	Gains	Total Enroll-ment (B+C)	Losses	Ending Enroll-ment (D-E)	Days Not Enroll	Days Non-Apport Attend	Actual Days (A*D)	Total Apport Attend (A*D)-G-H	Total A.D.A. (J/A)	Percent Attend J/(I-G)	Loss at End of Last School Day	Total Apport Attendance	YEAR TO DATE Days Taught	Total ADA (N/O)
9 TOTAL	15	0	108	108	15	93	209	82	1620	1329	88.60	94.19%	0	1329	15	88.60
10 TOTAL	15	0	127	127	17	110	249	100	1905	1556	103.73	93.96%	0	1556	15	103.73
11 TOTAL	15	0	96	96	14	82	193	51	1440	1196	79.73	95.91%	0	1196	15	79.73
12 TOTAL	15	0	96	96	18	78	245	70	1440	1125	75.00	94.14%	0	1125	15	75.00
TOTAL 9-12 PROGRAM	15	0	427	427	64	363	896	303	6405	5206	347.07	94.50%	0	5206	15	347.07


Principal Signature


Date

To the best of my knowledge, the information contained on this document is accurate and complete.

Encore High School

10/4/2021

1:12 PM

2021-2022

Page 2

MONTHLY ATTENDANCE SUMMARY Month 1 - From 8/30/2021 Through 9/24/2021

Program 5 504

Grade level	A	B	C	D	E	F	G	H	I	J	K	L	M	N	O	P
	Tchg Days	Enroll-ment Carried Fwd	Gains	Total Enroll-ment (B+C)	Losses	Ending Enroll-ment (D-E)	Days Not Enroll	Days Non-Apport Attend	Actual Days (A+D)	Total Apport Attend (A+D)-G-H	Total A,D,A. (J/A)	Percent Attend J/(I-G)	Loss at End of Last School Day	Total Apport Attendance	YEAR TO DATE Days Taught	Total ADA (N/O)
9	TOTAL 15	0	4	4	1	3	25	1	60	34	2.27	97.14%	0	34	15	2.27
10	TOTAL 15	0	2	2	0	2	0	0	30	30	2.00	100.00%	0	30	15	2.00
12	TOTAL 15	0	3	3	0	3	0	4	45	41	2.73	91.11%	0	41	15	2.73
TOTAL 9-12	15	0	9	9	1	8	25	5	135	105	7.00	95.45%	0	105	15	7.00
PROGRAM	15	0	9	9	1	8	25	5	135	105	7.00	95.45%	0	105	15	7.00

Principal Signature  10/4/21
Date

To the best of my knowledge, the information contained on this document is accurate and complete.

Encore High School

2021-2022

MONTHLY ATTENDANCE SUMMARY

Month 1 - From 8/30/2021 Through 9/24/2021

10/4/2021
1:12 PM
Page 3

Program 6 504+Independent Study

Grade Level	A Tchg Days	B Enroll-ment Carried Fwd	C Gains	D Total Enroll-ment (B+C)	E Losses	F Ending Enroll-ment (D-E)	G Days Not Enroll	H Days Non-Apport Attend	I Actual Days (A+D)	J Total Apport Attend (A+D)-G-H	K Total A.D.A. (J/A)	L Percent Attend J/(I-G)	M Loss at End of Last School Day	N Total Apport Attendance	YEAR TO DATE	
															O Days Taught	P Total ADA (N/O)
9	TOTAL	15	0	1	1	0	1	0	15	14	0.93	100.00%	0	14	15	0.93
TOTAL 9-12 PROGRAM		15	0	1	1	0	1	0	15	14	0.93	100.00%	0	14	15	0.93


 Principal Signature
 10/4/21
 Date

To the best of my knowledge, the information contained on this document is accurate and complete.

Encore High School

10/4/2021
1:12 PM

021-2022

Page 4

MONTHLY ATTENDANCE SUMMARY

Month 1 - From 8/30/2021 Through 9/24/2021

Program 7 SA/Independent Study

Grade level	A Tchg Days	B Enroll-ment Carried Fwd	C Gains	D Total Enroll-ment (B+C)	E Losses	F Ending Enroll-ment (D-E)	G Days Not Enroll	H Days Non-Apport Attend	I Actual Days (A+D)	J Total Apport Attend (A+D)-G-H	K Total A,D,A (J/A)	L Percent Attend J/(I-G)	M Loss at End of Last School Day	YEAR TO DATE		
														N Total Apport Attendance	O Days Taught	P Total ADA (N/O)
TOTAL	15	0	2	2	0	2	2	0	30	28	1.87	100.00%	0	28	15	1.87
0 TOTAL	15	0	1	1	0	1	1	0	15	14	0.93	100.00%	0	14	15	0.93
1 TOTAL	15	0	2	2	0	2	2	0	30	28	1.87	100.00%	0	28	15	1.87
TOTAL 9-12 PROGRAM	15	0	5	5	0	5	5	0	75	70	4.67	100.00%	0	70	15	4.67

Principal Signature:  Date: 10/4/21

To the best of my knowledge, the information contained on this document is accurate and complete.

Encore High School

10/4/2021
1:12 PM

2021-2022

Page 5

MONTHLY ATTENDANCE SUMMARY

Month 1 - From 8/30/2021 Through 9/24/2021

Program I Independent Study

Grade Level	A Tchg Days	B Enroll-ment Carried Fwd	C Gains	D Total Enroll-ment (B+C)	E Losses	F Ending Enroll-ment (D-E)	G Days Not Enroll	H Days Non-Apport Attend	I Actual Days (A*D)	J Total Apport Attend (A*D)-G-H	K Total A,D,A, (J/A)	L Percent Attend J/(I-G)	M Loss at End of Last School Day	N Total Apport Attendance	YEAR TO DATE	
															O Days Taught	P Total ADA (N/O)
9	TOTAL	15	0	9	0	9	9	0	135	126	8.40	100.00%	0	126	15	8.40
10	TOTAL	15	0	16	1	15	28	8	240	204	13.60	96.23%	0	204	15	13.60
11	TOTAL	15	0	12	2	10	38	1	180	141	9.40	99.30%	0	141	15	9.40
12	TOTAL	15	0	17	2	15	31	9	255	215	14.33	95.98%	0	215	15	14.33
TOTAL 9-12 PROGRAM		15	0	54	5	49	106	18	810	686	45.73	97.44%	0	686	15	45.73

Principal Signature  Date 10/4/21

To the best of my knowledge, the information contained on this document is accurate and complete.

Encore High School

2021-2022

MONTHLY ATTENDANCE SUMMARY

Month 1 - From 8/30/2021 Through 9/24/2021

10/4/2021
1:12 PM

Page 6

Grade level	A Tchg Days	B Enroll-ment Carried Fwd	C Gains	D Total Enroll-ment (B+C)	E Losses	F Ending Enroll-ment (D-E)	G Days Not Enroll	H Days Non-Apport Attend	I Actual Days (A+D)	J Total Apport Attend (A+D)-G-H	K Total A,D,A. (J/A)	L Percent Attend J/(I-G)	M Loss at End of Last School Day	N Total Apport Attendance	YEAR TO DATE	
															O Days Taught	P Total ADA (N/O)
9	TOTAL	15	0	25	4	21	66	17	375	292	19.47	94.50%	0	292	15	19.47
10	TOTAL	15	0	17	2	15	28	23	255	204	13.60	89.87%	0	204	15	13.60
11	TOTAL	15	0	15	4	11	46	10	225	169	11.27	94.41%	0	169	15	11.27
12	TOTAL	15	0	17	1	16	6	11	255	238	15.87	95.58%	0	238	15	15.87
TOTAL 9-12 PROGRAM		15	0	74	11	63	146	61	1110	903	60.20	93.67%	0	903	15	60.20
REPORT		15	0	570	81	489	1179	387	8550	6984	465.60	94.75%	0	6984	15	465.60

Principal Signature Date 10/4/21

To the best of my knowledge, the information contained on this document is accurate and complete.

Encore Jr. High School

10/4/2021

1:10 PM

Page 1


2021-2022

MONTHLY ATTENDANCE SUMMARY

Month 1 - From 8/30/2021 Through 9/24/2021

Regular Program

Grade Level	A Tchng Days	B Enroll-ment Carried Fwd	C Gains	D Total Enroll-ment (B+C)	E Losses	F Ending Enroll-ment (D-E)	G Days Not Enroll	H Days Non-Apport Attend	I Actual Days (A+D)	J Total Apport Attend (A+D)-G-H	K Total A.D.A. (J/A)	L Percent Attend J/(I-G)	M Loss at End of School Day	N Total Apport Attendance	O YEAR TO DATE Days Taught	P Total ADA (N/O)
7 TOTAL	15	0	93	93	7	86	97	21	1395	1277	85.13	98.38%	0	1277	15	85.13
8 TOTAL	15	0	133	133	6	127	79	49	1995	1867	124.47	97.44%	0	1867	15	124.47
TOTAL 7-8	15	0	226	226	13	213	176	70	3390	3144	209.60	97.82%	0	3144	15	209.60
PROGRAM	15	0	226	226	13	213	176	70	3390	3144	209.60	97.82%	0	3144	15	209.60

Principal Signature 

Date 10/4/21

To the best of my knowledge, the information contained on this document is accurate and complete.

Encore Jr. High School

10/4/2021

1:10 PM

Page 2

2021-2022

Program 5 504

MONTHLY ATTENDANCE SUMMARY Month 1 - From 8/30/2021 Through 9/24/2021

Grade Level	A Totg Days	B Enroll- ment Carried Fwd	C Gains	D Total Enroll- ment (B+C)	E Losses	F Ending Enroll- ment (D- E)	G Days Not Enroll	H Days Non- Apport Attend	I Actual Days (A+D)	J Total Apport Attend (A+D)-G- H	K Total A,D,A, (J/A)	L Percent Attend J/(I-G)	M Loss at End of Last School Day	YEAR TO DATE			
														N Total Apport Attendance	O Days Taught	P Total ADA (N/O)	
7	TOTAL	15	0	3	3	1	2	0	1	45	44	2.93	97.78%	1	44	15	2.93
	TOTAL 7-8	15	0	3	3	1	2	0	1	45	44	2.93	97.78%	1	44	15	2.93
	PROGRAM	15	0	3	3	1	2	0	1	45	44	2.93	97.78%	1	44	15	2.93

Principal Signature _____

Date _____

To the best of my knowledge, the information contained on this document is accurate and complete.

Encore Jr. High School

10/4/2021
1:10 PM

2021-2022

MONTHLY ATTENDANCE SUMMARY

Page 3

Month 1 - From 8/30/2021 Through 9/24/2021

Program I Independent Study

Grade Level	A Tchg Days	B Enroll-ment Carried Fwd	C Gains	D Total Enroll-ment (B+C)	E Losses	F Ending Enroll-ment (D-E)	G Days Not Enroll	H Days Non-Apport Attend	I Actual Days (A+D)	J Total Apport Attend (A+D)-G-H	K Total A.D.A. (J/A)	L Percent Attend J/(I-G)	M Loss at End of Last School Day	N Total Apport Attendance	O YEAR TO DATE Days Taught	P Total ADA (N/O)
7 TOTAL	15	0	3	3	0	3	6	1	45	38	2.53	97.44%	0	38	15	2.53
8 TOTAL	15	0	3	3	0	3	0	3	45	42	2.80	93.33%	0	42	15	2.80
TOTAL 7-8	15	0	6	6	0	6	6	4	90	80	5.33	95.24%	0	80	15	5.33
PROGRAM	15	0	6	6	0	6	6	4	90	80	5.33	95.24%	0	80	15	5.33

Principal Signature
Date: 10/4/21

To the best of my knowledge, the information contained on this document is accurate and complete.

Encore Jr. High School

10/4/2021
1:10 PM

2021-2022

MONTHLY ATTENDANCE SUMMARY

Page 4

Month 1 - From 8/30/2021 Through 9/24/2021

Program S SAI

Grade Level	A Tchng Days	B Enroll-ment Carried Fwd	C Gains	D Total Enroll-ment (B+C)	E Losses	F Ending Enroll-ment (D-E)	G Days Not Enroll	H Days Non-Apport Attend	I Actual Days (A*D)	J Total Apport Attend (A*D)-G-H	K Total A.D.A. (J/A)	L Percent Attend J/(I-G)	M Loss at End of Last School Day	N Total Apport Attendance	YEAR TO DATE	
															O Days Taught	P Total ADA (N/O)
7	TOTAL	15	0	13	2	11	22	3	195	170	11.33	98.27%	0	170	15	11.33
8	TOTAL	15	0	17	0	17	0	10	255	245	16.33	96.08%	0	245	15	16.33
	TOTAL 7-8	15	0	30	2	28	22	13	450	415	27.67	96.96%	0	415	15	27.67
	PROGRAM	15	0	30	2	28	22	13	450	415	27.67	96.96%	0	415	15	27.67
	REPORT	15	0	265	16	249	204	88	3975	3683	245.53	97.67%	1	3683	15	245.53

Principal Signature



Date 10/04/21

To the best of my knowledge, the information contained on this document is accurate and complete.




JULY 2021

Month 1 of 12

- TITLE PAGE
- BANK STATEMENT WITH RECONCILIATION
- BALANCE SHEET
- INCOME STATEMENT
- DEBIT CARD USAGE REPORT WITH GRAPH
- DAILY SALES (DEPOSIT) REPORT
- CHECKS REPORT
- RECEIVABLES REPORT (MONEY OWED TO ESG)

Completed By: Carol Walker, Fiscal Controller

Reviewed by:		
CEO: APPROVED Encore Final Approval - Board / CEO Denise Griffin Chief Executive Officer	ASB OFFICER: 	SCHOOL BOARD APPROVAL:



Commercial Basic Checking

July 31, 2021 ■ Page 1 of 4

ENCORE EDUCATION CORPORATION
DEBIT ACCOUNT
16955 LEMON ST
HESPERIA CA 92345-5139

Questions?

Call your Customer Service Officer or Client Services

1-800-AT WELLS (1-800-289-3557)

5:00 AM TO 6:00 PM Pacific Time Monday - Friday

Online: wellsfargo.com

Write: Wells Fargo Bank, N.A. (114)
P.O. Box 6995
Portland, OR 97228-6995

Your Business and Wells Fargo

Visit wellsfargoworks.com to explore videos, articles, infographics, interactive tools, and other resources on the topics of business growth, credit, cash flow management, business planning, technology, marketing, and more.

Account options

A check mark in the box indicates you have these convenient services with your account(s). Go to wellsfargo.com/biz or call the number above if you have questions or if you would like to add new services.

- Business Online Banking
- Online Statements
- Business Bill Pay
- Business Spending Report
- Overdraft Protection

Statement period activity summary

Beginning balance on 7/1	\$35,537.65
Deposits/Credits	92.00
Withdrawals/Debits	- 5,908.11
Ending balance on 7/31	\$29,721.54



Overdraft Protection

This account is not currently covered by Overdraft Protection. If you would like more information regarding Overdraft Protection and eligibility requirements please call the number listed on your statement or visit your Wells Fargo branch.



Transaction history

Date	Check Number	Description	Deposits/ Credits	Withdrawals/ Debits	Ending daily balance
7/1		Recurring Payment authorized on 06/30 Box, Inc. 877-7294269 CA S301181650316601 Card 9092		15.00	
7/1		Bankcard Fee Adjustment - 0329286721		20.00	35,502.65
7/6		Recurring Payment authorized on 07/01 Intuit * Cl.Intuit.Com CA S461183022190723 Card 9092		25.00	
7/6		Recurring Payment authorized on 07/02 Box, Inc. 877-7294269 CA S301183649762678 Card 9092		15.00	
7/6	6886	Check		14.99	35,447.66
7/12		Recurring Payment authorized on 07/09 Intuit * Cl.Intuit.Com CA S301190523408808 Card 9092		25.00	35,422.66
7/14		Deposit	90.00		
7/14		Purchase authorized on 07/13 Sp * Indiana Httpswww.Stum IN S461194731305643 Card 7974		2,765.68	32,746.98
7/20		Purchase authorized on 07/19 Learnworlds CY L Limassol 3032 Cyp S301200606289614 Card 9092		999.00	
7/20		Purchase authorized on 07/20 The Home Depot #0665 Victorville CA P00000000777684489 Card 7120		23.63	31,724.35
7/21		Purchase authorized on 07/21 Lowe's #2528 Apple Valley CA P00461202799887916 Card 7120		204.40	31,519.95
7/28		Bankcrd CR CD Dep 210727 316241162152496 Encore J&S High School	2.00		
7/28		Purchase authorized on 07/28 Dunn-Edwards Corp #53 Victorville CA P00301209692678612 Card 7120		156.88	31,365.07
7/29		Purchase authorized on 07/27 Joann Stores*Joann 888-739-4120 OH S301208764912254 Card 7974		607.53	30,757.54
7/30	6887	Check		1,036.00	29,721.54
Ending balance on 7/31					29,721.54
Totals			\$92.00	\$5,908.11	

The Ending Daily Balance does not reflect any pending withdrawals or holds on deposited funds that may have been outstanding on your account when your transactions posted. If you had insufficient available funds when a transaction posted, fees may have been assessed.

Summary of checks written (checks listed are also displayed in the preceding Transaction history)

Number	Date	Amount	Number	Date	Amount
6886	7/6	14.99	6887	7/30	1,036.00

Monthly service fee summary

For a complete list of fees and detailed account information, see the disclosures applicable to your account or talk to a banker. Go to wells Fargo.com/feefaq for a link to these documents, and answers to common monthly service fee questions.

Fee period 07/01/2021 - 07/31/2021	Standard monthly service fee \$40.00	You paid \$0.00
The bank has waived the fee for this fee period.		
How to avoid the monthly service fee	Minimum required	This fee period
Have any ONE of the following account requirements	\$25,000.00	\$33,273.00 <input checked="" type="checkbox"/>
· Average ledger balance		
The Monthly service fee summary fee period ending date shown above includes a Saturday, Sunday, or holiday which are non-business days. Transactions occurring after the last business day of the month will be included in your next fee period.		

DGR/DS



Account transaction fees summary

<i>Service charge description</i>	<i>Units used</i>	<i>Units included</i>	<i>Excess units</i>	<i>Service charge per excess units (\$)</i>	<i>Total service charge (\$)</i>
Cash Deposited (\$)	0	20,000	0	0.0030	0.00
Transactions	3	500	0	0.50	0.00
Total service charges					\$0.00



IMPORTANT ACCOUNT INFORMATION

Effective September 1, 2021, the non-Wells Fargo ATM balance inquiry fee will increase from \$2.00 to \$2.50, and the non-Wells Fargo ATM transfer fee will increase from \$2.00 to \$2.50. To avoid these fees, monitor your balances and transfer money by accessing Wells Fargo ATMs, calling the number on the back of your card, and using Wells Fargo Online® or the Wells Fargo Mobile® app. Availability may be affected by your mobile carrier's coverage area. Your mobile carrier's message and data rates may apply. These fees may not be applicable to all customers and may vary depending on the type of Account you have. For more details, refer to the applicable Wells Fargo Fee and Information Schedule for your Account.

Encore ESG

Checking (1001) - Statement Date: 07/31/2021

Statement Beginning Balance	\$	35,537.65	Statement Ending Balance	\$	29,721.54
Cleared Transactions			Uncleared Transactions		
Checks and Other Debits		(5,908.11)	Checks and Other Debits		(298.05)
Deposits and Other Credits		<u>92.00</u>	Deposits and Other Credits		<u>0.00</u>
Total Cleared Transactions	\$	(5,816.11)	Total Uncleared Transactions	\$	(298.05)
Cleared Balance	\$	<u><u>29,721.54</u></u>	Register Ending Balance	\$	<u><u>29,423.49</u></u>

Date	Type	Number	Description	Amount
Cleared Checks and Other Debits				
06/25/2021	CHECK	6886	Carlisle, Jessica	\$ 14.99
07/13/2021	CHECK	6887	Annabelle Rosales	1,036.00
07/31/2021	CHECK	71200721	Various	384.91
07/31/2021	CHECK	79740721	Various	3,373.21
07/31/2021	CHECK	90920721	Various	1,054.00
07/31/2021	CHECK	909207212	Various	25.00
07/31/2021	CHECK		Service Charge	20.00
07/31/2021	STATEMENT			
			Total	<u><u>\$ 5,908.11</u></u>
Cleared Deposits and Other Credits				
07/14/2021	DEPOSIT		Deposit	\$ 90.00
07/27/2021	DEPOSIT		CC Batch ID 405196	2.00
			Total	<u><u>\$ 92.00</u></u>
Uncleared Checks and Other Debits				
06/25/2021	CHECK	6885	California Scholarship Federation	\$ 100.00
07/13/2021	CHECK	6888	Seda Aleksanyah	20.00
07/13/2021	CHECK	6889	Susan Britton	120.00
07/29/2021	CHECK	6890	Denise Griffin	58.05
			Total	<u><u>\$ 298.05</u></u>
Uncleared Deposits and Other Credits				
			Total	<u><u>\$ 0.00</u></u>

Encore ESG

As Of: July 31, 2021

Assets			
1101	Accounts Receivable	Accounts Receivable	25,849.46
1001	Checking	Bank	29,423.49
1301	Fixed Assets	Fixed Asset	0.00
1401	Inventory	Inventory	0.00
1201	Undeposited Funds	Undeposited Funds	0.00
9998	Undeposited Funds PACE	Other Asset	0.00
	Total Assets		\$ 55,272.95
Liabilities			
6005	ACADEMIC	Trust	998.25
2001	Accounts Payable	Accounts Payable	0.00
6006	AMBASSADORS	Trust	4,395.00
6007	ART	Trust	5,000.00
6007.01	ART CREW	Trust	720.07
6008	BAND	Trust	600.00
6009	BASKETBALL	Trust	1,200.00
6000.21	C/O 2021	Trust	11,222.44
6000.22	C/O 2022	Trust	3,809.47
6000.23	C/O 2023	Trust	3,296.07
6000.24	C/O 2024	Trust	1,201.50
6000.25	C/O 2025	Trust	0.00
6000.26	C/O 2026	Trust	0.00
6000.27	C/O 2027	Trust	0.00
6000.28	C/O 2028	Trust	0.00
6000.29	C/O 2029	Trust	0.00
6000.30	C/O 2030	Trust	0.00
6000.31	C/O 2031	Trust	0.00
6000.32	C/O 2032	Trust	0.00
6000.33	C/O 2033	Trust	0.00
6000.34	C/O 2034	Trust	0.00
6000.35	C/O 2035	Trust	0.00
6011	CHEER	Trust	(1,116.00)
6013.01	CIRQUE	Trust	250.00
6014	COOKING	Trust	900.00
6015	COSPLAY	Trust	925.32
6015.01	COSTUME DESIGN	Trust	500.00
6016	CSF	Trust	11.26
6017	DANCE PRO	Trust	542.03
6020	DONATION	Trust	0.00
6021	DRAMA PRO	Trust	500.00
6004	Esports	Trust	786.00
6024	GEN THEATER	Trust	147.04
6025	HIP HOP	Trust	874.50
2026	INT'L THESIAPANS	Trust	1,000.00
6025.01	JUNIOR HIGH DANCE	Trust	897.13
6027	JUNIOR HIGH ESG	Trust	(2,777.76)
6025.02	JUNIOR VARSITY DANCE	Trust	0.00
6028	MEDIA TEAM	Trust	2,489.40
6029	MOCKTRIAL	Trust	(23.00)
6030	MUSIC	Trust	500.00
6030.01	MUSICAL PRO	Trust	(442.55)
6032	NATIONAL HONOR SOCIETY	Trust	250.00
6034	PHOTO	Trust	1,500.00
2101	Sales Tax Payable	Sales Tax Payable	0.00
6035	SNOW	Trust	0.00
6024.02	SR PROD	Trust	669.07

Encore ESG

As Of: July 31, 2021

6036	STAR QUEST	Trust	5.00
6008.01	STREET BAND	Trust	0.00
9000	Temporary Clearing Account	Trust	(16,232.90)
6024.01	THEATER X	Trust	1,144.37
6025.03	VARSITY DANCE	Trust	460.12
6037	WORLD	Trust	6,960.00
6038	YEARBOOK-H	Trust	10,402.62
	Total Liabilities		<u>\$ 43,564.45</u>
Fund Balance			
3001	Fund Balance	Fund Balance	11,726.50
	Change in Fund Balance		(18.00)
	Total Fund Balance		<u>\$ 11,708.50</u>
			<u>\$ 55,272.95</u>
	Total Liabilities and Fund Balance		

Encore ESG

Statement
From July 1, 2021 to July 31, 2021

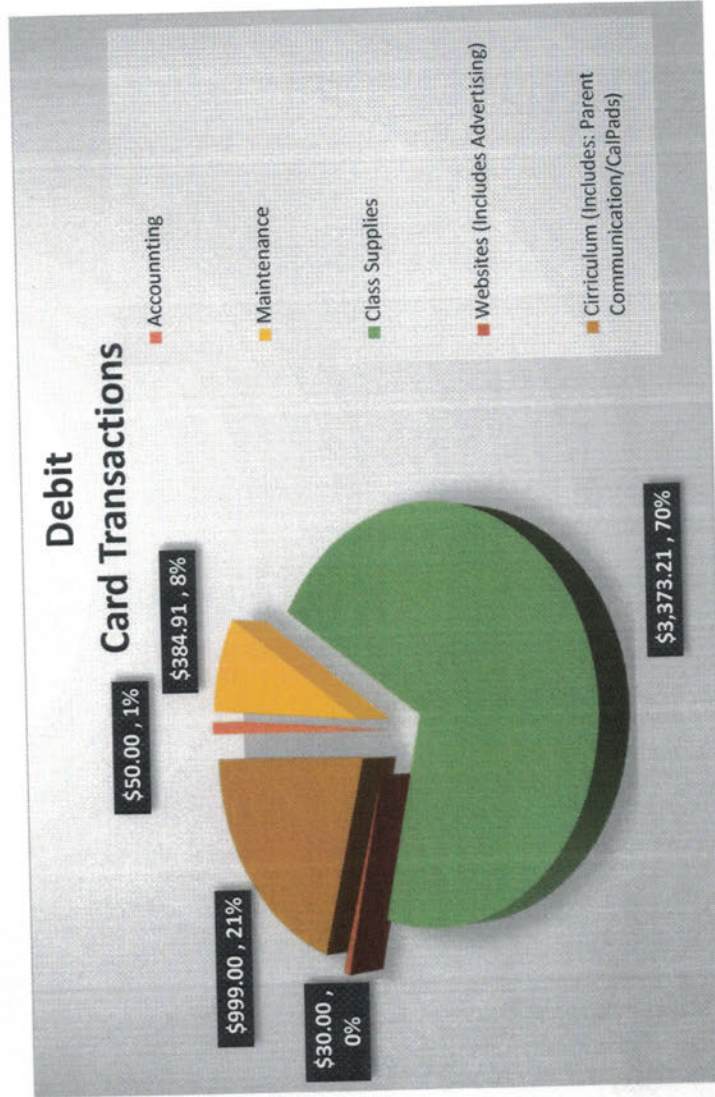
Income			
4000	ESG REVENUE		2.00
4001	Interest Income		0.00
9997	Record Account PACE		0.00
4002	Sales Income		0.00
9999	Web Store Convenience Fee PACE		0.00
		\$	2.00
 Expense			
5001	Bank Charges		20.00
5002	Bank Charges - NSF		0.00
5101	Bank Reconciliation Difference		0.00
5201	Cost of Goods Sold		0.00
5000	ESG EXEPNSE		0.00
5301	Sales Expenses		0.00
		\$	20.00
	 Change to Fund Balance	\$	(18.00)



Summary of Debit Card Transactions
Period Ending 7/31/21

Accounting	\$ 50.00
Maintenance	\$ 384.91
Class Supplies	\$ 3,373.21
Websites (Includes Advertising)	\$ 30.00
Cirriculum (Includes: Parent Communication/CalPads)	\$ 999.00
Total	\$ 4,837.12

Denise-9092	\$ 1,079.00
Ashlin-7974	\$ 3,373.21
Joe-7120	\$ 384.91
Total	\$ 4,837.12
Difference	\$ -



Sales Summary		Payments Summary	
Taxable Sales	\$ 0.00	Cash	\$ 0.00
Non-Taxable Sales	2.00	Change Made	0.00
Sales Before Tax	\$ 2.00	Returns, Cash	0.00
Sales Tax	0.00	Net Cash	\$ 0.00
		Checks	0.00
		Returns, Checks	0.00
		Net Checks	\$ 0.00
		Total Cash & Checks	0.00
		Returns, Clearing	0.00
		Credit Cards	2.00
		On Account	0.00
		Student Funds	0.00
		Webstore	2.00
Total Sales	\$ 2.00	Total Payments	\$ 4.00

Receipt #	Date	Name	Item	Qty	Price	Amount	Tax	Account #	Account Name	Total
5	07/26/2021	Walker, Carol	Donation	0	\$ 0.00	\$ 0.00	0.00	4000	ESG REVENUE	\$ 2.00
									REPORT TOTAL	\$ 2.00

Receipt #	Customer	Check #	Check From	Amount
				\$ 0.00

Encore ESG

From July 1, 2021 to July 31, 2021

<u>Date</u>	<u>Number</u>	<u>Name</u>	<u>Memo/Account</u>	<u>Amount</u>	<u>Voided</u>	<u>Cleared</u>
7/13/2021	6887	Annabelle Rosales	Gabrielle Rosales Refund 650.00, 25.00, 361.00 - equal to 1036.00	\$ 1,036.00		7/31/2021
7/13/2021	6888	Seda Aleksanyah	Guest for Prom couldn't come, \$80 of the refund went to a yearbook, refund is now \$20.00	20.00		
7/13/2021	6889	Susan Britton	Student Paid for Grad Bash in 2020, Because of Covid it was Cancelled	120.00		
7/29/2021	6890	Denise Griffin	Reimbursement for 2021 Prom Supplies	58.05		
7/31/2021	7120072 1h	Various	Debit Card Transactions	384.91		7/31/2021
7/31/2021	7974072 1h	Various	Debit Card Transactions	3,373.21		7/31/2021
7/31/2021	9092072 12h	Various	Debit Card Transactons	25.00		7/31/2021
7/31/2021	9092072 1h	Various		1,054.00		7/31/2021
Total				<u>\$ 6,071.17</u>		

Account Statement Report - Accounts Receivable (1101)
 From July 1, 2021 to July 31, 2021

Date	Number	Type	Description	Name	Notes	Amount	Balance
07/01/2021			Balance Forward			\$ 21,012.34	
07/31/2021	71200721	CHECK	Debit Card Transactions	Various		384.91	21,397.25
07/31/2021	79740721	CHECK	Debit Card Transactions	Various		3,373.21	24,770.46
07/31/2021	90920721	CHECK	Debit Card Transactions	Various		1,054.00	25,824.46
07/31/2021	90920721	CHECK	Debit Card Transactions	Various		25.00	25,849.46
						\$ 4,837.12	\$ 25,849.46

BALANCE DUE AMOUNT
 UNVERIFIED



JUNE 2021

Month 12 of 12

- TITLE PAGE
- BANK STATEMENT WITH RECONCILIATION
- BALANCE SHEET
- INCOME STATEMENT
- DEBIT CARD USAGE REPORT WITH GRAPH
- DAILY SALES (DEPOSIT) REPORT
- CHECKS REPORT
- RECEIVABLES REPORT (MONEY OWED TO ESG)

Completed By: Carol Walker, Fiscal Controller

Reviewed by:		
CEO: <i>Encore Final Approval - Board / CEO</i> APPROVED Denise Griffin Chief Executive Officer	ASB OFFICER: <i>Northrup</i>	SCHOOL BOARD APPROVAL:

Commercial Basic Checking

June 30, 2021 ■ Page 1 of 5



ENCORE EDUCATION CORPORATION
DEBIT ACCOUNT
16955 LEMON ST
HESPERIA CA 92345-5139

Questions?

Call your Customer Service Officer or Client Services

1-800-AT WELLS (1-800-289-3557)

5:00 AM TO 6:00 PM Pacific Time Monday - Friday

Online: wellsfargo.com

Write: Wells Fargo Bank, N.A. (114)
P.O. Box 6995
Portland, OR 97228-6995

Your Business and Wells Fargo

Visit wellsfargoworks.com to explore videos, articles, infographics, interactive tools, and other resources on the topics of business growth, credit, cash flow management, business planning, technology, marketing, and more.

Account options

A check mark in the box indicates you have these convenient services with your account(s). Go to wellsfargo.com/biz or call the number above if you have questions or if you would like to add new services.

- Business Online Banking
- Online Statements
- Business Bill Pay
- Business Spending Report
- Overdraft Protection




IMPORTANT ACCOUNT INFORMATION

The following dedicated text telephone/telecommunication device for the deaf (TTY/TDD) lines are being retired on March 5, 2021: 800-877-4833, 800-419-2265 and 800-600-4833. We accept relay-assisted calls, including calls from the 711 service, when customers call any Wells Fargo customer service toll-free phone number. Wells Fargo will continue to provide excellent service to our deaf or hard of hearing customers and customers with speech disorders.

Statement period activity summary

Beginning balance on 6/1	\$33,819.77
Deposits/Credits	19,092.15
Withdrawals/Debits	- 17,374.27
Ending balance on 6/30	\$35,537.65





Overdraft Protection

This account is not currently covered by Overdraft Protection. If you would like more information regarding Overdraft Protection and eligibility requirements please call the number listed on your statement or visit your Wells Fargo branch.

Transaction history

<i>Date</i>	<i>Check Number</i>	<i>Description</i>	<i>Deposits/ Credits</i>	<i>Withdrawals/ Debits</i>	<i>Ending daily balance</i>
6/1		Purchase authorized on 05/28 Eventgroove Print Httpswww.Even MT S381148845604178 Card 7974		154.06	
6/1	6626	Deposited OR Cashed Check		100.00	33,565.71
6/2		Purchase Return authorized on 06/01 Eventgroove Print Httpswww.Even MT S381148845604178 Card 7974	11.08		
6/2		Purchase authorized on 06/02 Staples Apple Valley CA P00461153628989451 Card 7974		34.76	
6/2		Purchase authorized on 06/02 Costco Whse #1010 Victorville CA P00581153671493819 Card 7120		283.35	
6/2		Purchase authorized on 06/02 Smart and Final Hesperia CA P00000000781993901 Card 7120		119.90	
6/2	6879	Check		2,767.50	30,371.28
6/3		Purchase authorized on 06/01 Crown Awards Inc 800-227-1557 NY S381153000137212 Card 7974		92.19	30,279.09
6/4		Purchase authorized on 06/02 Crown Awards Inc 800-227-1557 NY S381153765903889 Card 7974		78.54	
6/4		Purchase authorized on 06/04 Costco Whse #1010 Victorville CA P00301155634295470 Card 7120		333.69	
6/4		Purchase authorized on 06/04 Smart and Final Hesperia CA P00000000584321986 Card 7120		200.64	
6/4	6880	Check		500.00	29,166.22
6/7		Purchase authorized on 06/02 Nassp Product & SE 703-8600200 VA S301153603775609 Card 7974		174.75	
6/7		Purchase authorized on 06/04 Walmart.Com Au 800-966-6546 AR S301155801385016 Card 7974		320.02	
6/7	6881	Check		500.00	
6/7	6882	Check		504.59	27,666.86
6/9		Purchase authorized on 06/07 Amzn Mktp US*2x1Xa Amzn.Com/Bill WA S381159016739224 Card 7974		262.67	
6/9		Purchase authorized on 06/09 Smart and Final Hesperia CA P00000000785415612 Card 7974		75.75	
6/9		Purchase authorized on 06/09 Party City 1519 12410 Victorville CA P00000000586219966 Card 7974		70.63	
6/9		Purchase authorized on 06/09 Smart and Final Hesperia CA P00000000185888511 Card 7120		204.15	
6/9		Purchase authorized on 06/09 Smart and Final Hesperia CA P00000000071716559 Card 7120		180.76	
6/9		Purchase Return authorized on 06/09 Smart and Final Hesperia CA P00000000077758888 Card 7120	53.98		26,926.88
6/10		Purchase authorized on 06/07 OTC Brands Inc 800-2280475 NE S581158650394812 Card 7974		677.36	
6/10		Purchase authorized on 06/08 Amzn Mktp US*2x3Ti Amzn.Com/Bill WA S301160130985056 Card 7974		20.99	
6/10		Purchase authorized on 06/09 Amzn Mktp US*2x9Zr Amzn.Com/Bill WA S381160320664384 Card 7974		297.75	
6/10		Purchase authorized on 06/09 Circle K 06017 14511 P Victorville CA P00000000380437948 Card 7974		53.00	25,877.78
6/11		Purchase authorized on 06/09 Monicas Tacos Hesperia CA S301160723060522 Card 7974		349.65	
6/11		Purchase authorized on 06/09 Amzn Mktp US*2x8Ja Amzn.Com/Bill WA S381160738085250 Card 7974		28.99	
6/11		Purchase authorized on 06/09 Little Caesars 030 Hesperia CA S381161059288311 Card 7974		60.25	



Transaction history (continued)

Date	Check Number	Description	Deposits/ Credits	Withdrawals/ Debits	Ending daily balance
6/11		Purchase authorized on 06/10 Huntington State B Huntington Be CA S301161504090826 Card 7974		15.00	
6/11		Purchase authorized on 06/11 Party City 1519 12410 Victorville CA P00000000132863086 Card 7974		114.11	
6/11		Purchase authorized on 06/11 Party City 1519 12410 Victorville CA P00000000689323644 Card 7974		13.04	
6/11		Purchase authorized on 06/11 Hobbylobb 12550 Amargo Victorville CA P00000000376904521 Card 7974		1,150.53	
6/11		Purchase authorized on 06/11 Shell Service Station Hesperia CA P00301162725247418 Card 7120		85.00	
6/11	6627	Check		100.00	23,961.21
6/14		Paypal Transfer 210614 1014196748631 [REDACTED]	5,153.78		
6/14		Purchase authorized on 06/12 Hole IN One Donuts Hesperia CA S381163474355865 Card 7120		89.91	
6/14		Purchase authorized on 06/12 Wal-Mart #4340 Hesperia CA P00000000279235089 Card 7120		58.14	28,966.94
6/15	6884	Deposited OR Cashed Check		325.00	28,641.94
6/16		Purchase authorized on 06/11 U-Haulcharlies Aut Hesperia CA S461162644413789 Card 7120		147.76	
6/16		Purchase authorized on 06/11 U-Haulcharlies Aut Hesperia CA S461162855662151 Card 7120		142.27	
6/16	6628	Check		75.00	28,276.91
6/18		Purchase authorized on 06/18 Best Buy 00014829 Apple Valley CA P00000000439837876 Card 9092		1,745.53	26,531.38
6/21		Deposit	91.00		
6/21		Deposit	3,259.25		
6/21		Deposit	1,907.00		
6/21		Deposit	1,722.04		33,510.67
6/22		Purchase authorized on 06/22 The Home Depot 6834 Apple Valley CA P00461173561979285 Card 9092		358.92	
6/22		Purchase authorized on 06/22 The Home Depot #0665 Victorville CA P00381173584521492 Card 9092		280.58	
6/22		Purchase authorized on 06/22 The Home Depot 6834 Apple Valley CA P00461173736996422 Card 9092		939.58	
6/22		Purchase authorized on 06/22 The Home Depot 6834 Apple Valley CA P00301173814615764 Card 9092		469.79	31,461.80
6/23		Deposit	6,894.02		
6/23		Purchase authorized on 06/23 The Home Depot #0665 Victorville CA P00301174554792327 Card 9092		17.57	
6/23		Purchase authorized on 06/23 Smart and Final Hesperia CA P00000000373834102 Card 9092		104.69	38,233.56
6/25		Purchase authorized on 06/24 Learnworlds CY L Limassol Cyp S301175674686986 Card 9092		999.00	
6/25		Bankcard Fee Adjustment - 0329285918		20.00	37,214.56
6/28		Purchase authorized on 06/25 Thestudio 877-647-6447 CA S301177042436422 Card 7974		915.96	
6/28		Purchase authorized on 06/25 Thestudio 877-647-6447 CA S461177043263337 Card 7974		415.36	
6/28		Purchase authorized on 06/28 The Home Depot #0665 Victorville CA P00381179607809190 Card 7120		183.79	
6/28		Purchase authorized on 06/28 Dunn-Edwards Corp #53 Victorville CA P00301179620170089 Card 7120		161.80	35,537.65
Ending balance on 6/30					35,537.65
Totals			\$19,092.15	\$17,374.27	

The Ending Daily Balance does not reflect any pending withdrawals or holds on deposited funds that may have been outstanding on your account when your transactions posted. If you had insufficient available funds when a transaction posted, fees may have been assessed.



Summary of checks written (checks listed are also displayed in the preceding Transaction history)

Number	Date	Amount	Number	Date	Amount	Number	Date	Amount
6626	6/1	100.00	6879 *	6/2	2,767.50	6882	6/7	504.59
6627	6/11	100.00	6880	6/4	500.00	6884 *	6/15	325.00
6628	6/16	75.00	6881	6/7	500.00			

* Gap in check sequence.

Monthly service fee summary

For a complete list of fees and detailed account information, see the disclosures applicable to your account or talk to a banker. Go to wellsfargo.com/feefaq for a link to these documents, and answers to common monthly service fee questions.

Fee period 06/01/2021 - 06/30/2021	Standard monthly service fee \$40.00	You paid \$0.00
The bank has waived the fee for this fee period.		
How to avoid the monthly service fee	Minimum required	This fee period
Have any ONE of the following account requirements		
· Average ledger balance	\$25,000.00	\$30,506.00 <input checked="" type="checkbox"/>

DG/D5

Account transaction fees summary

Service charge description	Units used	Units included	Excess units	Service charge per excess units (\$)	Total service charge (\$)
Cash Deposited (\$)	6,500	20,000	0	0.0030	0.00
Transactions	15	500	0	0.50	0.00
Total service charges					\$0.00



IMPORTANT ACCOUNT INFORMATION

Effective September 1, 2021, the non-Wells Fargo ATM balance inquiry fee will increase from \$2.00 to \$2.50, and the non-Wells Fargo ATM transfer fee will increase from \$2.00 to \$2.50. To avoid these fees, monitor your balances and transfer money by accessing Wells Fargo ATMs, calling the number on the back of your card, and using Wells Fargo Online® or the Wells Fargo Mobile® app. Availability may be affected by your mobile carrier's coverage area. Your mobile carrier's message and data rates may apply. These fees may not be applicable to all customers and may vary depending on the type of Account you have. For more details, refer to the applicable Wells Fargo Fee and Information Schedule for your Account.

Effective May 28, 2021, the following fees were eliminated and there is no longer a charge for these services: audit confirmation, credit inquiry, coin deposited per bag, and document copy. Thank you for banking with Wells Fargo. We appreciate your business.

Statement Beginning Balance	\$	33,819.77	Statement Ending Balance	\$	35,537.65
Cleared Transactions			Uncleared Transactions		
Checks and Other Debits		(17,556.27)	Checks and Other Debits		(114.99)
Deposits and Other Credits		<u>19,274.15</u>	Deposits and Other Credits		<u>0.00</u>
Total Cleared Transactions	\$	1,717.88	Total Uncleared Transactions	\$	(114.99)
Cleared Balance	\$	<u>35,537.65</u>	Register Ending Balance	\$	<u>35,422.66</u>

Date	Type	Number	Description	Amount
Cleared Checks and Other Debits				
06/01/2021	CHECK	6626	Antonio Musolino	\$ 100.00
06/02/2021	CHECK	6879	Upland Events and Banquet Center	2,767.50
06/03/2021	CHECK	6880	Olson Photography	500.00
06/03/2021	CHECK	6881	Sharp International	500.00
06/07/2021	CHECK	6882	Sharp International	504.59
06/08/2021	CHECK	6628	Marco Gochez	75.00
06/08/2021	CHECK	6827	Dean Griffin	100.00
06/11/2021	CHECK	6884	Kona Ice	325.00
06/21/2021	ADJUSTMENT	10	Reverse of #9	91.00
06/21/2021	ADJUSTMENT	3	Manual Deposit	91.00
06/30/2021	CHECK	7120	Various	2,137.18
06/30/2021	CHECK	71201	Various	53.98
06/30/2021	CHECK	7974	Various	5,364.28
06/30/2021	CHECK	79741	Various	11.08
06/30/2021	CHECK	9092	Various	4,915.66
06/30/2021	STATEMENT		Service Charge	20.00
		Total		<u>\$ 17,556.27</u>
Cleared Deposits and Other Credits				
06/02/2021	DEPOSIT		Deposit	\$ 11.08
06/21/2021	ADJUSTMENT	4	Reverse of #3	91.00
06/21/2021	ADJUSTMENT	9	Reverse of #3	91.00
06/21/2021	DEPOSIT		Deposit	1,907.00
06/21/2021	DEPOSIT		Deposit	91.00
06/21/2021	DEPOSIT		Deposit	3,259.25
06/21/2021	DEPOSIT		Deposit	1,722.04
06/30/2021	DEPOSIT		Deposit	12,101.78
		Total		<u>\$ 19,274.15</u>
Uncleared Checks and Other Debits				
06/25/2021	CHECK	6885	California Scholarship Federation	\$ 100.00
06/25/2021	CHECK	6886	Carlisle, Jessica	14.99
		Total		<u>\$ 114.99</u>
Uncleared Deposits and Other Credits				

Date	Type	Number	Description	Amount
			Total	\$ 0.00

Assets			
1101	Accounts Receivable	Accounts Receivable	21,012.34
1001	Checking	Bank	35,422.66
1301	Fixed Assets	Fixed Asset	0.00
1401	Inventory	Inventory	0.00
1201	Undeposited Funds	Undeposited Funds	0.00
9998	Undeposited Funds PACE	Other Asset	0.00
	Total Assets		\$ 56,435.00
Liabilities			
6005	ACADEMIC	Trust	998.25
2001	Accounts Payable	Accounts Payable	0.00
6006	AMBASSADORS	Trust	4,395.00
6007	ART	Trust	5,000.00
6007.01	ART CREW	Trust	720.07
6008	BAND	Trust	600.00
6009	BASKETBALL	Trust	1,200.00
6000.21	C/O 2021	Trust	11,526.49
6000.22	C/O 2022	Trust	3,809.47
6000.23	C/O 2023	Trust	3,296.07
6000.24	C/O 2024	Trust	1,201.50
6000.25	C/O 2025	Trust	0.00
6000.26	C/O 2026	Trust	0.00
6000.27	C/O 2027	Trust	0.00
6000.28	C/O 2028	Trust	0.00
6000.29	C/O 2029	Trust	0.00
6000.30	C/O 2030	Trust	0.00
6000.31	C/O 2031	Trust	0.00
6000.32	C/O 2032	Trust	0.00
6000.33	C/O 2033	Trust	0.00
6000.34	C/O 2034	Trust	0.00
6000.35	C/O 2035	Trust	0.00
6011	CHEER	Trust	(446.00)
6013.01	CIRQUE	Trust	250.00
6014	COOKING	Trust	900.00
6015	COSPLAY	Trust	925.32
6015.01	COSTUME DESIGN	Trust	500.00
6016	CSF	Trust	11.26
6017	DANCE PRO	Trust	542.03
6020	DONATION	Trust	0.00
6021	DRAMA PRO	Trust	500.00
6004	Esports	Trust	786.00
6024	GEN THEATER	Trust	147.04
6025	HIP HOP	Trust	874.50
2026	INT'L THESIAPANS	Trust	1,000.00
6025.01	JUNIOR HIGH DANCE	Trust	897.13
6027	JUNIOR HIGH ESG	Trust	(2,777.76)
6025.02	JUNIOR VARSITY DANCE	Trust	0.00
6028	MEDIA TEAM	Trust	2,489.40
6029	MOCKTRIAL	Trust	(23.00)
6030	MUSIC	Trust	500.00
6030.01	MUSICAL PRO	Trust	(442.55)
6032	NATIONAL HONOR SOCIETY	Trust	250.00
6034	PHOTO	Trust	1,500.00
2101	Sales Tax Payable	Sales Tax Payable	0.00
6035	SNOW	Trust	0.00
6024.02	SR PROD	Trust	669.07

As Of: June 30, 2021

6036	STAR QUEST	Trust	5.00
6008.01	STREET BAND	Trust	0.00
9000	Temporary Clearing Account	Trust	(16,232.90)
6024.01	THEATER X	Trust	1,144.37
6025.03	VARSITY DANCE	Trust	700.12
6037	WORLD	Trust	6,960.00
6038	YEARBOOK-H	Trust	10,422.62
	Total Liabilities		<u>\$ 44,798.50</u>
Fund Balance			
3001	Fund Balance	Fund Balance	0.00
	Change in Fund Balance		<u>11,636.50</u>
	Total Fund Balance		<u>\$ 11,636.50</u>
Total Liabilities and Fund Balance			<u>\$ 56,435.00</u>

From July 1, 2020 to June 30, 2021

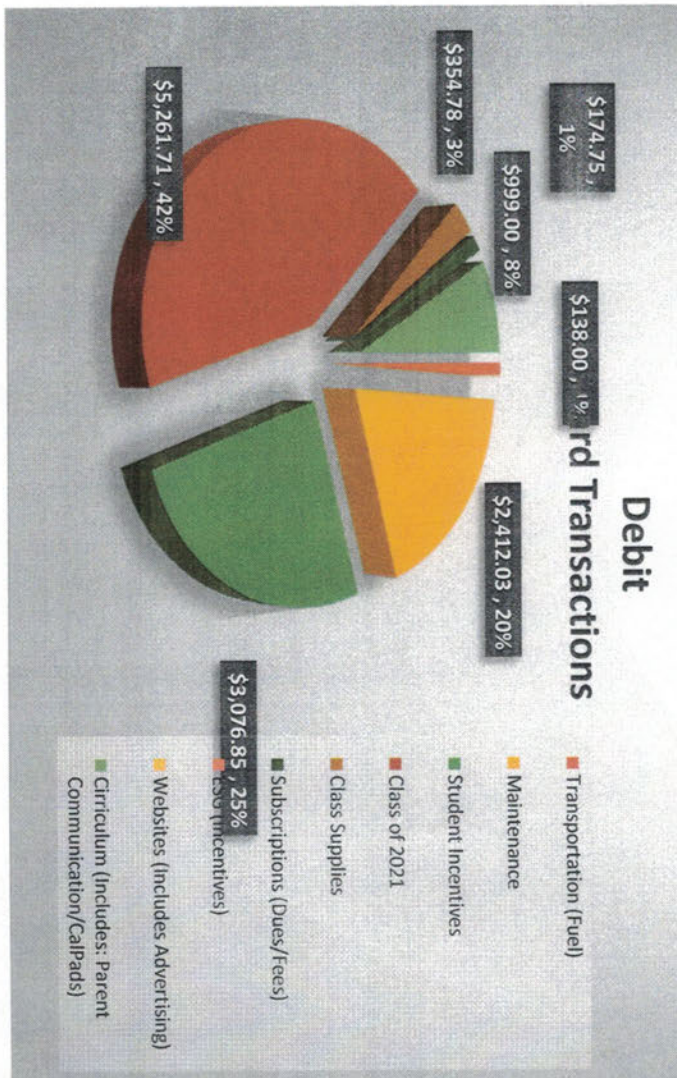
Income		
4000	ESG REVENUE	15,148.93
4001	Interest Income	0.00
9997	Record Account PACE	0.00
4002	Sales Income	0.00
9999	Web Store Convenience Fee PACE	0.00
		\$ 15,148.93
Expense		
5001	Bank Charges	20.00
5002	Bank Charges - NSF	0.00
5101	Bank Reconciliation Difference	0.00
5201	Cost of Goods Sold	0.00
5000	ESG EXEPNSE	3,492.43
5301	Sales Expenses	0.00
		\$ 3,512.43
	Change to Fund Balance	\$ 11,636.50



Summary of Debit Card Transactions
 Period Ending 6/30/21

Transportation (Fuel)	\$ 138.00
Maintenance	\$ 2,412.03
Student Incentives	\$ 3,076.85
Class of 2021	\$ 5,261.71
Class Supplies	\$ 354.78
Subscriptions (Dues/Fees)	\$ 174.75
ESG (Incentives)	
Websites (Includes Advertising)	
Curriculum (Includes: Parent Communication/CalPads)	\$ 999.00
Total	\$ 12,417.12

Denise-9092	\$ 4,915.66
Ashlin-7974	\$ 5,364.28
Joe-7120	\$ 2,137.18
Total	\$ 12,417.12
Difference	\$ -



Sales Summary		Payments Summary	
Taxable Sales	\$ 0.00	Cash	\$ 11,780.13
Non-Taxable Sales	19,092.15	Change Made	0.00
		Returns, Cash	0.00
Sales Before Tax	\$ 19,092.15	Net Cash	\$ 11,780.13
Sales Tax	0.00	Checks	7,312.02
		Returns, Checks	0.00
		Net Checks	\$ 7,312.02
		Total Cash & Checks	19,092.15
		Returns, Clearing	0.00
		Credit Cards	0.00
		On Account	0.00
		Student Funds	0.00
		Webstore	0.00
Total Sales	\$ 19,092.15	Total Payments	\$ 19,092.15

Receipt #	Date	Name	Item	Qty	Price	Amount	Tax	Account #	Account Name	Total
	06/01/2021	Chavez, Mary Jeanette	2021 Yearbook	1	\$ 80.00	80.00	0.00	6038	YEARBOOK-H	80.00
	06/01/2021	Chavez, Mary Jeanette	Misc Sale Items	1	64.00	64.00	0.00	4000	ESG REVENUE	64.00
	06/01/2021	Eriksen, Stephanie Marie	Misc Sale Items	1	64.00	64.00	0.00	4000	ESG REVENUE	64.00
	06/01/2021	Eriksen, Stephanie Marie	2021 Yearbook	1	80.00	80.00	0.00	6038	YEARBOOK-H	80.00
	06/02/2021	Eventgroove Prints	ESG EXPENSE					5000	ESG EXPENSE	11.08
	06/16/2021	Cedric, Jenet	2021 Yearbook	1	80.00	80.00	0.00	6038	YEARBOOK-H	80.00
	06/18/2021	Various	Esports					6004	Esports	695.00
	06/21/2021	Various	Misc Sale Items	1	844.00	844.00	0.00	4000	ESG REVENUE	844.00
	06/21/2021	Pena, Adam	Misc Sale Items	1	54.98	54.98	0.00	4000	ESG REVENUE	54.98
	06/21/2021	Prieto, David Isaac	Misc Sale Items	1	11.50	11.50	0.00	4000	ESG REVENUE	11.50
	06/21/2021	De Jesus, Sienna Jade	Misc Sale Items	1	2.75	2.75	0.00	4000	ESG REVENUE	2.75
	06/21/2021	Ramirez, Joshua James	Misc Sale Items	1	40.00	40.00	0.00	4000	ESG REVENUE	40.00
	06/21/2021	Ybarra, Claudia Ruby	2021 Yearbook	1	80.00	80.00	0.00	6038	YEARBOOK-H	80.00
	06/21/2021	Scott, Megan	Prom 2021	1	100.00	100.00	0.00	6000,21	C/O 2021	100.00
	06/21/2021	Shermp, Kenna	Prom 2021	1	100.00	100.00	0.00	6000,21	C/O 2021	100.00

Receipt #	Date	Name	Item	Qty	Price	Amount	Tax	Account #	Account Name	Total
06/21/2021		Dominguez, Robert	Prom 2021	1	100.00	100.00	0.00	6000.21	C/O 2021	100.00
06/21/2021		Dominguez, Robert	Prom 2021	1	100.00	100.00	0.00	6000.21	C/O 2021	100.00
06/21/2021		Zebaloon, Remy	Prom 2021	1	100.00	100.00	0.00	6000.21	C/O 2021	100.00
06/21/2021		Chacon, Richard Edward	Prom 2021	1	100.00	100.00	0.00	6000.21	C/O 2021	100.00
06/21/2021		Grjalva, Miguel Angel	Prom 2021	2	100.00	200.00	0.00	6000.21	C/O 2021	200.00
06/21/2021		Carmack, Makayla M	Prom 2021	1	100.00	100.00	0.00	6000.21	C/O 2021	100.00
06/21/2021		Abrego, Anna Isabella	Prom 2021	1	100.00	100.00	0.00	6000.21	C/O 2021	100.00
06/21/2021		Chambers, Alexandra Elizabeth	Prom 2021	2	100.00	200.00	0.00	6000.21	C/O 2021	200.00
06/21/2021		Rivera, Kevin N.	Prom 2021	1	100.00	100.00	0.00	6000.21	C/O 2021	100.00
06/21/2021		Soto, Gizelle Nicole	Prom 2021	1	100.00	100.00	0.00	6000.21	C/O 2021	100.00
06/21/2021		Gevanyan, Angelika	Prom 2021	2	100.00	200.00	0.00	6000.21	C/O 2021	200.00
06/21/2021		Padilla, Jose F	Prom 2021	1	100.00	100.00	0.00	6000.21	C/O 2021	100.00
06/21/2021		Martinez, Joeseeph Michael	Prom 2021	1	100.00	100.00	0.00	6000.21	C/O 2021	100.00
06/21/2021		Sims, Brooke Elizabeth	Prom 2021	1	100.00	100.00	0.00	6000.21	C/O 2021	100.00
06/21/2021		Mason, Aurora Maliah	Prom 2021	1	100.00	100.00	0.00	6000.21	C/O 2021	100.00
06/21/2021		Williams, Sequoia	Prom 2021	1	100.00	100.00	0.00	6000.21	C/O 2021	100.00
06/21/2021		Masters, Brooke Mackenzie	Prom 2021	1	100.00	100.00	0.00	6000.21	C/O 2021	100.00
06/21/2021		Sosa, Aaliyah Elizabeth	2020 Yearbook	1	80.00	80.00	0.00	6038	YEARBOOK-H	80.00
06/21/2021		Esquivel, Caroline Rose	2020 Yearbook	1	80.00	80.00	0.00	6038	YEARBOOK-H	80.00
06/21/2021		Esquivel, Caroline Rose	Full Page Ad in YB	1	100.00	100.00	0.00	6038	YEARBOOK-H	100.00
06/21/2021		Rios, Michael Andrew	2021 Yearbook	1	80.00	80.00	0.00	6038	YEARBOOK-H	80.00
06/21/2021		Rios, Michael Andrew	Misc Sale Items	1	30.00	30.00	0.00	4000	ESG REVENUE	30.00
06/21/2021		Rivera, Kevin N.	Misc Sale Items	1	30.00	30.00	0.00	4000	ESG REVENUE	30.00
06/21/2021		Shempp, Kenya	Prom 2021	1	100.00	100.00	0.00	6000.21	C/O 2021	100.00
06/21/2021		Various	Misc Sale Items	1	370.02	370.02	0.00	4000	ESG REVENUE	370.02
06/21/2021		Various	CHEER					6011	CHEER	5.00
06/21/2021		Various	Theater	0	0.00	0.00	0.00	6024	GEN THEATER	147.04
06/21/2021		Various	Graduation Tickets	97	5.00	485.00	0.00	4000	ESG REVENUE	485.00
06/21/2021		Various	JUNIOR HIGH ESG					6027	JUNIOR HIGH ESG	695.00
06/21/2021		Mason, Aurora Maliah	Prom 2021	1	100.00	100.00	0.00	6000.21	C/O 2021	100.00
06/21/2021		Various	NATIONAL HONOR SOCIETY					6032	NATIONAL HONOR SOCIETY	290.00
06/21/2021		Various	Esports					6004	Esports	91.00
06/30/2021		Smart and Final	ESG EXPENSE					5000	ESG EXPENSE	53.98
06/30/2021		Paypal	ESG REVENUE					4000	ESG REVENUE	5,153.78
06/30/2021		Encore High School	Accounts Receivable					1101	Accounts Receivable	6,894.02
REPORT TOTAL										\$ 19,092.15

Receipt #	Customer	Check #	Check From	Amount
4	Encore High School	69604	Encore High School	\$ 6,894.02
13	Chavez, Mary Jeanette	772	Karl D Eticson	32.00
13	Chavez, Mary Jeanette	773	Karl D Etiksen	80.00
13	Chavez, Mary Jeanette	771	Karl D Etiksen	32.00
14	Eriksen, Stephanie Marie	772	Karl D Etiksen	32.00
14	Eriksen, Stephanie Marie	773	Karl D Etiksen	80.00
14	Eriksen, Stephanie Marie	771	Karl D Etiksen	32.00
34	Rivera, Kevin N.	1501	Humberto Rivera	100.00
46	Rivera, Kevin N.	1503	Humberto Rivera	30.00
				<u>\$ 7,312.02</u>

From June 1, 2021 to June 30, 2021

Date	Number	Name	Memo/Account	Amount	Voided	Cleared
6/1/2021	6626h	Antonio Musolino	Prom Ticket Refund	\$ 100.00		6/30/2021
6/2/2021	6879h	Upland Events and Banquet Center	Prom Venue Balance	2,767.50		6/30/2021
6/3/2021	6880h	Olson Photography	Prom Photographer	500.00		6/30/2021
6/3/2021	6881h	Sharp International	Dance Comp (Money owed to ESG from Encore)	500.00		6/30/2021
6/7/2021	6882h	Sharp International	Dance Comp Late Fees (Money owed to ESG)	504.59		6/30/2021
6/8/2021	6628h	Marco Gochez	Captain Encore 2nd Place (Money Owed to ESG)	75.00		6/30/2021
6/8/2021	6827h	Dean Griffin	Captain Encore Winner (Money owed to ESG)	100.00		6/30/2021
6/11/2021	6884h	Kona Ice	Senior Sunset	325.00		6/30/2021
6/25/2021	6885	California Scholarship Federation	Renewal Fees	100.00		
6/25/2021	6886	Carlisle, Jessica	ESG Breakfast Reimbursement	14.99		
6/30/2021	71201h	Various	Enter total amount for card and credit given for card separately so Acct Balances	53.98		6/30/2021
6/30/2021	7120h	Various	Debit Card Transactions-Joe T Card 7120	2,137.18		6/30/2021
6/30/2021	79741h	Various	Enter full amt of card and credit to card separately so that Acct Balances	11.08		6/30/2021
6/30/2021	7974h	Various	Debit Card Transactions-Ashlin's Card	5,364.28		6/30/2021
6/30/2021	9092h	Various	Debit Card Transactions-Denise's Card	4,915.66		6/30/2021
Total				<u>\$ 17,469.26</u>		

Account Statement Report - Accounts Receivable (1101)

From July 1, 2020 to June 30, 2021


Date	Number	Type	Description	Name	Notes	Amount	Balance
07/01/2020			Balance Forward				\$ 14,419.59
06/30/2021	11	ADJUSTMENT	Monies owed to ESG from Encore			1,004.59	15,424.18
06/30/2021	4	RECEIPT	Apply towards balance due to ESG-Deposit date 6/23	Encore High School	Accounts Receivable	(6,894.02)	8,530.16
06/30/2021	7120	CHECK	Debit Card Transactions- Joe T Card 7120	Various	Owed to ESG	2,137.18	10,667.34
06/30/2021	71201	CHECK	Enter total amount for card and credit given for card separately so Acct Balances	Various		53.98	10,721.32
06/30/2021	7974	CHECK	Debit Card Transactions- Ashlin's Card	Various	Owed to ESG	5,364.28	16,085.60
06/30/2021	79741	CHECK	Enter full amt of card and credit to card separately so that Acct Balances	Various		11.08	16,096.68
06/30/2021	9092	CHECK	Debit Card Transactions- Denise's Card	Various	Owed to ESG	4,915.66	21,012.34
						\$ 6,592.75	\$ 21,012.34



May 2021

Month 11 of 12

- TITLE PAGE
- QUICKBOOKS REPORT WITH RECONCILIATION
- BANK STATEMENT
- DEBIT CARD USAGE REPORT
- WIX REPORT
- NCR DAILY SALES REPORT
- CAMPUS ACCOUNTS BALANCE STATEMENT
- STUDENT SERVICES GENERAL FUND DEBIT USAGE REPORT

Reviewed by:		
CEO: 	ASB OFFICER:	SCHOOL BOARD APPROVAL:

Management Report

Encore High Schools Debit Account
For the period ended May 31, 2021



Prepared on

June 17, 2021

Carol Walker, Fiscal Controller

For management use only

Table of Contents

Profit and Loss	3
Balance Sheet.....	4

Profit and Loss

May 2021

	Total
INCOME	
Daily Deposit	7,806.28
Total Income	7,806.28
GROSS PROFIT	7,806.28
EXPENSES	
Calpads	15.00
Class of 2021	13,475.00
Class Supplies - Hesperia	3,612.00
Maintenance - Hesperia	709.65
Office Supplies & Software	95.00
Parent Communication H	575.00
Reimbursable Expenses	-30,617.54
Staff Lunch - Hesperia	188.64
Transportation H	197.37
Total Expenses	-11,749.88
NET OPERATING INCOME	19,556.16
NET INCOME	\$19,556.16

Balance Sheet

As of May 31, 2021

	Total
ASSETS	
Current Assets	
Bank Accounts	
Accounting	460.50
Audit Supplies	507.91
Bookkeeping	80.86
CCSA	802.75
Covid Maintenance	510.75
Covid Supplies	495.48
Curriculum	6,135.00
ESG	1,665.18
Merchandize	1,188.67
Payout	-5,516.93
Paypal Transfer	-19,053.26
Platinum Business Checking (1118)	-76,914.47
Professional Development	189.65
Returns	248.16
Staff Meeting	258.91
Student Incentives	3,041.56
Website Advertising	1,320.18
Total Bank Accounts	-84,579.10
Other Current Assets	
Inventory Asset	6,574.62
Uncategorized Asset	-53,785.28
Total Other Current Assets	-47,210.66
Total Current Assets	-131,789.76
TOTAL ASSETS	\$ -131,789.76
LIABILITIES AND EQUITY	
Liabilities	
Current Liabilities	
Credit Cards	
Academics	-706.00
Total Credit Cards	-706.00
Total Current Liabilities	-706.00
Total Liabilities	-706.00
Equity	
Opening Balance Equity	20,609.32
Owner's Pay & Personal Expenses	6,465.16
Retained Earnings	-184,005.09
Net Income	25,846.85
Total Equity	-131,083.76

	Total
TOTAL LIABILITIES AND EQUITY	\$ -131,789.76

Encore High Schools Debit Account

Platinum Business Checking (1118), Period Ending 05/31/2021

RECONCILIATION REPORT

Reconciled on: 06/16/2021

Reconciled by: Kelsey White

Any changes made to transactions after this date aren't included in this report.

Summary

USD

Statement beginning balance	5,856.92
Checks and payments cleared (46)	-24,523.11
Deposits and other credits cleared (19)	52,485.96
Statement ending balance	<u>33,819.77</u>
Uncleared transactions as of 05/31/2021	-110,734.24
Register balance as of 05/31/2021	-76,914.47
Cleared transactions after 05/31/2021	0.00
Uncleared transactions after 05/31/2021	-4,597.09
Register balance as of 06/16/2021	<u>-81,511.56</u>

Details

Checks and payments cleared (46)

DATE	TYPE	REF NO.	PAYEE	AMOUNT (USD)
05/03/2021	Expense		Box Inc.	-15.00
05/03/2021	Expense		Constant Contact	-125.00
05/04/2021	Expense		Arco	-62.37
05/07/2021	Expense		Printify.com	-28.04
05/07/2021	Expense		Printify.com	-28.04
05/07/2021	Expense		Printify.com	-27.76
05/07/2021	Expense		Printify.com	-28.04
05/07/2021	Expense		Walmart	-188.64
05/07/2021	Expense		Printify.com	-48.20
05/07/2021	Expense		Printify.com	-50.02
05/07/2021	Expense		Printify.com	-156.18
05/07/2021	Expense		Printify.com	-42.52
05/07/2021	Expense		Printify.com	-42.10
05/07/2021	Expense		Printify.com	-48.89
05/07/2021	Expense		Printify.com	-43.84
05/07/2021	Expense		Printify.com	-80.91
05/07/2021	Expense		Home Depot	-205.37
05/07/2021	Expense		Printify.com	-28.04
05/07/2021	Expense		Printify.com	-18.76
05/07/2021	Expense		Wix.com	-14.99
05/07/2021	Expense		Printify.com	-27.76
05/10/2021	Bill Payment	6877	Upland Events & Banquet Ce...	-1,000.00
05/10/2021	Expense		Wix.com	-59.00
05/10/2021	Expense		Stater Bros	-14.99
05/10/2021	Expense		Quickbooks	-25.00
05/10/2021	Expense		Call-Em-All	-450.00
05/10/2021	Expense		Quickbooks	-70.00
05/10/2021	Expense		Kar Dance	-3,612.00
05/11/2021	Expense		NCR Silver	-19.00
05/12/2021	Expense		Shopify.com	-312.00
05/12/2021	Expense		Lowe's	-74.48
05/13/2021	Expense		Universal Studios Hollywood	-675.00
05/13/2021	Expense		Printify.com	-54.27
05/14/2021	Expense		Printify.com	-31.15
05/14/2021	Expense		Shop N Go	-80.00
05/17/2021	Expense		Printify.com	-14.48
05/17/2021	Expense		Printify.com	-14.34
05/17/2021	Expense		Printify.com	-35.29
05/18/2021	Expense		Printify.com	-28.04

DATE	TYPE	REF NO.	PAYEE	AMOUNT (USD)
05/18/2021	Expense		Shop N Go	-55.00
05/20/2021	Expense		LearnWorlds	-999.00
05/20/2021	Bill Payment	6878	Upland Events & Banquet Ce...	-11,800.00
05/24/2021	Expense		Wix.com	-53.23
05/25/2021	Expense		Home Depot	-414.81
05/27/2021	Expense		Crown Awards	-3,041.56
05/28/2021	Expense		Roxanne Guadiana	-280.00

Total **-24,523.11**

Deposits and other credits cleared (19)

DATE	TYPE	REF NO.	PAYEE	AMOUNT (USD)
05/03/2021	Deposit		Wix.com	19.11
05/04/2021	Deposit		Wix.com	76.44
05/05/2021	Deposit		Wix.com	94.06
05/06/2021	Deposit		Wix.com	133.77
05/10/2021	Deposit		PayPal	1,500.00
05/12/2021	Deposit		PayPal	693.00
05/17/2021	Deposit		PayPal	1,500.00
05/24/2021	Deposit		Encore High School Hesperia	2,730.75
05/24/2021	Deposit		Encore High School Hesperia	221.50
05/24/2021	Deposit		Encore High School Hesperia	650.97
05/24/2021	Deposit		Encore High School Hesperia	1,010.00
05/24/2021	Deposit		Encore High School Hesperia	10.00
05/24/2021	Deposit		Encore High School Hesperia	460.00
05/24/2021	Deposit		Encore Education Corporation	30,617.54
05/24/2021	Deposit		Encore High School Hesperia	1,258.75
05/24/2021	Deposit		Encore High School Hesperia	522.86
05/24/2021	Deposit		Encore High School Hesperia	150.00
05/24/2021	Deposit		Encore High School Hesperia	791.45
05/28/2021	Deposit		PayPal	10,045.76

Total **52,485.96**

Additional Information

Uncleared checks and payments as of 05/31/2021

DATE	TYPE	REF NO.	PAYEE	AMOUNT (USD)
12/11/2019	Bill Payment	6672	Kelley Peviani-Bruno	-16.99
12/11/2019	Bill Payment	6675	Dawn Livaudais	-459.71
01/06/2020	Bill Payment	6686	Chino Lumber & Hardware	-203.51
01/06/2020	Bill Payment	6687	Riverside City College	-3,076.00
01/10/2020	Bill Payment	6688	El Tio Alex	-3,232.50
01/11/2020	Bill Payment	6689	Billy Ortiz	-160.00
01/11/2020	Bill Payment	6690	Ignacio Ortiz	-160.00
01/13/2020	Bill Payment	6691	Alexandria Legumina	-165.00
01/13/2020	Bill Payment	6692	Erin Cherry	-25.00
01/13/2020	Bill Payment	6697	Knott's Berry Farm Youth Sales	-648.00
01/13/2020	Bill Payment	6696	Johnna Griffin	-25.00
01/13/2020	Bill Payment	6693	Alexandria Legumina	-25.00
01/13/2020	Bill Payment	6694	Denise Griffin	-25.00
01/13/2020	Bill Payment	6695	John Griffin	-25.00
01/14/2020	Bill Payment	6698	Inverse Pro Audio	-1,000.00
01/14/2020	Bill Payment	6699	Polaris Media Group	-3,500.00
01/14/2020	Bill Payment	6700	Sergio Maldonado	-795.00
01/17/2020	Bill Payment	6701	Olson Photography	-200.00
01/17/2020	Bill Payment	6702	Percy Bakker Community Cen...	-986.00
01/17/2020	Bill Payment	6703	USA Dance Floor CA	-4,100.00
01/23/2020	Bill Payment	6704	Eileen Radzik	-750.00
01/25/2020	Bill Payment	6705	Philip Cuttino	-2,200.00
01/30/2020	Bill Payment	6706	Aquarium of the Pacific	-850.00

DATE	TYPE	REF NO.	PAYEE	AMOUNT (USD)
01/31/2020	Bill Payment	6710	Jayleen Hill	-25.00
01/31/2020	Bill Payment	6711	Olson Photography	-1,830.00
01/31/2020	Bill Payment	6723	West Coast Elite Dance	-2,310.00
01/31/2020	Bill Payment	6713	Allen Umbarger	-25.00
01/31/2020	Bill Payment	6714	Bernice Swingle	-25.00
01/31/2020	Bill Payment	6715	Casandra Valme	-25.00
01/31/2020	Bill Payment	6716	Christie Scott	-25.00
01/31/2020	Bill Payment	6718	Johnna Griffin	-25.00
01/31/2020	Bill Payment	6720	Justin Casareno	-25.00
01/31/2020	Bill Payment	6721	Kristine Jareno	-25.00
01/31/2020	Bill Payment	6722	Roopkamal Kaur	-25.00
01/31/2020	Bill Payment	6709	Erin Cherry	-75.00
01/31/2020	Bill Payment	6708	Alexandria Legumina	-100.00
01/31/2020	Bill Payment	6707	Albert Zorn	-300.00
01/31/2020	Bill Payment	6712	Alexandria Legumina	-25.00
02/06/2020	Bill Payment	6724	Alexandria Legumina	-175.00
02/06/2020	Bill Payment	6726	Brandon Hill	-125.00
02/06/2020	Bill Payment	6727	Colonial Chesterfield at Riley'...	-1,419.00
02/06/2020	Bill Payment	6728	Denise Griffin	-175.00
02/06/2020	Bill Payment	6729	Eileen Radzik	-300.00
02/06/2020	Bill Payment	6730	Jayleen Hill	-125.00
02/06/2020	Bill Payment	6731	John Griffin	-175.00
02/06/2020	Bill Payment	6732	Johnna Griffin	-175.00
02/06/2020	Bill Payment	6733	One Yellow Fish Inc	-10,000.00
02/06/2020	Bill Payment	6734	Sandi Del Sole	-125.00
02/07/2020	Bill Payment	6737	Michelle Stone	-88.74
02/07/2020	Bill Payment	6736	Brandon Hill	-180.00
02/07/2020	Bill Payment	6735	Ashlin Barkdull	-205.70
02/10/2020	Bill Payment	6738	Delia Hernandez	-75.00
02/10/2020	Bill Payment	6739	Leilani Henry	-370.00
02/11/2020	Bill Payment	6740	Albert Zorn	-37.00
02/11/2020	Bill Payment	6741	Erin Cherry	-900.00
02/11/2020	Bill Payment	6742	Jennifer Garcia	-20.00
02/11/2020	Bill Payment	6743	LaToya Young	-25.00
02/11/2020	Bill Payment	6744	Rocio Hernandez	-25.00
02/18/2020	Bill Payment	6745	Alyce Jackson	-30.00
02/19/2020	Bill Payment	6746	The City Of Riverside	-5,072.00
02/19/2020	Bill Payment	6747	Victor Valley College	-2,134.00
02/21/2020	Bill Payment	6748	Teresa Roberts	-190.00
02/21/2020	Bill Payment	6749	Adrianna Toro	-61.60
02/21/2020	Bill Payment	6750	CMEA	-300.00
02/21/2020	Bill Payment	6751	Honors Graduation	-481.84
02/21/2020	Bill Payment	6752	Ironstone Medical Clinic Inc.	-400.00
02/21/2020	Bill Payment	6753	RCC Wind Ensemble/Kevin M...	-175.00
02/21/2020	Bill Payment	6754	Sandi Del Sole	-1,071.85
02/21/2020	Bill Payment	6757	Worlds Finest Chocolate, Inc.	-1,000.00
02/21/2020	Bill Payment	6756	Six Flags Magic Mountain	-2,000.00
02/21/2020	Bill Payment	6755	SCVA	-100.00
02/25/2020	Bill Payment	6758	Billy Ortiz	-160.00
02/25/2020	Bill Payment	6759	Ignacio Ortiz	-160.00
02/26/2020	Bill Payment	6760	Albert Zorn	-733.50
02/27/2020	Bill Payment	6764	Renee Ross	-525.00
02/27/2020	Bill Payment	6763	Philip Cuttino	-2,200.00
02/27/2020	Bill Payment	6762	Frances Jones	-15.00
02/27/2020	Bill Payment	6761	BHS Band Boosters	-175.00
02/27/2020	Bill Payment	6765	Scarlet Rodriguez	-45.00
02/28/2020	Bill Payment	6767	Kristie Taleghani	-309.00
02/28/2020	Bill Payment	6766	San Bernardino County Super...	-195.00
03/06/2020	Bill Payment	6768	Erin Cherry	-600.00
03/06/2020	Bill Payment	6770	The City Of Riverside	-1,000.00
03/06/2020	Bill Payment	6769	San Bernardino County Super...	-130.00
04/07/2020	Bill Payment	6771	Sacramento County Office of ...	-165.00
04/21/2020	Bill Payment	6779	LaKeva Bedford	-525.00
04/21/2020	Bill Payment	6780	Rachael Dzikonski	-8.00

DATE	TYPE	REF NO.	PAYEE	AMOUNT (USD)
04/21/2020	Bill Payment	6781	Sandi Del Sole	-19.99
04/21/2020	Bill Payment	6778	Kaci Massie	-200.00
04/21/2020	Bill Payment	6777	Jamie Smith	-155.00
04/21/2020	Bill Payment	6776	Gerald Lester	-525.00
04/21/2020	Bill Payment	6774	Daphne Wallraff-Mares	-20.00
04/21/2020	Bill Payment	6773	Charlotte Freeman	-45.00
04/21/2020	Bill Payment	6775	Dawn Livaudais	-97.81
04/21/2020	Bill Payment	6782	Terry Aldama	-100.00
04/21/2020	Bill Payment	6784	The Tamale Factory	-507.00
04/21/2020	Bill Payment	6783	Anina Nickel	-10.00
04/28/2020	Bill Payment	6785	Friesen Yearbooks	-6,930.48
04/28/2020	Bill Payment	6786	Friesen Yearbooks	-17,558.01
05/20/2020	Bill Payment	6787	Alissa Roseborough	-1,500.00
05/20/2020	Bill Payment	6788	Alissa Roseborough	-1,500.00
05/22/2020	Bill Payment	6789	Universal Studios Hollywood	-7,500.00
05/28/2020	Bill Payment	6790	Alejandra Gomar	-380.37
05/28/2020	Bill Payment	6792	Brian Forbes	-204.70
05/28/2020	Bill Payment	6796	Guided Discoveries Inc.	-8,377.00
05/28/2020	Bill Payment	6797	Ioana Neagu	-75.00
05/28/2020	Bill Payment	6798	Jose Estrella	-220.00
05/28/2020	Bill Payment	6803	Yesenia Cordell	-20.00
05/28/2020	Bill Payment	6801	Six Flags Magic Mountain	-2,238.94
05/29/2020	Bill Payment	6804	Melissa Campbell	-280.00
08/13/2020	Bill Payment	6851	Thomas Mendoza	-50.00
08/13/2020	Bill Payment	6817	Andrew Sandoval	-5.00
08/13/2020	Bill Payment	6839	Derrick Ball	-40.00

Total -110,734.24

Uncleared deposits and other credits as of 05/31/2021

DATE	TYPE	REF NO.	PAYEE	AMOUNT (USD)
01/31/2020	Bill Payment	6717	Dylan Freude	0.00
01/31/2020	Bill Payment	6719	Joshua Allen	0.00
02/06/2020	Bill Payment	6725	Ashlin Barkdull	0.00
02/28/2020	Bill Payment		San Bernardino County Super...	0.00
05/28/2020	Bill Payment	6791	Bob Hekel	0.00
08/13/2020	Bill Payment	6844	Miriam Almazain	0.00
08/24/2020	Check		Ana Estrada	0.00

Total 0.00

Uncleared checks and payments after 05/31/2021

DATE	TYPE	REF NO.	PAYEE	AMOUNT (USD)
06/02/2021	Bill Payment	6879	Upland Events & Banquet Ce...	-2,767.50
06/03/2021	Bill Payment	6880	Olson Photography	-500.00
06/04/2021	Bill Payment	6881	Sharp International	-500.00
06/04/2021	Bill Payment	6882	Sharp International	-504.59
06/11/2021	Check	6884	Kona Ice	-325.00

Total -4,597.09

Commercial Basic Checking

May 31, 2021 ■ Page 1 of 5



ENCORE EDUCATION CORPORATION
DEBIT ACCOUNT
16955 LEMON ST
HESPERIA CA 92345-5139

Questions?

Call your Customer Service Officer or Client Services

1-800-AT WELLS (1-800-289-3557)

5:00 AM TO 6:00 PM Pacific Time Monday - Friday

Online: wellsfargo.com

Write: Wells Fargo Bank, N.A. (114)
P.O. Box 6995
Portland, OR 97228-6995

Your Business and Wells Fargo

Visit wellsfargoworks.com to explore videos, articles, infographics, interactive tools, and other resources on the topics of business growth, credit, cash flow management, business planning, technology, marketing, and more.

Account options

A check mark in the box indicates you have these convenient services with your account(s). Go to wellsfargo.com/biz or call the number above if you have questions or if you would like to add new services.


- Business Online Banking
- Online Statements
- Business Bill Pay
- Business Spending Report
- Overdraft Protection

IMPORTANT ACCOUNT INFORMATION

The following dedicated text telephone/telecommunication device for the deaf (TTY/TDD) lines are being retired on March 5, 2021: 800-877-4833, 800-419-2265 and 800-600-4833. We accept relay-assisted calls, including calls from the 711 service, when customers call any Wells Fargo customer service toll-free phone number. Wells Fargo will continue to provide excellent service to our deaf or hard of hearing customers and customers with speech disorders.

Statement period activity summary

Beginning balance on 5/1	\$5,856.92
Deposits/Credits	52,485.96
Withdrawals/Debits	- 24,523.11
Ending balance on 5/31	\$33,819.77





Overdraft Protection

This account is not currently covered by Overdraft Protection. If you would like more information regarding Overdraft Protection and eligibility requirements please call the number listed on your statement or visit your Wells Fargo branch.

Transaction history

Date	Check Number	Description	Deposits/ Credits	Withdrawals/ Debits	Ending daily balance
5/3		Wix.Com EDI Pymnts TX2531573800Xt Ref*TN*TX2531573800Xt\Nte*Inv*Wix Payments\	19.11		
5/3		Recurring Payment authorized on 05/01 Eig*Constantcontac 855-2295506 MA S461121260054662 Card 7974		125.00	
5/3		Recurring Payment authorized on 05/02 Box, Inc. 877-7294269 CA S301122650997852 Card 0914		15.00	5,736.03
5/4		Wix.Com EDI Pymnts TX2545208700Xt Ref*TN*TX2545208700Xt\Nte*Inv*Wix Payments\	76.44		
5/4		Purchase authorized on 05/04 Arco42318001 Hesperia CA P0000000089336233 Card 7120		62.37	5,750.10
5/5		Wix.Com EDI Pymnts TX2622533900Xt Ref*TN*TX2622533900Xt\Nte*Inv*Wix Payments\	94.06		5,844.16
5/6		Wix.Com EDI Pymnts TX2682255900Xt Ref*TN*TX2682255900Xt\Nte*Inv*Wix Payments\	133.77		5,977.93
5/7		Recurring Payment authorized on 05/03 Wix*Wix.Com, Inc. 415-4499034 CA S301123806607481 Card 0914		14.99	
5/7		Purchase authorized on 05/06 Printify.Com Httpsprintify DE S461126598589543 Card 7120		18.76	
5/7		Purchase authorized on 05/06 Printify.Com Httpsprintify DE S381126598628340 Card 7120		28.04	
5/7		Purchase authorized on 05/06 Printify.Com Httpsprintify DE S461126598642672 Card 7120		28.04	
5/7		Purchase authorized on 05/06 Printify.Com Httpsprintify DE S581126598670065 Card 7120		28.04	
5/7		Purchase authorized on 05/06 Printify.Com Httpsprintify DE S581126598694436 Card 7120		27.76	
5/7		Purchase authorized on 05/06 Printify.Com Httpsprintify DE S581126598721646 Card 7120		28.04	
5/7		Purchase authorized on 05/06 Printify.Com Httpsprintify DE S301126599192360 Card 7120		27.76	
5/7		Purchase authorized on 05/06 Printify.Com Httpsprintify DE S581126599280144 Card 7120		48.20	
5/7		Purchase authorized on 05/06 Printify.Com Httpsprintify DE S461126599381706 Card 7120		50.02	
5/7		Purchase authorized on 05/06 Printify.Com Httpsprintify DE S381126682707210 Card 7120		156.18	
5/7		Purchase authorized on 05/06 Printify.Com Httpsprintify DE S381126682783283 Card 7120		42.52	
5/7		Purchase authorized on 05/06 Printify.Com Httpsprintify DE S461126682897282 Card 7120		42.10	
5/7		Purchase authorized on 05/06 Printify.Com Httpsprintify DE S581126752755677 Card 7120		48.89	
5/7		Purchase authorized on 05/06 Printify.Com Httpsprintify DE S301126752823716 Card 7120		43.84	
5/7		Purchase authorized on 05/06 Printify.Com Httpsprintify DE S301127111431536 Card 7120		80.91	
5/7		Purchase authorized on 05/07 The Home Depot 6834 Apple Valley CA P00461127577156105 Card 7974		205.37	
5/7		Purchase authorized on 05/07 WM Superc Wal-Mart Sup Hesperia CA P0000000033258485 Card 7974		188.64	4,869.83
5/10		RTP From Paypal on 05/10 Ref#20210510021000021P1Brjpm00020017090	1,500.00		
5/10		Recurring Payment authorized on 05/04 Wix*Wix.Com, Inc. 415-4499034 CA S381124663537480 Card 0914		59.00	



Transaction history (continued)

Date	Check Number	Description	Deposits/ Credits	Withdrawals/ Debits	Ending daily balance
5/10		Purchase authorized on 05/06 Kids Artistic Revu 714-826-8440 CA S581126834057118 Card 7120		3,612.00	
5/10		Recurring Payment authorized on 05/07 Int*Quickbooks Onl 800-446-8848 CA S581127491985349 Card 7974		70.00	
5/10		Purchase authorized on 05/07 Call-Em-All 972-668-1920 TX S581128181549462 Card 7974		450.00	
5/10		Recurring Payment authorized on 05/09 Int*Quickbooks Onl 800-446-8848 CA S381129493933544 Card 0914		25.00	
5/10		Purchase authorized on 05/10 Staterbro 16904 Main S Hesperia CA P00000000386533299 Card 7120		14.99	
5/10	6877	Check		1,000.00	1,138.84
5/11		Recurring Payment authorized on 05/10 Ncr Silver 877-270-3475 GA S581130289743063 Card 7974		19.00	1,119.84
5/12		RTP From Paypal on 05/12 Ref#20210512021000021P1Brjpm00010028135	693.00		
5/12		Recurring Payment authorized on 05/11 Shopify* 108815153 Httpsshopify. IL S301131259497947 Card 7120		312.00	
5/12		Purchase authorized on 05/12 Lowe's #2528 Apple Valley CA P00301132767395318 Card 7120		74.48	1,426.36
5/13		Purchase authorized on 05/12 Ush Ticketing Ecom 800-864-8377 CA S381132729868329 Card 7120		675.00	
5/13		Purchase authorized on 05/12 Printify.Com Httpsprintify DE S301133012555653 Card 7120		54.27	697.09
5/14		Purchase authorized on 05/13 Printify.Com Httpsprintify DE S461133669151447 Card 7120		31.15	
5/14		Purchase authorized on 05/14 Shop N Go Hesperia CA P00000000270175598 Card 7120		80.00	585.94
5/17		RTP From Paypal on 05/15 Ref#20210515021000021P1Brjpm00530022392	1,500.00		
5/17		Purchase authorized on 05/14 Printify.Com Httpsprintify DE S301134613264172 Card 7120		14.48	
5/17		Purchase authorized on 05/15 Printify.Com Httpsprintify DE S581135714717845 Card 7120		14.34	
5/17		Purchase authorized on 05/15 Printify.Com Httpsprintify DE S301136204539301 Card 7120		35.29	2,021.83
5/18		Purchase authorized on 05/16 Printify.Com Httpsprintify DE S381137150911224 Card 7120		28.04	
5/18		Purchase authorized on 05/18 Shop N Go Hesperia CA P00000000672492186 Card 7120		55.00	1,938.79
5/20		Purchase authorized on 05/19 Learnworlds CY L Limassol Cyp S461139606287116 Card 0914		999.00	939.79
5/24		Deposit	522.86		
5/24		Deposit	650.97		
5/24		Deposit	2,730.75		
5/24		Deposit	460.00		
5/24		Deposit	221.50		
5/24		Deposit	791.45		
5/24		Deposit	30,617.54		
5/24		Deposit	1,258.75		
5/24		Deposit	10.00		
5/24		Deposit	150.00		
5/24		Deposit	1,010.00		
5/24		Purchase authorized on 05/20 Wix.Com Premium-PI WWW.Wix.Com CA S461140735095425 Card 0914		53.23	
5/24	6878	Check		11,800.00	27,510.38
5/25		Purchase authorized on 05/25 The Home Depot 6834 Apple Valley CA P00301145851349538 Card 7974		414.81	27,095.57
5/27		Purchase authorized on 05/25 Crown Awards Inc 800-227-1557 NY S461146022653660 Card 7974		3,041.56	24,054.01



Transaction history (continued)

Date	Check Number	Description	Deposits/ Credits	Withdrawals/ Debits	Ending daily balance
5/28		Paypal Transfer 210528 1013908827967 [REDACTED]	10,045.76		
5/28		Paypal Echeck 210528 1013908880792 [REDACTED]		280.00	33,819.77
Ending balance on 5/31					33,819.77
Totals			\$52,485.96	\$24,523.11	

The Ending Daily Balance does not reflect any pending withdrawals or holds on deposited funds that may have been outstanding on your account when your transactions posted. If you had insufficient available funds when a transaction posted, fees may have been assessed.

Summary of checks written (checks listed are also displayed in the preceding Transaction history)

Number	Date	Amount	Number	Date	Amount
6877	5/10	1,000.00	6878	5/24	11,800.00

Monthly service fee summary

For a complete list of fees and detailed account information, see the disclosures applicable to your account or talk to a banker. Go to wellsfargo.com/feefaq for a link to these documents, and answers to common monthly service fee questions.

Fee period 05/01/2021 - 05/31/2021	Standard monthly service fee \$40.00	You paid \$0.00
The bank has waived the fee for this fee period.		
How to avoid the monthly service fee	Minimum required	This fee period
Have any ONE of the following account requirements		
· Average ledger balance	\$25,000.00	\$9,886.00 <input type="checkbox"/>

The Monthly service fee summary fee period ending date shown above includes a Saturday, Sunday, or holiday which are non-business days. Transactions occurring after the last business day of the month will be included in your next fee period.

Account transaction fees summary

Service charge description	Units used	Units included	Excess units	Service charge per excess units (\$)	Total service charge (\$)
Cash Deposited (\$)	7,400	20,000	0	0.0030	0.00
Transactions	11	500	0	0.50	0.00
Total service charges					\$0.00



General statement policies for Wells Fargo Bank

■ **Notice:** Wells Fargo Bank, N.A. may furnish information about accounts belonging to individuals, including sole proprietorships, to consumer reporting agencies. If this applies to you, you have the right to dispute the accuracy of information that we have reported by writing to us at: Overdraft Collections and Recovery, P.O. Box 5058, Portland, OR 97208-5058.

You must describe the specific information that is inaccurate or in dispute and the basis for any dispute with supporting documentation. In the case of information that relates to an identity theft, you will need to provide us with an identity theft report.

Account Balance Calculation Worksheet

1. Use the following worksheet to calculate your overall account balance.
2. Go through your register and mark each check, withdrawal, ATM transaction, payment, deposit or other credit listed on your statement. Be sure that your register shows any interest paid into your account and any service charges, automatic payments or ATM transactions withdrawn from your account during this statement period.
3. Use the chart to the right to list any deposits, transfers to your account, outstanding checks, ATM withdrawals, ATM payments or any other withdrawals (including any from previous months) which are listed in your register but not shown on your statement.

ENTER

A. The ending balance
 shown on your statement \$ _____

ADD

B. Any deposits listed in your register or transfers into your account which are not shown on your statement. \$ _____
 \$ _____
 \$ _____
 + \$ _____
 **TOTAL** \$ _____

CALCULATE THE SUBTOTAL

(Add Parts A and B)
 **TOTAL** \$ _____

SUBTRACT

C. The total outstanding checks and withdrawals from the chart above - \$ _____

CALCULATE THE ENDING BALANCE

(Part A + Part B - Part C)
 This amount should be the same as the current balance shown in your check register \$.

Number	Items Outstanding	Amount
Total amount \$		



DEBIT CARD USAGE REPORTS BY CARD NUMBER

The student services debit account is used for on campus purchases where other means of purchasing (invoice, check, etc.) is not feasible. Each debit card is reconciled monthly by the assigned user of the debit card. It is important to note that other people might use the debit cards contained in these reports, but it is the responsibility of the assigned card holder to reconcile the card every month. The following reports outline each individual card.

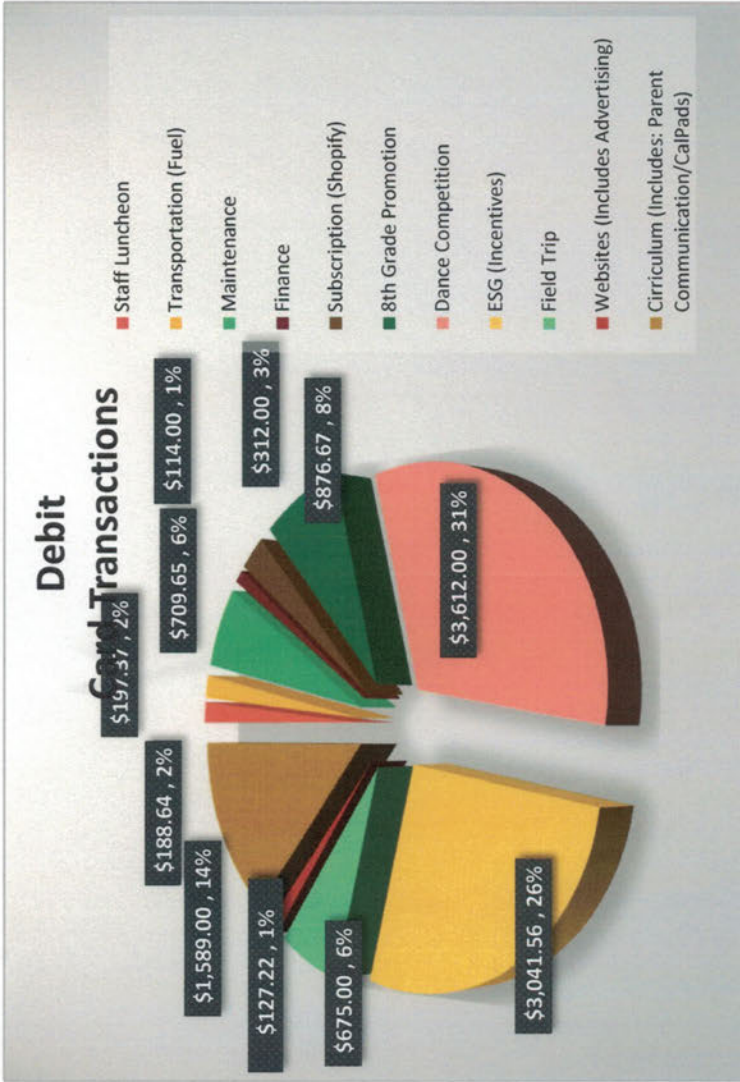
Each card report will have the following information:

The reconciliation report compiled using the bank statement

Receipts / backup documentation for each debit or credit (chronologically)



Summary of Debit Card Transactions
Period Ending 5/31/21



Staff Luncheon	\$ 188.64
Transportation (Fuel)	\$ 197.37
Maintenance	\$ 709.65
Finance	\$ 114.00
Subscription (Shopify)	\$ 312.00
8th Grade Promotion	\$ 876.67
Dance Competition	\$ 3,612.00
ESG (Incentives)	\$ 3,041.56
Field Trip	\$ 675.00
Webites (Includes Advertising)	\$ 127.22
Cirriculum (Includes: Parent Communication/CalPads)	\$ 1,589.00
Total	\$ 11,443.11

Denise-0914	\$ 1,166.22
Ashlin-7974	\$ 4,514.38
Joe-7120	\$ 5,762.51
Total	\$ 11,443.11
Difference	\$ -



MONTHLY WE PAY / WIX REPORTING

WePay and WIX are credit card payment systems that Encore uses for third parties to make payments and purchase merchandise. The request for these payments come directly from our communication email system, Constant Contact and from purchases made from the internet for special events.

- The first report reflects the bank charges associated with this service
- The second report reflects the individuals that have made the payments
- Last, a sampling of the actual purchases from Constant Contact are included. If you are looking for a specific charge through Constant Contact, it is available online for download.

Order Date	Payment Type	Amount	Fee	Net Amount	Status	Cardholder Name	Payout Date
5/2/2021 0:56	Refund	-20.5	-0.5	-20.5	-20 Paid Out	Anabel M. Estrada	5/4/2021 11:15
5/2/2021 0:56	Credit	20.5	1.39	19.11	19.11 Paid Out	Anabel M. Estrada	5/5/2021 11:15
5/1/2021 20:03	Credit	20.5	1.39	19.11	19.11 Paid Out	Blanca Valadez	5/5/2021 11:15
5/1/2021 6:51	Credit	20.5	1.39	19.11	19.11 Paid Out	Joshua Groom	5/5/2021 11:15
5/1/2021 1:17	Credit	20.5	1.39	19.11	19.11 Paid Out	Maya Milan L Alexander	5/5/2021 11:15
4/30/2021 15:48	Credit	20.5	1.39	19.11	19.11 Paid Out	Viletta Martin	5/5/2021 11:15
4/30/2021 7:50	Credit	20.5	1.39	19.11	19.11 Paid Out	Joshua Groom	5/5/2021 11:15
4/30/2021 5:42	Credit	20.5	1.39	19.11	19.11 Paid Out	Gregory M Poutre	5/5/2021 11:15



NCR DAILY RECAP SUMMARIES

NCR is a point of sale software that connects directly to Encore's cash register. The purpose for this software is to track daily income and sales that happen directly on campus. This recap is reconciled with the daily reports created by the front desk receptionist. The front desk reports are verified by the administrative assistant bookkeeper.

- Item sales are listed first. This is a description of the payments collected.
- The NCR Monthly Report follows the item sales descriptions
- The Daily Register Recaps follow the NCR Monthly Report that report all daily sales.

16955 Lemon Street
Hesperia, CA 92345

Saturday, May 1, 2021 - Monday, May 31, 2021

Category	Item Name	Vendor	Current Price	Net Sales					
				Avg. Price	Sold Qty.	Weight Qty.	Amt.	Cost	Margin
2020-H	Six Flags Sr. Trip		\$50.00	\$50.00	2.00		\$100.00	\$0.00	100.00 %
	Total				2.00		\$100.00	\$0.00	
2021-H	Cap (Mortar Board)		\$10.00	\$10.00	1.00		\$10.00	\$0.00	100.00 %
	Cap, Gown, & Tassel Keepsake		\$30.00	\$29.63	54.00		\$1,600.00	\$0.00	100.00 %
	Prom 2021		\$100.00	\$100.00	93.00		\$9,300.00	\$0.00	100.00 %
	Senior payment		\$0.00	\$60.00	3.00		\$180.00	\$0.00	100.00 %
	Senior Six Flags		\$50.00	\$50.00	39.00		\$1,950.00	\$0.00	100.00 %
	Tassel Keepsake		\$10.00	\$10.00	11.00		\$110.00	\$0.00	100.00 %
	Total					201.00		\$13,150.00	\$0.00
ASB-H	Class Year Patch		\$10.00	\$10.00	6.00		\$60.00	\$0.00	100.00 %
	Letermans		\$150.00	\$150.00	4.00		\$600.00	\$0.00	100.00 %
	Pirate Patch		\$17.00	\$17.00	1.00		\$17.00	\$0.00	100.00 %
	StudentStore deposit		\$0.00	\$435.75	1.00		\$435.75	\$0.00	100.00 %
	Total					12.00		\$1,112.75	\$0.00
MAIN ACCT.	AP Exam Fee - Reduced Lunch		\$53.00	\$53.00	3.00		\$159.00	\$0.00	100.00 %
	CHILD LUNCH-MAIN		\$0.00	\$8.75	6.00		\$52.50	\$0.00	100.00 %
	IT FEE-MAIN		\$0.00	\$66.86	8.00		\$534.88	\$0.00	100.00 %
	Total					17.00		\$746.38	\$0.00
PAYMENT PL	Cap & Gown PPL		\$40.00	\$30.00	1.00		\$30.00	\$0.00	100.00 %
	Total					1.00		\$30.00	\$0.00
Returns	Misc Checks		\$0.00	\$0.70	1.00		\$0.70	\$0.00	100.00 %
	Preimbursement Change		\$0.00	\$5.00	1.00		\$5.00	\$0.00	100.00 %
	Total					2.00		\$5.70	\$0.00
Sr Show-H	Drive in ticket		\$20.00	\$20.00	7.00		\$140.00	\$0.00	100.00 %
	Total					7.00		\$140.00	\$0.00
V Dance-H	Vegas Sarp Solos		\$100.00	\$100.00	3.00		\$300.00	\$0.00	100.00 %
	Total					3.00		\$300.00	\$0.00
Yearbook-H	Full Page Ad in Yearbook		\$100.00	\$100.00	8.00		\$800.00	\$0.00	100.00 %
	Yearbook 2020		\$80.00	\$80.00	3.00		\$240.00	\$0.00	100.00 %
	Yearbook 2021		\$80.00	\$80.00	20.00		\$1,600.00	\$0.00	100.00 %
	Total					31.00		\$2,640.00	\$0.00
Total					276.00		\$18,224.83	\$0.00	





DEBIT SUB-ACCOUNT MONTHLY BALANCE REPORT

This report shows the monthly balances of each sub-account within the debit account based on the monthly activity within the account. The NCR accounting software is used to determine the credits for the accounts. Sub Accounts include both team and general fund accounts.



MAY'21

TEAM	BEGINNING BALANCE	\$	-	ENDING BALANCE
STUDENT PAYMENT PLAN	\$ -	\$ -		\$ -
2021	\$ 2,195.87	\$ 7,255.62		\$ 9,451.49
2022	\$ 3,809.47			\$ 3,809.47
2023	\$ 3,296.07			\$ 3,296.07
2014	\$ 1,201.50			\$ 1,201.50
ACADEMIC	\$ 998.25			\$ 998.25
AMBASSADORS	\$ 4,395.00			\$ 4,395.00
ART	\$ 5,000.00			\$ 5,000.00
ART CREW	\$ 720.07			\$ 720.07
ESG	\$ (1,617.25)	\$ 9,616.15		\$ 7,998.90
BAND	\$ 600.00			\$ 600.00
BASKETBALL	\$ 1,200.00			\$ 1,200.00
BENEFIT/FUNDRAISING BALL	\$ -			\$ -
CHEER	\$ (451.00)			\$ (451.00)
CHOIR	\$ -			\$ -
CIRCUS ELITE	\$ -			\$ -
CIRQUE	\$ 250.00			\$ 250.00
COOKING	\$ 900.00			\$ 900.00
COSPLAY	\$ 925.32			\$ 925.32
COSTUME FEES	\$ 500.00			\$ 500.00
CSF	\$ 111.26			\$ 111.26
DANCE PRO	\$ -	\$ 542.03		\$ 542.03
DIRECTOR GRIFFIN	\$ -			\$ -
DIRECTOR RAE	\$ -			\$ -
DRAMA PRO	\$ 500.00			\$ 500.00
EP	\$ -			\$ -
FOUNDER	\$ -			\$ -
GEN THEATER	\$ -			\$ -
HIP HOP	\$ 874.50			\$ 874.50
ITS	\$ 1,000.00			\$ 1,000.00
JHASB	\$ (3,472.76)			\$ (3,472.76)
JR DANCE	\$ 897.13			\$ 897.13
JV DANCE	\$ -			\$ -
LEGACY BALL BENEFIT	\$ -			\$ -
MEDIA TEAM	\$ 2,489.40			\$ 2,489.40
MOCKTRIAL	\$ (23.00)			\$ (23.00)
MUSIC	\$ 500.00			\$ 500.00
MUSICAL PRO	\$ (528.75)	\$ 86.20		\$ (442.55)

TEAM	BEGINNING BALANCE	CHANGE	ENDING BALANCE
NHD	\$ -		\$ -
NHS	\$ (40.00)		\$ (40.00)
PAC	\$ -		\$ -
PHOTO	\$ 1,500.00		\$ 1,500.00
PROD X	\$ -		\$ -
SNOW	\$ -		\$ -
SR PROD	\$ (539.88)	\$ 1,208.95	\$ 669.07
STAR QUEST	\$ 5.00		\$ 5.00
STREET BAND	\$ -		\$ -
THEATER X	\$ 1,144.37		\$ 1,144.37
V DANCE	\$ 400.12	\$ 300.00	\$ 700.12
WORLD	\$ 6,960.00		\$ 6,960.00
YEARBOOK-H	\$ 6,135.80	\$ 3,626.82	\$ 9,762.62
A/R	\$ (4,840.15)	\$ (9,579.44)	\$ (14,419.59)

\$ 36,996.34 \$ 13,056.33 \$ 50,052.67



GENERAL FUND SUB-ACCOUNT DEBIT ACTIVITY

This report shows the monthly activity of the sub-account for General Fund

- This sub-account is used for on campus and online purchases where an offsite check is not a feasible form of payment.
- The General Fund Sub-Account runs a monthly report that is approved by Encore's School Board.
- Once the monthly report is approved by the School Board, a check is run by the General Fund Account and is deposited in the Student Services Debit Account.
- Backup for this report is provided in the chronological activity in the "bank statement" reporting.


Date	Transaction Type	Name	Memo/De scription	Account	Split	Amount
05/03/2021	Expense	Constant Contact	2036	Platinum Business Checking (1118)	Parent Communication H	-125.00
05/03/2021	Expense	Box Inc.	2030	Platinum Business Checking (1118)	Calpads	-15.00
05/04/2021	Expense	Arco	2053	Platinum Business Checking (1118)	Transportation H	-62.37
05/07/2021	Expense	Wix.com	2031	Platinum Business Checking (1118)	Website Advertising	-14.99
05/07/2021	Expense	Home Depot	2037	Platinum Business Checking (1118)	Maintenance - Hesperia	-205.37
05/07/2021	Expense	Walmart	2038	Platinum Business Checking (1118)	Staff Lunch - Hesperia	-188.64
05/10/2021	Expense	Wix.com	2032	Platinum Business Checking (1118)	Website Advertising	-59.00
05/10/2021	Expense	Kar Dance	2054	Platinum Business Checking (1118)	Class Supplies - Hesperia	-3,612.00
05/10/2021	Expense	Quickbooks	2039	Platinum Business Checking (1118)	Office Supplies & Software	-70.00
05/10/2021	Expense	Call-Em-All	2040	Platinum Business Checking (1118)	Parent Communication H	-450.00
05/10/2021	Expense	Quickbooks	2033	Platinum Business Checking (1118)	Office Supplies & Software	-25.00
05/10/2021	Expense	Stater Bros	2045	Platinum Business Checking (1118)	Maintenance - Hesperia	-14.99
05/11/2021	Expense	NCR Silver	2041	Platinum Business Checking (1118)	Bookkeeping	-19.00
05/12/2021	Expense	Lowe's	2047	Platinum Business Checking (1118)	Maintenance - Hesperia	-74.48
05/14/2021	Expense	Shop N Go	2049	Platinum Business Checking (1118)	Transportation H	-80.00
05/18/2021	Expense	Shop N Go	2052	Platinum Business Checking (1118)	Transportation H	-55.00
05/20/2021	Expense	LearnWorlds	2034	Platinum Business Checking (1118)	Curriculum	-999.00
05/24/2021	Expense	Wix.com	2035	Platinum Business Checking (1118)	Website Advertising	-53.23
05/25/2021	Expense	Home Depot	2042	Platinum Business Checking (1118)	Maintenance - Hesperia	-414.81
05/27/2021	Expense	Crown Awards	2043	Platinum Business Checking (1118)	Student Incentives	-3,041.56

-9,579.44



STUDENT SERVICES FORM- TRANSACTIONS DUE FROM ENCORE

Month: May 2021
Monthly Transaction Amount: \$9579.44
QuickBooks Reconciliation Provided: YES
Backup Provided? YES
Completed by: Carol Walker

Reviewed by:		
CEO: 	ASB OFFICER:	SCHOOL BOARD APPROVAL:

Scanned by:
Submission Date:

Cover Sheet

ESSER III Plan

Section: VI. Finance
Item: B. ESSER III Plan
Purpose: Vote
Submitted by: Paul Khoury

BACKGROUND:

Present required ESSER III spending plan for board approval.

RECOMMENDATION:

Encore staff recommends approval of this item.