

CONFIDENTIAL

**TEACH Public Schools
TEACH Prep Elementary
Monthly Board Report**

**For the Month of:
Month 6 2021-2022**

CONFIDENTIAL

Enrollment and Turnover

Goal: Maintain minimum enrollment level of 405 students and keep attrition below 3 students

Summary Status: Currently increasing recruitment effort to target 405 and maintain ADA

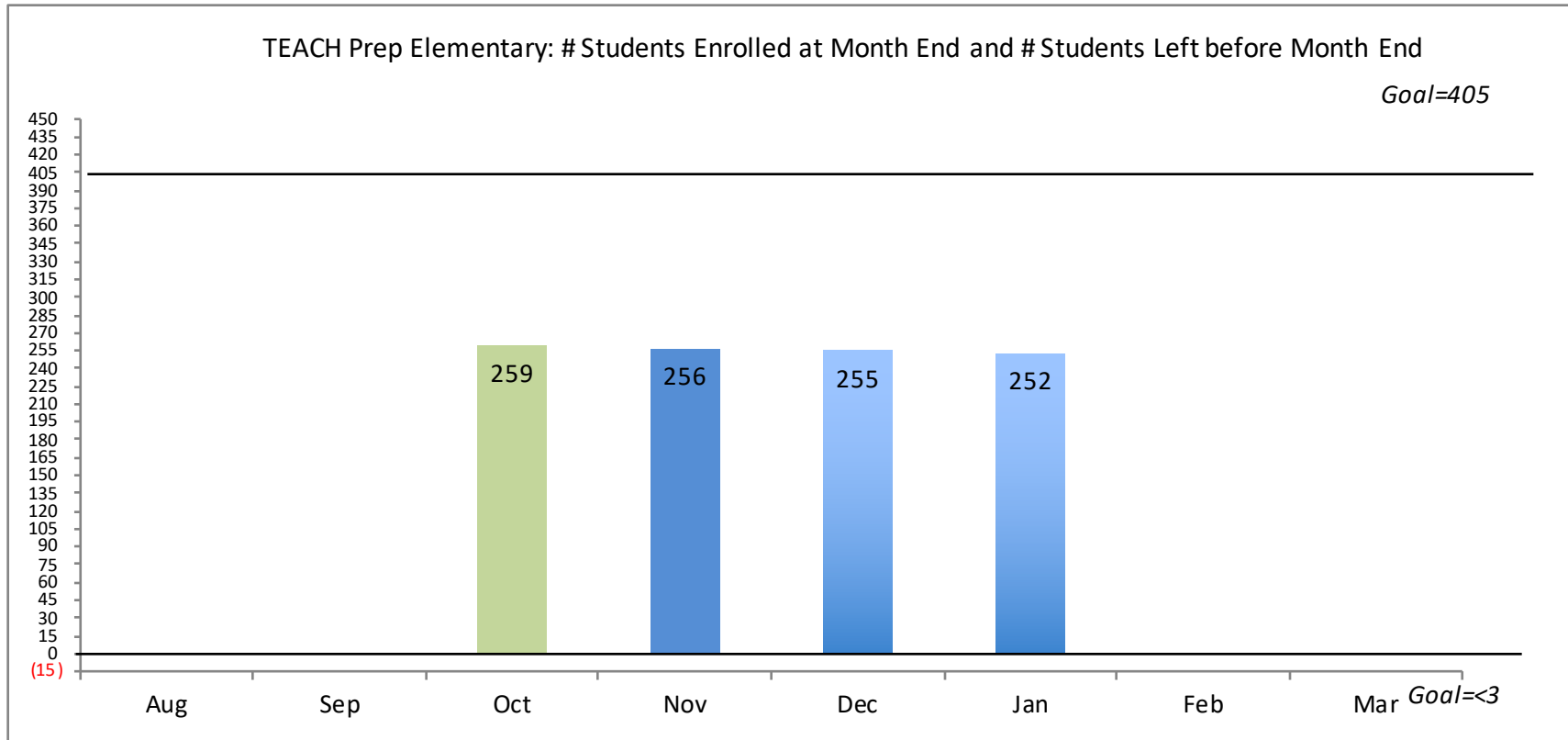


Chart Notes: 18-19 Annual is an average across months year to date.

Notes (Implemented Strategies &/or Challenges):

- a) TEACH maintained its enrollment top close out the school year
- b) Enrollment by grade: TK= 6, Kinder= 42, 1st =52, 2nd= 50 , 3rd =58, 4th=44
- c)

TEACH Public Schools - TEACH Prep Elementary: School Goals Report 2019-2020

School-Wide

Current Year by Month

	Aug	Sep	Oct	Nov	Dec	Jan	Feb	Mar
Enrolled at Month End			259	256	255	252		
Left before Month End								

Current Year by Month

	Aug	Sep	Oct	Nov	Dec	Jan	Feb	Mar
TK								
Enrolled at Month End			5	5	5	6		
Left before Month End			0	0	0	0		
Kinder								
Enrolled at Month End			42	43	42	42		
Left before Month End			0	0	1	0		
1st Grade								
Enrolled at Month End			52	52	52	52		
Left before Month End			0	0	0	0		
2nd Grade								
Enrolled at Month End			52	52	52	50		
Left before Month End			0	0	0	2		
3rd Grade								
Enrolled at Month End			59	59	59	58		
Left before Month End				0	0	1		
4th Grade								
Enrolled at Month End			49	49	45	44		
Left before Month End			0	3		2		

		Annual by Year		Current Year by Month							
		21-22	Aug	Sep	Oct	Nov	Dec	Jan	Feb	Mar	
School-Wide					84.80%	86.00%	86.20%				
TK					83.20%	89.20%	84.30%				
Kinder					79.20%	82.10%	84.50%				
1st Grade					83.80%	86.50%	87.80%				
2nd Grade					89.10%	88.30%	86.60%				
3rd Grade					86.00%	85.50%	87.50%				
4th Grade					84.80%	86.70%	84.60%				
		<i>* 21-22 is YTD Average</i>									

Student Attendance

Goal: Maintain a 96% or above average daily attendance (LCAP Goal 4)

Summary Status: Will focus on declines utilizing parent square

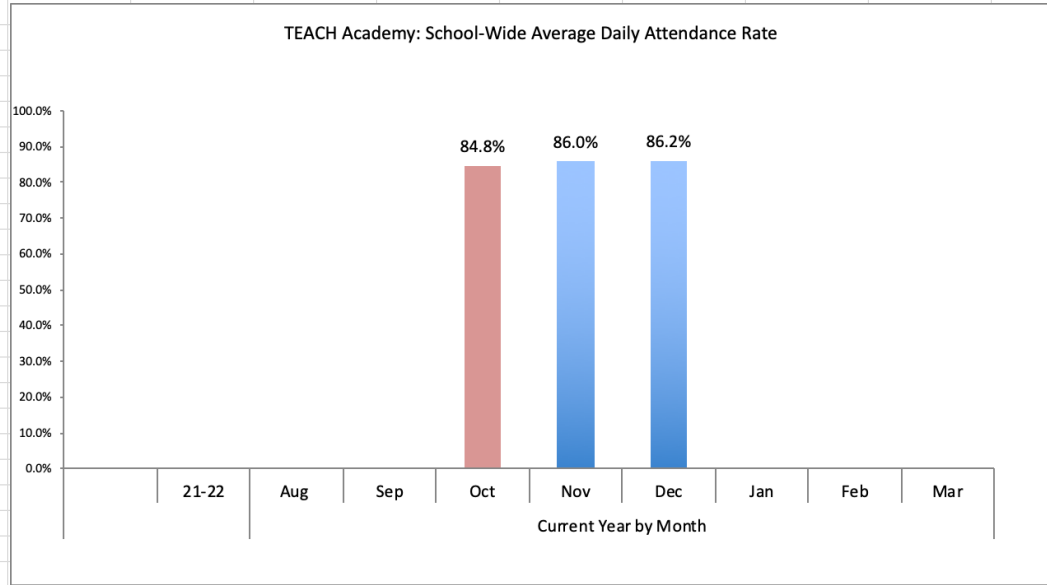


Chart Notes: 17-18 Annual is included for comparison purpose; 18-19 Annual is an average across months year to date.

Notes (Implemented Strategies &/or Challenges):

- a) Attendance by grade: TK= 100.00%, Kinder=91.95%, 1st = 86.10%, 2nd= 90.85% 3rd=89.93%
- b)
- c)

Student Attendance

Goal: Maintain a 96% or above average daily attendance (LCAP Goal 4)

Summary Status: Will focus on declines utilizing parent square

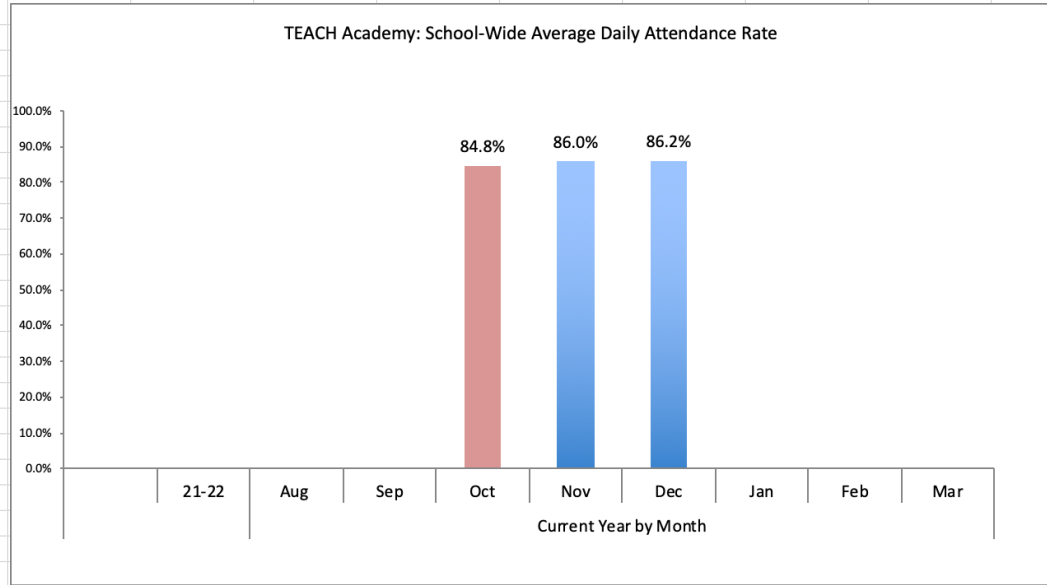


Chart Notes: 17-18 Annual is included for comparison purpose; 18-19 Annual is an average across months year to date.

Notes (Implemented Strategies &/or Challenges):

- a) Attendance by grade: TK= 100.00%, Kinder=91.95%, 1st = 86.10%, 2nd= 90.85% 3rd=89.93%
- b)
- c)

		Annual by Year		Current Year by Month							
		21-22	Aug	Sep	Oct	Nov	Dec	Jan	Feb	Mar	
School-Wide					84.80%	86.00%	86.20%				
TK					83.20%	89.20%	84.30%				
Kinder					79.20%	82.10%	84.50%				
1st Grade					83.80%	86.50%	87.80%				
2nd Grade					89.10%	88.30%	86.60%				
3rd Grade					86.00%	85.50%	87.50%				
4th Grade					84.80%	86.70%	84.60%				
		<i>* 21-22 is YTD Average</i>									