

CONFIDENTIAL

**TEACH Public Schools
TEACH Prep Elementary
Monthly Board Report**

**For the Month of:
Month 5 2021-2020**

CONFIDENTIAL

Enrollment and Turnover

Goal: Maintain minimum enrollment level of 405 students and keep attrition below 3 students

Summary Status: Currently increasing recruitment effort to target 405 and maintain ADA

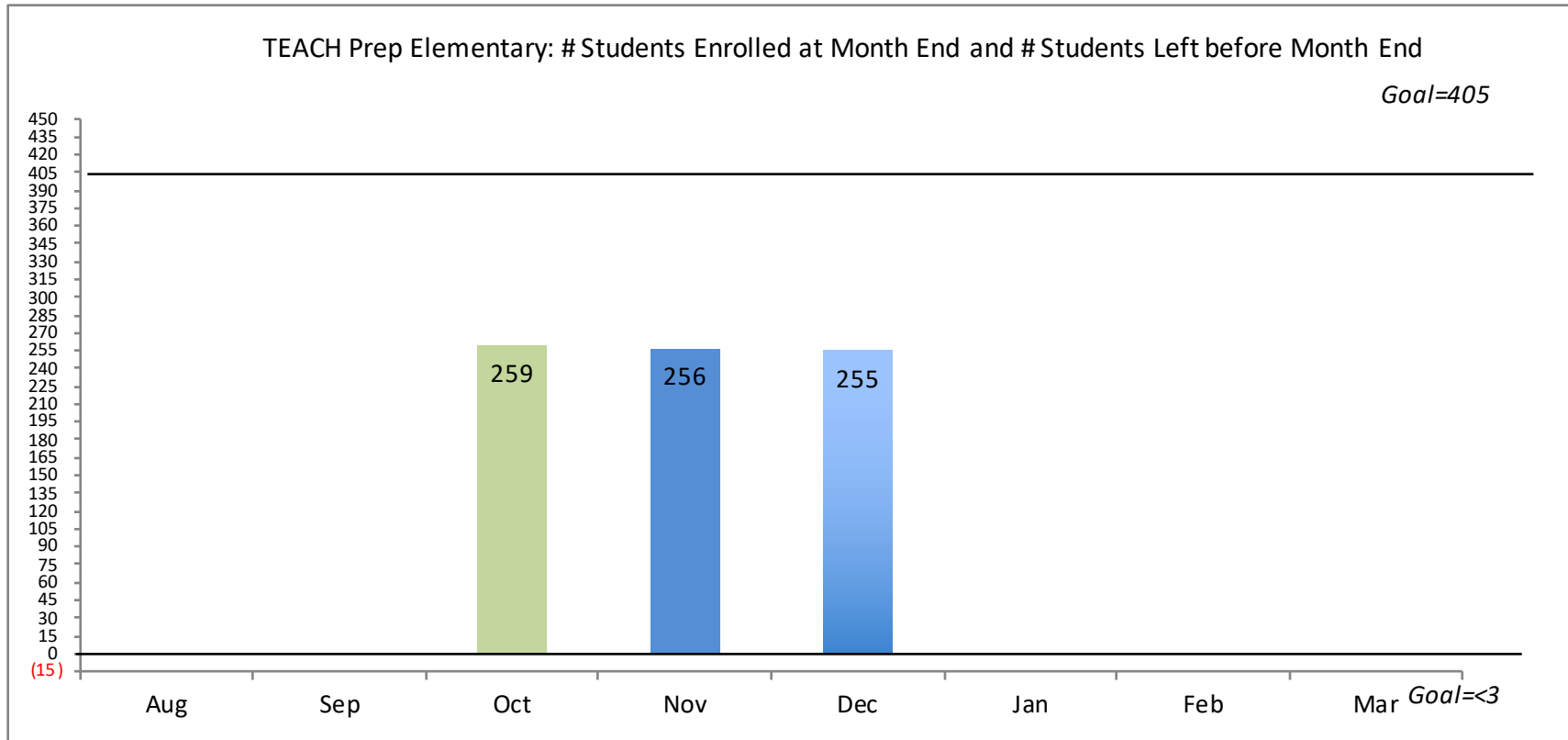


Chart Notes: 18-19 Annual is an average across months year to date.

Notes (Implemented Strategies &/or Challenges):

- a) TEACH maintained its enrollment top close out the school year
- b) Enrollment by grade: TK= 5, Kinder= 43, 1st =52, 2nd= 52 , 3rd =59, 4th=49
- c)

Student Attendance

Goal: Maintain a 96% or above average daily attendance (LCAP Goal 4)

Summary Status: Will focus on declines utilizing parent square

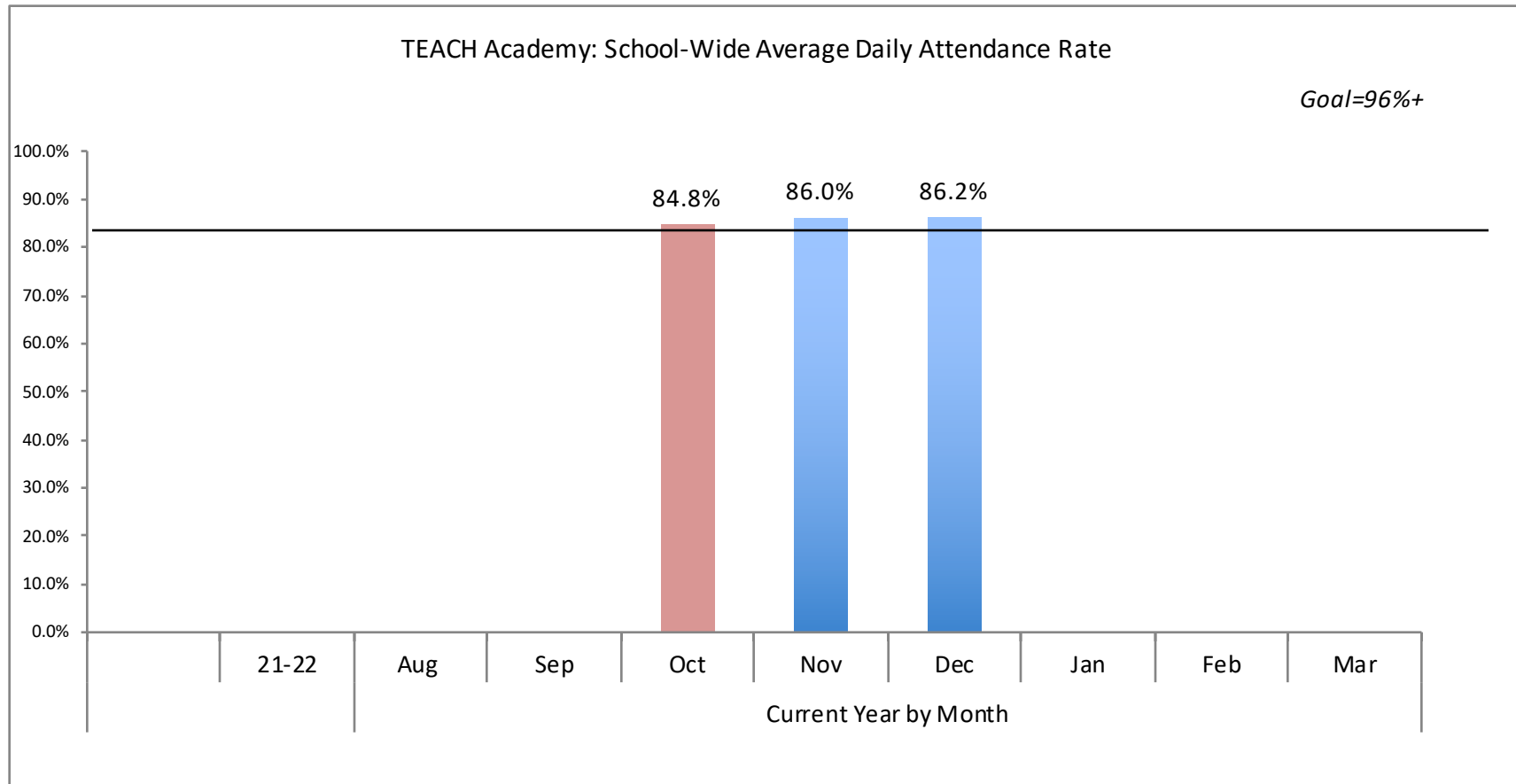


Chart Notes: 17-18 Annual is included for comparison purpose; 18-19 Annual is an average across months year to date.

Notes (Implemented Strategies &/or Challenges):

a) Attendance by grade: TK= 84.29, Kinder=84.49, 1st = 87.77%, 2nd= 85.99% 3rd=87.53% 4th=84.60%

b)

c)

Academics - Student Grades

Goal: 90% of students receive passing grades in all core class subjects

Summary Status: Increase of passage of classes

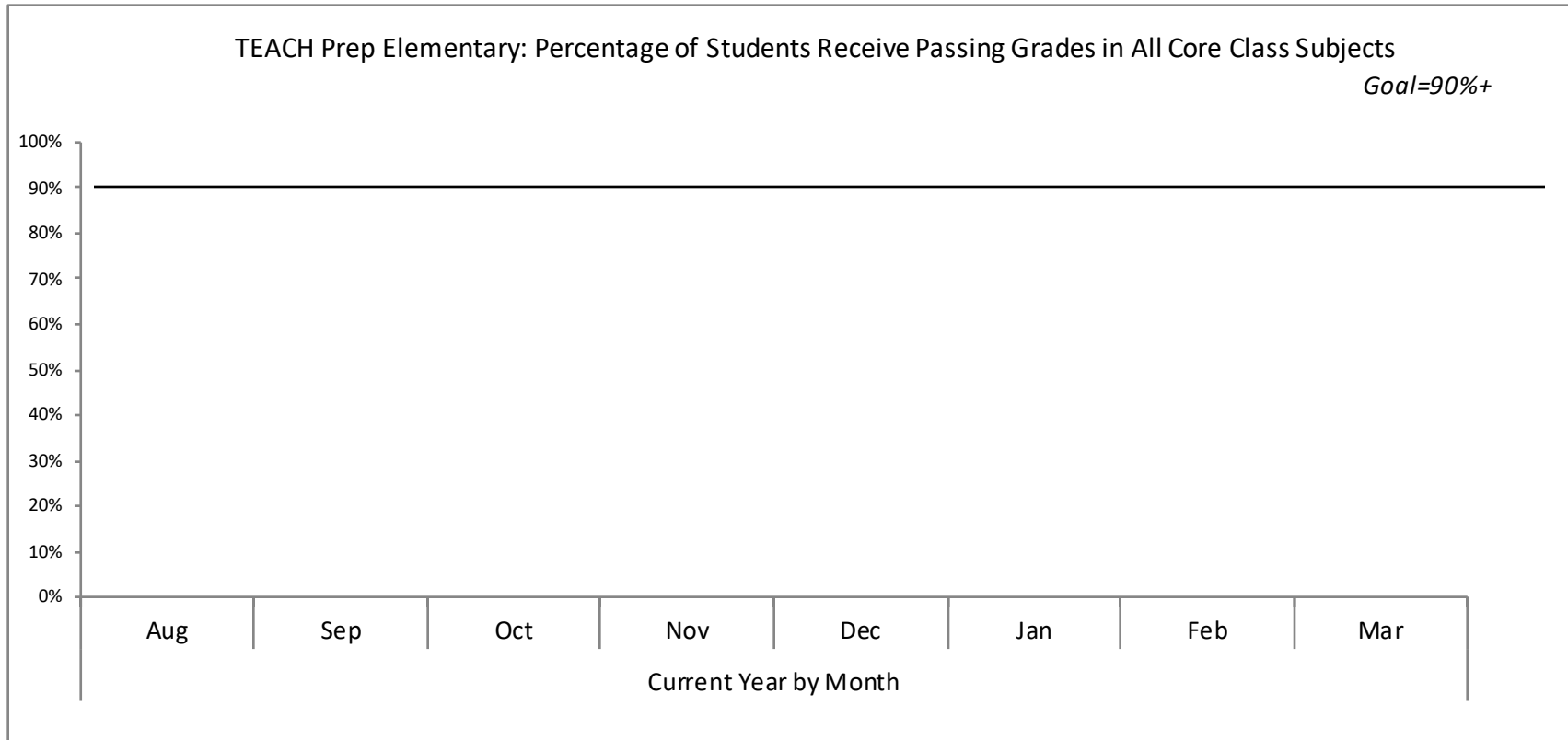


Chart Notes: Passing grade is defined as 2 or higher

Notes (Implemented Strategies &/or Challenges):

- a)
- b)
- c)

TEACH Public Schools - TEACH Academy of Technologies: School Goals Report 2018-19

| | Annual by Year | | Current Year by Month | | | | | | | |
|-------------|----------------|-------|-----------------------|-----|-------|-------|-------|-----|-----|-----|
| | 20-21 | 21-22 | Aug | Sep | Oct | Nov | Dec | Jan | Feb | Mar |
| School-Wide | | | | | 84.8% | 86.0% | 86.2% | | | |
| TK | | | | | 83.2% | 89.2% | 84.3% | | | |
| Kinder | | | | | 79.2% | 82.1% | 84.5% | | | |
| 1st Grade | | | | | 83.8% | 86.5% | 87.8% | | | |
| 2nd Grade | | | | | 89.1% | 88.3% | 86.0% | | | |
| 3rd Grade | | | | | 86.0% | 85.5% | 87.5% | | | |
| 4th Grade | | | | | 84.8% | 86.7% | 84.6% | | | |

* 21-22 is YTD Average

TEACH Public Schools - TEACH Academy of Technologies: School Goals Report 2018-19

| | | Current Year by Month | | | | | | | |
|-------------|--|-----------------------|-----|-----|-----|-----|-----|-----|-----|
| | | Aug | Sep | Oct | Nov | Dec | Jan | Feb | Mar |
| School-Wide | | | | | | | | | |
| Tk | | | | | | | | | |
| Kinder | | | | | | | | | |
| 1st Grade | | | | | | | | | |
| 2nd Grade | | | | | | | | | |

School-Wide

Current Year by Month

| | Aug | Sep | Oct | Nov | Dec | Jan | Feb | Mar |
|-----------------------|-----|-----|-----|-----|-----|-----|-----|-----|
| Enrolled at Month End | | | 259 | 256 | 255 | | | |
| Left before Month End | | | | | | | | |

Current Year by Month

| | Aug | Sep | Oct | Nov | Dec | Jan | Feb | Mar |
|-----------------------|-----|-----|-----|-----|-----|-----|-----|-----|
| TK | | | | | | | | |
| Enrolled at Month End | | | 5 | 5 | 5 | | | |
| Left before Month End | | | 0 | 0 | 0 | | | |
| Kinder | | | | | | | | |
| Enrolled at Month End | | | 42 | 43 | 42 | | | |
| Left before Month End | | | 0 | 0 | 1 | | | |
| 1st Grade | | | | | | | | |
| Enrolled at Month End | | | 52 | 52 | 52 | | | |
| Left before Month End | | | 0 | 0 | 0 | | | |
| 2nd Grade | | | | | | | | |
| Enrolled at Month End | | | 52 | 52 | 52 | | | |
| Left before Month End | | | 0 | 0 | 0 | | | |
| 3rd Grade | | | | | | | | |
| Enrolled at Month End | | | 59 | 59 | 59 | | | |
| Left before Month End | | | | 0 | 0 | | | |
| 4th Grade | | | | | | | | |
| Enrolled at Month End | | | 49 | 49 | 45 | | | |
| Left before Month End | | | 0 | 3 | 0 | | | |