



TEACH Academy of Technologies, TEACH Tech Charter High School, TEACH Prep Elementary, TEACH Public Schools

Fiscal Summary Updates

TEACH July 2020 Updates & Highlights

- ❑ FY20/21 Forecasts has been updated to reflect Spring 2021 Funding Deferrals. It is possible that Deferrals will be eliminated if additional Federal Funding is received by the State. Total funds deferred to FY21/22- \$717,169
- ❑ TEACH applied for the Learning Loss Mitigation Funds- approximate funding allocations are:
TAT: \$492,982~~ TTHS: \$518,033~~ TES: \$150,943
Funds have been added to FY20/21 forecasts- Budgets will need to be created for usage of funds- which will need to be BOD approved by 9/30/2020. Any additional projected expenses will be added to the FY20/21 forecast. See “Use of Funds” slide.
- ❑ There is a possibility of increased funding per ADA for SPED as the Approved State Budget increased the base rate from \$577/ ADA to \$625 /ADA. (Current FY20/21 approved Budgets were \$500 per ADA with 1% Administration Fee)
- ❑ Lottery funds per ADA decreased compared to Budget -Forecasted to be \$199 per ADA- Budgeted at \$207 per ADA- small change in revenue

TEACH Academy of Technologies

Board Summary

FY20/21

Revenue

Annual/Full Year			
Forecast @ 6/30/2021	Budget @ 6/30/2021	Fav/(Unfav)	
State Aid-Rev Limit	\$ 4,529,655	\$ 4,170,784	\$ 358,871
Federal Revenue	1,236,582	743,600	492,982
Other State Revenue	991,928	942,466	49,462
Other Local Revenue	-	-	-
Total Revenue	\$ 6,758,165	\$ 5,856,850	\$ 901,315

Expenses

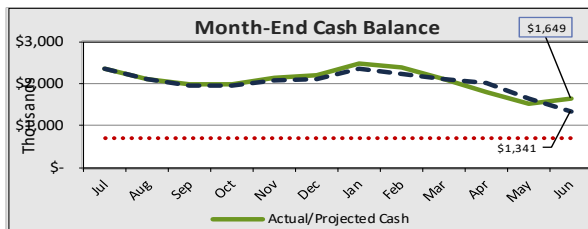
Annual/Full Year			
Forecast @ 6/30/2021	Budget @ 6/30/2021	Fav/(Unfav)	
Certificated Salaries	\$ 1,354,914	\$ 1,341,414	\$ (13,500)
Classified Salaries	195,814	195,814	-
Benefits	508,078	505,513	(2,565)
Books and Supplies	671,668	671,668	-
Subagreement Services	514,140	514,140	-
Operations	160,830	160,830	-
Facilities	994,328	994,328	-
Professional Services	1,180,736	1,075,750	(104,987)
Depreciation	98,700	98,700	-
Interest	-	-	-
Total Expenses	\$ 5,679,209	\$ 5,558,157	\$ 121,052

Total Surplus(Deficit)

Annual/Full Year			
Forecast @ 6/30/2021	Budget	Fav/(Unfav)	
Total Surplus(Deficit)	\$ 1,078,956	\$ 298,693	\$ 780,263
Beginning Fund Balance	2,738,788	2,738,788	
Ending Fund Balance	\$ 3,817,744	\$ 3,037,482	
<i>As a % of Annual Expenses</i>	67.2%	54.6%	

434.51
ADA CAP

Enrollment & Per Pupil Data			
	Actual	Forecast	Budget
Average Enrollment	n/a	445	445
ADA	n/a	423	423
Attendance Rate	n/a	95.0%	95.0%
Unduplicated %	96.5%	96.5%	96.5%
Revenue per ADA		\$15,986	\$13,854
Expenses per ADA		\$13,434	\$13,148



Board Summary

FY20-21

Revenue

	Annual/Full Year		
	Forecast @6/30/2021	Budget @ 6/30/2021	Fav/(Unfav)
State Aid-Rev Limit	\$ 4,739,351	\$ 4,822,461	\$ (83,111)
Federal Revenue	1,121,443	603,410	518,033
Other State Revenue	830,308	759,107	71,201
Other Local Revenue	-	-	-
Total Revenue	\$ 6,691,101	\$ 6,184,978	\$ 506,123

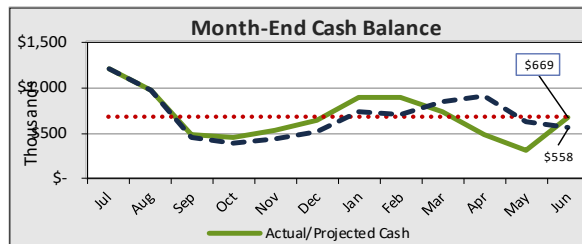
Expenses

	Annual/Full Year		
	Forecast @6/30/2021	Budget @ 6/30/2021	Fav/(Unfav)
Certificated Salaries	\$ 1,522,547	\$ 1,509,047	\$ (13,500)
Classified Salaries	426,664	426,664	-
Benefits	518,807	516,242	(2,565)
Books and Supplies	648,670	648,670	-
Subagreement Services	300,600	300,600	-
Operations	181,700	181,700	-
Facilities	811,377	811,377	-
Professional Services	1,130,857	1,099,477	(31,381)
Depreciation	47,700	47,700	-
Total Expenses	\$ 5,588,922	\$ 5,541,477	\$ (47,446)

	Annual/Full Year		
	Forecast @6/30/2021	Budget @ 6/30/2021	Fav/(Unfav)
Total Surplus(Deficit)	\$ 1,102,179	\$ 643,501	\$ 458,678
Beginning Fund Balance	1,747,799	1,747,799	
Ending Fund Balance	\$ 2,849,978	\$ 2,391,300	
<i>As a % of Annual Expenses</i>	51.0%	43.2%	

370.26
ADA CAP

	Enrollment & Per Pupil Data		
	Actual	Forecast	Budget
Average Enrollment	n/a	440	440
ADA	n/a	409	409
Attendance Rate	n/a	93.0%	93.0%
Unduplicated %	92.6%	92.6%	92.6%
Revenue per ADA		\$16,352	\$15,115
Expenses per ADA		\$13,658	\$13,542



TEACH Preparatory

Board Summary

FY20/21

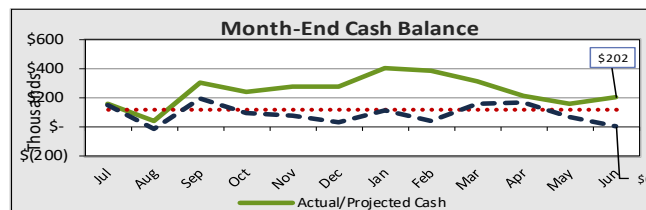
	Annual/Full Year		
	Forecast @ 6/30/2021	Budget @ 6/30/2021	Fav/(Unfav)
Revenue			
State Aid-Rev Limit	\$ 1,520,920	\$ 2,148,086	\$ (627,166)
Federal Revenue	393,646	242,703	150,943
Other State Revenue	408,502	384,605	23,897
Other Local Revenue	-	-	-
Total Revenue	\$ 2,323,067	\$ 2,775,393	\$ (452,325)

	Annual/Full Year		
	Forecast @ 6/30/2021	Budget @ 6/30/2021	Fav/(Unfav)
Expenses			
Certificated Salaries	\$ 509,957	\$ 645,056	\$ 135,099
Classified Salaries	155,480	240,480	85,000
Benefits	160,163	213,544	53,381
Books and Supplies	352,485	402,100	49,615
Subagreement Services	78,300	113,300	35,000
Operations	58,300	58,300	-
Facilities	508,623	508,623	-
Professional Services	421,749	520,877	99,128
Depreciation	20,000	20,000	-
Interest	1,550	1,550	-
Total Expenses	\$ 2,266,607	\$ 2,723,830	\$ 457,224

	Annual/Full Year		
	Forecast @ 6/30/2021	Budget	Fav/(Unfav)
Total Surplus(Deficit)	\$ 56,460	\$ 51,563	\$ 4,898
Beginning Fund Balance	608,169	608,169	
Ending Fund Balance	\$ 664,629	\$ 659,732	
<i>As a % of Annual Expenses</i>	29.3%	24.2%	

133.14
ADA CAP

	Enrollment & Per Pupil Data		
	Actual	Forecast	Budget
Average Enrollment	n/a	215	215
ADA	n/a	204	204
Attendance Rate	n/a	95.0%	95.0%
Unduplicated %	95.6%	95.6%	95.6%
Revenue per ADA		\$11,374	\$13,588
Expenses per ADA		\$11,097	\$13,336



TEACH Public Schools

Board Summary

FY20-21

Revenue

Other Local Revenue

Annual/Full Year		
Forecast @ 6/30/2020	Budget @ 6/30/2021	Fav/(Unfav)
1,498,372	1,403,477	94,895

Expenses

Certificated Salaries
Classified Salaries
Benefits
Books and Supplies
Subagreement Services
Operations
Facilities
Professional Services
Depreciation
Interest

Total Expenses

Annual/Full Year		
Forecast @ 6/30/2020	Budget @ 6/30/2021	Fav/(Unfav)
\$ 559,429	\$ 559,429	\$ -
255,390	255,390	-
224,626	224,626	-
73,192	73,192	-
4,100	4,100	-
65,000	65,000	-
60,615	60,615	-
50,111	50,111	-
13,000	13,000	-
-	-	-
\$ 1,305,462	\$ 1,305,462	\$ -

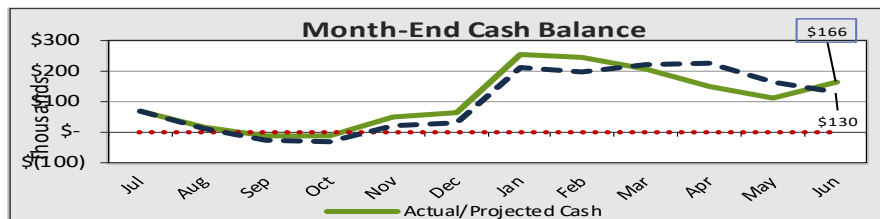
Total Surplus(Deficit)

Beginning Fund Balance

Ending Fund Balance

As a % of Annual Expenses

Annual/Full Year		
Forecast @ 6/30/2020	Budget @ 6/30/2021	Fav/(Unfav)
\$ 192,910	\$ 98,015	\$ 94,895
(69,738)	(69,738)	
\$ 123,172	\$ 28,277	
9.4%	2.2%	

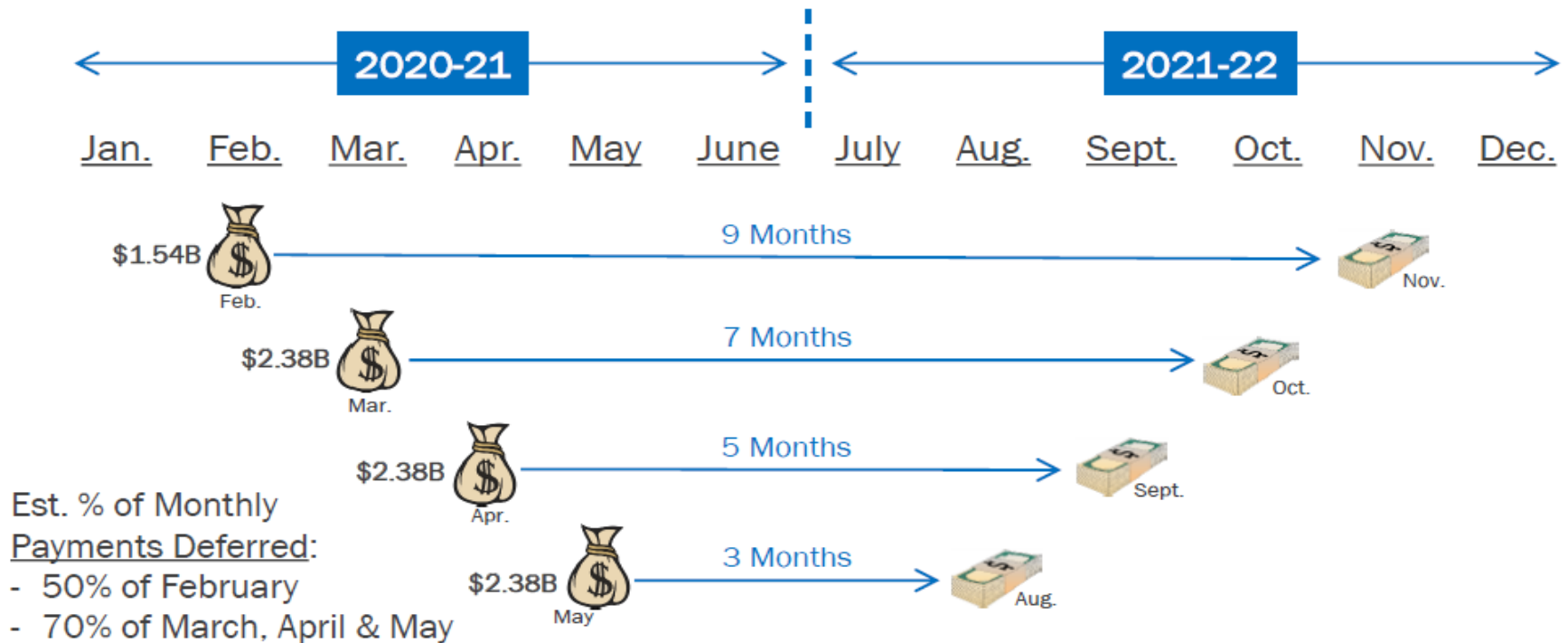


FY21 Funding Deferrals

Current State Deferrals

A State budget was passed and signed into law (6/30/20) that keeps educational funding mostly flat, but with:

- **\$8.67B*** of deferrals in 2020-21



* Does not include June 2020 deferral of \$1.85B that will be repaid on 7/15/20. The total deferral in 2020-21 may be reduced by the Governor from any future federal funding that maybe received in 2020-21.

Use of Learning Loss Mitigation Funding

Use of Funds

The focus for the use of the funds and distribution formula are outlined in the 2020–21 budget package, with focus to use the funds to support transitional kindergarten through 12th grade pupil academic achievement and mitigate learning loss related to COVID-19 school closures. Specifically, funds are to be used for:

- Addressing learning loss or accelerating progress to close learning gaps through the implementation, expansion, or enhancement of learning supports that begin before the start of the school year and the continuation of intensive instruction and supports into the school year.
- Extending the instructional school year by making adjustments to the academic calendar, increasing the number of instructional minutes provided during each week or schoolday, or taking any other action that increases the amount of instructional time or services provided to pupils based on their learning needs.
- Providing additional academic services for pupils, such as diagnostic assessments of pupil learning needs, intensive instruction for addressing gaps in core academic skills, additional instructional materials or supports, or devices or connectivity for the provision of in-classroom and distance learning.
- Providing integrated pupil supports to address other barriers to learning, such as the provision of health, counseling, or mental health services, professional development opportunities to help teachers and parents support pupils in distance-learning contexts, access to school breakfast and lunch programs, or programs to address pupil trauma and social-emotional learning.

Compliance Items



TEACH Inc.,
60-Day Compliance Calendar
July 31, 2020

Area	Due Date	Description	Completed By	Board Must Approve	TEACH Signature Needed?	Links and Additional Info
DATA TEAM	Aug-01	Administer English Language Proficiency Assessment for California (ELPAC) Initial Assessment- Based on the results of the home language survey, every pupil in California whose native language is not English is required to be tested within 30 days of the start of school. Be sure to note your school's 30th day of instruction and test all ELPAC students before that date. This reporting is used for students' academic performance and state and federal accountability reporting requirements.	TEACH	No	No	https://www.cde.ca.gov/ta/tg/ep/
FINANCE	Aug-17	Complete Consolidated Application reporting - Spring - The Consolidated Application (ConApp) is used by the California Department of Education (CDE) to distribute categorical funds from various state and federal programs to county offices, school districts, and direct-funded charter schools throughout California. Annually, in June, each local educational agency (LEA) submits the spring release of the application to document participation in these programs and provide assurances that the district will comply with the legal requirements of each program. The 2020 Spring Application release was delayed until July 6th with an August 17th due date.	Charter Impact with TEACH support	Yes	No	https://www.cde.ca.gov/fg/aa/co/index.asp
FINANCE	Aug-17	Unaudited Actual Reports - Annual unaudited financial statements for the preceding year are due by date set by the charter authorizer (no later than September 15th).	Charter Impact	Yes	Yes	https://www.cde.ca.gov/fg/sf/fr/cs/alternative.asp
FINANCE	Aug-28	Mandate Block Grant Application - Mandate Block Grant funding is available to fund the costs of mandated programs and activities. The Mandate Block Grant application is the only option for charter schools to receive this funding. (2020/21 funding per PY ADA K-8 \$16.86, 9-12 \$46.87).	Charter Impact	No	No	https://www.cde.ca.gov/fg/aa/ca/mandatebg.asp

Compliance Items

TEACH Inc.,
60-Day Compliance Calendar
July 31, 2020

Area	Due Date	Description	Completed By	Board Must Approve	TEACH Signature Needed?	Links and Additional Info
DATA TEAM	Aug-28	4-year Adjusted Cohort Graduation Rate (ACGR) - High School graduation data is extracted from CALPADS on 8/28/2020 to calculate an ACGR value. Graduation data must be submitted into CALPADS before this deadline to ensure data is available to the state for accurate calculations.	TEACH	No	No	https://www.cde.ca.gov/ds/sp/cl/rptcale/ndar.asp
DATA TEAM	Aug-28	CALPADS EOY 1, 2, 3 and 4 Amendment Window Deadline - Course completion data for grades 7-12, CTE participants, concentrators, completers, program eligibility/participation, homeless student counts, student discipline, cumulative enrollment and student absence data must be submitted to CDE by 8/28/2020.	TEACH	No	No	https://www.cde.ca.gov/ds/sp/cl/rptcale/ndar.asp
FINANCE	Sep-04	Year-End Maintenance of Effort (Special Education) - Report due to Charter school's SELPA. Maintenance of Effort (MOE) is a requirement that you spend each year at least what you spent last year in the area of special education (with some exceptions). If you reduce your special education budget (or expenditures) in a given year, you need to be careful to ensure that you have met the MOE requirement. This does not mean you can't reduce costs, but you must do so within the guidelines of federal MOE.	Charter Impact	No	No	
FINANCE	Sep-30	2020-21 Learning Continuity and Attendance Plan -- The LEA governing board/body shall adopt the Learning Continuity Plan by September 30, 2020 in a public meeting. This meeting shall be held after, but not on the same day, as the public hearing. The Plan replaces the annual LCAP for 2020-21, to outline the LEA's compliance with the Budget Act's provisions including student participation and attendance reporting, continuity of learning, in-person instructional offerings and plans for distance learning (with public stakeholder engagement). Should describe how LEAs are increasing or improving service in proportion to unduplicated students.	TEACH	Yes	No	https://www.cde.ca.gov/re/lc/learningcontattendplan.asp R