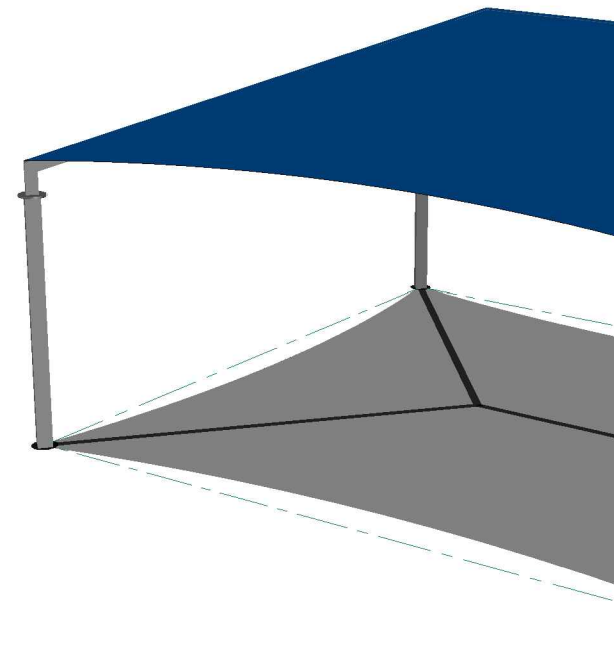
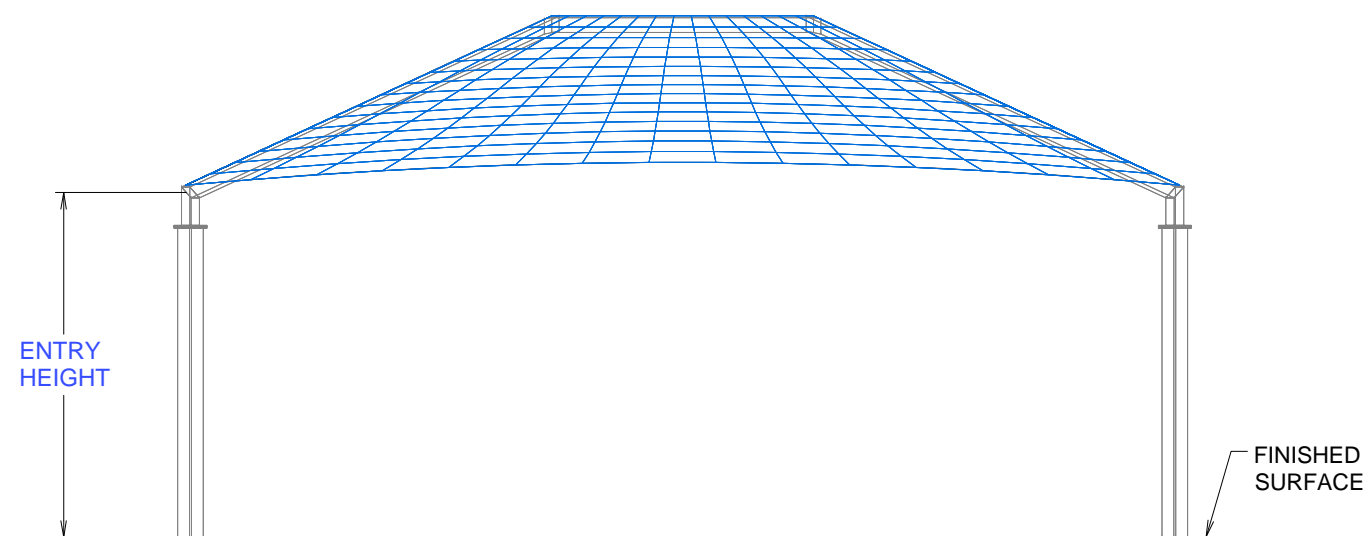


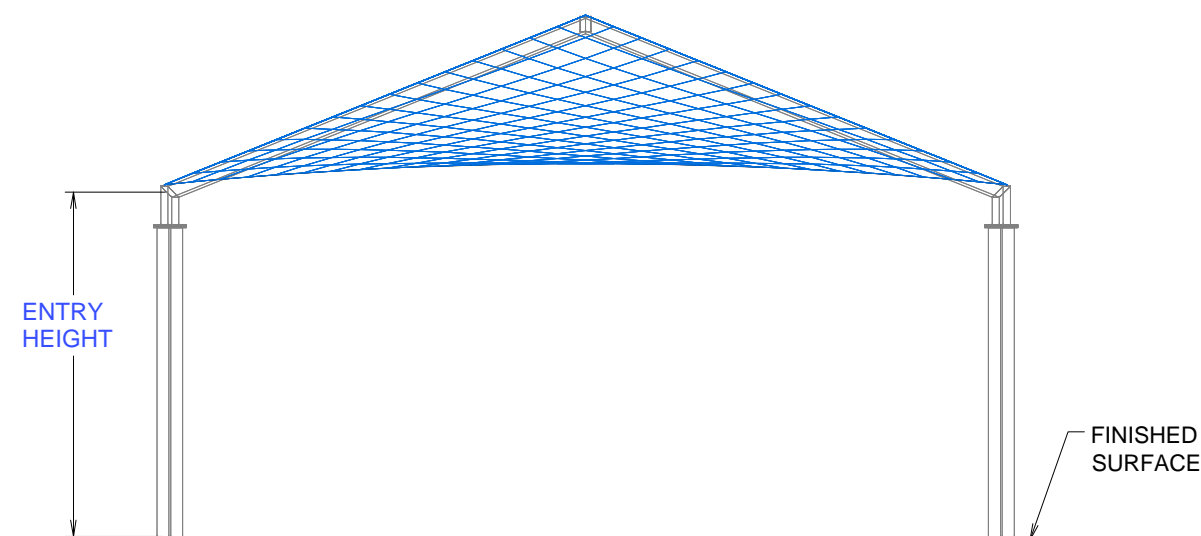
PLAN VIEW



PERSPECTIVE VIEW



FRONT ELEVATION



SIDE ELEVATION

**FOR INTERNAL USE ONLY.
DELETE THIS NOTE AFTER
EDITS (blue texts) ARE
COMPLETE.**

**[402.3] is available in the
following standard sizes:**

- 40'x50' (W x L)
- 40'x60' (W x L)
- 45'x50' (W x L)
- 50'x50' (W x L)
- 50'x60' (W x L)
- 57'x63' (W x L)

Entry heights available :
• 10' - 16' max.

CUSTOMER:
ADD YOUR CUSTOMER
NAME
PROJECT NAME:
NAME YOUR PROJECT
LOCATION:
ADD THE LOCATION OF
THE PROJECT

STRUCTURE TYPE:
SUPER SPAN HIP

SIZE:

THESE PLANS AND SPECIFICATIONS ARE THE PROPERTY OF
USA SHADE & FABRIC STRUCTURES, INC.
AND SHALL NOT BE REPRODUCED WITHOUT THEIR WRITTEN PERMISSION.



CORPORATE HEADQUARTERS
DFW INTERNATIONAL COMMERCE PARK
2560 ESTERS BLVD., SUITE 100 DFW
AIRPORT, TX 75261
800-966-5005

CERTIFICATIONS:
IAS CERTIFICATION No: FA-428
CLARK COUNTY MANUFACTURER
CERTIFICATION NUMBER (NEVADA): 355

Shade Structure:
10'x10' Hip Roof Design
Model #1010-10H-DSA, #301
PC#03-106747
Fabric Roof Color: TBD ;
Powdercoat Steel Color: TBD ;
As manufactured and installed by:
USA SHADE & Fabric Structures
Contact:
Patti Abrecht, (949) 466-4592
pabrecht@usa-shade.com

Drawn By : AZR
Checked By : AZR
Approved By : SALES REP.

DRAWING DESCRIPTION:
VERSION 402.3

DWG. 402.3

NOTES:
-THESE DRAWINGS ARE NOT FOR CONSTRUCTION, THEY ARE A PICTORIAL REPRESENTATION OF FABRIC AND STEEL ONLY.
NONE OF THE REQUIRED ATTACHMENT OR CONNECTION DETAILS HAVE BEEN DEPICTED.
-ALL DIMENSIONS AND HEIGHTS MUST BE FIELD VERIFIED PRIOR TO ANY FINAL DESIGN, FABRICATION OR INSTALLATION WORK.

402.3 - SUPER SPAN HIP