

2018-19 Smarter Balanced

Performance Summary

ELA (Summative): All Grades

Site: **TEACH TECH Charter High School**

Roster Date: **18-19 | Y**

Grades: **All**

English Proficiencies: **All**

Reported Race: **All Reported Races**

Gender(s): **All**

Special Education: **Special & Non Special Ed**

Socio-Economic: **SED & Not SED**

More information about this report can be found at help.illuminateed.com.

Overall Score Levels

4 Standard Exceeded

3 Standard Met

2 Standard Nearly Met

1 Standard Not Met

Claim Score Levels

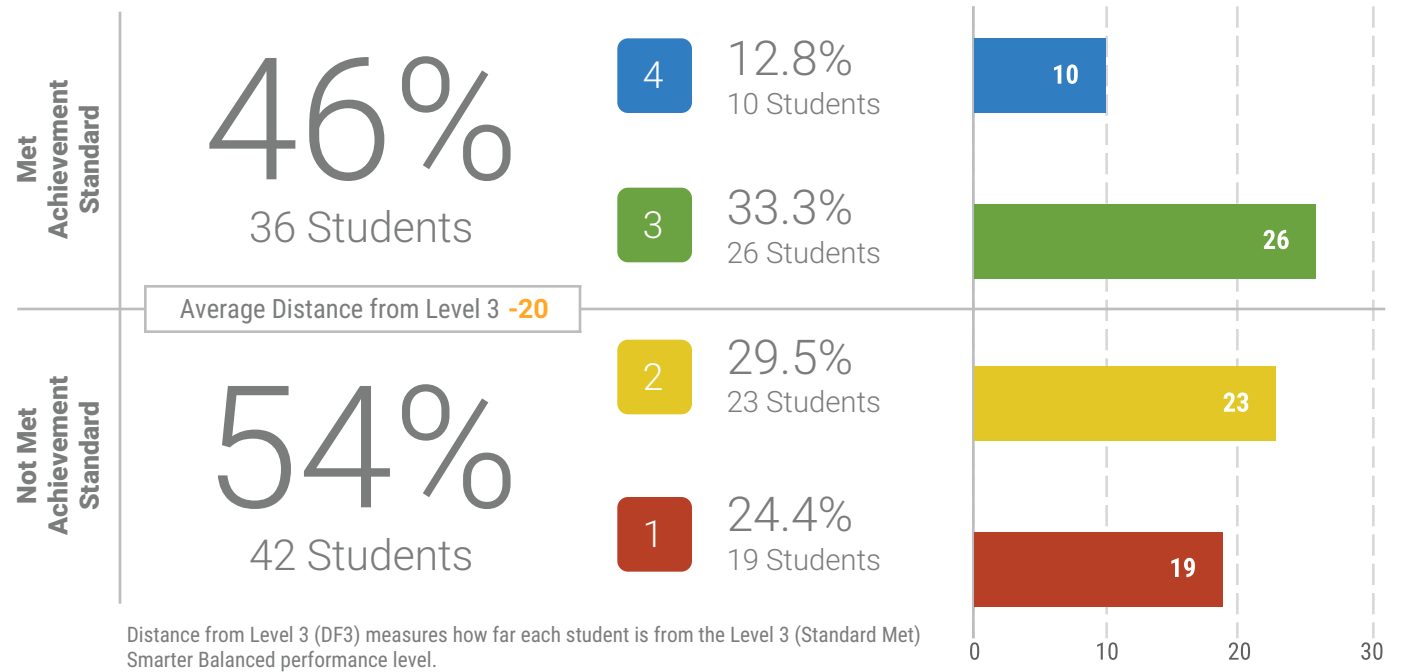
Above Standard

Near Standard

Below Standard

No score/Not taken

Overall Performance: 78 students

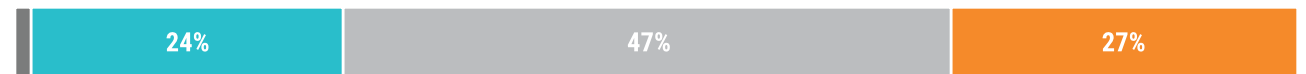


Claim Performance: Percent of Students at Each Level

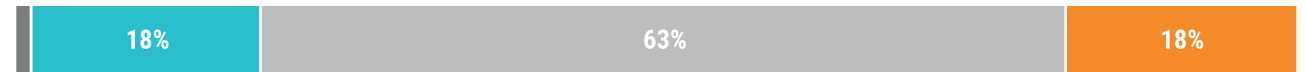
Reading



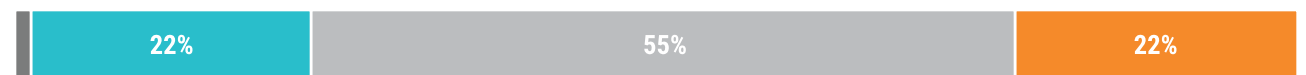
Writing



Listening



Research/Inquiry



ADDITIONAL FILTERS APPLIED: Students: **All Students** Addl Student Group: **All Students** Classes: **All Classes**