

NWEA Assessment Summary

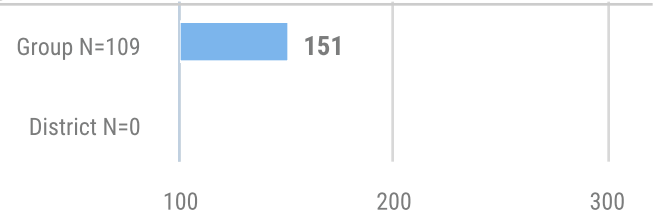
Site: TEACH Prep Mildred S. Cunningham & Edith H. Morris Elem.
 Scores for: Fall 2019-2020
 Grade: All
 Group: All
 User: All Teachers
 Tests Included: All

Roster Date: Control Panel (10-21-2019)
 Gender(s): All
 Reported Race: All Reported Races
 Special Education: Special & Non Special Ed
 Socio-Economic: All
 English Proficiencies: All

Overall Performance: Percentile & RIT Scores

Percentile Range	Percentage	Students
81 - 99	4%	4
61 - 80	12%	13
41 - 60	24%	26
21 - 40	19%	20
1 - 20	42%	45
Total Students Tested		108

Average RIT Score



Lexile Distribution

Grade Level Ranges	%	#
K-1	100%	108
2-3	2%	2
4-5	0%	0
6-8	0%	0
9-10	0%	0
11-CCR	0%	0

Lexile ranges derived from:
http://www.corestandards.org/assets/Appendix_A.pdf

Goal Results: RIT & Performance Bands

		Avg RIT	Low	Lo Avg	Avg	Hi Avg	High
Growth: Reading 2-5 CA 2010 V2	Informational Text	159	61% 20	15% 5	12% 4	9% 3	3% 1
	Literature	165	42% 14	18% 6	18% 6	9% 3	12% 4
	Vocabulary Acquisition and Use	163	42% 14	24% 8	15% 5	15% 5	3% 1
Growth: Reading K-2 CA 2010	Foundational Skills	148	32% 24	27% 20	19% 14	13% 10	9% 7
	Language and Writing	148	27% 20	28% 21	28% 21	11% 8	7% 5
	Literature and Informational	147	41% 31	17% 13	19% 14	19% 14	4% 3
	Vocabulary Use and Functions	147	41% 30	22% 16	12% 9	18% 13	8% 6

What is a RIT Score? A RIT score is an estimation of a student's instructional level and also measures student progress or growth in school.

What is a Percentile? Percentiles describe how a student's score compares with other students who took the test by showing scores that range from 1 to 99.

What is a Lexile? A Lexile level measures a student's reading ability.

NWEA Assessment Summary

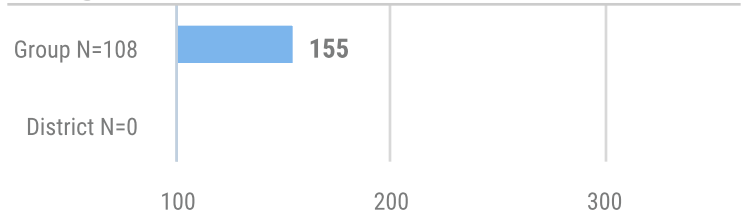
Site: TEACH Prep Mildred S. Cunningham & Edith H. Morris Elem.
 Scores for: Fall 2019-2020
 Grade: All
 Group: All
 User: All Teachers
 Tests Included: All

Roster Date: Control Panel (10-21-2019)
 Gender(s): All
 Reported Race: All Reported Races
 Special Education: Special & Non Special Ed
 Socio-Economic: All
 English Proficiencies: All

Overall Performance: Percentile & RIT Scores

Percentile Range	Percentage	Students
81 - 99	6%	7
61 - 80	11%	12
41 - 60	23%	25
21 - 40	23%	25
1 - 20	36%	39
Total Students Tested		108

Average RIT Score



Goal Results: RIT & Performance Bands

		Avg RIT	Low	Lo Avg	Avg	Hi Avg	High
Growth: Math 2-5 CA 2010	Geometry	167	44%	12%	29%	9%	6%
	Measurement and Data	166	50%	21%	12%	12%	6%
	Number and Operations	168	41%	18%	21%	21%	0%
	Operations and Algebraic Thinking	171	24%	29%	32%	3%	12%
Growth: Math K-2 CA 2010	Geometry	147	36%	23%	16%	16%	8%
	Measurement and Data	148	36%	20%	19%	19%	5%
	Number and Operations	149	34%	19%	27%	12%	8%
	Operations and Algebraic Thinking	152	27%	22%	23%	12%	16%

What is a RIT Score? A RIT score is an estimation of a student's instructional level and also measures student progress or growth in school.

What is a Percentile? Percentiles describe how a student's score compares with other students who took the test by showing scores that range from 1 to 99.

What is a Lexile? A Lexile level measures a student's reading ability.

NWEA Assessment Summary

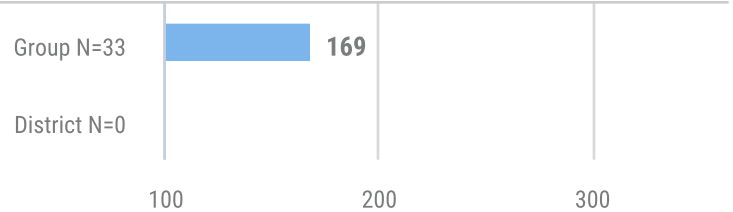
Site: TEACH Prep Mildred S. Cunningham & Edith H. Morris Elem.
 Scores for: Fall 2019-2020
 Grade: All
 Group: All
 User: All Teachers
 Tests Included: All

Roster Date: Control Panel (10-21-2019)
 Gender(s): All
 Reported Race: All Reported Races
 Special Education: Special & Non Special Ed
 Socio-Economic: All
 English Proficiencies: All

Overall Performance: Percentile & RIT Scores

Percentile Range	Percentage	Students
81 - 99	6%	2
61 - 80	15%	5
41 - 60	24%	8
21 - 40	24%	8
1 - 20	30%	10
Total Students Tested		33

Average RIT Score



Goal Results: RIT & Performance Bands

		Avg RIT	Low	Lo Avg	Avg	Hi Avg	High
Growth: Language 2-12 CA 2010	Language: Understand, Edit Mechanics	169	33% 11	18% 6	24% 8	21% 7	3% 1
	Language: Understand, Edit for Grammar, Usage	170	30% 10	15% 5	30% 10	12% 4	12% 4
	Writing: Plan, Organize, Develop, Revise, Research	169	30% 10	27% 9	24% 8	12% 4	6% 2

What is a RIT Score? A RIT score is an estimation of a student's instructional level and also measures student progress or growth in school.

What is a Percentile? Percentiles describe how a student's score compares with other students who took the test by showing scores that range from 1 to 99.

What is a Lexile? A Lexile level measures a student's reading ability.