



## TEACH Public Schools

### TEACH Public Schools Regular Board Meeting February 26, 2020

---

**Date and Time**

Wednesday February 26, 2020 at 6:00 PM PST

**Location**

For more information concerning this agenda or for materials relating to this meeting, please contact TEACH Public Schools, 1846 W. Imperial Highway. Los Angeles, CA 90047; phone: 323-872-0808; fax 323-389-4898.

[www.teachpublicschools.org](http://www.teachpublicschools.org)

---

**THE ORDER OF BUSINESS MAY BE CHANGED WITHOUT NOTICE**

Notice is hereby given that the order of consideration of matters on this agenda may be change without prior notice.

**REASONABLE LIMITATIONS MAY BE PLACED ON PUBLIC TESTIMONY**

The Governing Board's presiding officer reserves the right to impose reasonable time limits on public testimony to ensure that the agenda is completed.

**REASONABLE ACCOMMODATION WILL BE PROVIDED FOR ANY INDIVIDUAL WITH A DISABILITY**

Pursuant to the Rehabilitation Act of 1973 and the American with Disabilities Act of 1990, any individual with a disability who requires reasonable accommodation to attend or participate in this meeting of the Governing Board may request assistance by contacting TEACH Public Schools during normal business hours at as far in advance as possible, but no later than 24 hours before the meeting.

**FOR MORE INFORMATION**

For more information concerning this agenda or for materials relating to this meeting, please contact TEACH Public Schools, 1846 W. Imperial Highway. Los Angeles, CA 90047; phone: 323-872-0808; fax 323-389-4898.

[www.teachpublicschools.org](http://www.teachpublicschools.org)

Matt Brown is inviting you to a scheduled Zoom meeting.

Topic: TEACH Board of Directors February 26, 2020

Time: Feb 26, 2020 06:00 PM Pacific Time (US and Canada)

Join Zoom Meeting

<https://zoom.us/j/886328577>

Meeting ID: 886 328 577

---

One tap mobile  
 +16699006833,,886328577# US (San Jose)  
 +19292056099,,886328577# US (New York)

Dial by your location  
 +1 669 900 6833 US (San Jose)  
 +1 929 205 6099 US (New York)

Meeting ID: 886 328 577  
 Find your local number: <https://zoom.us/j/886328577>

## Agenda

	Purpose	Presenter	Time
<b>I. Opening Items</b>			<b>6:00 PM</b>

Opening Items

<b>A. Call the Meeting to Order</b>		Lori Butler	
<b>B. Record Attendance and Guests</b>		Shawna Lawson	1 m
<b>C. Public Comment</b>	Discuss	Lori Butler	5 m

Board meetings are meetings of the Board of Directors and will be held in a civil, orderly and respectful manner. All public comments or questions should be addressed to the Board through the Chair of the Board. To ensure an orderly meeting and an equal opportunity for each speaker, persons wishing to address the Board must complete a Speaker Request Card and submit it to Matt Brown, Chief Operating Officer of TEACH Public Schools. The Speaker Request Card must contain speaker name, contact number or email, and subject matter and submitted to the COO or Superintendent prior to the start of the meeting. Members of the public may address the Board on any matter within the Board's jurisdiction and have three (3) minutes each to do so. The total time of each subject will be fifteen (15) minutes, unless additional time is requested by a Board Member and approved by the Board. The Board may not deliberate or take action on items that are not on the agenda. However, the Board may give direction to staff following a presentation. The Chair is in charge of the meeting and will maintain order, set the time limits for the speakers and the subject matter, and will have the prerogative to remove any person who is disruptive of the Board meeting. The Board of Directors may place limitations on the total time to be devoted to each topic if it finds that the numbers of speakers would impede the Board's ability to conduct its business in a timely manner. The Board of Directors may also allow for additional public comment and questions after reports and presentations if it deems necessary.

## II. CONSENT ITEMS 6:06 PM

<b>A. Consent Items</b>	Vote	Lori Butler	1 m
-------------------------	------	-------------	-----

Consent Items - Items under Consent Items will be voted on in one motion unless a member of the Board requests that an item be removed and voted on separately, in which case the Board Chair will determine when it will be called and considered for action. Due to the set-up of BoardOnTrack, approval of any board meeting minutes will be done through consent and listed as items B-Z (as needed) under "Consent Items".

1. February 26, 2020 Board Meeting Agenda
2. January 29, 2020 Board Meeting Minutes
3. P1 Attendance Report



	<b>Purpose</b>	<b>Presenter</b>	<b>Time</b>
<b>B. Approval of January 29, 2020 Regular Board Meeting Minutes</b>	Approve Minutes	Matthew Brown	

<b>C. P1 Attendance Report</b>	Vote	Enrique Robles	
Period 1 Signed Attendance Report as submitted December 13, 2019			

**III. ITEMS SCHEDULE FOR INFORMATION & POTENTIAL ACTION 6:07 PM**

<b>A. Fiscal Report</b>	FYI	Theresa Thompson	5 m
-------------------------	-----	------------------	-----

January Fiscal Report

<b>B. 2nd Interim Financials</b>	Vote	Theresa Thompson	5 m
----------------------------------	------	------------------	-----

2nd Interim Financial Report - Local education agencies (LEAs) are required to file two reports during a fiscal year (interim reports) on the status of the LEA's financial health. The first interim report is due December 15 for the period ending October 31. The second is due March 15th for the period ending January 31.

<b>C. CLA Audit Engagement Letter Fiscal Year Ending July 2020</b>	Vote	Matthew Brown	5 m
--	------	---------------	-----

<b>D. Consolidated Applications (CON APP) Winter Reporting</b>	Vote	Matthew Brown	3 m
--	------	---------------	-----

The Consolidated Application (ConApp) is used by the California Department of Education (CDE) to distribute categorical funds from various federal programs to county offices, school districts, and direct-funded charter schools throughout California.

Annually, from mid-May to the end of June, each local educational agency (LEA), using the Consolidated Application and Reporting System (CARS), submits the spring release of the ConApp. The spring release documents participation in these programs and provides assurances that the LEA will comply with the legal requirements of each program. Program entitlements are determined by formulas contained in the laws that created the programs. The winter release of the ConApp is submitted via CARS from mid-January to the end of February each year and contains the LEA entitlements for each funded program. For each federal program entitlement, LEAs allocate funds for the program as indicated by the program requirements.

<b>E. E-Rate</b>	Vote	Enrique Robles	5 m
------------------	------	----------------	-----

<b>F. Policy &amp; Procedure for Managing Difficult Parents</b>	Discuss	Frank Williams	5 m
---	---------	----------------	-----

Discussion of potential policies/procedures for dealing with parents who may disrupt school operations.

<b>G. School Food Authority (SFA) Growth Opportunity</b>	Vote	Matthew Brown	5 m
--	------	---------------	-----

TEACH Inc. SFA serving as the SFA for non TEACH partner schools. Conducting due diligence regarding nonprofit status and possible independent contractor partnership and AB 5 implications.

	<b>Purpose</b>	<b>Presenter</b>	<b>Time</b>
<b>H. 457 Plan</b>	Vote	Matthew Brown	3 m

The **457 plan** is a type of nonqualified, tax advantaged deferred-compensation retirement **plan** that is available for governmental and certain nongovernmental employers in the United States. TEACH would offer a 3% match for Directors and above with a 6 year vesting schedule (you have to stay with TEACH for 6 years to receive the matching funds, otherwise the funds are returned to the school).

<b>I. Board Committees</b>	Discuss	Lori Butler	5 m
----------------------------	---------	-------------	-----

Continue discussion on establishing board committees.

**IV. Facilities Report 6:48 PM**

<b>A. 10045 Shade Structure Plan Check</b>	FYI	Matthew Brown	2 m
--	-----	---------------	-----

Permits have been submitted to Los Angeles Department of Building and Safety to redistribute parking assigned to 10045 S. Western Ave. to the parking lot at 10001 S. Western Ave. and to construct a shade structure at 10045 S. Western Ave.

<b>B. 10600 Tenant Improvement and Change of Use</b>	FYI	Matthew Brown	2 m
--	-----	---------------	-----

Permits for the 10600 project will be submitted next week to convert the restaurant into office space.

<b>C. 1750 W. Century Blvd. Certificate of Occupancy</b>	FYI	Matthew Brown	2 m
--	-----	---------------	-----

**V. School Site Reports 6:54 PM**

<b>A. TEACH Academy of Technologies</b>	FYI	Suzette Torres	8 m
---	-----	----------------	-----

- [Enrollment/Attendance Report](#)
- Staffing
- Academics
- Miscellaneous
- 20-21 Student Recruitment

<b>B. TEACH Tech Charter High School</b>	FYI	Monique Woodley	8 m
--	-----	-----------------	-----

- Enrollment/Attendance
- Academics/Grades
- Suspensions
- AP Action Plan
- Miscellaneous
- 20-21 Student Recruitment
- Overnight Field Trip - Camp Whittle

<b>C. TEACH Preparatory Elementary School</b>	FYI	Sharon Rhee	8 m
---	-----	-------------	-----

- [Enrollment/Attendance Report](#)
- Staffing

- |   | Purpose | Presenter | Time |
|---|---------|-----------|------|
| • Academics                                 |         |           |      |
| • Miscellaneous                             |         |           |      |
| • LAUSD CSD Oversight Visit - March 5, 2020 |         |           |      |
| • 20-21 Student Recruitment                 |         |           |      |

**VI. Closed Session - Pupil Discipline**

California Education Code - student discipline issues must be addressed in closed session unless the parents or student request otherwise (in order not to violate state and federal laws about the privacy of student record)

**VII. Return to Open Session**

Report Any Action From Closed Session

**VIII. Closing Items**

**7:18 PM**

<b>A. Upcoming Meetings</b>	FYI	Shawwna Lawson	1 m
-----------------------------	-----	-------------------	-----

Regular Board Meeting - Wednesday March 25, 2020 at 6pm

<b>B. Form 700</b>	FYI	Shawwna Lawson	5 m
--------------------	-----	-------------------	-----

Filing a Form 700 - Statement of Economic Interests (SEI) is a state-mandated requirement for individuals who make decisions or advise on decision making at any government agency in California. The requirement is part of the Political Reform Act enacted in 1974, which was passed by California voters to promote integrity in state and local government by helping agency decision makers avoid conflicts between their personal interests and official duties. Under the Act, these individuals are required to disclose assets and income, which may be materially affected by their official actions.

<b>C. Brown Act Training</b>	FYI	Matthew Brown	2 m
------------------------------	-----	------------------	-----

Board will conduct Brown Act/Governance Training during CCSA conference. Board members unable to attend with receive training after the conference.

<b>D. BOARD MEMBER COMMENTS</b>	Discuss	Lori Butler	5 m
---------------------------------	---------	-------------	-----

Time for board members to make any public comments.

<b>E. Adjourn Meeting</b>	Vote	Lori Butler	
---------------------------	------	-------------	--

# Coversheet

## Approval of January 29, 2020 Regular Board Meeting Minutes

**Section:** II. CONSENT ITEMS  
**Item:** B. Approval of January 29, 2020 Regular Board Meeting Minutes  
**Purpose:** Approve Minutes  
**Submitted by:**  
**Related Material:**  
Minutes for January 29th TEACH Regular Board Meeting on January 29, 2020

APPROVED



## TEACH Public Schools

### Minutes

#### January 29th TEACH Regular Board Meeting

---

**Date and Time**

Wednesday January 29, 2020 at 6:00 PM

**Location**

1846 W. Imperial Hwy. Los Angeles, CA 90047

---

**THE ORDER OF BUSINESS MAY BE CHANGED WITHOUT NOTICE**

Notice is hereby given that the order of consideration of matters on this agenda may be change without prior notice.

**REASONABLE LIMITATIONS MAY BE PLACED ON PUBLIC TESTIMONY**

The Governing Board's presiding officer reserves the right to impose reasonable time limits on public testimony to ensure that the agenda is completed.

**REASONABLE ACCOMMODATION WILL BE PROVIDED FOR ANY INDIVIDUAL WITH A DISABILITY**

Pursuant to the Rehabilitation Act of 1973 and the American with Disabilities Act of 1990, any individual with a disability who requires reasonable accommodation to attend or participate in this meeting of the Governing Board may request assistance by contacting TEACH Public Schools during normal business hours at as far in advance as possible, but no later than 24 hours before the meeting.

**FOR MORE INFORMATION**

For more information concerning this agenda or for materials relating to this meeting, please contact TEACH Public Schools, 1846 W. Imperial Highway. Los Angeles, CA 90047; phone: 323-872-0808; fax 323-389-4898.

[www.teachpublicschools.org](http://www.teachpublicschools.org)

Matt Brown is inviting you to a scheduled Zoom meeting.

---

Topic: TEACH Public Schools Board Meeting

Time: Dec 11, 2019 06:00 PM Pacific Time (US and Canada)

Join Zoom Meeting

<https://zoom.us/j/727273439?pwd=MG9zNEpoY3dOTDR1c0pTaS8xdG1Sdz09>

Meeting ID: 727 273 439

Password: 532028

One tap mobile

+16699006833,,727273439# US (San Jose)

+19292056099,,727273439# US (New York)

Dial by your location

+1 669 900 6833 US (San Jose)

+1 929 205 6099 US (New York)

Meeting ID: 727 273 439

Find your local number: <https://zoom.us/u/ad0zfNj1Sf>

---

### **Directors Present**

A. Dragon, J. Lobdell, K. Piazza, L. Butler, L. Castillo, S. Burrows (remote), S. Tucker

### **Directors Absent**

*None*

### **Guests Present**

E. Robles, F. Williams (remote), Knowle Wright, M. Brown, M. Pimienta (remote), M. Woodley (remote), R. Carranza, S. Lawson, S. Rhee (remote), S. Torres (remote), T. Thompson (remote), Thurston Hollis

---

## **I. Opening Items**

### **A. Call the Meeting to Order**

L. Butler called a meeting of the board of directors of TEACH Public Schools to order on Wednesday Jan 29, 2020 at 6:00 PM.

### **B. Record Attendance and Guests**

### **C. Public Comment**

## **II. CONSENT ITEMS**

### **A.**

### **Consent Items**

K. Piazza made a motion to Approve consent items.

S. Tucker seconded the motion.

The board **VOTED** to approve the motion.

#### **Roll Call**

L. Butler Aye

J. Lobdell Aye

L. Castillo Aye

A. Dragon Aye

S. Tucker Aye

K. Piazza Aye

S. Burrows Aye

### **B. Approval of December 11, 2019 Regular Board Meeting Minutes**

K. Piazza made a motion to approve the minutes from December 11, 2019 Regular Board Meeting on 12-11-19.

S. Tucker seconded the motion.

The board **VOTED** to approve the motion.

#### **Roll Call**

S. Tucker Aye

J. Lobdell Aye

S. Burrows Aye

A. Dragon Aye

L. Castillo Aye

L. Butler Aye

K. Piazza Aye

## **III. ITEMS SCHEDULE FOR INFORMATION & POTENTIAL ACTION**

### **A. Fiscal Report**

T. Thompson of Charter Impact presented the December financial report for all TEACH entities.

### **B. TEACH Academy Annual Oversight Report**

Superintendent Dr. Carranza inform the board that Teach Academy received their annual oversight report with results/scores. He informs the board that they received four in all reporting categories. He discussed some of the correction items that have already been addressed. (Epi-pen, emergency kits etc)

CFO/COO Mr. Brown discussed the Governance and Fiscal findings/observations and the schools action plan to address the CSD area for growth/improvement, including updated fiscal policies.

K. Piazza made a motion to Approved updated Jan 29, 2020 Fiscal Policy and Procedure.

S. Tucker seconded the motion.

The board **VOTED** to approve the motion.

**Roll Call**

K. Piazza Aye

L. Butler Aye

A. Dragon Aye

S. Burrows Aye

J. Lobdell Aye

S. Tucker Aye

L. Castillo Aye

**C. 19-20 Every Student Succeeds Act Assistance Status**

Director of Data, Operations and IT, Mr. Robles spoke about the schools were listed on the ATSI or CSI.

-TEACH Academy moved from "ATSI" in 2018 to "General Assistance" in 2019.

-TEACH Tech was "General Assistance" status in 2018 & 2019

-TEACH Prep went from "No Status" in 2018 to "General Assistance" in 2019

**D. Lori Butler 2 Year Term (February 1, 2020 - February 1, 2022)**

J. Lobdell made a motion to approve 2-year term for Lori Butler.

S. Tucker seconded the motion.

The board **VOTED** to approve the motion.

**Roll Call**

K. Piazza Aye

J. Lobdell Aye

A. Dragon Aye

L. Butler Aye

S. Tucker Aye

S. Burrows Aye

L. Castillo Aye

**E. Board Candidate and Application**

CFO/COO Mr. Brown spoke and gave information about a potential new board member by the name of Kristen Kaplanis. He discussed her qualifications and interest in joining to board and/or committees. The board will look to find additional candidates to keep the board member number count odd (7 to 9 members), or take action when a current board member resigns or terms out.

**F. Board Committees**



L. Butler continued the discussion from last meeting about establishing two standing board committees. The board voted to establish a Academic Excellence Committee and a Finance Committee with the following initial members:

- Academic Excellence Committee - Kelvin Piazza, Luz Castillo, Lori Butler, and Enrique Robes, and Raul Carranza.
- Finance Committee is Sonali Tucker, James Lobdell, Spencer Burrows and Matt Brown.

Additional school personal will be recruited to the committees and invited to the meetings as needed. a formal description of the committees purpose and draft meeting calendar will be presented at the next regular board meeting.

K. Piazza made a motion to Create Academic Excellence Committee.

L. Castillo seconded the motion.

The board **VOTED** to approve the motion.

**Roll Call**

- A. Dragon Aye
- K. Piazza Aye
- J. Lobdell Aye
- L. Castillo Aye
- S. Burrows Aye
- L. Butler Aye
- S. Tucker Aye

J. Lobdell made a motion to Create a Finance Committee.

L. Castillo seconded the motion.

The board **VOTED** to approve the motion.

**Roll Call**

- J. Lobdell Aye
- S. Burrows Aye
- A. Dragon Aye
- L. Castillo Aye
- L. Butler Aye
- S. Tucker Aye
- K. Piazza Aye

**G. TEACH Tech CIF Application**

Mr. Hollis the Head Football Coach presented to the board on transitioning Teach Tech to CIF candidates/team. He explains the different obstacles in meeting the requirements to apply (having both male and female sports in every playing season). He explains the demographics of the football team and the expectations of the sports program and how it can affect his team and the culture of the school. The board voiced their support for establishing CIF sports 2021-2022 school year by offering the necessary boys and girls sports during the 20-21 school year.

**H.**

### **ASES & 21st Century Grant Authorization**

K. Piazza made a motion to Approve TEACH Public Schools to be the Fiscal Agent for 21st Century Grant (21st CCLC) as approved by the CDE.

J. Lobdell seconded the motion.

The board **VOTED** to approve the motion.

#### **Roll Call**

S. Burrows Aye

L. Butler Aye

L. Castillo Aye

J. Lobdell Aye

S. Tucker Aye

K. Piazza Aye

A. Dragon Aye

K. Piazza made a motion to approve the additional scope of work in the After-School All-Stars Los Angeles contract to include Before School Base & Supplemental and After School Supplemental for the 21-Century Community Learning Grant (21st CCLC) at TEACH Academy.

J. Lobdell seconded the motion.

The board **VOTED** to approve the motion.

#### **Roll Call**

L. Butler Aye

K. Piazza Aye

L. Castillo Aye

A. Dragon Aye

S. Tucker Aye

J. Lobdell Aye

S. Burrows Aye

### **I. Policy & Procedure for Managing Difficult Parents**

Mr. Williams discussed of potential policies/procedures for dealing with parents who may disrupt school operations.

### **J. 2018-2019 School Accountability Report Card (SARC)**

K. Piazza made a motion to 2018-2019 School Accountability Report Card (SARC).

L. Castillo seconded the motion.

The board **VOTED** to approve the motion.

#### **Roll Call**

L. Castillo Aye

S. Burrows Aye

L. Butler Aye

J. Lobdell Aye

K. Piazza Aye

A. Dragon Aye

**Roll Call**

S. Tucker Aye

**IV. Facilities Report**

**A. Bond Market Update - TEACH 2019 Bonds**

CFO/COO Mr. Brown discussed the status of the TEACH 2019 bond offering. He informed the board that TEACH closed on the bonds as of December 31st, 2019. TEACH received the lowest credit spread (best credit) in history for a unrated charter school bond deal.

**B. 10600 BBQ Change of Use Tenant Improvement Proposals**

J. Lobdell made a motion to Vendors for 10600 Tenant Improvement Project.

K. Piazza seconded the motion.

The board **VOTED** to approve the motion.

**Roll Call**

L. Butler Aye

S. Tucker Aye

S. Burrows Aye

A. Dragon Aye

K. Piazza Aye

J. Lobdell Aye

L. Castillo Aye

**C. 10045 Parking Change of Use and Shade Structure Proposals**

L. Castillo made a motion to approved EIDE Industries bid for the 10045 shade structure.

A. Dragon seconded the motion.

The board **VOTED** to approve the motion.

**Roll Call**

J. Lobdell Aye

K. Piazza Aye

L. Butler Aye

S. Burrows Aye

A. Dragon Aye

S. Tucker Aye

L. Castillo Aye

**V. School Site Reports**

**A. TEACH Academy of Technologies**

Principal Ms.Torres presented the TEACH Academy of Technologies board report. She discussed a decrease in enrollment. Mr. Brown discussed how decreased enrollment will impact the budget. Ms. Torres updated the board on the parent center that is now up and

running with the launch of having parent classes hosted by Five Keys. She spoke of transitioning the 8th graders to Teach Tech.

#### **B. TEACH Tech Charter High School**

Principal Dr. Woodley presented the TEACH Tech Charter High School board report. She discussed enrollment/attendance, academics/grades, suspensions, and AP Action Plan. Mr. Brown discussed how decreased enrollment will impact the schools budget. Dr. Woodley touched on 2018/2019 data and 2019/2020 that appears to be about the same and working on an action plan to improve it. She explains the ADA rate increase for November and December and utilizing attendance as support. She explains the goals for students and where the students are based on the goal.

#### **C. TEACH Preparatory Elementary School**

Principal Mrs. Rhee presented the TEACH Prep board report. She discussed enrollment/attendance reports, staffing and, academics. She also informed and updated the board on her teacher observations.

### **VI. Closing Items**

#### **A. Upcoming Meetings**

Shawna informed the board members that the next scheduled meeting is February 26th, 2020.

#### **B. Form 700**

Shawna informed the board that at the next meeting scheduled for February 26th, 2020, the 700 forms will be ready to sign off on to mail into LAUSD.

#### **C. California Charter School Conference**

CFO/COO Mr. Brown invited the board members to the CCSC Conference for the opportunity to receive the Governance and Brown Act Training.

#### **D. BOARD MEMBER COMMENTS**

#### **E. Adjourn Meeting**

There being no further business to be transacted, and upon motion duly made, seconded and approved, the meeting was adjourned at 8:42 PM.

Respectfully Submitted,  
L. Butler

# Coversheet

## P1 Attendance Report

<b>Section:</b>	II. CONSENT ITEMS
<b>Item:</b>	C. P1 Attendance Report
<b>Purpose:</b>	Vote
<b>Submitted by:</b>	
<b>Related Material:</b>	19-20 TEACH P1 Reports (Signed).pdf

**Certification**

County: Los Angeles		Fiscal Year: 2019-20
District: Los Angeles Unified		TEACH Preparatory Mildred S. Cunningham P-1 & Edith H. Morris Elementary
CDS CODE	19 64733 0138305	6EEC1D24

**Charter Status**

I hereby certify that, to the best of my knowledge, all data have been compiled and reported in accordance with all applicable laws, regulations and instructions.

Responsible Charter School Official:  Date: 12/13/19

School District Superintendent: \_\_\_\_\_ Date: \_\_\_\_\_

County Superintendent of Schools: \_\_\_\_\_ Date: \_\_\_\_\_

Any inquiries concerning this report should be directed to:

**CONTACT NAME** Enrique Robles  
**PHONE** (323)872-0808 \* 7624  
**FAX** \_\_\_\_\_  
**E-Mail** erobles@teachps.org

**Charter Status**

---

County: Los Angeles Fiscal Year: 2019-20  
District: Los Angeles Unified : TEACH Preparatory Mildred S. P-1  
CDS CODE 19 64733 0138305 2004 Certificate Number: 6EEC1D24

---

Did the charter school cease operation during the current fiscal year? \_\_\_\_\_ No  
Is this charter school in its first year of operation? \_\_\_\_\_ No  
Enter Date (month, day, year) that instruction commenced \_\_\_\_\_ / \_\_\_\_ / \_\_\_\_  
Does this charter school operate multiple instructional tracks? \_\_\_\_\_ No  
Single Track Days of Operation \_\_\_\_\_ 0  
What is the site type of the charter school? \_\_\_\_\_ Site-based


---

**Certification**

County: Los Angeles			Fiscal Year: 2019-20
District: Los Angeles Unified		TEACH Preparatory Mildred S. Cunningham P-1 & Edith H. Morris Elementary	
CDS CODE	19 64733 0138305		1D8F55BB

**Attendance Charter School**

I hereby certify that, to the best of my knowledge, all data have been compiled and reported in accordance with all applicable laws, regulations and instructions.

Responsible Charter School Official:  Date: 12/13/19

School District Superintendent: \_\_\_\_\_ Date: \_\_\_\_\_

County Superintendent of Schools: \_\_\_\_\_ Date: \_\_\_\_\_

Any inquiries concerning this report should be directed to:

**CONTACT NAME** Enrique Robles  
**PHONE** (323)872-0808 \* 7624  
**FAX** \_\_\_\_\_  
**E-Mail** erobles@teachps.org



Attendance Charter School

County: Los Angeles Fiscal Year: 2019-20  
 District: Los Angeles Unified : TEACH Preparatory Mildred S. P-1  
 CDS CODE 19 64733 0138305 2004 Certificate Number: 1D8F55BB

Did the charter school cease operation during the current fiscal year? No  
 Is this charter school in its first year of operation? No  
 Enter Date (month, day, year) that instruction commenced \_\_\_/\_\_\_/\_\_\_  
 Does this charter school operate multiple instructional tracks? No  
 Single Track Days of Operation 0  
 What is the site type of the charter school? Site-based

<https://www.teachschools.org/finance/charter-schools>

Regular ADA	TK/K-3	Grades 4-6	Grades 7-8	Grades 9-12	Total
Regular ADA	A-1 132.85	0.00	0.00	0.00	132.85
Classroom-based ADA included in A-1	A-2 132.85	0.00	0.00	0.00	132.85
Extended Year Special Education [EC 56345(b)(3)] (Divisor 175)	A-3 0.00	0.00	0.00	0.00	0.00
Classroom-based ADA included in A-3	A-4 0.00	0.00	0.00	0.00	0.00
Special Education - Nonpublic, Nonsectarian Schools [EC 56366(a)(7)] and/or Nonpublic, Nonsectarian Schools - Licensed Children's Institutions	A-5 0.00	0.00	0.00	0.00	0.00
Classroom-based ADA included in A-5	A-6 0.00	0.00	0.00	0.00	0.00
Extended Year Special Education - Nonpublic, Nonsectarian Schools [EC 56366(a)(7)] and/or Nonpublic, Nonsectarian Schools - Licensed Children's Institutions (Divisor 175)	A-7 0.00	0.00	0.00	0.00	0.00

Attendance Charter School

County: Los Angeles  
 District: Los Angeles Unified : TEACH Preparatory Mildred S.  
 CDS CODE 19 64733 0138305 2004  
 Fiscal Year: 2019-20  
 P-1  
 Certificate Number: 1D8F55BB

Classroom-based ADA included in A-7	A-8	0.00	0.00	0.00	0.00	0.00
ADA Totals (Sum of A-1 through A-7 excluding classroom-based ADA)	A-9	132.85	0.00	0.00	0.00	132.85
Classroom-based ADA Totals (Sum of A-2 through A-8 including only classroom-based ADA)	A-10	132.85	0.00	0.00	0.00	132.85
Non classroom-based ADA Totals (Difference of A-9 and A-10)	A-11	0.00	0.00	0.00	0.00	0.00

Other

ADA for Students in Transitional Kindergarten pursuant to EC 46300 included in Section A (Lines A-1, A-3, A-5 and A-7, TK/K-3 Column, First Year ADA Only)	B-1	12.59				12.59
Non classroom-based ADA not eligible for funding pursuant to EC 47612.5(b) and 51745.6 and not included in A-11	B-2	0.00	0.00	0.00	0.00	0.00
Course Based Independent Study ADA, pursuant to EC 51749.5, included in A-11	B-3	0.00	0.00	0.00	0.00	0.00
Course Based Independent Study ADA not eligible for funding, pursuant to EC 47612.5(b) and 51745.6, included in B-2	B-4	0.00	0.00	0.00	0.00	0.00

Reporting Period: P1  
 Report Date: 12/13/2019

**2019-2020 TEACH Public Schools Attendance Summary Report**  
**TEACH Preparatory Mildred S. Cunningham & Edith H. Morris Elementary**

This data table helps calculate ADA (Total Days Attended / Days Taught) per month. Days Attended is sourced from the Master Data Tab, which is pulled from the SIS.

Grade	Month 1		Month 2		Month 3		Month 4	
	Total Days Attended	Days Taught	Total Days Attended	Days Taught	Total Days Attended	Days Taught	Total Days Attended	Days Taught
TK	245	19	246	19	232	19	171	14
K	738	19	733	19	737	19	528	14
<b>Total TK-K</b>	<b>983</b>	<b>19</b>	<b>979</b>	<b>19</b>	<b>969</b>	<b>19</b>	<b>699</b>	<b>14</b>
1	871	19	926	19	915	19	669	14
2	666	19	638	19	657	19	460	14
3	0	0	0	0	0	0	0	0
<b>Total 1-3</b>	<b>1,537</b>	<b>19</b>	<b>1,564</b>	<b>19</b>	<b>1,572</b>	<b>19</b>	<b>1,129</b>	<b>14</b>
4	0	0	0	0	0	0	0	0
5	0	0	0	0	0	0	0	0
Grade 6	0	0	0	0	0	0	0	0
<b>Total 4-6</b>	<b>0</b>	<b>0</b>	<b>0</b>	<b>0</b>	<b>0</b>	<b>0</b>	<b>0</b>	<b>0</b>
Grade 7	0	0	0	0	0	0	0	0
Grade 8	0	0	0	0	0	0	0	0
<b>Total 7-8</b>	<b>0</b>	<b>0</b>	<b>0</b>	<b>0</b>	<b>0</b>	<b>0</b>	<b>0</b>	<b>0</b>
Grade 9	0	0	0	0	0	0	0	0
Grade 10	0	0	0	0	0	0	0	0
Grade 11	0	0	0	0	0	0	0	0
Grade 12	0	0	0	0	0	0	0	0
<b>Total 9-12</b>	<b>0</b>	<b>0</b>	<b>0</b>	<b>0</b>	<b>0</b>	<b>0</b>	<b>0</b>	<b>0</b>
<b>Total</b>	<b>2,520</b>	<b>19</b>	<b>2,543</b>	<b>19</b>	<b>2,541</b>	<b>19</b>	<b>1,828</b>	<b>14</b>
<b>Monthly ADA</b>		<b>132.63</b>		<b>133.84</b>		<b>133.74</b>		<b>130.57</b>

Total Days Attended	Days Taught	Total ADA
894	71	12.59
2,736	71	38.54
<b>3,630</b>	<b>71</b>	<b>51.13</b>

3,381	71	47.62
2,421	71	34.10
0	0	0.00
<b>5,802</b>	<b>71</b>	<b>81.72</b>

TK-3		
0	0	0.00
0	0	0.00
0	0	0
<b>0</b>	<b>0</b>	<b>0.00</b>


0	0	0
0	0	0
<b>0</b>	<b>0</b>	<b>0.00</b>

0	0	0
0	0	0
<b>0</b>	<b>0</b>	<b>0.00</b>

<b>9,432.00</b>	<b>71</b>	<b>132.85</b>
<b>TOTAL ADA</b>		

This data table aggregates Total ADA per grade for the time period.

I certify that the above figures are true and correct compilation of individual student attendance and that supporting documents are available for audit.

  
 Signature of Principal or Authorized Designee

12/13/19  
 Date

**Certification**

<b>County: Los Angeles</b>		<b>Fiscal Year: 2019-20</b>
<b>District: Los Angeles Unified</b>		<b>TEACH Academy of Technologies P-1</b>
<b>CDS CODE</b>	<b>19 64733 0122242</b>	<b>388A8E74</b>

**Charter Status**

I hereby certify that, to the best of my knowledge, all data have been compiled and reported in accordance with all applicable laws, regulations and instructions.

Responsible Charter School Official:  Date: 12/13/19

School District Superintendent: \_\_\_\_\_ Date: \_\_\_\_\_

County Superintendent of Schools: \_\_\_\_\_ Date: \_\_\_\_\_

Any inquiries concerning this report should be directed to:

**CONTACT NAME** Enrique Robles TAT  
**PHONE** (323)872-0808 \* 7624  
**FAX** \_\_\_\_\_  
**E-Mail** erobles@teachps.org



**Charter Status**

---

County: Los Angeles Fiscal Year: 2019-20  
District: Los Angeles Unified : TEACH Academy of Technologies P-1  
CDS CODE 19 64733 0122242 1206 Certificate Number: 388A8E74

---

Did the charter school cease operation during the current fiscal year? \_\_\_\_\_ No  
Is this charter school in its first year of operation? \_\_\_\_\_ No  
Enter Date (month, day, year) that instruction commenced \_\_\_\_\_ / \_\_\_\_ / \_\_\_\_  
Does this charter school operate multiple instructional tracks? \_\_\_\_\_ No  
Single Track Days of Operation \_\_\_\_\_ 0  
What is the site type of the charter school? \_\_\_\_\_ Site-based

**Charter Status**

---

County: Los Angeles Fiscal Year: 2019-20  
District: Los Angeles Unified : TEACH Academy of Technologies P-1  
CDS CODE 19 64733 0122242 1206 Certificate Number: 388A8E74

---


Did the charter school cease operation during the current fiscal year? No  
Is this charter school in its first year of operation? No  
Enter Date (month, day, year) that instruction commenced \_\_/\_\_/\_\_  
Does this charter school operate multiple instructional tracks? No  
Single Track Days of Operation 0  
What is the site type of the charter school? Site-based

**Certification**

<b>County: Los Angeles</b>			<b>Fiscal Year: 2019-20</b>
<b>District: Los Angeles Unified</b>		<b>TEACH Academy of Technologies</b>	<b>P-1</b>
<b>CDS CODE</b>	<b>19 64733 0122242</b>		<b>08165473</b>

**Attendance Charter School**

I hereby certify that, to the best of my knowledge, all data have been compiled and reported in accordance with all applicable laws, regulations and instructions.

Responsible Charter School Official:  Date: 12/13/19

School District Superintendent: \_\_\_\_\_ Date: \_\_\_\_\_

County Superintendent of Schools: \_\_\_\_\_ Date: \_\_\_\_\_

Any inquiries concerning this report should be directed to:

**CONTACT NAME** Enrique Robles TAT  
**PHONE** (323)872-0808 \* 7624  
**FAX**  
**E-Mail** erobles@teachps.org

Attendance Charter School

County: Los Angeles Fiscal Year: 2019-20  
 District: Los Angeles Unified : TEACH Academy of Technologies P-1  
 CDS CODE 19 64733 0122242 1206 Certificate Number: 08165473

Did the charter school cease operation during the current fiscal year? No  
 Is this charter school in its first year of operation? No  
 Enter Date (month, day, year) that instruction commenced \_/ \_/ \_  
 Does this charter school operate multiple instructional tracks? No  
 Single Track Days of Operation 0  
 What is the site type of the charter school? Site-based

Regular ADA	TK/K-3	Grades 4-6	Grades 7-8	Grades 9-12	Total
Regular ADA A-1	0.00	182.97	258.17	0.00	441.14
Classroom-based ADA included in A-1 A-2	0.00	182.97	258.17	0.00	441.14
Extended Year Special Education [EC 56345(b) (3)] (Divisor 175) A-3	0.00	0.00	0.00	0.00	0.00
Classroom-based ADA included in A-3 A-4	0.00	0.00	0.00	0.00	0.00
Special Education - Nonpublic, Nonsectarian Schools [EC 56366(a) (7)] and/or Nonpublic, Nonsectarian Schools - Licensed Children's Institutions A-5	0.00	0.00	0.00	0.00	0.00
Classroom-based ADA included in A-5 A-6	0.00	0.00	0.00	0.00	0.00
Extended Year Special Education - Nonpublic, Nonsectarian Schools [EC 56366(a) (7)] and/or Nonpublic, Nonsectarian Schools - Licensed Children's Institutions (Divisor 175) A-7	0.00	0.00	0.00	0.00	0.00



Attendance Charter School

County: Los Angeles Fiscal Year: 2019-20  
 District: Los Angeles Unified : TEACH Academy of Technologies P-1  
 Certificate Number: 08165473  
 CDS CODE 19 64733 0122242 1206

Classroom-based ADA included in A-7	A-8	0.00	0.00	0.00	0.00	0.00
ADA Totals (Sum of A-1 through A-7 excluding classroom-based ADA)	A-9	0.00	182.97	258.17	0.00	441.14
Classroom-based ADA Totals (Sum of A-2 through A-8 including only classroom-based ADA)	A-10	0.00	182.97	258.17	0.00	441.14
Non classroom-based ADA Totals (Difference of A-9 and A-10)	A-11	0.00	0.00	0.00	0.00	0.00

Other

ADA for Students in Transitional Kindergarten pursuant to EC 46300 included in Section A (Lines A-1, A-3, A-5 and A-7, TK/K-3 Column, First Year ADA Only)	B-1	0.00				0.00
Non classroom-based ADA not eligible for funding pursuant to EC 47612.5(b) and 51745.6 and not included in A-11	B-2	0.00	0.00	0.00	0.00	0.00
Course Based Independent Study ADA, pursuant to EC 51749.5, included in A-11	B-3	0.00	0.00	0.00	0.00	0.00
Course Based Independent Study ADA not eligible for funding, pursuant to EC 47612.5(b) and 51745.6, included in B-2	B-4	0.00	0.00	0.00	0.00	0.00

**2019-2020 TEACH Public Schools Attendance Summary Report  
TEACH Academy of Technologies**

Reporting Period: **P1**  
Report Date: **12/13/2019**


This data table helps calculate ADA (Total Days Attended / Days Taught) per month. Days Attended is sourced from the Master Data Tab, which is pulled from the SIS.

Grade	Month 1		Month 2		Month 3		Month 4	
	Total Days Attended	Days Taught	Total Days Attended	Days Taught	Total Days Attended	Days Taught	Total Days Attended	Days Taught
TK								
K								
<b>Total TK-K</b>	<b>0</b>	<b>0</b>	<b>0</b>	<b>0</b>	<b>0</b>	<b>0</b>	<b>0</b>	<b>0</b>
1								
2								
3								
<b>Total 1-3</b>	<b>0</b>	<b>0</b>	<b>0</b>	<b>0</b>	<b>0</b>	<b>0</b>	<b>0</b>	<b>0</b>
4	0	0	0	0	0	0	0	0
5	839	19	865	19	840	19	619	14
Grade 6	2599	19	2717	19	2601	19	1911	14
<b>Total 4-6</b>	<b>3,438</b>	<b>19</b>	<b>3,582</b>	<b>19</b>	<b>3,441</b>	<b>19</b>	<b>2,530</b>	<b>14</b>
Grade 7	2461	19	2527	19	2460	19	1773	14
Grade 8	2442	19	2491	19	2420	19	1756	14
<b>Total 7-8</b>	<b>4903</b>	<b>19</b>	<b>5018</b>	<b>19</b>	<b>4880</b>	<b>19</b>	<b>3529</b>	<b>14</b>
Grade 9								
Grade 10								
Grade 11								
Grade 12								
<b>Total 9-12</b>	<b>0</b>	<b>0</b>	<b>0</b>	<b>0</b>	<b>0</b>	<b>0</b>	<b>0</b>	<b>0</b>
<b>Total</b>	<b>8,341</b>	<b>19</b>	<b>8,600</b>	<b>19</b>	<b>8,321</b>	<b>19</b>	<b>6,059</b>	<b>14</b>
<b>Monthly ADA</b>	<b>439.00</b>		<b>452.63</b>		<b>437.95</b>		<b>432.79</b>	

This data table aggregates Total ADA per grade for the time period.

Total Days Attended	Days Taught	Total ADA
0	0	0.00
0	0	0.00
<b>0</b>	<b>0</b>	<b>0.00</b>
0	0	0.00
0	0	0.00
0	0	0.00
<b>0</b>	<b>0</b>	<b>0.00</b>
	<b>TK-3</b>	<b>0.00</b>
0	0	0.00
3,163	71	44.55
9828	71	138.42
<b>12,991</b>	<b>71</b>	<b>182.97</b>
9221	71	129.87
9109	71	128.30
<b>18,330</b>	<b>71</b>	<b>258.17</b>
<b>0</b>	<b>0</b>	<b>0.00</b>
<b>31,321.00</b>	<b>71</b>	<b>441.14</b>
<b>TOTAL ADA</b>		<b>441.14</b>

I certify that the above figures are a true and correct compilation of individual student attendance and that supporting documents are available for audit.



**12/13/19**  
Date

Signature of Principal or Authorized Designee

**Certification**

County: Los Angeles

Fiscal Year: 2019-20

District: Los Angeles Unified

TEACH Tech Charter high

P-1

CDS CODE 19 64733 0129627

F872D37D

**Charter Status**

I hereby certify that, to the best of my knowledge, all data have been compiled and reported in accordance with all applicable laws, regulations and instructions.

Responsible Charter School Official: \_\_\_\_\_



Date: \_\_\_\_\_

12/13/19

School District Superintendent: \_\_\_\_\_

Date: \_\_\_\_\_

County Superintendent of Schools: \_\_\_\_\_

Date: \_\_\_\_\_

Any inquiries concerning this report should be directed to:

**CONTACT NAME** Enrique Robles TTCHS

**PHONE** (323)872-0808 \* 7624

**FAX**

**E-Mail** erobles@teachps.org

Charter Status

---

County: Los Angeles	Fiscal Year: 2019-20
District: Los Angeles Unified : TEACH Tech Charter high	P-1
CDS CODE 19 64733 0129627 1658	Certificate Number: F872D37D

---


Did the charter school cease operation during the current fiscal year?	_____	No
Is this charter school in its first year of operation?	_____	No
Enter Date (month, day, year) that instruction commenced	____/____/____	
Does this charter school operate multiple instructional tracks?	_____	No
Single Track Days of Operation	_____	0
What is the site type of the charter school?	_____	Site-based

**Certification**

County: Los Angeles		Fiscal Year: 2019-20
District: Los Angeles Unified	TEACH Tech Charter high	P-1
CDS CODE 19 64733 0129627		DC5B8452

**Attendance Charter School**

I hereby certify that, to the best of my knowledge, all data have been compiled and reported in accordance with all applicable laws, regulations and instructions.

Responsible Charter School Official:  Date: 12/13/19

School District Superintendent: \_\_\_\_\_ Date: \_\_\_\_\_

County Superintendent of Schools: \_\_\_\_\_ Date: \_\_\_\_\_

Any inquiries concerning this report should be directed to:

**CONTACT NAME** Enrique Robles TTCHS  
**PHONE** (323)872-0808 \* 7624  
**FAX** \_\_\_\_\_  
**E-Mail** erobles@teachps.org



Attendance Charter School

County: Los Angeles Fiscal Year: 2019-20  
 District: Los Angeles Unified : TEACH Tech Charter high P-1  
 CDS CODE 19 64733 0129627 1658 Certificate Number: DC5B8452

Did the charter school cease operation during the current fiscal year? No  
 Is this charter school in its first year of operation? No  
 Enter Date (month, day, year) that instruction commenced \_\_\_/\_\_\_/\_\_\_  
 Does this charter school operate multiple instructional tracks? No  
 Single Track Days of Operation 0  
 What is the site type of the charter school? Site-based

<https://www.teachschools.org/finance/charter-schools>

Regular ADA	TK/K-3	Grades 4-6	Grades 7-8	Grades 9-12	Total
Regular ADA	A-1 0.00	0.00	0.00	381.30	381.30
Classroom-based ADA included in A-1	A-2 0.00	0.00	0.00	381.30	381.30
Extended Year Special Education [EC 56345(b)(3)] (Divisor 175)	A-3 0.00	0.00	0.00	0.00	0.00
Classroom-based ADA included in A-3	A-4 0.00	0.00	0.00	0.00	0.00
Special Education - Nonpublic, Nonsectarian Schools [EC 56366(a)(7)] and/or Nonpublic, Nonsectarian Schools - Licensed Children's Institutions	A-5 0.00	0.00	0.00	0.00	0.00
Classroom-based ADA included in A-5	A-6 0.00	0.00	0.00	0.00	0.00
Extended Year Special Education - Nonpublic, Nonsectarian Schools [EC 56366(a)(7)] and/or Nonpublic, Nonsectarian Schools - Licensed Children's Institutions (Divisor 175)	A-7 0.00	0.00	0.00	0.00	0.00

Attendance Charter School

County: Los Angeles  
 District: Los Angeles Unified : TEACH Tech Charter high  
 CDS CODE 19 64733 0129627 1658  
 Fiscal Year: 2019-20  
 P-1  
 Certificate Number: DC5B8452

	A-8	A-9	A-10	A-11	B-1	B-2	B-3	B-4
Classroom-based ADA included in A-7	0.00	0.00	0.00	0.00	0.00	0.00	0.00	0.00
ADA Totals (Sum of A-1 through A-7 excluding classroom-based ADA)	0.00	0.00	0.00	0.00	0.00	0.00	0.00	0.00
Classroom-based ADA Totals (Sum of A-2 through A-8 including only classroom-based ADA)	0.00	0.00	0.00	0.00	0.00	0.00	0.00	0.00
Non classroom-based ADA Totals (Difference of A-9 and A-10)	0.00	0.00	0.00	0.00	0.00	0.00	0.00	0.00
<b>Other</b>								
ADA for Students in Transitional Kindergarten pursuant to EC 46300 included in Section A (Lines A-1, A-3, A-5 and A-7, TK/K-3 Column, First Year ADA Only)	0.00	0.00	0.00	0.00	0.00	0.00	0.00	0.00
Non classroom-based ADA not eligible for funding pursuant to EC 47612.5(b) and 51745.6 and not included in A-11	0.00	0.00	0.00	0.00	0.00	0.00	0.00	0.00
Course Based Independent Study ADA, pursuant to EC 51749.5, included in A-11	0.00	0.00	0.00	0.00	0.00	0.00	0.00	0.00
Course Based Independent Study ADA not eligible for funding, pursuant to EC 47612.5(b) and 51745.6, included in B-2	0.00	0.00	0.00	0.00	0.00	0.00	0.00	0.00

**2019-2020 TEACH Public Schools Attendance Summary Report  
TEACH Tech Charter High School**

Reporting Period: P1  
Report Date: 12/13/2019

This data table helps calculate ADA (Total Days Attended / Days Taught) per month. Days Attended is sourced from the Master Data Tab, which is pulled from the SIS.

Grade	Month 1		Month 2		Month 3		Month 4	
	Total Days Attended	Days Taught	Total Days Attended	Days Taught	Total Days Attended	Days Taught	Total Days Attended	Days Taught
TK								
K								
<b>Total TK-K</b>	<b>0</b>	<b>0</b>	<b>0</b>	<b>0</b>	<b>0</b>	<b>0</b>	<b>0</b>	<b>0</b>
1								
2								
3								
<b>Total 1-3</b>	<b>0</b>	<b>0</b>	<b>0</b>	<b>0</b>	<b>0</b>	<b>0</b>	<b>0</b>	<b>0</b>
4								
5								
Grade 6								
<b>Total 4-6</b>	<b>0</b>	<b>0</b>	<b>0</b>	<b>0</b>	<b>0</b>	<b>0</b>	<b>0</b>	<b>0</b>
Grade 7								
Grade 8								
<b>Total 7-8</b>	<b>0</b>	<b>0</b>	<b>0</b>	<b>0</b>	<b>0</b>	<b>0</b>	<b>0</b>	<b>0</b>
Grade 9	2555	19	2555	19	2482	19	1772	14
Grade 10	2105	19	2085	19	2046	19	1458	14
Grade 11	1583	19	1644	19	1632	19	1156	14
Grade 12	1119	19	1093	19	1026	19	761	14
<b>Total 9-12</b>	<b>7362</b>	<b>19</b>	<b>7377</b>	<b>19</b>	<b>7186</b>	<b>19</b>	<b>5147</b>	<b>14</b>
<b>Total</b>	<b>7,362</b>	<b>19</b>	<b>7,377</b>	<b>19</b>	<b>7,186</b>	<b>19</b>	<b>5,147</b>	<b>14</b>
<b>Monthly ADA</b>	<b>387.47</b>		<b>388.26</b>		<b>378.21</b>		<b>367.64</b>	

This data table aggregates Total ADA per grade for the time period.

Grade	Total Days Attended	Days Taught	Total ADA
TK	0	0	0.00
K	0	0	0.00
<b>Total TK-K</b>	<b>0</b>	<b>0</b>	<b>0.00</b>
1	0	0	0.00
2	0	0	0.00
3	0	0	0.00
<b>Total 1-3</b>	<b>0</b>	<b>0</b>	<b>0.00</b>
TK-3	0.00		
4	0	0	0.00
5	0	0	0.00
6	0	0	0.00
<b>Total 4-6</b>	<b>0</b>	<b>0</b>	<b>0.00</b>
7	0	0	0.00
8	0	0	0.00
<b>Total 7-8</b>	<b>0</b>	<b>0</b>	<b>0.00</b>
9	9364	71	131.89
10	7694	71	108.37
11	6015	71	84.72
12	3999	71	56.32
<b>Total</b>	<b>27,072</b>	<b>71</b>	<b>381.30</b>
<b>Total ADA</b>	<b>27,072.00</b>	<b>71</b>	<b>381.30</b>

I certify that the above figures are a true and correct compilation of individual student attendance and that supporting documents are available for audit.

Signature of Principal or Authorized Designee: 

Date: 12/13/19



# Coversheet

## Fiscal Report

**Section:** III. ITEMS SCHEDULE FOR INFORMATION & POTENTIAL ACTION  
**Item:** A. Fiscal Report  
**Purpose:** FYI  
**Submitted by:**  
**Related Material:**  
TEACH\_New PPT Template for Monthly Board Presentations - January 2020-Final.pdf



# TEACH Academy of Technologies, TEACH Tech Charter High School, TEACH Prep Elementary, TEACH Public Schools, and Cunningham & Morris, LLC

Monthly Financial Presentation – January 2020

# January Highlights

- January Financials will be provided to LAUSD as 2<sup>nd</sup> Interim Reporting
- TEACH Academy , TEACH Tech, & Teach Prep with surplus, positive cash flow, and positive fund balances projected at year end.
- TPS with Positive Cash Flow, Surplus and **Negative** Fund Balance projected at year-end
- P-1 reports submitted to CDE-
  - TEACH Academy Forecasting ADA @441.14 vs. Budget @ 418 (23.14) increase
  - TEACH Tech Forecasting ADA @381.30 vs. Budget 404 (22.7) decrease
  - TEACH Prep- Forecasting ADA @ 132.85 vs. Budget @ 166 (33.15) decrease
- Small rate changes subsequent TEACH's Approved Budget
  - Lottery State Approved rate **\$207** per ADA vs \$194 per ADA per TEACH's Budget
  - Mandate State Approved **\$63.73** per ADA vs. \$61.45 per ADA
  - P2 2019 In-Lieu Rate **\$2,543.90** per ADA vs. 2,304.55 per ADA
  - STRS rate **17.10%** vs. 16.70%
  - SB740 rate **\$1,184** per ADA vs. \$1,147 per ADA

# TEACH Academy of Technologies



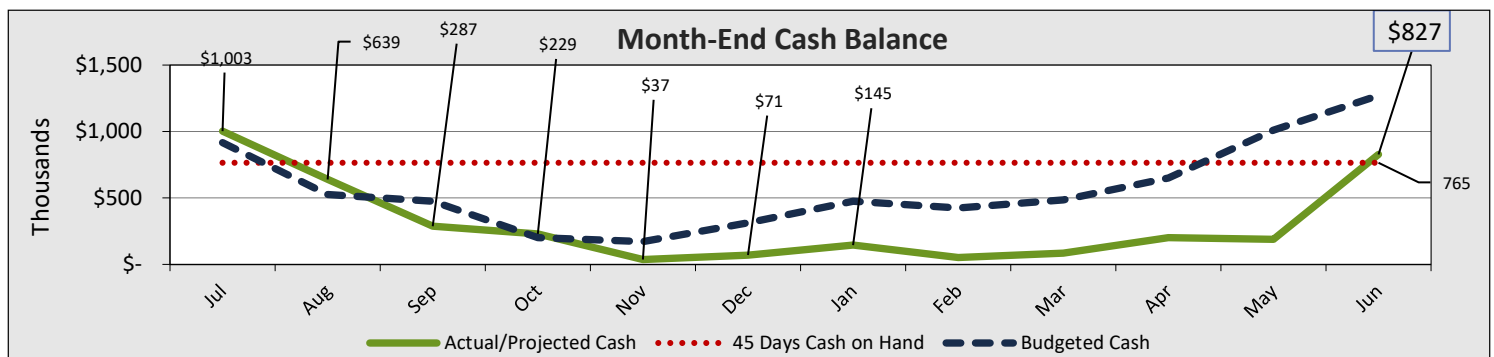
## Board Summary

January 31, 2020

	Year-to-Date			Annual/Full Year		
	Actual @ 01/31/2020	Budget	Fav/(Unfav)	Forecast @6/30/2020	Budget	Fav/(Unfav)
<b>Revenue</b>						
State Aid-Rev Limit	\$ 2,057,793	\$ 2,125,962	\$ (68,169)	\$ 4,672,990	\$ 4,469,106	\$ 203,883
Federal Revenue	387,695	327,360	60,335	607,328	596,832	10,496
Other State Revenue	429,258	461,141	(31,883)	1,013,222	929,857	83,365
<b>Total Revenue</b>	<b>\$ 2,874,745</b>	<b>\$ 2,914,462</b>	<b>\$ (39,717)</b>	<b>\$ 6,293,540</b>	<b>\$ 5,995,795</b>	<b>\$ 297,745</b>

	Year-to-Date			Annual/Full Year		
	Actual @ 01/31/2020	Budget	Fav/(Unfav)	Forecast @6/30/2020	Budget	Fav/(Unfav)
<b>Expenses</b>						
Certificated Salaries	\$ 773,382	\$ 663,259	\$ (110,123)	\$ 1,453,727	\$ 1,204,206	\$ (249,521)
Classified Salaries	267,005	244,559	(22,446)	520,403	446,832	(73,570)
Benefits	339,534	295,081	(44,454)	642,985	528,382	(114,603)
Books and Supplies	423,784	363,331	(60,453)	656,583	568,157	(88,426)
Subagreement Services	248,972	209,924	(39,048)	497,898	392,500	(105,398)
Operations	100,287	124,797	24,510	200,816	216,866	16,050
Facilities	622,114	593,311	(28,803)	986,301	1,017,105	30,804
Professional Services	546,983	646,961	99,978	1,129,043	1,135,572	6,529
Depreciation	55,026	35,000	(20,026)	100,416	60,000	(40,416)
Interest	9,019	-	(9,019)	15,459	-	(15,459)
<b>Total Expenses</b>	<b>\$ 3,386,106</b>	<b>\$ 3,176,223</b>	<b>\$ (209,883)</b>	<b>\$ 6,203,630</b>	<b>\$ 5,569,619</b>	<b>\$ (634,011)</b>

	Year-to-Date			Annual/Full Year		
	Actual @ 01/31/2020	Budget	Fav/(Unfav)	Forecast @6/30/2020	Budget	Fav/(Unfav)
<b>Total Surplus(Deficit)</b>	<b>\$ (511,361)</b>	<b>\$ (261,761)</b>	<b>\$ (249,600)</b>	<b>\$ 89,910</b>	<b>\$ 426,176</b>	<b>\$ (336,265)</b>
Beginning Fund Balance	\$ 2,423,940	2,423,940		2,423,940	2,423,940	
<b>Ending Fund Balance</b>	<b>\$ 1,912,579</b>	<b>\$ 2,162,180</b>		<b>\$ 2,513,851</b>	<b>\$ 2,850,116</b>	
<i>As a % of Annual Expenses</i>	30.8%	38.8%		40.5%	51.2%	



# TEACH Tech Charter High School Board Summary

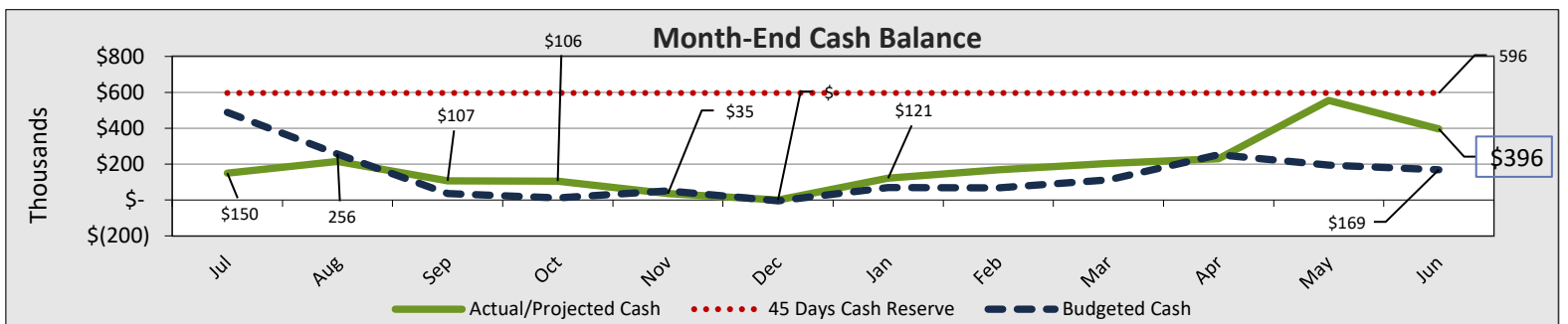


January 31, 2020

	Year-to-Date			Annual/Full Year		
	Actual @ 1/31/2020	Budget	Fav/(Unfav)	Forecast @ 6/30/2020	Budget	Fav/(Unfav)
<b>Revenue</b>						
State Aid-Rev Limit	\$ 2,031,288	\$ 1,976,476	\$ 54,811	\$ 4,858,088	\$ 5,173,590	\$ (315,502)
Federal Revenue	272,283	271,879	405	445,405	542,060	(96,655)
Other State Revenue	353,169	358,451	(5,282)	655,772	787,032	(131,260)
Other Local Revenue	3,500	-	3,500	3,500	-	3,500
<b>Total Revenue</b>	<b>\$ 2,660,240</b>	<b>\$ 2,606,806</b>	<b>\$ 53,434</b>	<b>\$ 5,962,765</b>	<b>\$ 6,502,682</b>	<b>\$ (539,916)</b>

	Year-to-Date			Annual/Full Year		
	Actual @ 1/31/2020	Budget	Fav/(Unfav)	Forecast @ 6/30/2020	Budget	Fav/(Unfav)
<b>Expenses</b>						
Certificated Salaries	\$ 812,519	\$ 853,842	\$ 41,322	\$ 1,511,858	\$ 1,554,678	\$ 42,819
Classified Salaries	213,050	338,997	125,948	416,304	612,115	195,811
Benefits	296,622	298,224	1,601	542,388	533,096	(9,292)
Books and Supplies	359,712	369,737	10,025	514,934	582,609	67,675
Subagreement Services	150,737	60,591	(90,146)	243,972	112,750	(131,222)
Operations	100,445	707,613	607,167	176,064	142,650	(33,414)
Facilities	21,401	718,591	697,190	271,889	1,231,870	959,981
Professional Services	503,262	82,338	(420,924)	1,116,933	1,240,172	123,239
Depreciation	24,388	14,583	(9,805)	41,643	25,000	(16,643)
Interest	-	-	-	-	-	-
<b>Total Expenses</b>	<b>\$ 2,482,136</b>	<b>\$ 3,444,515</b>	<b>\$ 962,379</b>	<b>\$ 4,835,985</b>	<b>\$ 6,034,940</b>	<b>\$ 1,198,955</b>

	Year-to-Date			Annual/Full Year		
	Actual @ 1/31/2020	Budget	Fav/(Unfav)	Forecast @ 6/30/2020	Budget	Fav/(Unfav)
<b>Total Surplus(Deficit)</b>	<b>\$ 178,104</b>	<b>\$ (837,709)</b>	<b>\$ 1,015,813</b>	<b>\$ 1,126,780</b>	<b>\$ 467,742</b>	<b>\$ 659,038</b>
Beginning Fund Balance	265,745	265,745		265,745	265,745	
<b>Ending Fund Balance</b>	<b>\$ 443,849</b>	<b>\$ (571,964)</b>		<b>\$ 1,392,525</b>	<b>\$ 733,487</b>	
<i>As a % of Annual Expenses</i>	9.2%	-9.5%		28.8%	12.2%	



# TEACH Preparatory



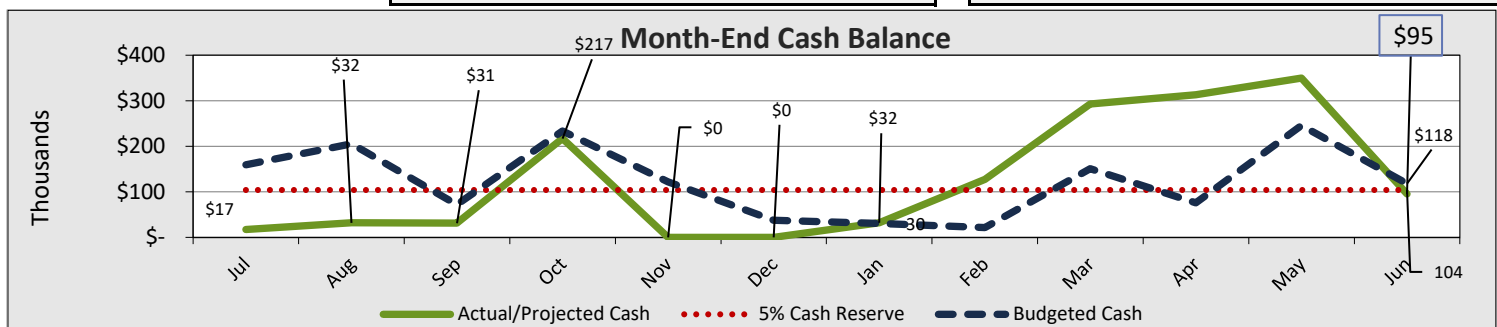
## Board Summary

January 31, 2020

	Year-to-Date			Annual/Full Year		
	Actual @ 1/31/2020	Budget	Fav/(Unfav)	Forecast @ 6/30/2020	Budget	Fav/(Unfav)
<b>Revenue</b>						
State Aid-Rev Limit	\$ 581,156	\$ 394,140	\$ 187,015	\$ 1,506,819	\$ 1,893,973	\$ (387,154)
Federal Revenue	353,421	79,550	273,870	470,458	202,519	267,939
Other State Revenue	63,398	122,998	(59,600)	279,529	320,395	(40,866)
Other Local Revenue	-	-	-	-	-	-
<b>Total Revenue</b>	<b>\$ 997,974</b>	<b>\$ 596,689</b>	<b>\$ 401,285</b>	<b>\$ 2,256,805</b>	<b>\$ 2,416,887</b>	<b>\$ (160,082)</b>

	Year-to-Date			Annual/Full Year		
	Actual @ 1/31/2020	Budget	Fav/(Unfav)	Forecast @ 6/30/2020	Budget	Fav/(Unfav)
<b>Expenses</b>						
Certificated Salaries	\$ 224,774	\$ 290,255	\$ 65,481	\$ 421,236	\$ 525,728	\$ 104,492
Classified Salaries	118,605	119,636	1,031	233,616	213,056	(20,560)
Benefits	89,107	111,041	21,935	157,164	197,085	39,920
Books and Supplies	341,656	170,572	(171,084)	422,674	255,606	(167,069)
Subagreement Services	59,998	34,727	(25,271)	102,977	64,500	(38,477)
Operations	14,350	28,513	14,163	56,317	50,430	(5,886)
Facilities	318,844	258,708	(60,135)	302,363	443,500	141,137
Professional Services	182,018	261,210	79,192	373,231	462,631	89,400
Depreciation	6,267	1,458	(4,808)	10,572	2,500	(8,072)
Interest	-	-	-	-	-	-
<b>Total Expenses</b>	<b>\$ 1,355,618</b>	<b>\$ 1,276,122</b>	<b>\$ (79,496)</b>	<b>\$ 2,080,150</b>	<b>\$ 2,215,035</b>	<b>\$ 134,886</b>

	Year-to-Date			Annual/Full Year		
	Actual @ 1/31/2020	Budget	Fav/(Unfav)	Forecast @ 6/30/2020	Budget	Fav/(Unfav)
<b>Total Surplus(Deficit)</b>	<b>\$ (357,644)</b>	<b>\$ (679,433)</b>	<b>\$ 321,789</b>	<b>\$ 176,655</b>	<b>\$ 201,852</b>	<b>\$ (25,196)</b>
Beginning Fund Balance	339,858	339,858		339,858	339,858	
<b>Ending Fund Balance</b>	<b>\$ (17,785)</b>	<b>\$ (339,575)</b>		<b>\$ 516,514</b>	<b>\$ 541,711</b>	
<i>As a % of Annual Expenses</i>	<i>-0.9%</i>	<i>-15.3%</i>		<i>24.8%</i>	<i>24.5%</i>	



# TEACH Public Schools



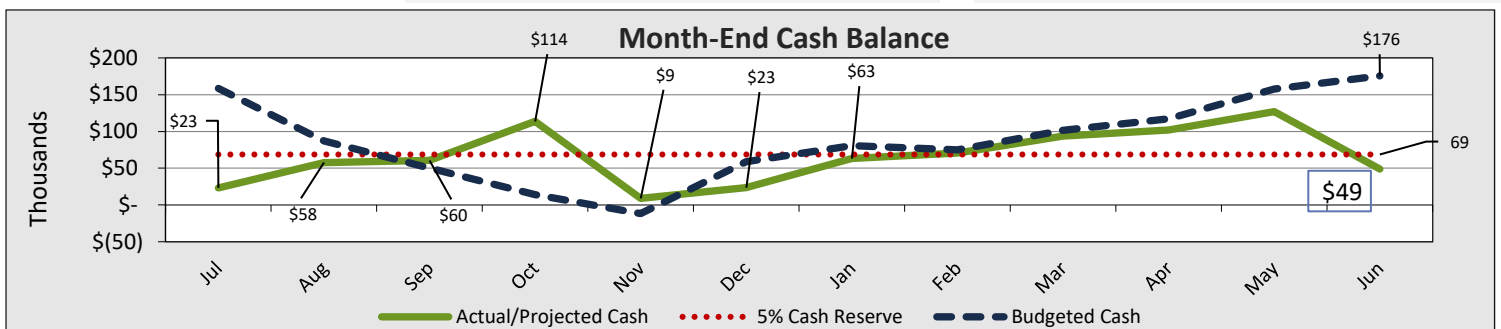
## Board Summary

January 31, 2020

	Year-to-Date			Annual/Full Year		
	Actual @ 01/31/2020	Budget	Fav/(Unfav)	Forecast @ 6/30/2020	Budget	Fav/(Unfav)
<b>Revenue</b>						
Other Local Revenue	657,553	586,316	71,236	1,441,167	1,403,583	37,584
<b>Total Revenue</b>	<b>\$ 657,553</b>	<b>\$ 586,316</b>	<b>\$ 71,236</b>	<b>\$ 1,441,167</b>	<b>\$ 1,403,583</b>	<b>\$ 37,584</b>

	Year-to-Date			Annual/Full Year		
	Actual @ 01/31/2020	Budget	Fav/(Unfav)	Forecast @ 6/30/2020	Budget	Fav/(Unfav)
<b>Expenses</b>						
Certificated Salaries	\$ 326,173	\$ 313,818	\$ (12,355)	\$ 563,778	\$ 537,974	\$ (25,804)
Classified Salaries	140,714	161,187	20,473	248,310	276,320	28,010
Benefits	133,434	106,997	(26,437)	212,392	183,760	(28,631)
Books and Supplies	46,077	40,162	(5,915)	56,091	54,564	(1,527)
Subagreement Services	197	4,364	4,167	3,833	8,000	4,167
Operations	31,921	35,308	3,387	79,076	72,883	(6,193)
Facilities	71,186	104,358	33,173	145,727	178,900	33,173
Professional Services	61,884	30,647	(31,236)	51,569	51,211	(358)
Depreciation	7,241	6,417	(825)	12,521	11,000	(1,521)
<b>Total Expenses</b>	<b>\$ 818,828</b>	<b>\$ 803,258</b>	<b>\$ (15,570)</b>	<b>\$ 1,373,298</b>	<b>\$ 1,374,612</b>	<b>\$ 1,315</b>

	Year-to-Date			Annual/Full Year		
	Actual @ 01/31/2020	Budget	Fav/(Unfav)	Forecast @ 6/30/2020	Budget	Fav/(Unfav)
<b>Total Surplus(Deficit)</b>	<b>\$ (161,275)</b>	<b>\$ (216,942)</b>	<b>\$ 55,667</b>	<b>\$ 67,869</b>	<b>\$ 28,971</b>	<b>\$ 38,899</b>
Beginning Fund Balance	(171,150)	(171,150)		(171,150)	(171,150)	
<b>Ending Fund Balance</b>	<b>\$ (332,425)</b>	<b>\$ (388,092)</b>		<b>\$ (103,281)</b>	<b>\$ (142,179)</b>	
<i>As a % of Annual Expenses</i>	-24.2%	-28.2%		-7.5%	-10.3%	





# TEACH Academy of Technologies

Monthly Financial Presentation – January 2020



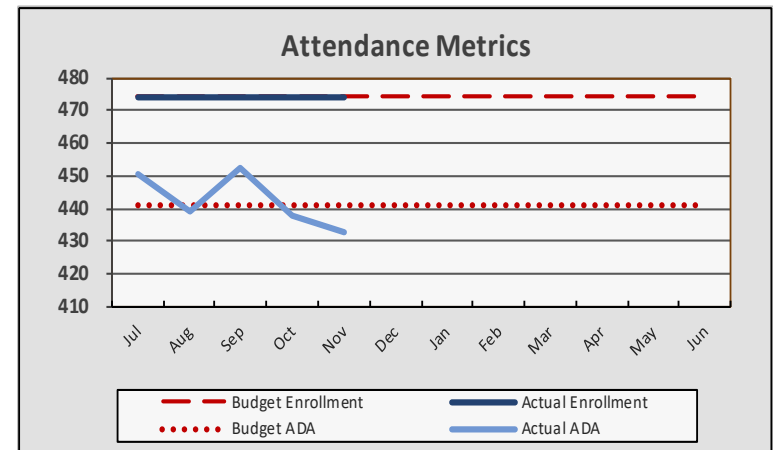


# TAT – Attendance Data and Metrics

## Enrollment and Per Pupil Data

<b>Enrollment &amp; Per Pupil Data</b>			
		<b>Forecast</b>	
	<b>Actual</b>	<b>@ P1</b>	<b>Budget</b>
Average Enrollment	474	474	440
ADA	443	441	418
Attendance Rate	93.4%	93.1%	93.0%
Unduplicated %	95.8%	95.8%	95.8%
Revenue per ADA		\$14,267	\$14,344
Expenses per ADA		\$14,063	\$13,324

## Attendance Metrics



Spring 2019 P2 ADA @ 389.40 which determines LCFF allocation amounts from June 2019 to January 2020- Fall 2019 P1 ADA of 441.14 determines LCFF allocations February 2020- May 2020

# TAT - Revenue

## Revenue

	Year-to-Date		
	Actual @ 01/31/2020	Budget	Fav/(Unfav)
State Aid-Rev Limit	\$ 2,057,793	\$ 2,125,962	\$ (68,169)
Federal Revenue	387,695	327,360	60,335
Other State Revenue	429,258	461,141	(31,883)
<b>Total Revenue</b>	<b>\$ 2,874,745</b>	<b>\$ 2,914,462</b>	<b>\$ (39,717)</b>

	Annual/Full Year		
	Forecast @6/30/2020	Budget	Fav/(Unfav)
State Aid-Rev Limit	\$ 4,672,990	\$ 4,469,106	\$ 203,883
Federal Revenue	607,328	596,832	10,496
Other State Revenue	1,013,222	929,857	83,365
<b>Total Revenue</b>	<b>\$ 6,293,540</b>	<b>\$ 5,995,795</b>	<b>\$ 297,745</b>

See next slide for variance explanation(s)- Prior month Annual December variance was \$348K increase

# TAT - Revenue

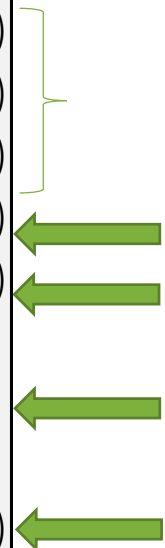
- **State Aid Revenue: Increase of \$203K is mainly due to:** Increase in enrollment by 34 and ADA by 23- There was a prior year FY18/19 LCFF adjustment of (\$43K) as per update apportionment schedules from CDE
  
- **Federal Revenue: Increase of \$10K is mainly due to:**
  - Increase of \$4.5K Special Education as per increase in enrollment and ADA
  - Increase of \$4.1K in Title II funding per updated CDE allocation Schedule
  
- **Other State Revenue: Increase of \$83K is mainly due to:**
  - SB740 increase of \$43K as per increase in rate per ADA from \$1,147 to \$1,184 and increase in projected ADA
  - SPED revenue increase of \$11K based on increased forecasted enrollment and ADA
  - PY 18/19 ASES \$20K, and \$6.5K in Lottery funds received.

# TAT – Expenses



## Expenses

	Year-to-Date			Annual/Full Year		
	Actual @ 01/31/2020	Budget	Fav/(Unfav)	Forecast @6/30/2020	Budget	Fav/(Unfav)
Certificated Salaries	\$ 773,382	\$ 663,259	\$ (110,123)	\$ 1,453,727	\$ 1,204,206	\$ (249,521)
Classified Salaries	267,005	244,559	(22,446)	520,403	446,832	(73,570)
Benefits	339,534	295,081	(44,454)	642,985	528,382	(114,603)
Books and Supplies	423,784	363,331	(60,453)	656,583	568,157	(88,426)
Subagreement Services	248,972	209,924	(39,048)	497,898	392,500	(105,398)
Operations	100,287	124,797	24,510	200,816	216,866	16,050
Facilities	622,114	593,311	(28,803)	986,301	1,017,105	30,804
Professional Services	546,983	646,961	99,978	1,129,043	1,135,572	6,529
Depreciation	55,026	35,000	(20,026)	100,416	60,000	(40,416)
Interest	9,019	-	(9,019)	15,459	-	(15,459)
<b>Total Expenses</b>	<b>\$ 3,386,106</b>	<b>\$ 3,176,223</b>	<b>\$ (209,883)</b>	<b>\$ 6,203,630</b>	<b>\$ 5,569,619</b>	<b>\$ (634,011)</b>



Note: variance explanation(s) are on next slide- Annual Variance per December was (\$676K) increase

# TAT – Expenses

- **Certificated Salaries projected Increase of \$249K** is mainly due to Certificated Teachers increase of \$174K- budgeted amount for 16 positions, currently 21 positions forecasted of which 2 remain open. Pupil support increased by \$60K as 1 position budgeted- currently 3 active positions for Counselors
- **Classified Salaries projected increase of \$73.5K** is mainly due to \$19K increase in Instructional Salaries as 11 staff were budgeted and currently 12 staff ~\$33.9K Increase in Classified Admin as this position was reclassified from Other Classified- position is currently open and remains on forecast- Other Classified Salaries increase of \$28.7K as a result of adding 2 new positions
- **Benefits projected increase of \$115K** in due to increase in STRS \$44K, PERS \$16K & H&W \$43K as per increase in salary expenses
- **Books and Supplies projected increase of \$88K.** Increase of \$57K in Non-Cap Equipment for purchases of 210 Chromebooks, projectors and laptops. Projected Increase of \$33.5K in School Supplies mainly due to uniform purchases.
- **Subagreement Services projected increase of \$105K** –due to projected \$60K increase in Special Education services. Forecast updated to reflect prior months' invoices which suggest increase in students to whom services are provide. Projected increase of \$104K in Substitute Teacher expenses as prior month invoices appears to averaging higher than budgeted monthly amounts.

# TAT – Expenses

- **Facility, Repairs decrease of \$31K** due to decrease in rental fees as per adjustment for deferred rent
- **Depreciation increase of \$40K** is due to new leasehold improvements

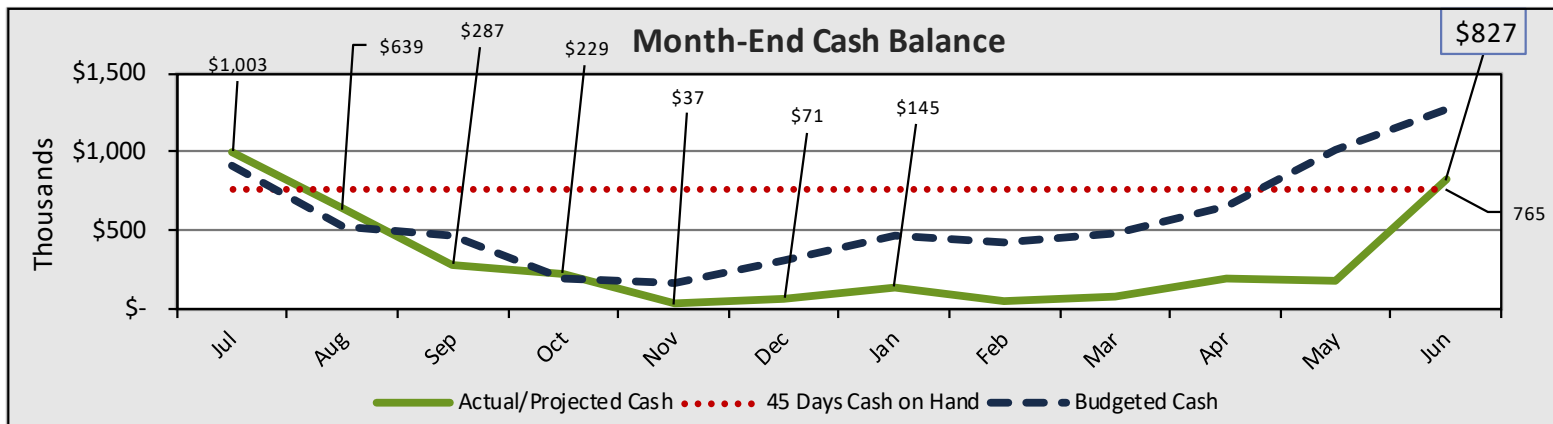
# TAT – Fund Balance

- Net assets ended at year-end well over 5% reserve requirement of \$310K.
- Includes \$538K of intercompany receivables to be transferred before year-end

	<i>Year-to-Date</i>			<i>Annual/Full Year</i>		
	<b>Actual @ 01/31/2020</b>	<b>Budget</b>	<b>Fav/(Unfav)</b>	<b>Forecast @6/30/2020</b>	<b>Budget</b>	<b>Fav/(Unfav)</b>
<b>Total Surplus(Deficit)</b>	<b>\$ (511,361)</b>	<b>\$ (261,761)</b>	<b>\$ (249,600)</b>	<b>\$ 89,910</b>	<b>\$ 426,176</b>	<b>\$ (336,265)</b>
Beginning Fund Balance	<b>\$ 2,423,940</b>	<u>2,423,940</u>		<u>2,423,940</u>	<u>2,423,940</u>	
<b>Ending Fund Balance</b>	<b><u>\$ 1,912,579</u></b>	<b><u>\$ 2,162,180</u></b>		<b><u>\$ 2,513,851</u></b>	<b><u>\$ 2,850,116</u></b>	
<i>As a % of Annual Expenses</i>	30.8%	38.8%		40.5%	51.2%	

# TAT – Cash Balance

- Positive Cash Balance projected at year-end at \$827K/49 DCOH-above \$765K or 45-DCOH bond requirement- Bond calculation also allows for unrestricted receivables at year end (ADCOH is 78)
- The debt service coverage ratio is currently forecasted at 1.21, bond requirement is 1.20- (surplus plus rent expense divided by rent expense less deferred)
- Includes \$538K receipt intercompany transfers in June
- Includes projected building improvements of \$91K for Concrete/Awnings/







# TEACH Tech Charter High School

Monthly Financial Presentation – January 2020

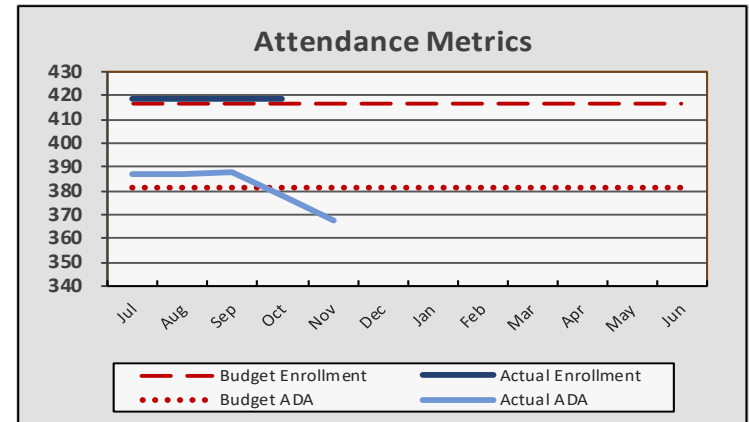


# TTHS – Attendance Data and Metrics

## Enrollment and Per Pupil Data

<b>Enrollment &amp; Per Pupil Data</b>			
	<u>Actual</u>	<u>Forecast</u>	<u>Budget</u>
Average Enrollment	419	417	425
ADA	382	381	404
Attendance Rate	91.1%	91.4%	93.0%
Unduplicated %	93.7%	93.7%	93.7%
Revenue per ADA		\$15,638	\$16,106
Expenses per ADA		\$12,683	\$14,947

## Attendance Metrics



Spring 2019 P2 ADA @ 327.43 which determines LCFF allocation amounts from June 2019 to January 2020. Fall 2019 P1 ADA of 381.30 determines LCFF Allocation from February 2020 until May 2020

# TTHS - Revenue

## Revenue

	<i>Year-to-Date</i>		
	<b>Actual @ 1/31/2020</b>	<b>Budget</b>	<b>Fav/(Unfav)</b>
State Aid-Rev Limit	\$ 2,031,288	\$ 1,976,476	\$ 54,811
Federal Revenue	272,283	271,879	405
Other State Revenue	353,169	358,451	(5,282)
Other Local Revenue	3,500	-	3,500
<b>Total Revenue</b>	<b>\$ 2,660,240</b>	<b>\$ 2,606,806</b>	<b>\$ 53,434</b>

	<i>Annual/Full Year</i>		
	<b>Forecast @ 6/30/2020</b>	<b>Budget</b>	<b>Fav/(Unfav)</b>
State Aid-Rev Limit	\$ 4,858,088	\$ 5,173,590	\$ (315,502)
Federal Revenue	445,405	542,060	(96,655)
Other State Revenue	655,772	787,032	(131,260)
Other Local Revenue	3,500	-	3,500
<b>Total Revenue</b>	<b>\$ 5,962,765</b>	<b>\$ 6,502,682</b>	<b>\$ (539,916)</b>

Note: See Variance Explanations on next slide(s)- Projected Annual Variance was (\$404K) decrease in December

# TTHS - Revenue

- **State Aid Revenue: Projected Decrease of \$315.5K** as per projected decrease in enrollment by (8) and ADA by (23)
- **Federal Revenue: Projected Decrease of \$96.6K is mainly due to:**
  - Child Nutrition decrease of \$105.6K as per decrease in projected ADA review of prior reimbursement submission- variance subject to change based on consumption rates/expense proportionality decreased- See also decrease in Nutrition Expense of \$105K
- **Other State Revenue: Projected Decrease of \$131K** is mainly due to \$11K decrease in SPED revenue as per decrease in ADA and \$17K decrease in SB740 as per decrease in ADA. Adjustment to forecast for prior year FY17/18 SB740 revenue of \$102.5K- amount will more than likely be removed from AR- follow up with Authority.

# TTHS - Expenses

## Expenses

	Year-to-Date			Annual/Full Year		
	Actual @ 1/31/2020	Budget	Fav/(Unfav)	Forecast @ 6/30/2020	Budget	Fav/(Unfav)
Certificated Salaries	\$ 812,519	\$ 853,842	\$ 41,322	\$ 1,511,858	\$ 1,554,678	\$ 42,819
Classified Salaries	213,050	338,997	125,948	416,304	612,115	195,811
Benefits	296,622	298,224	1,601	542,388	533,096	(9,292)
Books and Supplies	359,712	369,737	10,025	514,934	582,609	67,675
Subagreement Services	150,737	60,591	(90,146)	243,972	112,750	(131,222)
Operations	100,445	707,613	607,167	176,064	142,650	(33,414)
Facilities	21,401	718,591	697,190	271,889	1,231,870	959,981
Professional Services	503,262	82,338	(420,924)	1,116,933	1,240,172	123,239
Depreciation	24,388	14,583	(9,805)	41,643	25,000	(16,643)
Interest	-	-	-	-	-	-
<b>Total Expenses</b>	<b>\$ 2,482,136</b>	<b>\$ 3,444,515</b>	<b>\$ 962,379</b>	<b>\$ 4,835,985</b>	<b>\$ 6,034,940</b>	<b>\$ 1,198,955</b>

Variance explanation on next slide (s)- Annual Variance decrease in December was \$259.6K

# TTHS – Expenses

- **Certificated Salaries decrease of \$43K** is mainly due to:
  - **Decrease in Certificated Teachers Extra \$119K** as 21 full positions were budgeted, currently 18 positions filled with 3 positions open and forecasted
  - **Increase of \$78K in Certificated Admin** as one Admin position reclassified from Classified Administration.
- **Classified Salaried decrease of \$195K-** is mainly due to Decrease of \$110K in Instructional Salaries as 10 positions budgeted with 10 forecasted however only 7 positions filled- Decrease of \$64K in Classified Administration as one position reclassified to Certificated Administration-
- **Benefits increase of \$9.3K-**mainly due to \$41K increase in Health and Welfare as per increase in participation
- **Book and supplies decrease by \$67.6K** and is due to projected decrease of \$111K in Food Service as per decrease in enrollment and ADA- subject to vary based on consumption rates- See decrease in Federal Nutrition Revenue of \$105K
- **Subagreement Service increase by \$131K** and is mainly due to projected increase in SPED services by \$116K based on needs of students also SPED TA position still open- need additional support from outside vendors.

# TTHS – Expenses

- **Operations increase of \$33K** and is due to projected insurance increase of \$13K and based on new policy amounts and projected utilities increase of \$22K as per current usage charges
- **Facilities decrease of \$959.9K** includes Rent Expense decrease of \$983K due to w/o of \$756K in deferred lease liability for old Red Hook Lease and Decrease of \$132K in rent expense due to current 6-month lease with Wooten. Additional rent increase \$30K for Parking Lot Lease write off \$18.9K of deferred rent for old Red Hook Lease parking lot lease.
- **Professional/Consulting decrease of \$123K** and is mainly due to \$92K projected decrease in management fees as per decrease in revenue and updated allocation of flat rate CI management fee between schools.


# TTHS – Fund Balance



- Net asset projected to end positively above 5% reserve requirement
- Includes \$196K of intercompany payables to be transferred before year-end

	Year-to-Date		
	Actual @ 1/31/2020	Budget	Fav/(Unfav)
<b>Total Surplus(Deficit)</b>	\$ 178,104	\$ (837,709)	\$ 1,015,813
Beginning Fund Balance	<u>265,745</u>	<u>265,745</u>	
<b>Ending Fund Balance</b>	<u>\$ 443,849</u>	<u>\$ (571,964)</u>	
<i>As a % of Annual Expenses</i>	9.2%	-9.5%	

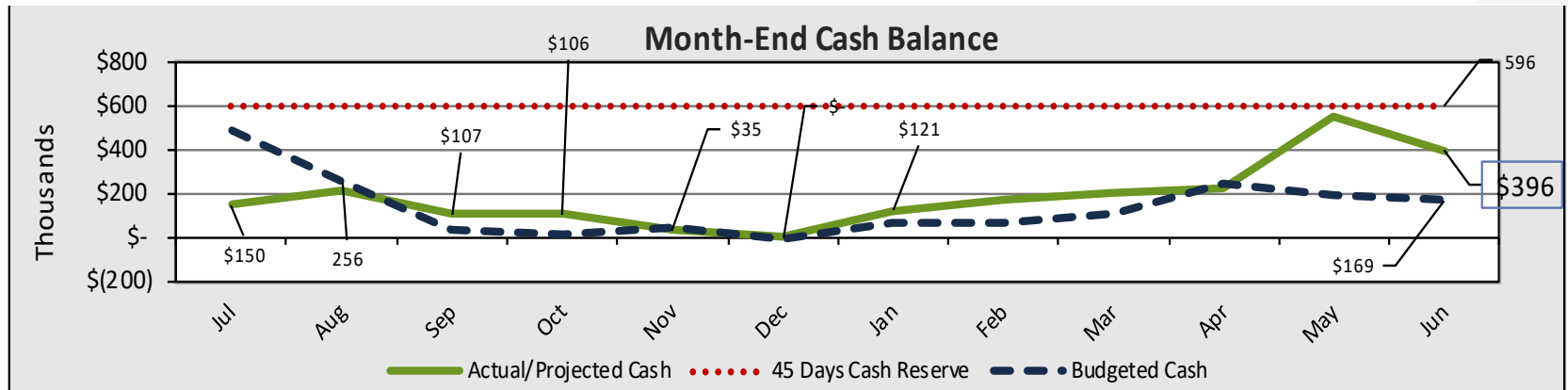
	Annual/Full Year		
	Forecast @ 6/30/2020	Budget	Fav/(Unfav)
<b>Total Surplus(Deficit)</b>	\$ 1,126,780	\$ 467,742	\$ 659,038
Beginning Fund Balance	<u>265,745</u>	<u>265,745</u>	
<b>Ending Fund Balance</b>	<u>\$ 1,392,525</u>	<u>\$ 733,487</u>	
<i>As a % of Annual Expenses</i>	28.8%	12.2%	





# TTHS – Cash Balance

- Positive Cash Balance projected at year-end at \$396K/30 DCOH- below \$596K or 45-DCOH bond requirement- Bond calculation also allows for unrestricted receivables at year end (ADCOH is 63)
- The debt service coverage ratio is currently forecasted at 2.41, bond requirement is 1.20- (surplus plus rent payments divided by rent payments)
- Includes (\$196K) in transfers for intercompany payables amounts in June





# TEACH Prep Elementary School

Monthly Financial Presentation – January 2020

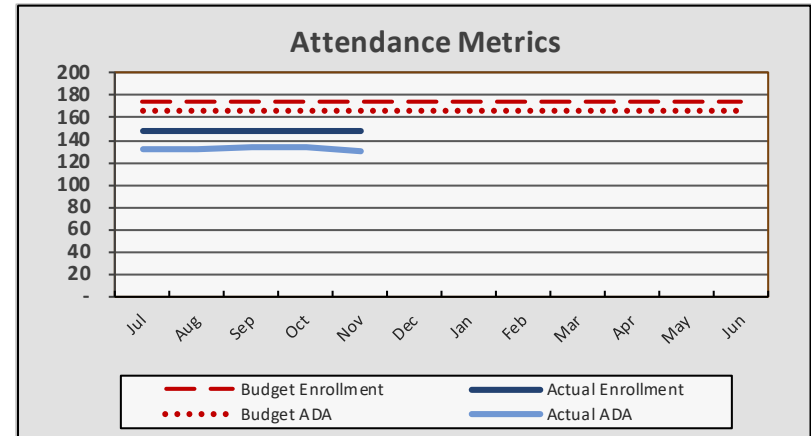


# TES – Attendance Data and Metrics

## Enrollment and Per Pupil Data

## Attendance Metrics

<b>Enrollment &amp; Per Pupil Data</b>			
		<b>Forecast</b>	
	<b>Actual</b>	<b>@ P1</b>	<b>Budget</b>
Average Enrollment	148	145	175
ADA	133	132.85	166
Attendance Rate	89.7%	91.6%	95.0%
Unduplicated %	93.8%	93.8%	93.8%
Revenue per ADA		\$16,988	\$14,538
Expenses per ADA		\$15,658	\$13,324



Spring 2019 P2 ADA @ 36.10 which determines LCFF allocation amounts from June 2019 to January 2020- Fall 2019 P1 ADA 132.85 determines LCFF allocation from February 2020 to May 2020.

# TES – Revenue



- **State Aid Decrease of \$387K-** Is mainly due to projected decrease of 30 in enrollment 175/145 and 33 decrease in ADA from to 166/133.
- **Federal Revenue increase of \$267.9K –** Is mainly due to Title I increase of **\$12K** due to updated preliminary allocation of CDE~ Increase of **\$271K** of PCSGP funds
- **Other State Revenue decrease of \$41K -** is mainly due to decrease of **\$16.6K** in SPED and decrease of **\$33K** in SB740 as per decrease in Enrollment and ADA. Increase in P/Y revenue of \$17K for Lottery

	Year-to-Date			Annual/Full Year		
	Actual @ 01/31/2020	Budget	Fav/(Unfav)	Forecast @ 6/30/2020	Budget	Fav/(Unfav)
<b>Revenue</b>						
State Aid-Rev Limit	\$ 581,156	\$ 394,140	\$ 187,015	\$ 1,506,819	\$ 1,893,973	\$ (387,154)
Federal Revenue	353,421	79,550	273,870	470,458	202,519	267,939
Other State Revenue	63,398	122,998	(59,600)	279,529	320,395	(40,866)
Other Local Revenue	-	-	-	-	-	-
<b>Total Revenue</b>	<b>\$ 997,974</b>	<b>\$ 596,689</b>	<b>\$ 401,285</b>	<b>\$ 2,256,805</b>	<b>\$ 2,416,887</b>	<b>\$ (160,082)</b>

Note- Projected Annual Variance in December (\$192K) decrease

# TES – Expenses

## Expenses

	Year-to-Date			Annual/Full Year		
	Actual @ 01/31/2020	Budget	Fav/(Unfav)	Forecast @ 6/30/2020	Budget	Fav/(Unfav)
Certificated Salaries	\$ 224,774	\$ 290,255	\$ 65,481	\$ 421,236	\$ 525,728	\$ 104,492
Classified Salaries	118,605	119,636	1,031	233,616	213,056	(20,560)
Benefits	89,107	111,041	21,935	157,164	197,085	39,920
Books and Supplies	341,656	170,572	(171,084)	422,674	255,606	(167,069)
Subagreement Services	59,998	34,727	(25,271)	102,977	64,500	(38,477)
Operations	14,350	28,513	14,163	56,317	50,430	(5,886)
Facilities	318,844	258,708	(60,135)	302,363	443,500	141,137
Professional Services	182,018	261,210	79,192	373,231	462,631	89,400
Depreciation	6,267	1,458	(4,808)	10,572	2,500	(8,072)
Interest	-	-	-	-	-	-
<b>Total Expenses</b>	<b>\$ 1,355,618</b>	<b>\$ 1,276,122</b>	<b>\$ (79,496)</b>	<b>\$ 2,080,150</b>	<b>\$ 2,215,035</b>	<b>\$ 134,886</b>

Note variance explanations on next slide – Annual Variance in prior month was (\$125K)

# TES – Expense

- **Certificated Salaries decrease of \$104K** is due to \$123k decrease in Certificate Salaried with the removal of 1 budgeted Certificated Teacher from forecast due to non hire, also split salary of 2 teachers who were budgeted at full salary. Projected bonus \$16K included for certificated teachers not included in original budget
- **Classified Salaries increased \$21K** is due to projected classified staff bonus projected at \$11.5K as well as combined \$18K increase in other classified/clerical staff for addition of part-time staff.
- **Benefits decrease of \$39K** is mainly due to \$15K decrease in STRS as per decrease in Certificated Salaries~\$20K projected decrease in Health and Benefits benefit as rates are adjusted as per enrollment and participation
- **Books and Supplies increase of \$167K** is mainly due to projected- Textbooks increase of \$22K- School Supplies increase of \$53K increase for Meet the Masters purchase and Delta Education ~ Projected increase in Software of \$36K for purchases of software licenses (TCI and Ellavation).~ \$64K increase in Non-Cap equipment for purchase of furniture-books and supplies expense are offset by PCSGP Revenue-see above.

# TES – Expense

- **Subagreement Services increase of \$38K** is mainly due to projected increase of \$29K for substitute teacher as prior months' invoices are averaging higher than budgeted amounts~ Security projected to increase by \$18K for increase in services
- **Facilities decrease of \$141K** is mainly due to projected w/o of \$231K deferred revenue for Red Hook lease in April 2020 when new Wooten Lease begins.
- **Professional/Consulting Services *decrease of \$89K*** due to projected decrease in Managements Fee (\$62K) and SPED Encroachment fees(\$21K) as per decrease in revenue

# TES – Fund Balance

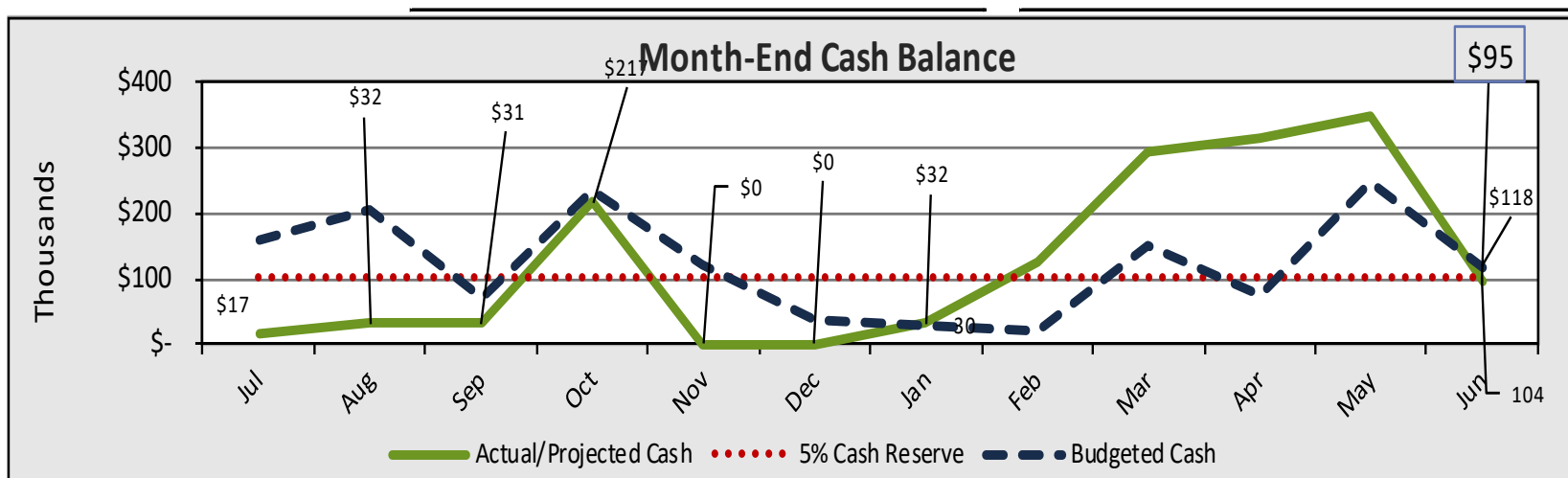
- Surplus \$177 forecasted at year-end mainly due to projected w/o of \$266K in deferred rent in April 2020.
- Net asset projected to end positively above 5% reserve requirement

	Year-to-Date			Annual/Full Year		
	Actual @ 01/31/2020	Budget	Fav/(Unfav)	Forecast @ 6/30/2020	Budget	Fav/(Unfav)
<b>Total Surplus(Deficit)</b>	\$ (357,644)	\$ (679,433)	\$ 321,789	\$ 176,655	\$ 201,852	\$ (25,196)
Beginning Fund Balance	<u>339,858</u>	<u>339,858</u>		<u>339,858</u>	<u>339,858</u>	
<b>Ending Fund Balance</b>	<u><b>\$ (17,785)</b></u>	<u><b>\$ (339,575)</b></u>		<u><b>\$ 516,514</b></u>	<u><b>\$ 541,711</b></u>	
<i>As a % of Annual Expenses</i>	-0.9%	-15.3%		24.8%	24.5%	



# TES – Cash Balance

- Positive Cash Balance forecasted @\$95K above 5% reserve of \$104K
- Cash balance includes (\$259K) of intercompany transfers in June
- Includes \$60K receipt of Charter School Financing Loan funds





# TEACH Public Schools

Monthly Financial Presentation – January 2020

# TPS – Revenue

- Revenue projected increased by \$37K and subject to changed based on updated revenue from school locations

	Year-to-Date			Annual/Full Year		
	Actual @ 01/31/2020	Budget	Fav/(Unfav)	Forecast @ 6/30/2020	Budget	Fav/(Unfav)
<b>Total Surplus(Deficit)</b>	\$ (161,275)	\$ (216,942)	\$ 55,667	\$ 36,991	\$ 28,971	\$ 8,021
Beginning Fund Balance	<u>(171,150)</u>	<u>(171,150)</u>		<u>(171,150)</u>	<u>(171,150)</u>	
<b>Ending Fund Balance</b>	<u><b>\$ (332,425)</b></u>	<u><b>\$ (388,092)</b></u>		<u><b>\$ (134,159)</b></u>	<u><b>\$ (142,179)</b></u>	
<i>As a % of Annual Expenses</i>	-23.7%	-28.2%		-9.6%	-10.3%	

Note- Projected Annual variance in December was \$52K increase

# TPS – Expenses

Expenses	Year-to-Date			Annual/Full Year		
	Actual @ 01/31/2020	Budget	Fav/(Unfav)	Forecast @ 6/30/2020	Budget	Fav/(Unfav)
Certificated Salaries	\$ 326,173	\$ 313,818	\$ (12,355)	\$ 563,778	\$ 537,974	\$ (25,804)
Classified Salaries	140,714	161,187	20,473	248,310	276,320	28,010
Benefits	133,434	106,997	(26,437)	212,392	183,760	(28,631)
Books and Supplies	46,077	40,162	(5,915)	56,091	54,564	(1,527)
Subagreement Services	197	4,364	4,167	3,833	8,000	4,167
Operations	31,921	35,308	3,387	79,076	72,883	(6,193)
Facilities	71,186	104,358	33,173	145,727	178,900	33,173
Professional Services	61,884	30,647	(31,236)	82,447	51,211	(31,236)
Depreciation	7,241	6,417	(825)	12,521	11,000	(1,521)
<b>Total Expenses</b>	<b>\$ 818,828</b>	<b>\$ 803,258</b>	<b>\$ (15,570)</b>	<b>\$ 1,404,176</b>	<b>\$ 1,374,612</b>	<b>\$ (29,564)</b>

- Certificated Salaries increase of \$26K as per projected bonus.
- Classified Salaried decrease by \$28K as Other Classified decreased by \$38K.(4 part-time budgeted vs. two current employees)
- Benefits increased by \$28K as per \$34K increase in Health and Benefits as per increase in participation.
- Facilities decrease of \$33K as per decrease in repairs and maintenance-majority of repairs performed in P/Y-Taxes decrease of \$25K as expense booked on school locations
- Note- Projected Annual Variance December 2019 was \$16K increase

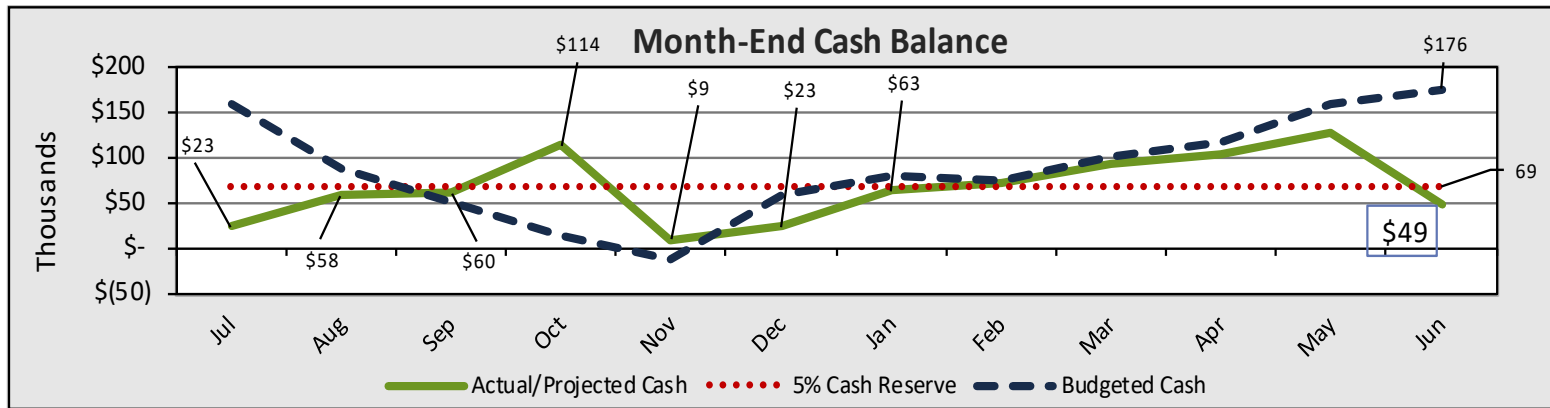
# TPS – Fund Balance

- Projected surplus at year-end \$36K with ending negative fund balance of \$134K

	Year-to-Date			Annual/Full Year		
	Actual @ 01/31/2020	Budget	Fav/(Unfav)	Forecast @ 6/30/2020	Budget	Fav/(Unfav)
<b>Total Surplus(Deficit)</b>	\$ (161,275)	\$ (216,942)	\$ 55,667	\$ 67,869	\$ 28,971	\$ 38,899
Beginning Fund Balance	<u>(171,150)</u>	<u>(171,150)</u>		<u>(171,150)</u>	<u>(171,150)</u>	
<b>Ending Fund Balance</b>	<u><b>\$ (332,425)</b></u>	<u><b>\$ (388,092)</b></u>		<u><b>\$ (103,281)</b></u>	<u><b>\$ (142,179)</b></u>	
<i>As a % of Annual Expenses</i>	-24.2%	-28.2%		-7.5%	-10.3%	

# TPS – Cash Balance

- Cash Balance forecasted @\$49K at year-end
- Transfers of combined intercompany payable/receipts of (\$82K) to other locations



# TPS, Inc. – Financial Position



## TEACH, Inc.

### Statement of Financial Position

January 31, 2020

	Teach Academy of Technology	Teach Tech High School	Teach Preparatory Mildred S. Cunningham & Edith H. Morris Elementary School	Teach Public Schools	C & M LLC	Wooten Avila, LLC	TEACH Foundation, Inc	Eliminations	Combined
<b>Assets</b>									
<b>Current Assets</b>									
Cash & Cash Equivalents	\$ 144,983	\$ 121,164	\$ 31,994	\$ 63,177	\$ 18,482	8,259,658	\$ 8,179		\$ 8,647,637
Public Funding Receivables	289,911	327,989	235,943	-	-	-	-		853,844
Other Receivables	166,364	-	-	24,000	3,961	-	-		194,325
Due To/From Related Parties	620,674	(196,588)	(259,112)	(203,358)	38,383	-	-		-
Prepaid Expenses	68,528	21,381	56,448	20,297	-	-	-		166,654
Investments	-	-	-	-	705,116	-	-		705,116
<b>Total Current Assets</b>	<b>1,290,461</b>	<b>273,946</b>	<b>65,273</b>	<b>(95,884)</b>	<b>765,942</b>	<b>8,259,658</b>	<b>8,179</b>		<b>10,567,575</b>
<b>Long-Term Assets</b>									
Property & Equipment, Net	1,285,267	141,521	110,216	59,896	10,112,510	13,970,635	-		25,680,046
Deposits	5,000	163,517	99,750	17,580	-	-	-		285,847
Deferred Lease Asset	-	-	-	-	243,955	67,949	-	(311,904)	-
Securities	-	-	-	-	568,006	1,752,306	-		2,320,312
<b>Total Long Term Assets</b>	<b>1,290,267</b>	<b>305,038</b>	<b>209,966</b>	<b>77,476</b>	<b>10,924,471</b>	<b>15,790,890</b>	<b>-</b>	<b>(311,904)</b>	<b>28,286,204</b>
<b>Total Assets</b>	<b>\$ 2,580,728</b>	<b>\$ 578,984</b>	<b>\$ 275,239</b>	<b>\$ (18,408)</b>	<b>\$ 11,690,413</b>	<b>\$ 24,050,549</b>	<b>\$ 8,179</b>	<b>\$ (311,904)</b>	<b>\$ 38,853,779</b>

Note- Cash Balances low at month end with \$947K in State and Federal Receivables





# TPS, Inc. – Financial Position

TEACH, Inc.

Statement of Financial Position

January 31, 2020

	Teach Academy of Technology	Teach Tech High School	Teach Preparatory Mildred S. Cunningham & Edith H. Morris Elementary School	Teach Public Schools	C & M LLC	Wooten Avila, LLC	TEACH Foundation, Inc	Eliminations	Combined
<b>Liabilities</b>									
<b>Current Liabilities</b>									
Accounts Payable	\$ 660	\$ 24,593	\$ -	\$ 171	\$ -		\$ -		\$ 25,424
Accrued Liabilities	122,100	42,594	46,060	310,536	-		-		521,290
Interest Payable	-	-	-	-	119,871	77,107	-		196,978
<b>Total Current Liabilities</b>	<b>122,760</b>	<b>67,186</b>	<b>46,060</b>	<b>310,707</b>	<b>119,871</b>	<b>77,107</b>	<b>-</b>	<b>-</b>	<b>743,692</b>
<b>Long-Term Liabilities</b>									
Deferred Rent, Net of Current Portion	243,955	67,949	186,966	3,309	-		-	(311,904)	190,275
Notes Payable, Net of Current Portion	301,434	-	60,000	-	-		-		361,434
Bonds Payable, Net of Current Portion	-	-	-	-	12,500,000	22,310,000	-		34,810,000
Bond Issue Cost	-	-	-	-	(263,619)	(223,100)	-		(486,719)
Discount on Bonds	-	-	-	-	(212,959)	1,935,361	-		1,722,402
Securities Premium	-	-	-	-	(1,114)		-		(1,114)
<b>Total Long-Term Liabilities</b>	<b>545,389</b>	<b>67,949</b>	<b>246,966</b>	<b>3,309</b>	<b>12,022,308</b>	<b>24,022,261</b>	<b>-</b>	<b>(311,904)</b>	<b>36,596,278</b>
<b>Total Liabilities</b>	<b>\$ 668,150</b>	<b>\$ 135,135</b>	<b>\$ 293,025</b>	<b>\$ 314,017</b>	<b>\$ 12,142,179</b>	<b>\$ 24,099,368</b>	<b>\$ -</b>	<b>\$ (311,904)</b>	<b>\$ 37,339,970</b>
<b>Total Net Assets</b>	<b>1,912,579</b>	<b>443,849</b>	<b>(17,786)</b>	<b>(332,425)</b>	<b>(451,766)</b>	<b>(48,819)</b>	<b>8,179</b>	<b></b>	<b>1,513,809</b>
<b>Total Liabilities and Net Assets</b>	<b>\$ 2,580,728</b>	<b>\$ 578,984</b>	<b>\$ 275,239</b>	<b>\$ (18,408)</b>	<b>\$ 11,690,413</b>	<b>\$ 24,050,549</b>	<b>\$ 8,179</b>	<b>\$ (311,904)</b>	<b>\$ 38,853,779</b>

Note- Current Assets more than Current Liabilities

# Questions & Discussion

Appendix follows, including:

- Monthly Cash Flow / Forecast 19/20
- Budget vs. Actual
- Statement of Financial Position
- AP Aging
- Monthly Check Register
- 60-Day Compliance Calendar

# TEACH Academy of Technologies

## Monthly Cash Flow/Budget FY19-20

Revised 2/24/20

ADA = 441.14



	Jul-19	Aug-19	Sep-19	Oct-19	Nov-19	Dec-19	Jan-20	Feb-20	Mar-20	Apr-20	May-20	Jun-20	Year-End Accruals	Annual Forecast	Original Budget Total	Favorable / (Unfav.)
<b>ADA = 418.00</b>																
<b>Revenues</b>																
<b>State Aid - Revenue Limit</b>																
8011 LCFF State Aid	-	126,196	126,196	227,153	227,153	227,153	227,153	227,153	290,903	290,903	290,903	290,903	331,859	2,883,628	2,876,262	7,366
8012 Education Protection Account	-	-	161,121	-	-	161,122	-	-	209,988	-	-	-	177,410	709,641	629,543	80,098
8019 State Aid - Prior Year	-	-	-	-	-	-	-	-	(10,624)	(10,624)	(10,624)	(10,624)	-	(42,495)	-	(42,495)
8096 In Lieu of Property Taxes	59,436	118,871	79,248	79,248	79,247	79,248	79,248	182,557	91,278	91,278	91,278	91,278	-	1,122,216	963,302	158,914
	59,436	245,067	366,565	306,401	306,400	467,523	306,401	409,710	581,545	371,558	371,558	371,558	509,269	4,672,990	4,469,106	203,883
<b>Federal Revenue</b>																
8181 Special Education - Entitlement	4,737	9,584	6,365	6,365	6,365	6,365	6,365	7,976	7,976	7,976	7,976	7,976	0	86,022	81,510	4,512
8220 Federal Child Nutrition	-	-	28,857	35,289	41,916	56,406	-	33,106	33,106	33,106	33,106	33,106	-	327,999	330,414	(2,415)
8290 Title I, Part A - Basic Low Income	-	-	39,337	-	-	119,266	-	-	-	-	-	-	1,000	159,603	156,989	2,614
8291 Title II, Part A - Teacher Quality	-	-	5,516	-	-	3,313	-	-	-	-	-	-	13,224	22,053	17,919	4,134
8296 Other Federal Revenue	-	-	-	2,913	-	-	8,738	-	-	-	-	-	-	11,651	10,000	1,651
	4,737	9,584	80,075	44,566	48,281	185,350	15,103	41,082	41,082	41,082	41,082	41,082	14,224	607,328	596,832	10,496
<b>Other State Revenue</b>																
8311 State Special Education	13,886	27,743	18,502	18,502	18,502	18,502	18,502	17,161	17,161	17,161	17,161	17,161	(0)	219,944	208,406	11,537
8520 Child Nutrition	-	-	2,315	2,919	3,337	4,388	-	2,989	2,989	2,989	2,989	2,989	-	27,903	29,830	(1,927)
8545 School Facilities (SB740)	-	-	-	-	-	-	230,524	-	-	-	115,262	-	176,524	522,310	479,446	42,864
8550 Mandated Cost	-	-	-	-	-	6,565	-	-	-	-	-	-	-	6,565	6,565	(0)
8560 State Lottery	-	-	-	-	-	-	20,225	-	-	20,151	-	-	50,940	91,316	85,272	6,044
8598 Prior Year Revenue	-	76	-	(1,794)	-	-	26,565	-	-	-	-	-	-	24,847	-	24,847
8599 Other State Revenue	-	-	-	-	-	-	-	-	-	30,084	-	-	90,253	120,337	120,337	-
	13,886	27,819	20,817	19,627	21,839	29,455	295,816	20,150	20,150	70,386	135,412	20,150	317,717	1,013,222	929,857	83,365
<b>Total Revenue</b>	<b>78,059</b>	<b>282,469</b>	<b>467,457</b>	<b>370,594</b>	<b>376,520</b>	<b>682,327</b>	<b>617,319</b>	<b>470,942</b>	<b>642,777</b>	<b>483,025</b>	<b>548,052</b>	<b>432,790</b>	<b>841,210</b>	<b>6,293,540</b>	<b>5,995,795</b>	<b>297,745</b>
<b>Expenses</b>																
<b>Certificated Salaries</b>																
1100 Teachers' Salaries	10,332	98,300	79,865	91,088	91,662	91,506	86,447	90,250	90,250	90,250	90,250	90,250	-	1,000,453	825,882	(174,571)
1170 Teachers' Substitute Hours	-	-	-	-	-	-	-	2,927	2,927	2,927	2,927	2,927	-	14,636	30,000	15,364
1175 Teachers' Extra Duty/Stipends	6,543	-	-	-	-	30,509	-	-	-	-	-	30,509	-	67,561	55,915	(11,647)
1200 Pupil Support Salaries	8,645	-	-	6,000	6,000	14,411	12,166	16,831	16,831	16,831	16,831	16,831	-	131,378	70,981	(60,397)
1300 Administrators' Salaries	8,196	20,903	9,968	14,883	14,883	19,141	14,883	14,883	14,883	14,883	14,883	14,883	-	177,274	165,600	(11,674)
1900 Other Certificated Salaries	-	-	15,226	5,075	5,075	6,598	5,075	5,075	5,075	5,075	5,075	5,075	-	62,424	55,828	(6,596)
	33,716	119,204	105,059	117,046	117,621	162,166	118,571	129,967	129,967	129,967	129,967	160,476	-	1,453,727	1,204,206	(249,521)
<b>Classified Salaries</b>																
2100 Instructional Salaries	1,460	16,216	21,074	29,527	21,652	17,555	8,505	21,809	21,809	21,809	21,809	21,809	-	225,033	206,140	(18,893)
2200 Support Salaries	-	-	-	-	-	-	-	-	-	-	-	13,829	-	13,829	23,936	10,107
2300 Classified Administrators' Salaries	-	-	-	13,125	-	-	-	4,167	4,167	4,167	4,167	4,167	-	33,958	-	(33,958)
2400 Clerical and Office Staff Salaries	9,800	12,565	2,852	8,496	8,332	9,346	7,500	8,113	8,113	8,113	8,113	8,113	-	99,456	97,357	(2,099)
2900 Other Classified Salaries	13,045	13,396	21,944	(2,184)	8,410	18,432	5,959	13,825	13,825	13,825	13,825	13,825	-	148,126	119,399	(28,727)
	24,305	42,176	45,870	48,964	38,393	45,332	21,964	47,914	47,914	47,914	47,914	61,743	-	520,403	446,832	(73,570)
<b>Benefits</b>																
3101 STRS	5,052	20,384	17,965	19,127	17,955	21,487	19,439	23,515	23,515	23,515	23,515	29,035	-	244,503	201,102	(43,400)
3202 PERS	4,175	5,609	7,094	14,240	8,061	6,823	4,622	11,109	11,109	11,109	11,109	14,315	-	109,372	92,941	(16,431)
3301 OASDI	1,490	2,598	2,836	3,344	2,689	3,119	1,670	3,315	3,315	3,315	3,315	4,272	-	35,281	27,704	(7,578)
3311 Medicare	837	2,336	2,187	2,404	2,259	3,006	2,035	2,768	2,768	2,768	2,768	3,459	-	29,596	23,940	(5,656)
3401 Health and Welfare	12,031	12,929	10,092	11,103	18,563	14,057	15,069	11,422	11,422	11,422	11,422	11,422	-	150,954	107,660	(43,294)
3501 State Unemployment	136	2,898	2,688	1,865	1,141	822	6,831	5,086	2,543	1,272	1,272	1,272	-	27,825	20,279	(7,546)
3601 Workers' Compensation	1,007	1,007	1,007	10,375	1,007	1,007	1,007	1,007	1,007	1,007	1,007	1,007	-	21,453	23,115	1,661
3901 Other Benefits	125	1,218	1,691	1,364	1,199	1,269	1,180	3,191	3,191	3,191	3,191	3,191	-	24,000	31,641	7,641
	24,854	48,979	45,561	63,822	52,875	51,590	51,853	61,413	58,870	57,598	57,598	67,971	-	642,985	528,382	(114,603)





# TEACH Academy of Technologies

## Monthly Cash Flow/Budget FY19-20

Revised 2/24/20

ADA = 441.14

	Jul-19	Aug-19	Sep-19	Oct-19	Nov-19	Dec-19	Jan-20	Feb-20	Mar-20	Apr-20	May-20	Jun-20	Year-End Accruals	Annual Forecast	Original Budget Total	Favorable / (Unfav.)
<b>Monthly Surplus (Deficit)</b>	<b>(111,237)</b>	<b>(248,168)</b>	<b>3,707</b>	<b>(218,130)</b>	<b>(209,457)</b>	<b>150,058</b>	<b>121,867</b>	<b>(120,238)</b>	<b>62,283</b>	<b>(92,758)</b>	<b>(17,056)</b>	<b>(68,610)</b>	837,650	89,910	426,176	(336,265)
<b>Cash Flow Adjustments</b>														1%		
Monthly Surplus (Deficit)	(111,237)	(248,168)	3,707	(218,130)	(209,457)	150,058	121,867	(120,238)	62,283	(92,758)	(17,056)	(68,610)	837,650	89,910		<b>1.216</b>
Cash flows from operating activities																<b>Coverage 1.20</b>
Depreciation/Amortization	7,901	3,908	7,558	8,506	8,506	9,078	9,569	9,078	9,078	9,078	9,078	9,078	-	100,416		
Public Funding Receivables	316,414	86,654	(201,236)	289,024	(45,254)	(313,323)	145,562	59,387		230,524		166,364	(841,210)	(107,092)		
Due To/From Related Parties	(139,453)	(296,372)	(186,815)	(64,530)	(33,707)	133,490	55,641					538,107	-	6,360		
Prepaid Expenses	(43,847)	(8,039)	15,417	(22,575)	(8,585)	29,501	5,282	-	-	-	-	-	-	(32,846)		
Other Assets	-	4,900	-	-	-	-	-	-	-	-	-	-	-	4,900		
Accounts Payable	(86,743)	60,286	-	(59,462)	136,887	23,883	(174,109)	-	-	-	-	-	3,560	(95,698)		
Accrued Expenses	(1,952)	(640)	15,420	80,374	(21,453)	7,356	(38,773)						-	40,332		
Other Liabilities	(1,082)	(1,513)	(1,513)	(1,513)	(1,511)	(1,511)	(1,511)	(1,511)	(1,511)	(1,511)	(1,511)	(1,511)	-	(17,709)		
Cash flows from investing activities																
Purchases of Prop. And Equip.	(51,595)	39,759		(64,951)	(13,728)	-	(44,827)	(36,125)	(32,000)	(23,300)	-	-	-	(226,768)		
Cash flows from financing activities																
Proceeds from Factoring	-	-	-	-	-	-	-	-	-	-	-	-	-	-		
Proceeds(Payments) on Debt	(4,433)	(4,433)	(4,433)	(4,433)	(4,433)	(4,433)	(4,433)	(4,433)	(4,433)	(4,433)	(4,433)	(4,433)	-	(53,195)		
<b>Total Change in Cash</b>	<b>(116,026)</b>	<b>(363,659)</b>	<b>(351,895)</b>	<b>(57,689)</b>	<b>(192,735)</b>	<b>34,098</b>	<b>74,267</b>	<b>(93,841)</b>	<b>33,417</b>	<b>117,600</b>	<b>(13,922)</b>	<b>638,995</b>				
Cash, Beginning of Month	1,118,621	1,002,595	638,936	287,042	229,352	36,617	70,715	144,983	51,142	84,558	202,159	188,236	78.64	ADCOH		
<b>Cash, End of Month</b>	<b>1,002,595</b>	<b>638,936</b>	<b>287,042</b>	<b>229,352</b>	<b>36,617</b>	<b>70,715</b>	<b>144,983</b>	<b>51,142</b>	<b>84,558</b>	<b>202,159</b>	<b>188,236</b>	<b>827,232</b>	<b>49</b>	<b>DCOH</b>		



# TEACH Tech Charter High School

## Monthly Cash Flow/Budget FY19-20

Revised 02/24/20

ADA = 381.30

	Jul-19	Aug-19	Sep-19	Oct-19	Nov-19	Dec-19	Jan-20	Feb-20	Mar-20	Apr-20	May-20	Jun-20	Year-End Accruals	Annual Forecast	Original Budget Total	Favorable / (Unfav.)
														<b>ADA = 381.30</b>		
<b>Revenues</b>																
<b>State Aid - Revenue Limit</b>																
8011 LCFF State Aid	-	164,721	164,721	296,498	296,498	296,498	296,498	296,498	401,866	401,866	401,866	401,866	424,106	3,843,502	4,162,378	(318,876)
8012 Education Protection Account	-	-	16,372	-	-	16,371	-	-	24,452	-	-	-	19,065	76,260	80,750	(4,490)
8019 State Aid - Prior Year	-	-	-	-	-	-	-	-	(7,916)	(7,916)	(7,916)	(7,916)	-	(31,663)	-	(31,663)
8096 In Lieu of Property Taxes	49,977	99,954	91,769	41,503	66,636	66,636	66,636	162,293	81,146	81,146	81,146	81,146	-	969,989	930,462	39,527
	<b>49,977</b>	<b>264,675</b>	<b>272,862</b>	<b>338,001</b>	<b>363,134</b>	<b>379,505</b>	<b>363,134</b>	<b>458,791</b>	<b>499,549</b>	<b>475,097</b>	<b>475,097</b>	<b>475,097</b>	<b>443,171</b>	<b>4,858,088</b>	<b>5,173,590</b>	<b>(315,502)</b>
<b>Federal Revenue</b>																
8181 Special Education - Entitlement	3,983	8,059	5,352	5,352	5,352	5,352	5,352	7,111	7,111	7,111	7,111	7,111	(0)	74,354	78,731	(4,378)
8220 Federal Child Nutrition	-	-	22,937	-	21,875	54,946	-	45,488	22,744	22,744	22,744	5,000	-	218,478	324,083	(105,605)
8290 Title I, Part A - Basic Low Income	-	-	29,027	-	-	88,009	-	-	-	-	-	-	-	117,036	115,840	1,196
8291 Title II, Part A - Teacher Quality	-	-	4,512	-	-	2,177	-	-	-	-	-	-	11,348	18,037	13,405	4,632
8296 Other Federal Revenue	-	-	-	2,500	-	-	7,500	-	-	-	-	7,500	-	17,500	10,000	7,500
	<b>3,983</b>	<b>8,059</b>	<b>61,828</b>	<b>7,852</b>	<b>27,226</b>	<b>150,484</b>	<b>12,852</b>	<b>52,599</b>	<b>29,855</b>	<b>29,855</b>	<b>29,855</b>	<b>19,611</b>	<b>11,348</b>	<b>445,405</b>	<b>542,060</b>	<b>(96,655)</b>
<b>Other State Revenue</b>																
8311 State Special Education	11,676	23,328	15,557	15,557	15,557	15,557	15,557	15,464	15,464	15,464	15,464	15,464	0	190,109	201,302	(11,193)
8520 Child Nutrition	-	-	2,370	-	1,807	4,577	-	5,400	2,700	2,700	2,700	700	-	22,955	29,935	(6,981)
8545 School Facilities (SB740)	-	-	-	-	-	-	193,838	-	-	-	96,919	-	154,702	445,459	463,101	(17,642)
8550 Mandated Cost	-	-	-	-	-	15,347	-	-	-	-	-	-	-	15,347	14,366	981
8560 State Lottery	-	-	-	-	-	-	16,963	-	-	16,437	-	-	45,529	78,929	78,328	602
8598 Prior Year Revenue	-	168	-	-	-	-	5,308	-	-	-	-	(102,502)	-	(97,026)	-	(97,026)
	<b>11,676</b>	<b>23,496</b>	<b>17,928</b>	<b>15,557</b>	<b>17,364</b>	<b>35,481</b>	<b>231,666</b>	<b>20,864</b>	<b>18,164</b>	<b>34,601</b>	<b>115,083</b>	<b>(86,338)</b>	<b>200,231</b>	<b>655,772</b>	<b>787,032</b>	<b>(131,260)</b>
<b>Other Local Revenue</b>																
8980 Contributions, Unrestricted	-	2,500	-	-	-	-	1,000	-	-	-	-	-	-	3,500	-	3,500
	-	2,500	-	-	-	-	1,000	-	-	-	-	-	-	<b>3,500</b>	-	<b>3,500</b>
<b>Total Revenue</b>	<b>65,636</b>	<b>298,729</b>	<b>352,618</b>	<b>361,410</b>	<b>407,725</b>	<b>565,470</b>	<b>608,651</b>	<b>532,253</b>	<b>547,567</b>	<b>539,552</b>	<b>620,034</b>	<b>408,369</b>	<b>654,750</b>	<b>5,962,765</b>	<b>6,502,682</b>	<b>(539,916)</b>
<b>Expenses</b>																
<b>Certificated Salaries</b>																
1100 Teachers' Salaries	6,408	96,527	94,774	95,026	96,934	93,266	90,146	103,575	103,575	103,575	103,575	103,575	-	1,090,957	1,209,995	119,038
1170 Teachers' Substitute Hours	-	-	-	1,050	-	-	-	-	-	-	-	-	-	1,050	-	(1,050)
1175 Teachers' Extra Duty/Stipends	12,000	-	-	-	-	36,008	-	-	-	-	-	36,008	-	84,017	74,102	(9,915)
1200 Pupil Support Salaries	5,915	5,915	5,915	5,915	5,915	7,690	5,915	5,915	5,915	5,915	5,915	5,915	-	72,755	70,981	(1,774)
1300 Administrators' Salaries	18,228	24,352	15,753	20,667	20,667	26,867	20,667	20,667	20,667	20,667	20,667	20,667	-	250,533	172,000	(78,533)
1900 Other Certificated Salaries	-	-	3,996	(3,996)	-	-	-	2,509	2,509	2,509	2,509	2,509	-	12,545	27,600	15,055
	<b>42,551</b>	<b>126,795</b>	<b>120,438</b>	<b>118,662</b>	<b>123,516</b>	<b>163,831</b>	<b>116,728</b>	<b>132,666</b>	<b>132,666</b>	<b>132,666</b>	<b>132,666</b>	<b>168,675</b>	-	<b>1,511,858</b>	<b>1,554,678</b>	<b>42,819</b>
<b>Classified Salaries</b>																
2100 Instructional Salaries	1,692	7,794	10,445	18,351	15,030	14,424	6,039	16,113	16,113	16,113	16,113	16,113	-	154,338	264,880	110,542
2200 Support Salaries	-	-	-	-	-	-	-	-	-	-	-	10,795	-	10,795	26,353	15,558
2300 Classified Administrators' Salaries	4,167	4,167	4,167	4,167	4,167	5,417	4,167	4,167	4,167	4,167	4,167	4,167	-	51,250	116,000	64,750
2400 Clerical and Office Staff Salaries	3,414	5,047	9,241	9,460	9,199	5,753	3,125	10,747	10,747	10,747	10,747	10,747	-	98,976	122,502	23,527
2900 Other Classified Salaries	6,588	8,839	1,558	10,700	12,807	16,630	6,498	7,465	7,465	7,465	7,465	7,465	-	100,945	82,379	(18,566)
	<b>15,861</b>	<b>25,846</b>	<b>25,410</b>	<b>42,678</b>	<b>41,203</b>	<b>42,223</b>	<b>19,829</b>	<b>38,492</b>	<b>38,492</b>	<b>38,492</b>	<b>38,492</b>	<b>49,287</b>	-	<b>416,304</b>	<b>612,115</b>	<b>195,811</b>
<b>Benefits</b>																
3101 STRS	7,099	21,682	20,837	20,923	19,078	21,445	19,960	23,504	23,504	23,504	23,504	29,884	-	254,926	259,389	4,463
3202 PERS	-	22	441	411	376	319	120	-	-	-	-	-	-	1,689	-	(1,689)
3301 OASDI	964	1,587	1,785	2,397	2,535	2,606	1,221	2,599	2,599	2,599	2,599	3,328	-	26,820	37,951	11,131
3311 Medicare	839	2,192	2,093	2,318	2,370	2,972	1,968	2,600	2,600	2,600	2,600	3,311	-	28,462	31,397	2,935
3401 Health and Welfare	13,184	13,021	10,385	11,391	20,942	11,295	16,459	11,500	11,500	11,500	11,500	11,500	-	154,176	112,280	(41,896)
3501 State Unemployment	714	2,994	1,628	1,195	1,415	1,094	6,611	3,514	1,757	879	879	879	-	23,557	22,540	(1,017)
3601 Workers' Compensation	1,248	1,248	1,248	1,248	1,248	1,248	1,248	2,510	2,510	2,510	2,510	3,196	-	21,972	30,315	8,342
3901 Other Benefits	422	1,833	2,657	2,636	2,521	2,673	2,256	3,157	3,157	3,157	3,157	3,157	-	30,785	39,224	8,439
	<b>24,470</b>	<b>44,578</b>	<b>41,074</b>	<b>42,519</b>	<b>50,484</b>	<b>43,653</b>	<b>49,844</b>	<b>49,385</b>	<b>47,628</b>	<b>46,749</b>	<b>46,749</b>	<b>55,255</b>	-	<b>542,388</b>	<b>533,096</b>	<b>(9,292)</b>

# TEACH Tech Charter High School

## Monthly Cash Flow/Budget FY19-20

Revised 02/24/20

ADA = 381.30



	Jul-19	Aug-19	Sep-19	Oct-19	Nov-19	Dec-19	Jan-20	Feb-20	Mar-20	Apr-20	May-20	Jun-20	Year-End Accruals	Annual Forecast	Original Budget Total	Favorable / (Unfav.)
<b>Books and Supplies</b>																
4100 Textbooks and Core Materials	-	-	28,671	13,249	1,384	-	34,980	1,116	1,116	1,116	1,116	1,116	-	83,864	50,000	(33,864)
4200 Books and Reference Materials	-	422	-	-	-	270	209	2,000	2,000	2,000	2,000	-	-	8,900	8,900	(0)
4302 School Supplies	4,010	7,483	7,533	10,733	1,978	4,556	2,996	2,500	2,500	2,500	2,500	-	-	49,290	38,370	(10,920)
4305 Software	1,182	1,782	5,809	2,334	1,540	1,540	2,484	2,350	2,350	2,350	2,350	2,350	-	28,422	56,120	27,698
4310 Office Expense	159	1,105	2,599	8,439	2,060	6,689	1,302	3,500	3,500	3,500	1,758	1,758	-	36,367	30,000	(6,367)
4311 Business Meals	-	-	-	-	-	108	80	17	17	17	17	17	-	272	200	(72)
4400 Noncapitalized Equipment	-	45,339	-	10,783	131	2,741	1,198	2,500	2,500	-	-	-	-	65,192	45,000	(20,192)
4700 Food Services	-	-	22,879	58,423	31,758	9,507	19,266	23,948	23,948	23,948	23,948	5,000	-	242,626	354,019	111,393
	<b>5,351</b>	<b>56,131</b>	<b>67,491</b>	<b>103,961</b>	<b>38,851</b>	<b>25,413</b>	<b>62,515</b>	<b>37,931</b>	<b>37,931</b>	<b>35,431</b>	<b>33,689</b>	<b>10,240</b>	<b>-</b>	<b>514,934</b>	<b>582,609</b>	<b>67,675</b>
<b>Subagreement Services</b>																
5102 Special Education	-	-	9,086	11,673	25,765	16,741	22,063	13,500	13,500	13,500	13,500	6,500	-	145,827	30,000	(115,827)
5103 Substitute Teacher	-	289	5,429	10,694	6,817	1,953	6,936	2,500	2,500	2,500	2,500	2,500	-	44,617	35,000	(9,617)
5104 Transportation	-	-	300	-	-	-	-	750	750	750	750	750	-	4,050	7,500	3,450
5105 Security	1,227	882	6,309	4,547	2,073	3,242	4,696	2,500	2,500	2,500	2,500	2,500	-	35,474	20,250	(15,224)
5106 Other Educational Consultants	797	7,511	(1,477)	797	797	797	797	797	797	797	797	797	-	14,003	20,000	5,997
	<b>2,024</b>	<b>8,682</b>	<b>19,646</b>	<b>27,710</b>	<b>35,452</b>	<b>22,732</b>	<b>34,491</b>	<b>20,047</b>	<b>20,047</b>	<b>20,047</b>	<b>20,047</b>	<b>13,047</b>	<b>-</b>	<b>243,972</b>	<b>112,750</b>	<b>(131,222)</b>
<b>Operations and Housekeeping</b>																
5201 Auto and Travel	-	-	-	-	-	-	-	500	500	500	-	-	-	1,500	2,000	500
5300 Dues & Memberships	-	-	-	-	61	62	-	17	17	17	17	17	-	206	200	(6)
5400 Insurance	3,204	3,204	3,204	3,204	3,204	3,204	3,204	3,204	3,204	3,204	3,204	3,204	-	38,449	25,000	(13,449)
5501 Utilities	6,808	8,386	8,606	16,070	4,428	5,194	3,015	7,553	7,553	7,553	7,553	7,553	-	90,271	67,950	(22,321)
5502 Janitorial Services	733	1,433	733	2,427	1,225	3,726	2,403	1,800	1,800	1,800	1,800	1,800	-	21,679	10,000	(11,679)
5900 Communications	-	1,325	1,961	2,413	2,096	2,407	2,411	2,000	2,000	2,000	2,000	2,000	-	22,613	35,000	12,387
5901 Postage and Shipping	96	-	-	-	-	-	-	250	250	250	250	250	-	1,346	2,500	1,154
	<b>10,840</b>	<b>14,347</b>	<b>14,504</b>	<b>24,115</b>	<b>11,014</b>	<b>14,593</b>	<b>11,033</b>	<b>15,324</b>	<b>15,324</b>	<b>15,324</b>	<b>14,824</b>	<b>14,824</b>	<b>-</b>	<b>176,064</b>	<b>142,650</b>	<b>(33,414)</b>
<b>Facilities, Repairs and Other Leases</b>																
5601 Rent	91,024	90,965	90,965	72,346	104,359	71,343	(688,917)	67,979	67,949	67,949	67,949	67,949	-	171,861	1,155,538	983,677
5602 Additional Rent	7,057	7,057	7,057	7,057	9,088	7,057	(13,636)	-	-	-	-	-	-	30,740	-	(30,740)
5603 Equipment Leases	-	-	-	-	1,548	1,675	81	1,250	1,250	1,250	1,250	1,250	-	9,554	15,000	5,446
5604 Other Leases	-	-	-	-	-	-	-	91	91	91	91	91	-	455	1,000	545
5605 Real/Personal Property Taxes	25,522	-	25,522	-	70,085	-	-	-	-	-	-	(121,130)	-	0	-	(0)
5610 Repairs and Maintenance	5,120	2,234	1,948	12,807	5,012	5,033	1,988	5,028	5,028	5,028	5,028	5,028	-	59,280	60,332	1,052
	<b>128,724</b>	<b>100,257</b>	<b>125,493</b>	<b>92,210</b>	<b>190,092</b>	<b>85,108</b>	<b>(700,483)</b>	<b>74,348</b>	<b>74,318</b>	<b>74,318</b>	<b>74,318</b>	<b>(46,812)</b>	<b>-</b>	<b>271,889</b>	<b>1,231,870</b>	<b>959,981</b>
<b>Professional/Consulting Services</b>																
5801 IT	121	121	121	121	121	121	3,531	121	121	121	121	121	-	4,859	7,500	2,641
5802 Audit & Taxes	-	-	1,950	-	-	-	2,733	2,500	-	-	-	-	-	7,183	7,500	318
5803 Legal	350	-	-	-	-	-	-	667	667	667	667	667	-	3,683	8,000	4,317
5804 Professional Development	-	180	2,000	-	635	1,000	4,225	3,031	3,031	3,031	3,031	3,031	-	23,194	22,000	(1,194)
5805 General Consulting	1,875	1,180	1,125	-	493	-	-	3,500	3,500	3,500	3,500	3,500	-	22,173	35,000	12,828
5806 Special Activities/Field Trips	-	850	6,650	4,732	3,334	3,922	7,131	11,257	11,257	15,000	30,000	4,126	-	98,260	98,260	(0)
5807 Bank Charges	-	-	-	-	-	8	15	9	9	9	9	9	-	66	85	20
5808 Printing	-	1,514	71	1,053	-	-	-	500	500	500	500	500	-	5,138	5,000	(138)
5809 Other taxes and fees	-	1,420	100	522	7,500	-	2,300	150	150	150	150	150	-	12,592	1,500	(11,092)
5810 Payroll Service Fee	-	-	-	-	-	-	-	400	400	400	400	400	-	2,000	4,800	2,800
5811 Management Fee	12,994	35,213	39,904	41,167	45,567	60,553	64,655	67,387	67,387	67,387	67,387	67,387	-	636,987	728,910	91,923
5812 District Oversight Fee	2,436	4,873	3,500	3,075	3,170	3,248	3,248	4,588	4,995	4,751	4,751	4,751	1,195	48,581	51,736	3,155
5813 County Fees	-	-	-	-	1,592	-	-	-	-	1,250	-	-	1,250	4,092	5,000	908
5814 SPED Encroachment	11,891	23,782	15,854	15,854	15,854	14,295	17,414	25,436	25,436	25,436	25,436	25,436	0	242,126	256,381	14,256
5815 Public Relations/Recruitment	-	-	-	-	-	-	-	500	500	500	500	500	-	2,500	5,000	2,500
5820 Scholarships	-	-	-	-	-	-	-	-	-	-	-	3,500	-	3,500	3,500	-
	<b>29,667</b>	<b>69,132</b>	<b>71,274</b>	<b>66,525</b>	<b>78,266</b>	<b>83,147</b>	<b>105,251</b>	<b>120,045</b>	<b>117,953</b>	<b>122,701</b>	<b>136,451</b>	<b>114,077</b>	<b>2,445</b>	<b>1,116,933</b>	<b>1,240,172</b>	<b>123,239</b>
<b>Depreciation</b>																
6900 Depreciation Expense	3,695	3,134	3,451	3,451	3,451	3,451	3,754	3,451	3,451	3,451	3,451	3,451	-	41,643	25,000	(16,643)
	<b>3,695</b>	<b>3,134</b>	<b>3,451</b>	<b>3,451</b>	<b>3,451</b>	<b>3,451</b>	<b>3,754</b>	<b>3,451</b>	<b>3,451</b>	<b>3,451</b>	<b>3,451</b>	<b>3,451</b>	<b>-</b>	<b>41,643</b>	<b>25,000</b>	<b>(16,643)</b>
<b>Total Expenses</b>	<b>263,183</b>	<b>448,902</b>	<b>488,781</b>	<b>521,831</b>	<b>572,328</b>	<b>484,149</b>	<b>(297,039)</b>	<b>491,688</b>	<b>487,809</b>	<b>489,178</b>	<b>500,686</b>	<b>382,043</b>	<b>2,445</b>	<b>4,835,985</b>	<b>6,034,940</b>	<b>1,198,955</b>





# TEACH Tech Charter High School

## Monthly Cash Flow/Budget FY19-20

Revised 02/24/20

ADA = 381.30

	Jul-19	Aug-19	Sep-19	Oct-19	Nov-19	Dec-19	Jan-20	Feb-20	Mar-20	Apr-20	May-20	Jun-20	Year-End Accruals	Annual Forecast	Original Budget Total	Favorable / (Unfav.)
<b>Monthly Surplus (Deficit)</b>	<b>(197,547)</b>	<b>(150,173)</b>	<b>(136,163)</b>	<b>(160,421)</b>	<b>(164,603)</b>	<b>81,321</b>	<b>905,690</b>	<b>40,565</b>	<b>59,758</b>	<b>50,374</b>	<b>119,348</b>	<b>26,326</b>	<b>652,306</b>	<b>1,126,781</b>	<b>467,742</b>	<b>659,038</b>
														23%		
<b>Cash Flow Adjustments</b>																
Monthly Surplus (Deficit)	(197,547)	(150,173)	(136,163)	(160,421)	(164,603)	81,321	905,690	40,565	59,758	50,374	119,348	26,326	652,306	1,126,781		2.41
Cash flows from operating activities																Coverage 1.20
Depreciation/Amortization	3,695	3,134	3,451	3,451	3,451	3,451	3,754	3,451	3,451	3,451	3,451	3,451	-	41,643		
Public Funding Receivables	279,365	74,178	(58,445)	221,600	(23,682)	(140,772)	(24,028)	31,649			193,838		(654,750)	(101,047)		
Grants and Contributions Rec.	-	-	-	-	-	-	(42,957)	-	-	-	-	-	-	(42,957)		
Due To/From Related Parties	27,038	154,015	49,292	(137,519)	82,357	(45,245)						(196,224)	-	(66,285)		
Prepaid Expenses	2,099	2,397	3,263	(1,165)	(6,605)	9,432	72,481	-	-	-	-	-	-	81,901		
Other Assets	(5,000)	-	-	8,078	-	-	-	-	-	-	-	-	-	3,078		
Accounts Payable	(25,244)	-	-	-	35,321	5,665	(24,472)	-	-	-	-	-	2,445	(6,285)		
Accrued Expenses	(1,826)	(37,489)	8,626	59,806	(33,058)	47,663	(43,269)						-	453		
Other Liabilities	23,010	22,952	22,952	4,332	36,345	3,329	(707,886)	(27,754)	(27,754)	(27,754)	7,656	7,656	-	(662,914)		
Cash flows from investing activities																
Purchases of Prop. And Equip.	-	(4,376)	-	-	-	-	(18,149)	-	-	-	-	-	-	(22,524)		
<b>Total Change in Cash</b>	<b>105,591</b>	<b>64,638</b>	<b>(107,024)</b>	<b>(1,837)</b>	<b>(70,473)</b>	<b>(35,156)</b>	<b>121,164</b>	<b>47,912</b>	<b>35,455</b>	<b>26,071</b>	<b>324,293</b>	<b>(158,790)</b>				
Cash, Beginning of Month	44,260	149,852	214,490	107,466	105,629	35,156	-	121,164	169,075	204,531	230,602	554,895	63.35	ADCOH		
<b>Cash, End of Month</b>	<b>149,852</b>	<b>214,490</b>	<b>107,466</b>	<b>105,629</b>	<b>35,156</b>	<b>-</b>	<b>121,164</b>	<b>169,075</b>	<b>204,531</b>	<b>230,602</b>	<b>554,895</b>	<b>396,105</b>	<b>30</b>	<b>DCOH</b>		

# TEACH PREP

## Monthly Cash Flow/Budget FY19-20

Revised 2/24/20

ADA = 132.85



	Jul-19	Aug-19	Sep-19	Oct-19	Nov-19	Dec-19	Jan-20	Feb-20	Mar-20	Apr-20	May-20	Jun-20	Year-End	Annual	Original	Favorable /
<b>ADA = 166.25</b>																
<b>Revenues</b>																
<b>State Aid - Revenue Limit</b>																
8011 LCFF State Aid	-	29,992	29,992	151,030	53,986	53,986	101,196	53,986	132,421	132,421	132,421	132,421	145,147	1,148,999	1,477,592	(328,593)
8012 Education Protection Account	-	-	3,468	-	-	3,467	-	-	12,993	-	-	-	6,643	26,570	33,250	(6,680)
8019 State Aid - Prior Year	-	-	-	-	-	-	-	-	(1,677)	(1,677)	(1,677)	(1,677)	-	(6,707)	-	(6,707)
8096 In Lieu of Property Taxes	10,585	21,170	14,114	46,980	59,296	19,353	(17,460)	61,306	30,653	30,653	30,653	30,653	-	337,957	383,131	(45,174)
	10,585	51,162	47,574	198,010	113,282	76,806	83,737	115,292	174,390	161,397	161,397	161,397	151,789	1,506,819	1,893,973	(387,154)
<b>Federal Revenue</b>																
8181 Special Education - Entitlement	844	1,707	3,152	1,755	1,501	1,706	1,706	2,707	2,707	2,707	2,707	2,707	0	25,906	32,419	(6,513)
8220 Federal Child Nutrition	-	-	10,502	12,853	14,445	32,347	-	20,088	10,044	10,044	10,044	2,500	-	122,868	132,312	(9,445)
8290 Title I, Part A - Basic Low Income	-	-	-	-	-	-	-	-	-	-	-	-	36,912	36,912	24,938	11,974
8291 Title II, Part A - Teacher Quality	-	-	-	-	-	-	-	-	-	-	-	-	3,869	3,869	2,850	1,019
8294 Title V, Part B - PCSG	-	-	-	113,222	-	-	157,681	-	-	-	-	-	-	270,903	-	270,903
8299 Prior Year Federal Revenue	-	-	-	0	-	-	-	-	-	-	-	10,000	-	10,000	10,000	0
	844	1,707	13,654	127,830	15,946	34,053	159,388	22,795	12,751	12,751	12,751	15,207	40,781	470,458	202,519	267,939
<b>Other State Revenue</b>																
8311 State Special Education	2,473	4,941	9,163	5,101	4,365	4,960	4,960	6,055	6,055	6,055	6,055	6,055	-	66,236	82,889	(16,653)
8520 Child Nutrition	-	-	489	1,168	1,230	2,633	-	1,782	891	891	891	223	-	10,198	11,733	(1,536)
8545 School Facilities (SB740)	-	-	-	-	-	-	-	78,647	-	-	39,324	-	39,324	157,294	190,689	(33,395)
8550 Mandated Cost	-	-	-	-	-	1,169	-	-	-	-	-	-	-	1,169	1,169	(0)
8560 State Lottery	-	-	-	-	-	-	3,613	-	-	3,589	-	-	20,298	27,500	33,915	(6,415)
8598 Prior Year Revenue	-	-	-	-	-	-	17,132	-	-	-	-	-	-	17,132	-	17,132
	2,473	4,941	9,652	6,269	5,595	8,762	25,705	86,483	6,945	10,534	46,269	6,277	59,621	279,529	320,395	(40,866)
<b>Total Revenue</b>	<b>13,902</b>	<b>57,810</b>	<b>70,880</b>	<b>332,109</b>	<b>134,823</b>	<b>119,621</b>	<b>268,830</b>	<b>224,571</b>	<b>194,086</b>	<b>184,683</b>	<b>220,418</b>	<b>182,882</b>	<b>252,192</b>	<b>2,256,805</b>	<b>2,416,887</b>	<b>(160,082)</b>
<b>Expenses</b>																
<b>Certificated Salaries</b>																
1100 Teachers' Salaries	851	27,747	27,068	21,904	23,025	29,989	29,989	29,989	29,989	29,989	29,989	29,989	-	310,518	433,478	122,960
1175 Teachers' Extra Duty/Stipends	-	-	-	-	-	8,081	-	-	-	-	-	-	8,081	16,162	-	(16,162)
1300 Administrators' Salaries	15,749	4,540	2,774	7,688	7,688	9,994	7,688	7,688	7,688	7,688	7,688	7,688	-	94,556	92,250	(2,306)
	16,600	32,287	29,841	29,592	30,713	48,064	37,677	37,676	37,676	37,676	37,676	45,757	-	421,236	525,728	104,492
<b>Classified Salaries</b>																
2100 Instructional Salaries	-	4,607	12,947	10,202	10,573	9,840	3,399	10,200	10,200	10,200	10,200	10,200	-	102,567	108,680	6,113
2200 Support Salaries	-	-	-	-	-	-	-	-	-	-	-	6,168	-	6,168	-	(6,168)
2400 Clerical and Office Staff Salaries	3,742	5,737	10,767	4,778	4,645	4,241	3,521	4,393	4,393	4,393	4,393	4,393	-	59,397	52,717	(6,680)
2900 Other Classified Salaries	-	600	8,295	5,410	5,500	6,957	2,845	7,176	7,176	7,176	7,176	7,176	-	65,485	51,659	(13,825)
	3,742	10,944	32,008	20,390	20,718	21,039	9,764	21,769	21,769	21,769	21,769	27,936	-	233,616	213,056	(20,560)
<b>Benefits</b>																
3101 STRS	2,839	5,521	5,103	5,060	5,252	6,789	6,443	6,806	6,806	6,806	6,806	8,266	-	72,498	87,797	15,299
3202 PERS	-	-	1,998	978	237	417	80	-	-	-	-	(3,710)	-	0	-	(0)
3301 OASDI	224	671	1,968	1,253	1,274	1,294	595	1,497	1,497	1,497	1,497	1,921	-	15,185	13,209	(1,975)
3311 Medicare	290	622	891	720	741	997	682	927	927	927	927	1,149	-	9,798	10,712	914
3401 Health and Welfare	2,013	2,167	1,801	2,042	9,458	1,344	3,873	2,000	2,000	2,000	2,000	2,000	-	32,699	53,060	20,361
3501 State Unemployment	658	920	702	341	362	405	2,280	1,960	980	490	490	490	-	10,078	8,820	(1,258)
3601 Workers' Compensation	433	433	433	433	433	433	433	895	895	895	895	1,109	-	7,716	10,343	2,627
3901 Other Benefits	25	486	854	779	779	926	926	883	883	883	883	883	-	9,190	13,143	3,953
	6,482	10,820	13,750	11,607	18,535	12,604	15,310	14,967	13,987	13,497	13,497	12,108	-	157,164	197,085	39,920



# TEACH PREP

## Monthly Cash Flow/Budget FY19-20

Revised 2/24/20

	Jul-19	Aug-19	Sep-19	Oct-19	Nov-19	Dec-19	Jan-20	Feb-20	Mar-20	Apr-20	May-20	Jun-20	Year-End	Annual	Original	Favorable /
<b>ADA = 132.85</b>																
<b>Books and Supplies</b>																
4100 Textbooks and Core Materials	-	-	16,891	17,020	5,786	220	-	250	250	250	-	-	-	40,667	19,200	(21,467)
4200 Books and Reference Materials	-	4,508	-	-	-	-	343	150	150	-	-	-	-	5,151	420	(4,731)
4302 School Supplies	-	15,816	8,099	25,999	490	1,596	2,452	1,000	1,000	1,000	-	-	-	57,451	3,740	(53,711)
4305 Software	13,069	9,695	2,104	6,188	3,419	3,419	3,283	3,500	3,500	3,500	3,500	3,500	-	58,678	22,950	(35,728)
4310 Office Expense	-	700	3,361	2,672	1,540	817	1,120	1,667	1,667	1,667	1,667	1,667	-	18,544	20,000	1,456
4311 Business Meals	108	-	105	-	-	-	-	21	21	21	21	21	-	316	250	(66)
4400 Noncapitalized Equipment	-	6,402	861	20,372	77,054	-	1,587	1,500	1,500	-	-	-	-	109,277	45,000	(64,277)
4700 Food Services	-	-	10,545	32,076	24,299	6,285	11,357	10,718	10,718	10,718	10,718	5,161	-	132,592	144,046	11,454
	13,176	37,121	41,966	104,327	112,589	12,337	20,140	18,805	18,805	17,155	15,905	10,348	-	422,674	255,606	(167,069)
<b>Subagreement Services</b>																
5102 Special Education	-	-	709	374	6,647	2,116	5,906	2,302	2,302	2,302	2,302	-	-	24,958	25,000	42
5103 Substitute Teacher	-	-	3,463	7,540	6,116	3,711	-	3,500	3,500	3,500	3,500	-	-	34,829	9,500	(25,329)
5104 Transportation	-	-	-	-	-	-	-	455	455	455	455	455	-	2,273	5,000	2,727
5105 Security	-	2,229	4,468	6,041	2,242	2,686	3,861	2,500	2,500	2,500	2,500	2,500	-	34,027	15,000	(19,027)
5106 Other Educational Consultants	-	-	-	1,890	-	-	-	1,000	1,000	1,000	1,000	1,000	-	6,890	10,000	3,110
	-	2,229	8,640	15,845	15,005	8,512	9,767	9,756	9,756	9,756	9,756	3,955	-	102,977	64,500	(38,477)
<b>Operations and Housekeeping</b>																
5201 Auto and Travel	2,503	-	58	-	-	-	-	100	400	-	-	-	-	3,061	2,500	(561)
5300 Dues & Memberships	-	-	-	-	-	-	-	83	83	83	83	83	-	417	1,000	583
5400 Insurance	1,319	1,319	1,319	1,319	1,319	1,319	1,319	1,319	1,319	1,319	1,319	1,319	-	15,830	7,500	(8,330)
5501 Utilities	-	-	-	-	-	-	-	4,776	4,776	4,776	4,776	4,776	-	23,880	23,880	0
5502 Janitorial Services	-	175	-	-	-	-	-	1,405	1,405	1,405	1,405	1,405	-	7,200	7,200	-
5900 Communications	-	401	407	1,139	(202)	316	319	625	625	625	625	625	-	5,504	7,500	1,996
5901 Postage and Shipping	-	-	-	-	-	-	-	85	85	85	85	85	-	425	850	425
	3,822	1,895	1,785	2,458	1,117	1,635	1,639	8,393	8,693	8,293	8,293	8,293	-	56,317	50,430	(5,886)
<b>Facilities, Repairs and Other Leases</b>																
5601 Rent	20,427	33,998	47,744	47,744	47,744	47,744	47,744	47,744	47,744	(195,289)	35,410	35,410	-	264,166	398,000	133,834
5603 Equipment Leases	-	861	269	1,954	755	755	(605)	800	800	800	800	800	-	7,990	2,500	(5,490)
5604 Other Leases	-	-	-	-	-	-	-	83	83	83	83	83	-	417	1,000	583
5605 Real/Personal Property Taxes	-	-	-	-	4,892	-	-	417	417	417	417	417	-	6,976	5,000	(1,976)
5610 Repairs and Maintenance	-	11,452	702	1,105	95	1,811	1,650	1,500	1,500	1,500	1,500	-	-	22,815	37,000	14,185
	20,427	46,311	48,715	50,803	53,487	50,310	48,790	50,544	50,544	(192,489)	38,210	36,710	-	302,363	443,500	141,137
<b>Professional/Consulting Services</b>																
5801 IT	121	121	121	231	121	121	5,016	250	250	250	250	250	-	7,099	8,000	901
5802 Audit & Taxes	-	-	1,950	-	-	-	2,733	-	-	-	-	-	-	4,683	5,000	318
5803 Legal	-	-	-	-	-	-	-	375	375	375	375	375	-	1,875	4,500	2,625
5804 Professional Development	-	2,740	3,200	-	-	1,517	-	500	500	-	-	-	-	8,457	7,500	(957)
5805 General Consulting	-	1,750	150	5,000	383	1,502	-	917	917	917	917	-	-	12,451	10,000	(2,451)
5806 Special Activities/Field Trips	-	-	-	324	-	-	150	4,199	4,199	4,199	4,199	-	-	17,270	21,318	4,048
5807 Bank Charges	-	0	-	-	15	8	15	20	20	20	20	20	-	138	200	62
5808 Printing	-	221	86	-	1,047	-	-	-	-	-	-	-	-	1,353	-	(1,353)
5809 Other taxes and fees	-	-	-	9	3,000	5	1,150	-	-	-	-	-	-	4,164	-	(4,164)
5810 Payroll Service Fee	-	-	-	-	-	-	-	250	250	250	250	250	-	1,250	3,000	1,750
5811 Management Fee	4,154	8,325	9,567	34,384	15,641	14,197	28,372	19,321	19,321	19,321	19,321	19,321	-	211,245	273,604	62,359
5812 District Oversight Fee	459	918	1,445	1,119	1,293	514	920	1,153	1,744	1,614	1,614	1,614	662	15,068	18,940	3,872
5813 County Fees	-	-	-	-	1,328	-	-	-	-	625	-	-	625	2,578	2,500	(78)
5814 SPED Encroachment	1,799	3,598	6,670	3,713	3,177	10,696	(3,475)	11,636	11,636	11,636	11,636	11,636	0	84,360	105,569	21,209
5815 Public Relations/Recruitment	400	-	-	-	-	-	-	210	210	210	210	-	-	1,240	2,500	1,260
	6,933	17,672	23,188	44,779	26,004	28,560	34,881	38,830	39,421	39,417	38,792	33,466	1,287	373,231	462,631	89,400
<b>Depreciation</b>																
6900 Depreciation Expense	698	819	819	861	861	861	1,349	861	861	861	861	861	-	10,572	2,500	(8,072)
	698	819	819	861	861	861	1,349	861	861	861	861	861	-	10,572	2,500	(8,072)
<b>Total Expenses</b>	<b>71,879</b>	<b>160,098</b>	<b>200,711</b>	<b>280,662</b>	<b>279,029</b>	<b>183,921</b>	<b>179,317</b>	<b>201,602</b>	<b>201,513</b>	<b>(44,064)</b>	<b>184,759</b>	<b>179,434</b>	<b>1,287</b>	<b>2,080,150</b>	<b>2,215,035</b>	<b>134,886</b>
<b>Monthly Surplus (Deficit)</b>	<b>(57,978)</b>	<b>(102,289)</b>	<b>(129,831)</b>	<b>51,447</b>	<b>(144,206)</b>	<b>(64,299)</b>	<b>89,513</b>	<b>22,969</b>	<b>(7,427)</b>	<b>228,747</b>	<b>35,658</b>	<b>3,447</b>	<b>250,905</b>	<b>176,656</b>	<b>201,852</b>	<b>(25,196)</b>



# TEACH PREP

## Monthly Cash Flow/Budget FY19-20

Revised 2/24/20

ADA = 132.85

### Cash Flow Adjustments

	Jul-19	Aug-19	Sep-19	Oct-19	Nov-19	Dec-19	Jan-20	Feb-20	Mar-20	Apr-20	May-20	Jun-20	Year-End	Annual	Original	Favorable /
														8%		
Monthly Surplus (Deficit)	(57,978)	(102,289)	(129,831)	51,447	(144,206)	(64,299)	89,513	22,969	(7,427)	228,747	35,658	3,447	250,905	176,656		
Cash flows from operating activities																
Depreciation/Amortization	698	819	819	861	861	861	1,349	861	861	861	861	861	-	10,572		
Public Funding Receivables	20,938	1,506	7,056	(84,931)	(27,002)	11,686	(47,911)	57,014	157,682	21,247	-	-	(252,192)	(134,905)		
Due To/From Related Parties	59,097	94,794	93,021	126,223	(59,652)	(5,493)	15,672	-	-	-	-	(259,112)	-	64,550		
Prepaid Expenses	460	(11,436)	(669)	(47,467)	2,282	4,798	3,404	-	-	-	-	-	-	(48,628)		
Other Assets	(99,500)	-	-	-	-	-	-	-	-	-	-	-	-	(99,500)		
Accounts Payable	(13,544)	11,565	(23,212)	18,058	(6,488)	26,315	(37,886)	-	-	-	-	-	1,287	(23,904)		
Accrued Expenses	2,258	(118)	4,307	18,930	2,777	11,555	22,594	-	-	-	-	-	-	62,304		
Other Liabilities	(430)	33,998	47,744	47,743	14,578	14,578	14,578	14,577	14,577	(230,698)	-	-	-	(28,756)		
Cash flows from investing activities																
Purchases of Prop. And Equip.	(10,710)	(14,541)	-	(5,005)	-	-	(29,318)	-	-	-	-	-	-	(59,574)		
Cash flows from financing activities																
Proceeds(Payments) on Debt	-	-	-	60,000	-	-	-	-	-	-	-	-	-	60,000		
<b>Total Change in Cash</b>	<b>(98,712)</b>	<b>14,298</b>	<b>(764)</b>	<b>185,859</b>	<b>(216,850)</b>	<b>(0)</b>	<b>31,994</b>	<b>95,421</b>	<b>165,693</b>	<b>20,157</b>	<b>36,519</b>	<b>(254,804)</b>				
Cash, Beginning of Month	116,168	17,456	31,755	30,991	216,850	0	-	31,994	127,416	293,109	313,265	349,785				
<b>Cash, End of Month</b>	<b>17,456</b>	<b>31,755</b>	<b>30,991</b>	<b>216,850</b>	<b>0</b>	<b>0</b>	<b>31,994</b>	<b>127,416</b>	<b>293,109</b>	<b>313,265</b>	<b>349,785</b>	<b>94,981</b>				

# TEACH Public Schools

## Monthly Cash Flow/Budget FY19-20

Revised 2/24/2020

ADA = 0.00

	Jul-19	Aug-19	Sep-19	Oct-19	Nov-19	Dec-19	Jan-20	Feb-20	Mar-20	Apr-20	May-20	Jun-20	Year-End Accruals	Annual Budget	Original Budget Total	Favorable / (Unfav.)
<b>Revenues</b>																
<b>Other Local Revenue</b>																
8650 Lease and Rental Income	5,411	5,411	5,411	5,411	5,411	5,411	5,411	5,100	5,100	5,100	5,100	5,100	-	63,374	61,200	2,174
8689 Other Fees and Contracts	14,972	60,706	83,688	101,091	87,311	129,905	142,006	116,638	131,521	114,690	131,908	97,284	166,074	1,377,793	1,342,383	35,410
	20,382	66,116	89,099	106,501	92,722	135,315	147,417	121,738	136,621	119,790	137,008	102,384	166,074	1,441,167	1,403,583	37,584
<b>Total Revenue</b>	<b>20,382</b>	<b>66,116</b>	<b>89,099</b>	<b>106,501</b>	<b>92,722</b>	<b>135,315</b>	<b>147,417</b>	<b>121,738</b>	<b>136,621</b>	<b>119,790</b>	<b>137,008</b>	<b>102,384</b>	<b>166,074</b>	<b>1,441,167</b>	<b>1,403,583</b>	<b>37,584</b>
<b>Expenses</b>																
<b>Certificated Salaries</b>																
1170 Teachers' Substitute Hours	-	-	-	-	-	-	-	-	-	-	-	13,449	-	13,449	-	(13,449)
1300 Administrators' Salaries	41,145	33,773	59,575	44,831	44,831	57,187	44,831	44,831	44,831	44,831	44,831	44,831	-	550,329	537,974	(12,355)
	41,145	33,773	59,575	44,831	44,831	57,187	44,831	44,831	44,831	44,831	44,831	58,281	-	563,778	537,974	(25,804)
<b>Classified Salaries</b>																
2200 Support Salaries	-	-	-	-	-	-	-	-	-	-	-	6,008	-	6,008	-	(6,008)
2300 Classified Administrators'	6,833	6,833	6,833	6,833	6,833	8,883	6,833	6,833	6,833	6,833	6,833	6,833	-	84,050	82,000	(2,050)
2400 Clerical and Office Staff Salaries	4,736	4,160	4,160	4,160	4,160	5,408	4,160	4,160	4,160	4,160	4,160	4,160	-	51,744	49,920	(1,824)
2900 Other Classified Salaries	5,833	8,081	13,376	15,339	9,133	805	7,318	9,324	9,324	9,324	9,324	9,324	-	106,508	144,400	37,892
	17,403	19,075	24,370	26,333	20,127	15,096	18,312	20,318	20,318	20,318	20,318	26,326	-	248,310	276,320	28,010
<b>Benefits</b>																
3101 STRS	6,412	5,052	9,564	7,043	7,042	8,062	7,043	7,501	7,501	7,501	7,501	9,752	-	89,975	89,842	(133)
3202 PERS	-	0	186	325	(0)	(259)	-	-	-	-	-	-	-	252	-	(252)
3301 OASDI	1,062	1,165	1,494	1,615	1,231	919	3,226	1,280	1,280	1,280	1,280	1,659	-	17,491	17,132	(359)
3311 Medicare	835	752	1,202	1,017	927	1,034	899	951	951	951	951	1,235	-	11,704	11,807	103
3401 Health and Welfare	9,098	9,057	6,132	7,001	5,612	8,951	5,589	2,538	2,538	2,538	2,538	2,538	-	64,127	30,450	(33,677)
3501 State Unemployment	-	82	353	474	205	(245)	2,233	1,176	588	294	294	294	-	5,747	5,880	133
3601 Workers' Compensation	460	460	460	460	460	460	460	918	918	918	918	1,192	-	8,085	11,400	3,315
3901 Other Benefits	681	973	1,308	1,215	1,215	1,215	1,215	1,437	1,437	1,437	1,437	1,437	-	15,011	17,249	2,239
	18,548	17,542	20,698	19,151	16,693	20,137	20,665	15,801	15,213	14,919	14,919	18,106	-	212,392	183,760	(28,631)
<b>Books and Supplies</b>																
4302 School Supplies	506	2,817	-	728	-	-	2,418	125	125	125	125	125	-	7,094	1,500	(5,594)
4305 Software	203	203	1,049	1,127	648	1,007	648	208	208	208	208	208	-	5,925	2,500	(3,425)
4310 Office Expense	2,207	7,444	4,126	4,164	1,162	315	4,471	2,028	2,028	2,028	2,028	-	-	32,000	30,000	(2,000)
4311 Business Meals	248	228	159	154	88	262	230	47	47	47	47	47	-	1,603	564	(1,039)
4400 Noncapitalized Equipment	4,215	(3,731)	7,348	274	131	352	879	-	-	-	-	-	-	9,468	20,000	10,532
	7,379	6,960	12,681	6,447	2,029	1,936	8,645	2,408	2,408	2,408	2,408	380	-	56,091	54,564	(1,527)
<b>Subagreement Services</b>																
5104 Transportation	-	-	-	-	-	-	-	45	45	45	45	45	-	227	500	273
5105 Security	-	-	-	(475)	-	672	-	682	682	682	682	682	-	3,606	7,500	3,894
	-	-	-	(475)	-	672	-	727	727	727	727	727	-	3,833	8,000	4,167
<b>Operations and Housekeeping</b>																
5201 Auto and Travel	2,135	-	1,420	1,263	1,198	1,083	64	2,695	2,695	1,500	1,500	-	-	15,553	21,000	5,447
5300 Dues & Memberships	194	386	317	317	256	255	317	-	-	-	-	139	-	2,321	1,672	(649)
5400 Insurance	-	-	-	185	47	-	-	2,599	2,599	2,599	2,599	2,599	-	13,226	13,226	0
5501 Utilities	275	1,116	150	4,554	1,335	1,388	1,388	1,250	1,250	1,250	1,250	1,250	-	16,456	15,000	(1,456)
5502 Janitorial Services	-	-	-	-	-	-	-	2,400	2,400	2,400	2,400	2,400	-	12,000	12,000	-
5900 Communications	847	1,034	1,669	1,359	1,191	1,446	1,454	1,200	1,200	1,200	1,200	1,200	-	15,000	7,500	(7,500)
5901 Postage and Shipping	398	275	118	183	866	590	849	249	249	249	249	249	-	4,520	2,485	(2,035)
	3,848	2,811	3,674	7,860	4,894	4,763	4,073	10,392	10,392	9,197	9,336	7,836	-	79,076	72,883	(6,193)

# TEACH Public Schools

## Monthly Cash Flow/Budget FY19-20

Revised 2/24/2020

ADA = 0.00

	Jul-19	Aug-19	Sep-19	Oct-19	Nov-19	Dec-19	Jan-20	Feb-20	Mar-20	Apr-20	May-20	Jun-20	Year-End Accruals	Annual Budget	Original Budget Total	Favorable / (Unfav.)
<b>Facilities, Repairs and Other Leases</b>																
5601 Rent	7,322	7,322	7,322	7,322	7,322	7,322	7,322	7,322	7,322	7,322	7,322	7,322	-	87,862	87,862	0
5602 Additional Rent	1,205	1,466	1,466	1,466	1,466	1,466	1,466	1,795	1,795	1,795	1,795	1,795	-	18,975	21,538	2,563
5603 Equipment Leases	-	274	-	552	436	398	274	125	125	125	125	125	-	2,559	1,500	(1,059)
5604 Other Leases	-	-	-	-	-	-	-	667	667	667	667	667	-	3,333	8,000	4,667
5605 Real/Personal Property Taxes	-	-	-	-	-	-	-	2,083	2,083	2,083	2,083	2,083	-	10,417	25,000	14,583
5610 Repairs and Maintenance	1,787	3,692	2,125	230	82	-	82	2,917	2,917	2,917	2,917	2,917	-	22,581	35,000	12,419
	<b>10,314</b>	<b>12,753</b>	<b>10,913</b>	<b>9,570</b>	<b>9,306</b>	<b>9,186</b>	<b>9,144</b>	<b>14,908</b>	<b>14,908</b>	<b>14,908</b>	<b>14,908</b>	<b>14,908</b>	-	<b>145,727</b>	<b>178,900</b>	<b>33,173</b>
<b>Professional/Consulting Services</b>																
5801 IT	612	612	612	612	612	612	612	208	208	208	208	208	-	5,328	2,500	(2,828)
5802 Audit & Taxes	-	-	1,950	-	-	-	2,733	-	-	-	-	-	-	4,683	8,500	3,818
5803 Legal	-	-	-	13,463	-	-	20,082	800	800	800	800	(32,412)	-	4,334	4,000	(334)
5804 Professional Development	-	1,150	2,500	-	-	100	-	1,800	1,800	1,800	1,800	1,800	-	12,750	18,000	5,250
5805 General Consulting	-	1,200	150	-	300	-	-	1,500	1,500	1,500	1,500	1,500	-	9,150	15,000	5,850
5806 Special Activities/Field Trips	-	-	-	324	-	-	-	500	-	-	-	-	-	824	1,500	676
5807 Bank Charges	110	125	125	110	115	115	145	150	150	150	150	150	-	1,595	1,500	(95)
5808 Printing	-	-	106	-	-	-	-	21	21	21	21	21	-	211	211	(0)
5809 Other taxes and fees	-	52,878	(52,778)	2,211	1,500	-	69	-	-	-	-	-	-	3,880	-	(3,880)
5810 Payroll Service Fee	-	698	1,113	2,016	904	1,236	1,272	-	-	-	-	-	-	7,240	-	(7,240)
5811 Management Fee	-	825	-	75	225	450	-	-	-	-	-	-	-	1,575	-	(1,575)
5812 District Oversight Fee	-	-	-	1,500	(1,500)	-	-	-	-	-	-	-	-	-	-	-
	<b>722</b>	<b>57,489</b>	<b>(46,222)</b>	<b>20,312</b>	<b>2,156</b>	<b>2,513</b>	<b>24,913</b>	<b>4,979</b>	<b>4,479</b>	<b>4,479</b>	<b>4,479</b>	<b>(28,732)</b>	-	<b>51,569</b>	<b>51,211</b>	<b>(358)</b>
<b>Depreciation</b>																
6900 Depreciation Expense	999	999	1,022	1,056	1,056	1,056	1,056	1,056	1,056	1,056	1,056	1,056	-	12,521	11,000	(1,521)
	999	999	1,022	1,056	1,056	1,056	1,056	1,056	1,056	1,056	1,056	1,056	-	12,521	11,000	(1,521)
<b>Total Expenses</b>	<b>100,357</b>	<b>151,401</b>	<b>86,710</b>	<b>135,085</b>	<b>101,092</b>	<b>112,545</b>	<b>131,638</b>	<b>115,421</b>	<b>114,333</b>	<b>112,844</b>	<b>112,983</b>	<b>98,888</b>	-	<b>1,373,298</b>	<b>1,374,612</b>	<b>1,315</b>
<b>Monthly Surplus (Deficit)</b>	<b>(79,974)</b>	<b>(85,285)</b>	<b>2,388</b>	<b>(28,584)</b>	<b>(8,370)</b>	<b>22,770</b>	<b>15,779</b>	<b>6,317</b>	<b>22,288</b>	<b>6,946</b>	<b>24,024</b>	<b>3,496</b>	<b>166,074</b>	<b>67,869</b>	<b>28,971</b>	<b>38,899</b>
<b>Cash Flow Adjustments</b>																
Monthly Surplus (Deficit)	(79,974)	(85,285)	2,388	(28,584)	(8,370)	22,770	15,779	6,317	22,288	6,946	24,024	3,496	166,074	67,869		
Cash flows from operating activities																
Depreciation/Amortization	999	999	1,022	1,056	1,056	1,056	1,056	1,056	1,056	1,056	1,056	1,056	-	12,521		
Public Funding Receivables	-	-	-	-	-	-	-	-	-	-	-	-	(166,074)	(166,074)		
Grants and Contributions Rec.	-	(5,411)	5,411	-	-	-	-	-	-	-	-	-	-	-		
Due To/From Related Parties	53,317	47,564	44,502	75,826	73,002	(87,752)	(45,356)	-	-	-	-	(82,745)	-	78,359		
Prepaid Expenses	360	2,613	5,108	270	(5,554)	10,155	2,300	-	-	-	-	-	-	15,252		
Other Assets	-	-	-	-	-	-	-	-	-	-	-	-	-	-		
Accounts Payable	(3,024)	669	(2,842)	963	(660)	3,325	(3,457)	-	-	-	-	-	-	(5,026)		
Accrued Expenses	(14,144)	75,054	(49,849)	6,543	(162,452)	66,595	71,021	-	-	-	-	-	-	(7,232)		
Other Liabilities	(1,655)	(1,655)	(1,655)	(1,655)	(1,655)	(1,655)	(1,655)	-	-	-	-	-	-	(11,583)		
Cash flows from investing activities																
Purchases of Prop. And Equip.	-	-	(1,404)	(1,209)	-	-	-	-	-	-	-	-	-	(2,613)		
<b>Total Change in Cash</b>	<b>(44,122)</b>	<b>34,549</b>	<b>2,680</b>	<b>53,211</b>	<b>(104,634)</b>	<b>14,495</b>	<b>39,688</b>	<b>7,373</b>	<b>23,344</b>	<b>8,002</b>	<b>25,080</b>	<b>(78,193)</b>				
Cash, Beginning of Month	67,310	23,188	57,737	60,417	113,628	8,993	23,489	63,177	70,549	93,893	101,895	126,975				
<b>Cash, End of Month</b>	<b>23,188</b>	<b>57,737</b>	<b>60,417</b>	<b>113,628</b>	<b>8,993</b>	<b>23,489</b>	<b>63,177</b>	<b>70,549</b>	<b>93,893</b>	<b>101,895</b>	<b>126,975</b>	<b>48,782</b>				



**Teach Academy of Technology****Budget vs Actual**

For the period ended January 31, 2020

	Current Period Actual	Current Period Budget	Current Period Variance	Current Year Actual	YTD Budget	YTD Budget Variance	Total Budget
<b>Revenues</b>							
State Aid - Revenue Limit							
LCFF State Aid	\$ 227,153	\$ 252,529	\$ (25,376)	\$ 1,161,004	\$ 1,290,703	\$ (129,699)	\$ 2,876,262
Education Protection Account	-	-	-	322,243	314,772	7,472	629,543
In Lieu of Property Taxes	79,248	71,791	7,456	574,546	520,487	54,058	963,302
Total State Aid - Revenue Limit	306,401	324,320	(17,920)	2,057,793	2,125,962	(68,169)	4,469,106
Federal Revenue							
Special Education - Entitlement	6,365	6,834	(469)	46,144	41,763	4,381	81,510
Federal Child Nutrition	-	31,389	(31,389)	162,468	110,689	51,779	330,414
Title I, Part A - Basic Low Income	-	-	-	158,603	156,989	1,614	156,989
Title II, Part A - Teacher Quality	-	-	-	8,829	17,919	(9,090)	17,919
Other Federal Revenue	8,738	-	8,738	11,651	-	11,651	10,000
Total Federal Revenue	15,103	38,223	(23,121)	387,695	327,360	60,335	596,832
Other State Revenue							
State Special Education	18,502	17,473	1,029	134,138	106,781	27,357	208,406
State Child Nutrition	-	2,834	(2,834)	12,959	9,993	2,966	29,830
School Facilities (SB740)	230,524	239,723	(9,199)	230,524	239,723	(9,199)	479,446
Mandated Cost	-	-	-	6,565	6,565	(0)	6,565
State Lottery	20,225	19,859	365	20,225	19,859	365	85,272
Prior Year Revenue	26,565	-	26,565	24,847	-	24,847	-
Other State Revenue	-	-	-	-	78,219	(78,219)	120,337
Total Other State Revenue	295,816	279,889	15,926	429,258	461,141	(31,883)	929,857
<b>Total Revenues</b>	<b>\$ 617,319</b>	<b>\$ 642,433</b>	<b>\$ (25,114)</b>	<b>\$ 2,874,745</b>	<b>\$ 2,914,462</b>	<b>\$ (39,717)</b>	<b>\$ 5,995,795</b>
<b>Expenses</b>							
Certificated Salaries							
Teachers' Salaries	\$ 86,447	\$ 75,080	\$ (11,367)	\$ 549,200	\$ 450,481	\$ (98,719)	\$ 825,882
Teachers' Substitute Hours	-	2,727	2,727	-	16,364	16,364	30,000
Teachers' Extra Duty/Stipends	-	-	-	37,052	27,957	(9,095)	55,915
Pupil Support Salaries	12,166	5,915	(6,251)	47,223	41,406	(5,817)	70,981
Administrators' Salaries	14,883	13,800	(1,083)	102,858	96,600	(6,258)	165,600
Other Certificated Salaries	5,075	5,075	0	37,049	30,452	(6,598)	55,828
Total Certificated Salaries	118,571	102,598	(15,974)	773,382	663,259	(110,123)	1,204,206
Classified Salaries							
Instructional Salaries	8,505	18,740	10,235	115,988	112,440	(3,548)	206,140
Support Salaries	-	-	-	-	11,968	11,968	23,936
Supervisors' and Administrators' Salaries	-	-	-	13,125	-	(13,125)	-
Clerical and Office Staff Salaries	7,500	8,851	1,351	58,891	53,104	(5,787)	97,357
Other Classified Salaries	5,959	10,470	4,511	79,001	67,047	(11,954)	119,399
Total Classified Salaries	21,964	38,061	16,097	267,005	244,559	(22,446)	446,832
Benefits							
State Teachers' Retirement System, certificated positions	19,439	17,134	(2,305)	121,408	110,764	(10,644)	201,102
Public Employees' Retirement System, classified positions	4,622	7,917	3,295	50,623	50,868	245	92,941
OASDI/Medicare/Alternative, certificated positions	1,670	2,360	690	17,747	15,163	(2,584)	27,704
Medicare/Alternative, certificated positions	2,035	2,040	5	15,064	13,163	(1,900)	23,940
Health and Welfare Benefits, certificated positions	15,069	8,972	(6,098)	93,846	62,802	(31,044)	107,660
State Unemployment Insurance, certificated positions	6,831	5,070	(1,761)	16,381	11,153	(5,228)	20,279
Workers' Compensation Insurance, certificated positions	1,007	1,969	962	16,418	12,709	(3,709)	23,115
Other Benefits, certificated positions	1,180	2,637	1,456	8,046	18,457	10,411	31,641
Total Benefits	51,853	48,097	(3,756)	339,534	295,081	(44,454)	528,382

**Teach Academy of Technology****Budget vs Actual**

For the period ended January 31, 2020

	Current Period Actual	Current Period Budget	Current Period Variance	Current Year Actual	YTD Budget	YTD Budget Variance	Total Budget
<b>Books &amp; Supplies</b>							
Textbooks and Core Materials	-	-	-	23,653	48,279	24,626	48,279
Books and Reference Materials	-	-	-	865	1,045	180	1,045
School Supplies	2,768	784	(1,984)	35,428	5,486	(29,941)	9,405
Software	4,463	4,807	344	33,440	33,649	209	57,684
Office Expense	738	2,500	1,762	17,647	17,500	(147)	30,000
Business Meals	320	125	(195)	907	875	(32)	1,500
Noncapitalized Equipment	7,879	-	(7,879)	112,764	60,000	(52,764)	60,000
Food Services	26,599	32,749	6,151	199,080	196,497	(2,583)	360,244
<b>Total Books &amp; Supplies</b>	<b>42,766</b>	<b>40,965</b>	<b>(1,801)</b>	<b>423,785</b>	<b>363,331</b>	<b>(60,454)</b>	<b>568,157</b>
<b>Subagreement Services</b>							
Nursing	-	5,833	5,833	-	40,833	40,833	70,000
Special Education	11,788	7,273	(4,515)	78,008	43,636	(34,372)	80,000
Substitute Teacher	22,051	4,545	(17,505)	92,100	27,273	(64,827)	50,000
Transportation	-	227	227	-	1,364	1,364	2,500
Security	6,072	3,636	(2,435)	33,642	21,818	(11,824)	40,000
Other Educational Consultants	-	15,000	15,000	45,223	75,000	29,777	150,000
<b>Total Subagreement Services</b>	<b>39,911</b>	<b>36,515</b>	<b>(3,395)</b>	<b>248,972</b>	<b>209,924</b>	<b>(39,048)</b>	<b>392,500</b>
<b>Operations &amp; Housekeeping</b>							
Auto and Travel	-	1,125	1,125	-	1,125	1,125	4,500
Dues & Memberships	-	375	375	955	2,625	1,670	4,500
Insurance	3,317	2,250	(1,067)	23,220	15,750	(7,470)	27,000
Utilities	5,039	5,864	825	38,213	41,047	2,834	70,366
Janitorial Services	1,455	1,000	(455)	8,751	7,000	(1,751)	12,000
Communications	3,225	8,000	4,775	28,867	56,000	27,133	96,000
Postage and Shipping	302	250	(52)	280	1,250	970	2,500
<b>Total Operations &amp; Housekeeping</b>	<b>13,338</b>	<b>18,864</b>	<b>5,526</b>	<b>100,287</b>	<b>124,797</b>	<b>24,510</b>	<b>216,866</b>
<b>Facilities, Repairs &amp; Other Leases</b>							
Rent	71,786	71,786	1	482,073	502,504	20,430	861,435
Equipment Leases	15,390	3,333	(12,056)	34,590	23,333	(11,256)	40,000
Other Leases	1,400	125	(1,275)	1,400	875	(525)	1,500
Real/Personal Property Taxes	-	1,000	1,000	71,425	7,000	(64,425)	12,000
Repairs and Maintenance	6,131	8,514	2,383	32,626	59,599	26,973	102,170
<b>Total Facilities, Repairs &amp; Other Leases</b>	<b>94,706</b>	<b>84,759</b>	<b>(9,948)</b>	<b>622,114</b>	<b>593,311</b>	<b>(28,803)</b>	<b>1,017,105</b>
<b>Professional/Consulting Services</b>							
IT	4,796	1,167	(3,629)	6,124	8,167	2,042	14,000
Audit & Taxes	4,093	-	(4,093)	6,043	7,250	1,208	7,250
Legal	-	1,250	1,250	5,592	8,750	3,158	15,000
Professional Development	2,422	2,500	78	14,927	12,500	(2,427)	25,000
General Consulting	-	4,800	4,800	27,348	24,000	(3,348)	48,000
Special Activities/Field Trips	-	9,475	9,475	(651)	18,949	19,600	28,424
Bank Charges	15	25	10	88	125	37	250
Printing	-	400	400	121	2,000	1,879	4,000
Other Taxes and Fees	806	400	(406)	4,172	2,000	(2,172)	4,000
Management Fee	65,420	56,211	(9,210)	320,826	393,474	72,648	674,527
District Oversight Fee	3,223	3,243	20	23,361	21,260	(2,101)	44,691
County Fees	-	1,250	1,250	2,332	2,500	168	5,000
SPED Encroachment	20,710	23,889	3,179	136,699	145,987	9,287	265,430
<b>Total Professional/Consulting Services</b>	<b>101,485</b>	<b>104,609</b>	<b>3,124</b>	<b>546,983</b>	<b>646,961</b>	<b>99,978</b>	<b>1,135,572</b>
<b>Depreciation</b>							
Depreciation Expense	9,569	5,000	(4,569)	55,026	35,000	(20,026)	60,000
<b>Total Depreciation</b>	<b>9,569</b>	<b>5,000</b>	<b>(4,569)</b>	<b>55,026</b>	<b>35,000</b>	<b>(20,026)</b>	<b>60,000</b>
<b>Interest</b>							
Interest Expense	1,288	-	(1,288)	9,019	-	(9,019)	-
<b>Total Interest</b>	<b>1,288</b>	<b>-</b>	<b>(1,288)</b>	<b>9,019</b>	<b>-</b>	<b>(9,019)</b>	<b>-</b>
<b>Total Expenses</b>	<b>\$ 495,452</b>	<b>\$ 479,468</b>	<b>\$ (15,984)</b>	<b>\$ 3,386,107</b>	<b>\$ 3,176,223</b>	<b>\$ (209,884)</b>	<b>\$ 5,569,619</b>



**Teach Academy of Technology**

***Budget vs Actual***

For the period ended January 31, 2020

	<b>Current Period Actual</b>	<b>Current Period Budget</b>	<b>Current Period Variance</b>	<b>Current Year Actual</b>	<b>YTD Budget</b>	<b>YTD Budget Variance</b>	<b>Total Budget</b>
<b>Change in Net Assets</b>	121,867	162,965	(41,099)	(511,362)	(261,761)	(249,601)	426,176
Net Assets, Beginning of Period	1,790,712			2,423,940			
<b>Net Assets, End of Period</b>	<b>\$ 1,912,579</b>			<b>\$ 1,912,579</b>			

**Teach Tech High School****Budget vs Actual**

For the period ended January 31, 2020

	Current Period Actual	Current Period Budget	Current Period Variance	Current Year Actual	YTD Budget	YTD Budget Variance	Total Budget
<b>Revenues</b>							
State Aid - Revenue Limit							
LCFF State Aid	\$ 296,498	\$ 295,737	\$ 761	\$1,515,434	\$1,511,545	\$ 3,889	\$4,162,378
Education Protection Account	-	-	-	32,743	40,375	(7,632)	80,750
In Lieu of Property Taxes	66,636	58,560	8,076	483,111	424,557	58,554	930,462
Total State Aid - Revenue Limit	363,134	354,297	8,837	2,031,288	1,976,476	54,811	5,173,590
Federal Revenue							
Special Education - Entitlement	5,352	5,574	(223)	38,800	34,066	4,735	78,731
Federal Child Nutrition	-	30,788	(30,788)	99,758	108,568	(8,810)	324,083
Title I, Part A - Basic Low Income	-	-	-	117,036	115,840	1,196	115,840
Title II, Part A - Teacher Quality	-	-	-	6,689	13,405	(6,716)	13,405
Other Federal Revenue	7,500	-	7,500	10,000	-	10,000	10,000
Total Federal Revenue	12,852	36,362	(23,511)	272,283	271,879	405	542,060
Other State Revenue							
State Special Education	15,557	14,253	1,305	112,791	87,100	25,691	201,302
State Child Nutrition	-	2,844	(2,844)	8,754	10,028	(1,274)	29,935
School Facilities (SB740)	193,838	231,551	(37,713)	193,838	231,551	(37,713)	463,101
Mandated Cost	-	-	-	15,347	14,366	981	14,366
State Lottery	16,963	15,405	1,558	16,963	15,405	1,558	78,328
Prior Year Revenue	5,308	-	5,308	5,476	-	5,476	-
Total Other State Revenue	231,666	264,052	(32,386)	353,169	358,451	(5,282)	787,032
Other Local Revenue							
Contributions, Unrestricted	1,000	-	1,000	3,500	-	3,500	-
Total Other Local Revenue	1,000	-	1,000	3,500	-	3,500	-
<b>Total Revenues</b>	<b>\$ 608,651</b>	<b>\$ 654,711</b>	<b>\$ (46,060)</b>	<b>\$2,660,240</b>	<b>\$2,606,806</b>	<b>\$ 53,434</b>	<b>\$6,502,682</b>
<b>Expenses</b>							
Certificated Salaries							
Teachers' Salaries	\$ 90,146	\$ 110,000	\$ 19,853	\$ 573,081	\$ 659,997	\$ 86,916	\$1,209,995
Teachers' Substitute Hours	-	-	-	1,050	-	(1,050)	-
Teachers' Extra Duty/Stipends	-	-	-	48,008	37,051	(10,958)	74,102
Pupil Support Salaries	5,915	5,915	-	43,180	41,406	(1,775)	70,981
Administrators' Salaries	20,667	14,333	(6,333)	147,200	100,333	(46,866)	172,000
Other Certificated Salaries	-	2,509	2,509	-	15,055	15,055	27,600
Total Certificated Salaries	116,728	132,757	16,029	812,519	853,842	41,322	1,554,678
Classified Salaries							
Instructional Salaries	6,039	23,840	17,801	73,775	145,680	71,905	264,880
Support Salaries	-	-	-	-	13,176	13,176	26,353
Supervisors' and Administrators' Salaries	4,167	9,667	5,500	30,417	67,667	37,250	116,000
Clerical and Office Staff Salaries	3,125	11,137	8,011	45,238	66,819	21,581	122,502
Other Classified Salaries	6,498	7,345	847	63,620	45,655	(17,966)	82,379
Total Classified Salaries	19,829	51,988	32,159	213,050	338,997	125,948	612,115
Benefits							
State Teachers' Retirement System, certifica	19,960	22,150	2,189	131,024	142,458	11,434	259,389
Public Employees' Retirement System, classi	120	-	(120)	1,689	-	(1,689)	-
OASDI/Medicare/Alternative, certificated po	1,221	3,223	2,002	13,095	21,018	7,923	37,951
Medicare/Alternative, certificated positions	1,968	2,677	709	14,753	17,285	2,532	31,397
Health and Welfare Benefits, certificated po	16,459	9,357	(7,102)	96,676	65,497	(31,179)	112,280
State Unemployment Insurance, certificated	6,611	5,635	(976)	15,651	12,397	(3,254)	22,540
Workers' Compensation Insurance, certifica	1,248	2,585	1,337	8,736	16,689	7,953	30,315
Other Benefits, certificated positions	2,256	3,269	1,012	14,998	22,881	7,883	39,224
Total Benefits	49,844	48,895	(949)	296,622	298,224	1,602	533,096

**Teach Tech High School****Budget vs Actual**

For the period ended January 31, 2020

	Current Period Actual	Current Period Budget	Current Period Variance	Current Year Actual	YTD Budget	YTD Budget Variance	Total Budget
<b>Books &amp; Supplies</b>							
Textbooks and Core Materials	34,980	-	(34,980)	78,283	50,000	(28,283)	50,000
Books and Reference Materials	209	-	(209)	901	8,900	7,999	8,900
School Supplies	2,996	3,198	201	39,290	22,383	(16,908)	38,370
Software	2,484	4,677	2,193	16,672	32,737	16,064	56,120
Office Expense	1,302	2,500	1,198	22,352	17,500	(4,852)	30,000
Business Meals	80	17	(63)	188	117	(72)	200
Noncapitalized Equipment	1,198	-	(1,198)	60,192	45,000	(15,192)	45,000
Food Services	19,266	32,184	12,918	141,832	193,101	51,269	354,019
<b>Total Books &amp; Supplies</b>	<b>62,515</b>	<b>42,574</b>	<b>(19,940)</b>	<b>359,712</b>	<b>369,737</b>	<b>10,025</b>	<b>582,609</b>
<b>Subagreement Services</b>							
Special Education	22,063	2,727	(19,335)	85,327	16,364	(68,964)	30,000
Substitute Teacher	6,936	3,182	(3,754)	32,117	19,091	(13,026)	35,000
Transportation	-	682	682	300	4,091	3,791	7,500
Security	4,696	1,841	(2,855)	22,974	11,045	(11,929)	20,250
Other Educational Consultants	797	2,000	1,203	10,018	10,000	(18)	20,000
<b>Total Subagreement Services</b>	<b>34,491</b>	<b>10,432</b>	<b>(24,059)</b>	<b>150,737</b>	<b>60,591</b>	<b>(90,146)</b>	<b>112,750</b>
<b>Operations &amp; Housekeeping</b>							
Auto and Travel	-	500	500	-	500	500	2,000
Dues & Memberships	-	17	17	123	117	(6)	200
Insurance	3,204	2,083	(1,121)	22,429	14,583	(7,846)	25,000
Utilities	3,015	5,663	2,648	52,506	39,638	(12,868)	67,950
Janitorial Services	2,403	833	(1,570)	12,679	5,833	(6,845)	10,000
Communications	2,411	2,917	506	12,613	20,417	7,803	35,000
Postage and Shipping	-	250	250	96	1,250	1,154	2,500
<b>Total Operations &amp; Housekeeping</b>	<b>11,033</b>	<b>12,263</b>	<b>1,230</b>	<b>100,445</b>	<b>82,338</b>	<b>(18,108)</b>	<b>142,650</b>
<b>Facilities, Repairs &amp; Other Leases</b>							
Rent	(688,916)	96,295	785,211	(167,914)	674,064	841,978	1,155,538
Additional Rent	(13,636)	-	13,636	30,740	-	(30,740)	-
Equipment Leases	81	1,250	1,169	3,304	8,750	5,446	15,000
Other Leases	-	83	83	-	583	583	1,000
Real/Personal Property Taxes	-	-	-	121,130	-	(121,130)	-
Repairs and Maintenance	1,988	5,028	3,040	34,142	35,194	1,052	60,332
<b>Total Facilities, Repairs &amp; Other Leases</b>	<b>(700,483)</b>	<b>102,656</b>	<b>803,139</b>	<b>21,402</b>	<b>718,591</b>	<b>697,189</b>	<b>1,231,870</b>
<b>Professional/Consulting Services</b>							
IT	3,531	625	(2,906)	4,254	4,375	121	7,500
Audit & Taxes	2,733	-	(2,733)	4,683	7,500	2,818	7,500
Legal	-	667	667	350	4,667	4,317	8,000
Professional Development	4,225	2,200	(2,025)	8,040	11,000	2,960	22,000
General Consulting	-	3,500	3,500	4,673	17,500	12,828	35,000
Special Activities/Field Trips	7,131	32,753	25,622	26,620	65,507	38,887	98,260
Bank Charges	15	9	(7)	23	43	20	85
Printing	-	500	500	2,638	2,500	(138)	5,000
Other Taxes and Fees	2,300	150	(2,150)	11,842	750	(11,092)	1,500
Payroll Service Fee	-	400	400	-	2,800	2,800	4,800
Management Fee	64,655	60,742	(3,913)	300,053	425,197	125,144	728,910
District Oversight Fee	3,248	3,543	295	23,550	19,765	(3,785)	51,736
County Fees	-	1,250	1,250	1,592	2,500	908	5,000
SPED Encroachment	17,414	23,074	5,660	114,945	141,010	26,065	256,381
Public Relations/Recruitment	-	500	500	-	2,500	2,500	5,000
Scholarships	-	-	-	-	-	-	3,500
<b>Total Professional/Consulting Services</b>	<b>105,251</b>	<b>129,913</b>	<b>24,662</b>	<b>503,262</b>	<b>707,613</b>	<b>204,351</b>	<b>1,240,172</b>

## Teach Tech High School

### Budget vs Actual

For the period ended January 31, 2020

	Current Period Actual	Current Period Budget	Current Period Variance	Current Year Actual	YTD Budget	YTD Budget Variance	Total Budget
Depreciation							
Depreciation Expense	3,754	2,083	(1,670)	24,388	14,583	(9,805)	25,000
Total Depreciation	3,754	2,083	(1,670)	24,388	14,583	(9,805)	25,000
<b>Total Expenses</b>	<b>\$ (297,038)</b>	<b>\$ 533,561</b>	<b>\$ 830,599</b>	<b>\$2,482,137</b>	<b>\$3,444,515</b>	<b>\$ 962,378</b>	<b>\$6,034,940</b>
<b>Change in Net Assets</b>	<b>905,689</b>	<b>121,150</b>	<b>784,540</b>	<b>178,103</b>	<b>(837,709)</b>	<b>1,015,812</b>	<b>467,742</b>
Net Assets, Beginning of Period	(461,841)			265,745			
<b>Net Assets, End of Period</b>	<b>\$ 443,849</b>			<b>\$ 443,849</b>			

**Teach Preparatory Mildred S. Cunningham & Edith H. Morris Elementary School****Budget vs Actual**

For the period ended January 31, 2020

	Current Period Actual	Current Period Budget	Current Period Variance	Current Year Actual	YTD Budget	YTD Budget Variance	Total Budget
<b>Revenues</b>							
State Aid - Revenue Limit							
LCFF State Aid	\$ 101,196	\$ 55,726	\$ 45,470	\$ 420,182	\$ 284,819	\$ 135,363	\$1,477,592
Education Protection Account	-	-	-	6,935	16,625	(9,690)	33,250
In Lieu of Property Taxes	(17,460)	12,786	(30,245)	154,039	92,696	61,343	383,131
Total State Aid - Revenue Limit	83,737	68,511	15,225	581,156	394,140	187,015	1,893,973
Federal Revenue							
Special Education - Entitlement	1,706	1,217	489	12,371	7,438	4,934	32,419
Federal Child Nutrition	-	12,570	(12,570)	70,146	44,325	25,821	132,312
Title I, Part A - Basic Low Income	-	-	-	-	24,938	(24,938)	24,938
Title II, Part A - Teacher Quality	-	-	-	-	2,850	(2,850)	2,850
Title V, Part B - PCSGP	157,681	-	157,681	270,903	-	270,903	-
Prior Year Federal Revenue	-	-	-	0	-	0	10,000
Total Federal Revenue	159,388	13,787	145,601	353,421	79,550	273,870	202,519
Other State Revenue							
State Special Education	4,960	3,112	1,849	35,963	19,017	16,946	82,889
State Child Nutrition	-	1,115	(1,115)	5,521	3,931	1,590	11,733
School Facilities (SB740)	-	95,344	(95,344)	-	95,344	(95,344)	190,689
Mandated Cost	-	-	-	1,169	1,169	(0)	1,169
State Lottery	3,613	3,537	77	3,613	3,537	77	33,915
Prior Year Revenue	17,132	-	17,132	17,132	-	17,132	-
Total Other State Revenue	25,705	103,108	(77,402)	63,398	122,998	(59,600)	320,395
<b>Total Revenues</b>	<b>\$ 268,830</b>	<b>\$ 185,406</b>	<b>\$ 83,424</b>	<b>\$ 997,974</b>	<b>\$ 596,689</b>	<b>\$ 401,285</b>	<b>\$2,416,887</b>
<b>Expenses</b>							
Certificated Salaries							
Teachers' Salaries	\$ 29,989	\$ 39,407	\$ 9,418	\$ 160,574	\$ 236,443	\$ 75,868	\$ 433,478
Teachers' Extra Duty/Stipends	-	-	-	8,081	-	(8,081)	-
Administrators' Salaries	7,688	7,688	-	56,119	53,813	(2,306)	92,250
Total Certificated Salaries	37,677	47,095	9,418	224,774	290,255	65,481	525,728
Classified Salaries							
Instructional Salaries	3,399	9,880	6,482	51,567	59,280	7,713	108,680
Clerical and Office Staff Salaries	3,521	4,499	978	37,431	30,221	(7,210)	52,717
Other Classified Salaries	2,845	4,305	1,460	29,607	30,135	528	51,659
Total Classified Salaries	9,764	18,684	8,920	118,605	119,636	1,031	213,056
Benefits							
State Teachers' Retirement System, certificated positions	6,443	7,865	1,422	37,006	48,473	11,467	87,797
Public Employees' Retirement System, classified positions	80	-	(80)	3,710	-	(3,710)	-
OASDI/Medicare/Alternative, certificated positions	595	1,158	564	7,278	7,417	139	13,209
Medicare/Alternative, certificated positions	682	954	272	4,942	5,943	1,001	10,712
Health and Welfare Benefits, certificated positions	3,873	4,422	549	22,699	30,952	8,252	53,060
State Unemployment Insurance, certificated positions	2,280	2,205	(75)	5,668	4,851	(817)	8,820
Workers' Compensation Insurance, certificated positions	433	921	488	3,028	5,738	2,711	10,343
Other Benefits, certificated positions	926	1,095	170	4,775	7,667	2,892	13,143
Total Benefits	15,310	18,620	3,310	89,107	111,042	21,935	197,085
Books & Supplies							
Textbooks and Core Materials	-	-	-	39,917	19,200	(20,717)	19,200
Books and Reference Materials	343	-	(343)	4,851	420	(4,431)	420
School Supplies	2,452	312	(2,140)	54,451	2,182	(52,269)	3,740

**Teach Preparatory Mildred S. Cunningham & Edith H. Morris Elementary School****Budget vs Actual**

For the period ended January 31, 2020

	<b>Current Period Actual</b>	<b>Current Period Budget</b>	<b>Current Period Variance</b>	<b>Current Year Actual</b>	<b>YTD Budget</b>	<b>YTD Budget Variance</b>	<b>Total Budget</b>
Software	3,283	1,913	(1,370)	41,178	13,388	(27,790)	22,950
Office Expense	1,120	1,667	547	10,210	11,667	1,456	20,000
Business Meals	-	21	21	212	146	(67)	250
Noncapitalized Equipment	1,587	-	(1,587)	106,277	45,000	(61,277)	45,000
Food Services	11,357	13,095	1,738	84,561	78,570	(5,991)	144,046
<b>Total Books &amp; Supplies</b>	<b>20,140</b>	<b>17,007</b>	<b>(3,134)</b>	<b>341,656</b>	<b>170,572</b>	<b>(171,084)</b>	<b>255,606</b>
Subagreement Services							
Special Education	5,906	2,273	(3,633)	15,752	13,636	(2,115)	25,000
Substitute Teacher	-	864	864	20,829	5,182	(15,648)	9,500
Transportation	-	455	455	-	2,727	2,727	5,000
Security	3,861	1,364	(2,498)	21,527	8,182	(13,345)	15,000
Other Educational Consultants	-	1,000	1,000	1,890	5,000	3,110	10,000
<b>Total Subagreement Services</b>	<b>9,767</b>	<b>5,955</b>	<b>(3,813)</b>	<b>59,998</b>	<b>34,727</b>	<b>(25,271)</b>	<b>64,500</b>
Operations & Housekeeping							
Auto and Travel	-	625	625	2,561	625	(1,936)	2,500
Dues & Memberships	-	83	83	-	583	583	1,000
Insurance	1,319	625	(694)	9,235	4,375	(4,860)	7,500
Utilities	-	1,990	1,990	-	13,930	13,930	23,880
Janitorial Services	-	600	600	175	4,200	4,025	7,200
Communications	319	625	306	2,379	4,375	1,996	7,500
Postage and Shipping	-	85	85	-	425	425	850
<b>Total Operations &amp; Housekeeping</b>	<b>1,639</b>	<b>4,633</b>	<b>2,995</b>	<b>14,350</b>	<b>28,513</b>	<b>14,163</b>	<b>50,430</b>
Facilities, Repairs & Other Leases							
Rent	47,744	33,167	(14,578)	293,147	232,167	(60,980)	398,000
Equipment Leases	(605)	208	813	3,990	1,458	(2,532)	2,500
Other Leases	-	83	83	-	583	583	1,000
Real/Personal Property Taxes	-	417	417	4,892	2,917	(1,976)	5,000
Repairs and Maintenance	1,650	3,083	1,433	16,815	21,583	4,768	37,000
<b>Total Facilities, Repairs &amp; Other Leases</b>	<b>48,790</b>	<b>36,958</b>	<b>(11,832)</b>	<b>318,844</b>	<b>258,708</b>	<b>(60,136)</b>	<b>443,500</b>
Professional/Consulting Services							
IT	5,016	667	(4,349)	5,849	4,667	(1,183)	8,000
Audit & Taxes	2,733	-	(2,733)	4,683	5,000	318	5,000
Legal	-	375	375	-	2,625	2,625	4,500
Professional Development	-	750	750	7,457	3,750	(3,707)	7,500
General Consulting	-	1,000	1,000	8,785	5,000	(3,785)	10,000
Special Activities/Field Trips	150	7,106	6,956	474	14,212	13,738	21,318
Bank Charges	15	20	5	38	100	62	200
Printing	-	-	-	1,353	-	(1,353)	-
Other Taxes and Fees	1,150	-	(1,150)	4,164	-	(4,164)	-
Payroll Service Fee	-	250	250	-	1,750	1,750	3,000
Management Fee	28,372	22,800	(5,572)	114,641	159,603	44,962	273,604
District Oversight Fee	920	685	(235)	6,668	3,941	(2,727)	18,940
County Fees	-	625	625	1,328	1,250	(78)	2,500
SPED Encroachment	(3,475)	9,501	12,976	26,178	58,063	31,884	105,569
Public Relations/Recruitment	-	250	250	400	1,250	850	2,500
<b>Total Professional/Consulting Services</b>	<b>34,881</b>	<b>44,029</b>	<b>9,149</b>	<b>182,018</b>	<b>261,210</b>	<b>79,192</b>	<b>462,631</b>
Depreciation							
Depreciation Expense	1,349	208	(1,141)	6,267	1,458	(4,808)	2,500
<b>Total Depreciation</b>	<b>1,349</b>	<b>208</b>	<b>(1,141)</b>	<b>6,267</b>	<b>1,458</b>	<b>(4,808)</b>	<b>2,500</b>
<b>Total Expenses</b>	<b>\$ 179,317</b>	<b>\$ 193,189</b>	<b>\$ 13,872</b>	<b>\$1,355,619</b>	<b>\$1,276,122</b>	<b>\$ (79,497)</b>	<b>\$2,215,035</b>

## Teach Preparatory Mildred S. Cunningham & Edith H. Morris Elementary School

### Budget vs Actual

For the period ended January 31, 2020

	Current Period Actual	Current Period Budget	Current Period Variance	Current Year Actual	YTD Budget	YTD Budget Variance	Total Budget
<b>Change in Net Assets</b>	<b>89,513</b>	<b>(7,783)</b>	<b>97,296</b>	<b>(357,645)</b>	<b>(679,433)</b>	<b>321,789</b>	<b>201,852</b>
Net Assets, Beginning of Period	(107,299)			339,858			
<b>Net Assets, End of Period</b>	<b>\$ (17,786)</b>			<b>\$ (17,786)</b>			



**Teach Public Schools****Budget vs Actual**

For the period ended January 31, 2020

	Current Period Actual	Current Period Budget	Current Period Variance	Current Year Actual	YTD Budget	YTD Budget Variance	Total Budget
<b>Revenues</b>							
Other Local Revenue							
Lease and Rental Income	\$ 5,411	\$ 5,100	\$ 311	\$ 37,874	\$ 35,700	\$ 2,174	\$ 61,200
Other Fees and Contracts	142,006	133,429	8,576	619,678	550,616	69,062	1,342,383
Total Other Local Revenue	147,417	138,529	8,887	657,553	586,316	71,236	1,403,583
<b>Total Revenues</b>	<b>\$ 147,417</b>	<b>\$ 138,529</b>	<b>\$ 8,887</b>	<b>\$ 657,553</b>	<b>\$ 586,316</b>	<b>\$ 71,236</b>	<b>\$1,403,583</b>
<b>Expenses</b>							
Certificated Salaries							
Administrators' Salaries	\$ 44,831	\$ 44,831	\$ 0	\$ 326,173	\$ 313,818	\$ (12,355)	\$ 537,974
Total Certificated Salaries	44,831	44,831	0	326,173	313,818	(12,355)	537,974
Classified Salaries							
Supervisors' and Administrators' Salaries	6,833	6,833	0	49,883	47,833	(2,050)	82,000
Clerical and Office Staff Salaries	4,160	4,160	-	30,944	29,120	(1,824)	49,920
Other Classified Salaries	7,318	12,033	4,715	59,887	84,233	24,347	144,400
Total Classified Salaries	18,312	23,027	4,715	140,714	161,187	20,473	276,320
Benefits							
State Teachers' Retirement System, certificated positions	7,043	7,487	444	50,218	52,408	2,190	89,842
Public Employees' Retirement System, classified positions	-	-	-	252	-	(252)	-
OASDI/Medicare/Alternative, certificated positions	3,226	1,428	(1,798)	10,712	9,994	(718)	17,132
Medicare/Alternative, certificated positions	899	984	84	6,667	6,888	221	11,807
Health and Welfare Benefits, certificated positions	5,589	2,538	(3,051)	51,440	17,763	(33,677)	30,450
State Unemployment Insurance, certificated positions	2,233	1,470	(763)	3,101	3,234	133	5,880
Workers' Compensation Insurance, certificated positions	460	950	490	3,222	6,650	3,428	11,400
Other Benefits, certificated positions	1,215	1,437	222	7,823	10,062	2,239	17,249
Total Benefits	20,665	16,293	(4,372)	133,434	106,997	(26,437)	183,760
Books & Supplies							
School Supplies	2,418	125	(2,293)	6,469	875	(5,594)	1,500
Software	648	208	(439)	4,883	1,458	(3,425)	2,500
Office Expense	4,471	2,500	(1,971)	23,888	17,500	(6,388)	30,000
Business Meals	230	47	(183)	1,368	329	(1,039)	564
Noncapitalized Equipment	879	-	(879)	9,468	20,000	10,532	20,000
Total Books & Supplies	8,645	2,880	(5,765)	46,077	40,162	(5,915)	54,564
Subagreement Services							
Transportation	-	45	45	-	273	273	500
Security	-	682	682	197	4,091	3,894	7,500
Total Subagreement Services	-	727	727	197	4,364	4,167	8,000
Operations & Housekeeping							
Auto and Travel	64	5,250	5,186	7,163	5,250	(1,913)	21,000
Dues & Memberships	317	139	(178)	2,042	975	(1,067)	1,672
Insurance	-	1,102	1,102	233	7,715	7,483	13,226
Utilities	1,388	1,250	(138)	10,206	8,750	(1,456)	15,000
Janitorial Services	-	1,000	1,000	-	7,000	7,000	12,000
Communications	1,454	625	(829)	9,000	4,375	(4,625)	7,500
Postage and Shipping	849	249	(600)	3,278	1,243	(2,035)	2,485
Total Operations & Housekeeping	4,073	9,615	5,542	31,921	35,308	3,387	72,883
Facilities, Repairs & Other Leases							
Rent	7,322	7,322	0	51,252	51,253	0	87,862
Additional Rent	1,466	1,795	329	10,001	12,564	2,563	21,538
Equipment Leases	274	125	(149)	1,934	875	(1,059)	1,500
Other Leases	-	667	667	-	4,667	4,667	8,000
Real/Personal Property Taxes	-	2,083	2,083	-	14,583	14,583	25,000
Repairs and Maintenance	82	2,917	2,835	7,998	20,417	12,419	35,000
Total Facilities, Repairs & Other Leases	9,144	14,908	5,765	71,186	104,358	33,173	178,900



**Teach Public Schools****Budget vs Actual**

For the period ended January 31, 2020

	Current Period Actual	Current Period Budget	Current Period Variance	Current Year Actual	YTD Budget	YTD Budget Variance	Total Budget
Professional/Consulting Services							
IT	612	208	(404)	4,286	1,458	(2,828)	2,500
Audit & Taxes	2,733	-	(2,733)	4,683	8,500	3,817	8,500
Legal	20,082	333	(19,749)	33,545	2,333	(31,212)	4,000
Professional Development	-	1,800	1,800	3,750	9,000	5,250	18,000
General Consulting	-	1,500	1,500	1,650	7,500	5,850	15,000
Special Activities/Field Trips	-	500	500	324	1,000	676	1,500
Bank Charges	145	150	5	845	750	(95)	1,500
Printing	-	21	21	106	106	(0)	211
Other Taxes and Fees	69	-	(69)	3,880	-	(3,880)	-
Payroll Service Fee	1,272	-	(1,272)	7,240	-	(7,240)	-
Management Fee	-	-	-	1,575	-	(1,575)	-
Total Professional/Consulting Services	24,913	4,513	(20,400)	61,884	30,647	(31,236)	51,211
Depreciation							
Depreciation Expense	1,056	917	(139)	7,241	6,417	(825)	11,000
Total Depreciation	1,056	917	(139)	7,241	6,417	(825)	11,000
<b>Total Expenses</b>	<b>\$ 131,638</b>	<b>\$ 117,712</b>	<b>\$ (13,926)</b>	<b>\$ 818,828</b>	<b>\$ 803,258</b>	<b>\$ (15,570)</b>	<b>\$1,374,612</b>
<b>Change in Net Assets</b>	<b>15,779</b>	<b>20,818</b>	<b>(5,039)</b>	<b>(161,275)</b>	<b>(216,942)</b>	<b>55,667</b>	<b>28,971</b>
Net Assets, Beginning of Period	(348,204)			(171,150)			
<b>Net Assets, End of Period</b>	<b><u><u>\$ (332,425)</u></u></b>			<b><u><u>\$ (332,425)</u></u></b>			

**C & M LLC*****Budget vs Actual***

For the period ended January 31, 2020

	<b>Current Period Actual</b>	<b>Current Year Actual</b>
<b>Revenues</b>		
Other Local Revenue		
Lease and Rental Income	\$ 71,786	\$ 488,754
Interest Revenue	2,136	16,011
Total Other Local Revenue	<u>73,921</u>	<u>504,765</u>
<b>Total Revenues</b>	<b><u>\$ 73,921</u></b>	<b><u>\$ 504,765</u></b>
<b>Expenses</b>		
Operations & Housekeeping		
Bond Amortization Expense	\$ 712	\$ 4,983
Total Operations & Housekeeping	<u>712</u>	<u>4,983</u>
Professional/Consulting Services		
Bank Charges	-	12
Other Taxes and Fees	-	10,000
Total Professional/Consulting Services	<u>-</u>	<u>10,012</u>
Depreciation		
Depreciation Expense	24,076	170,095
Total Depreciation	<u>24,076</u>	<u>170,095</u>
Interest		
Interest Expense	60,716	428,202
Total Interest	<u>60,716</u>	<u>428,202</u>
<b>Total Expenses</b>	<b><u>\$ 85,503</u></b>	<b><u>\$ 613,292</u></b>
<b>Change in Net Assets</b>	<b>(11,582)</b>	<b>(108,527)</b>
Net Assets, Beginning of Period	<u>(440,184)</u>	<u>(343,238)</u>
<b>Net Assets, End of Period</b>	<b><u><u>\$ (451,766)</u></u></b>	<b><u><u>\$ (451,766)</u></u></b>

**Wooten Avila,LLC*****Budget vs Actual***

For the period ended January 31, 2020

	<b>Current Period Actual</b>	<b>Current Year Actual</b>
<b>Revenues</b>		
Other Local Revenue		
Lease and Rental Income	\$ 67,949	\$ 67,949
Interest Revenue	-	-
Total Other Local Revenue	<u>67,949</u>	<u>67,949</u>
<b>Total Revenues</b>	<b><u>\$ 67,949</u></b>	<b><u>\$ 67,949</u></b>
<b>Expenses</b>		
Operations & Housekeeping		
Bond Amortization Expense	\$ -	\$ -
Total Operations & Housekeeping	-	-
Professional/Consulting Services		
Bank Charges	-	-
Other Taxes and Fees	-	-
Total Professional/Consulting Services	-	-
Depreciation		
Depreciation Expense	39,659	39,659
Total Depreciation	<u>39,659</u>	<u>39,659</u>
Interest		
Interest Expense	77,108	77,108
Total Interest	<u>77,108</u>	<u>77,108</u>
<b>Total Expenses</b>	<b><u>\$ 116,767</u></b>	<b><u>\$ 116,767</u></b>
<b>Change in Net Assets</b>	<b>(48,818)</b>	<b>(48,818)</b>
Net Assets, Beginning of Period	<u>-</u>	<u>-</u>
<b>Net Assets, End of Period</b>	<b><u>\$ (48,818)</u></b>	<b><u>\$ (48,818)</u></b>

**TEACH Foundation, Inc*****Budget vs Actual***

For the period ended January 31, 2020

	<b>Current Period Actual</b>	<b>Current Year Actual</b>
<b>Revenues</b>		
Other Local Revenue		
Contributions, Unrestricted	\$ 1,570	\$ 16,449
Total Other Local Revenue	<u>1,570</u>	<u>16,449</u>
<b>Total Revenues</b>	<b><u>\$ 1,570</u></b>	<b><u>\$ 16,449</u></b>
<b>Expenses</b>		
Professional/Consulting Services		
Bank Charges	\$ -	\$ 64
Scholarships	1,300	8,206
Total Professional/Consulting Services	<u>1,300</u>	<u>8,270</u>
<b>Total Expenses</b>	<b><u>\$ 1,300</u></b>	<b><u>\$ 8,270</u></b>
<b>Change in Net Assets</b>	<b>270</b>	<b>8,179</b>
Net Assets, Beginning of Period	<u>7,909</u>	<u>-</u>
<b>Net Assets, End of Period</b>	<b><u>\$ 8,179</u></b>	<b><u>\$ 8,179</u></b>

**TEACH, Inc.****Statement of Financial Position**

January 31, 2020

	Teach Academy of Technology	Teach Tech High School	Teach Preparatory Mildred S. Cunningham & Edith H. Morris Elementary School	Teach Public Schools	C & M LLC	Wooten Avila, LLC	TEACH Foundation, Inc	Eliminations	Combined
<b>Assets</b>									
<b>Current Assets</b>									
Cash & Cash Equivalents	\$ 144,983	\$ 121,164	\$ 31,994	\$ 63,177	\$ 18,482	8,259,658	\$ 8,179		\$ 8,647,637
Public Funding Receivables	289,911	327,989	235,943	-	-		-		853,844
Other Receivables	166,364	-	-	24,000	3,961		-		194,325
Due To/From Related Parties	620,674	(196,588)	(259,112)	(203,358)	38,383		-		-
Prepaid Expenses	68,528	21,381	56,448	20,297	-		-		166,654
Investments	-	-	-	-	705,116		-		705,116
<b>Total Current Assets</b>	<b>1,290,461</b>	<b>273,946</b>	<b>65,273</b>	<b>(95,884)</b>	<b>765,942</b>	<b>8,259,658</b>	<b>8,179</b>		<b>10,567,575</b>
<b>Long-Term Assets</b>									
Property & Equipment, Net	1,285,267	141,521	110,216	59,896	10,112,510	13,970,635	-		25,680,046
Deposits	5,000	163,517	99,750	17,580	-		-		285,847
Deferred Lease Asset	-	-	-	-	243,955	67,949	-	(311,904)	-
Securities	-	-	-	-	568,006	1,752,306	-		2,320,312
<b>Total Long Term Assets</b>	<b>1,290,267</b>	<b>305,038</b>	<b>209,966</b>	<b>77,476</b>	<b>10,924,471</b>	<b>15,790,890</b>	<b>-</b>	<b>(311,904)</b>	<b>28,286,204</b>
<b>Total Assets</b>	<b>\$ 2,580,728</b>	<b>\$ 578,984</b>	<b>\$ 275,239</b>	<b>\$ (18,408)</b>	<b>\$ 11,690,413</b>	<b>\$ 24,050,549</b>	<b>\$ 8,179</b>	<b>\$ (311,904)</b>	<b>\$ 38,853,779</b>
<b>Liabilities</b>									
<b>Current Liabilities</b>									
Accounts Payable	\$ 660	\$ 24,593	\$ -	\$ 171	\$ -		\$ -		\$ 25,424
Accrued Liabilities	122,100	42,594	46,060	310,536	-		-		521,290
Interest Payable	-	-	-	-	119,871	77,107	-		196,978
<b>Total Current Liabilities</b>	<b>122,760</b>	<b>67,186</b>	<b>46,060</b>	<b>310,707</b>	<b>119,871</b>	<b>77,107</b>	<b>-</b>		<b>743,692</b>
<b>Long-Term Liabilities</b>									
Deferred Rent, Net of Current Portion	243,955	67,949	186,966	3,309	-		-	(311,904)	190,275
Notes Payable, Net of Current Portion	301,434	-	60,000	-	-		-		361,434
Bonds Payable, Net of Current Portion	-	-	-	-	12,500,000	22,310,000	-		34,810,000
Bond Issue Cost	-	-	-	-	(263,619)	(223,100)	-		(486,719)
Discount on Bonds	-	-	-	-	(212,959)	1,935,361	-		1,722,402
Securites Premium	-	-	-	-	(1,114)		-		(1,114)
<b>Total Long-Term Liabilities</b>	<b>545,389</b>	<b>67,949</b>	<b>246,966</b>	<b>3,309</b>	<b>12,022,308</b>	<b>24,022,261</b>	<b>-</b>	<b>(311,904)</b>	<b>36,596,278</b>
<b>Total Liabilities</b>	<b>\$ 668,150</b>	<b>\$ 135,135</b>	<b>\$ 293,025</b>	<b>\$ 314,017</b>	<b>\$ 12,142,179</b>	<b>\$ 24,099,368</b>	<b>\$ -</b>	<b>\$ (311,904)</b>	<b>\$ 37,339,970</b>
<b>Total Net Assets</b>	<b>1,912,579</b>	<b>443,849</b>	<b>(17,786)</b>	<b>(332,425)</b>	<b>(451,766)</b>	<b>(48,819)</b>	<b>8,179</b>		<b>1,513,809</b>
<b>Total Liabilities and Net Assets</b>	<b>\$ 2,580,728</b>	<b>\$ 578,984</b>	<b>\$ 275,239</b>	<b>\$ (18,408)</b>	<b>\$ 11,690,413</b>	<b>\$ 24,050,549</b>	<b>\$ 8,179</b>	<b>\$ (311,904)</b>	<b>\$ 38,853,779</b>

**Teach Academy of Technology**

**Accounts Payable Aging**

January 31, 2020

Vendor Name	Invoice/Credit Number	Invoice Date	Date Due	Current	1 - 30 Days Past Due	31 - 60 Days Past Due	61 - 90 Days Past Due	Over 90 Days Past Due	Total
City of LA - Building & Safety	802417 4	12/6/2019	1/5/2020	\$ -	\$ 660	\$ -	\$ -	\$ -	\$ 660
<b>Total Outstanding Invoices</b>				<u>\$ -</u>	<u>\$ 660</u>	<u>\$ -</u>	<u>\$ -</u>	<u>\$ -</u>	<u>\$ 660</u>

## Teach Tech High School

### Accounts Payable Aging

January 31, 2020

Vendor Name	Invoice/Credit Number	Invoice Date	Date Due	Current	1 - 30 Days Past Due	31 - 60 Days Past Due	61 - 90 Days Past Due	Over 90 Days Past Due	Total
Better 4 You Meals, Inc.	1219-1282	1/2/2020	2/1/2020	\$ 20,262	\$ -	\$ -	\$ -	\$ -	\$ 20,262
Better 4 You Meals, Inc.	1219-3230	1/2/2020	2/1/2020	450	-	-	-	-	450
PBL Consulting	INV-000119	1/14/2020	2/13/2020	3,600	-	-	-	-	3,600
Staples	8056007374	10/5/2019	11/4/2019	-	-	-	(93)	-	(93)
Staples	8057088113	1/11/2020	2/10/2020	374	-	-	-	-	374
<b>Total Outstanding Invoices</b>				<u>\$ 24,686</u>	<u>\$ -</u>	<u>\$ -</u>	<u>\$ (93)</u>	<u>\$ -</u>	<u>\$ 24,593</u>

## Teach Preparatory Mildred S. Cunningham & Edith H. Morris Elementary School

### Accounts Payable Aging

January 31, 2020

Vendor Name	Invoice/Credit Number	Invoice Date	Date Due	Current	1 - 30 Days Past Due	31 - 60 Days Past Due	61 - 90 Days Past Due	Over 90 Days Past Due	Total
				\$ -	\$ -	\$ -	\$ -	\$ -	\$ -
<b>Total Outstanding Invoices</b>				<u>\$ -</u>	<u>\$ -</u>	<u>\$ -</u>	<u>\$ -</u>	<u>\$ -</u>	<u>\$ -</u>



**Teach Public Schools**

**Accounts Payable Aging**

January 31, 2020

Vendor Name	Invoice/Credit Number	Invoice Date	Date Due	Current	1 - 30 Days Past Due	31 - 60 Days Past Due	61 - 90 Days Past Due	Over 90 Days Past Due	Total
Mango Marketing LTD at PLMR	5717	2/28/2018	3/30/2018	\$ -	\$ -	\$ -	\$ -	\$ 171	\$ 171
<b>Total Outstanding Invoices</b>				<u>\$ -</u>	<u>\$ -</u>	<u>\$ -</u>	<u>\$ -</u>	<u>\$ 171</u>	<u>\$ 171</u>

## Teach Academy of Technology

### Check Register

For the period ended January 31, 2020

Check Number	Vendor Name	Transaction Description	Check Date	Check Amount
61850	CBE	Copier Lease 05/05/19 - 06/04/19	1/16/2020	VOID
62014	Western Avenue Community Action	Gardening, Traffic Team, Park Athletic Super, Cruiser	1/2/2020	3,286.42
62015	Aflac	Supplemental Ins.- 12/19	1/8/2020	1,068.08
62016	Amazon Capital Services	Office & School Supplies	1/8/2020	715.60
62017	AT&T	Communication Svcs -10/19 & 11/19	1/8/2020	4,108.02
62018	Bay Alarm Company	Alarm Svcs- 12/01/19- 01/01/20	1/8/2020	300.00
62019	Bay Alarm Company	Alarm Svcs- 12/01/19- 01/01/20	1/8/2020	105.00
62020	Bay Alarm Company	Client Analysis Service Fee	1/8/2020	4.57
62021	Better 4 You Meals, Inc.	Meals- 08/19 & 09/19	1/8/2020	6,325.56
62022	Charter Impact, Inc.	Business Mgmt Svcs- 12/19	1/8/2020	16,667.00
62023	Comprehensive Therapy Associates Inc	SpEd Svcs - 08/19 - 11/19	1/8/2020	41,148.00
62024	Department of Justice	Fingerprint Apps- 10/19 & 11/19	1/8/2020	256.00
62025	EMCOR Services Mesa Energy Systems, Inc.	Boiler Installation - Job #R1913481	1/8/2020	4,073.65
62026	Excel Professional Staffing Services	Sub Svcs -11/19 & 12/19	1/8/2020	3,484.66
62027	Fidelity Security Life	Life Ins- 12/19	1/8/2020	454.51
62028	Foundation for Educational Administration	Pathway to Equity- ACSA Member	1/8/2020	165.00
62029	Hatching Results LLC	Counseling Conference Registration- Evelia Leon	1/8/2020	549.00
62030	Hess & Associates, Inc	STRS/PERS Reporting Qtr 1 FY 2019-20	1/8/2020	655.00
62031	Kaiser Foundation Health Plan	Health Ins. 01/20	1/8/2020	32,752.03
62032	KS Statebank	Rent- 01/20	1/8/2020	5,721.22
62033	Los Angeles County Office of Education	Professional Development Workshop- 10/28/19 & 11/18/19	1/8/2020	250.00
62034	Michael's Uniforms	Apparel	1/8/2020	9,269.32
62035	Ontario Refrigeration	Maintenance Svcs	1/8/2020	794.00
62036	Orkin	Pest Control Svcs	1/8/2020	470.00
62037	Republic Services #902	Janitorial Svcs- 12/19	1/8/2020	774.83
62038	Republic Services #902	Janitorial Svcs- 12/19	1/8/2020	625.87
62039	Staples	Office Supplies & 4X12 Aluminum Frame	1/8/2020	2,943.39
62040	Staples	Chromebook- (19) & Office Supplies	1/8/2020	4,829.45
62041	Staples Business Credit	Office Supplies	1/8/2020	148.74
62042	Teachers on Reserve	10/19 - 12/19	1/8/2020	29,864.81
62043	Tech Verb, Inc.	MERAKI Software & IT Svcs- 09/19 & 10/19	1/8/2020	6,896.00
62044	The Lincoln National Life Insurance Company	Life Ins - 01/20	1/8/2020	3,208.11
62045	Time Warner Cable	Communication Svcs- 11/07/19- 12/06/19	1/8/2020	2,377.90
62046	Verizon Wireless	Communication Svcs- 10/22/19- 11/21/19	1/8/2020	802.96
62047	Wilmington Trust Fee Collections	Corporate Trust Advanced Flat Fee- 11/02/19- 11/01/20	1/8/2020	5,000.00
62048	Young, Minney & Corr LLP	Legal Svcs Through 10/31/19 - Bond	1/8/2020	3,519.45
62049	CBE	Copier Lease 05/05/19 - 06/04/19	1/16/2020	229.67
62050	Aflac	Supplemental Ins.- 01/20	1/24/2020	1,641.22
62051	After-School All-Stars, Los Angeles	Enrichment Svcs- 09/19 - 11/19	1/24/2020	33,026.39
62052	Alan Gaines	Reimb- 09/26/19	1/24/2020	102.50
62053	AT&T	Communication Svcs - 12/19	1/24/2020	2,206.63
62054	Better 4 You Meals, Inc.	Meals - 11/19	1/24/2020	28,419.40
62055	Blue Shield of California	Health Ins- 01/20	1/24/2020	3,628.43
62056	CABE	CABE 2020 Annual Registration	1/24/2020	1,250.00
62057	Charter Impact, Inc.	Business Mgmt Svcs- 01/20	1/24/2020	16,667.00
62058	Chartersafe	WC Liability Ins- 01/20	1/24/2020	12,087.00
62059	CliftonLarsonAllen LLP	Professional/Audit Svs for the year ended 6/30/2019	1/24/2020	10,930.00
62060	CliftonLarsonAllen LLP	Preparation of California LLC Exception App Form 3500	1/24/2020	1,360.00

**Teach Academy of Technology****Check Register**

For the period ended January 31, 2020

Check Number	Vendor Name	Transaction Description	Check Date	Check Amount
62061	Comprehensive Therapy Associates Inc	SpEd Svcs - 09/19	1/24/2020	21,617.50
62062	Department of Justice	Fingerprint Apps- 12/19	1/24/2020	32.00
62063	Drew Hutchinson	Reimb- 12/05/19	1/24/2020	27.56
62064	Educational Data Systems, Inc.	Sales Tax on Prior Purchase	1/24/2020	11.88
62065	Fidelity Security Life	Life Ins- 01/20	1/24/2020	466.11
62066	Los Angeles Department of Building and Safety	Code Enforcement - Case #875155	1/24/2020	VOID
62067	Michael's Uniforms	Apparel	1/24/2020	9,787.01
62068	Mutual of Omaha	Life and AD&D Ins- 01/20	1/24/2020	621.76
62069	Orkin	Pest Control Svcs	1/24/2020	640.00
62070	Outfront Media LLC	Settlement- 02/20	1/24/2020	2,778.00
62071	Republic Services #902	Janitorial Svcs- 01/20	1/24/2020	824.45
62072	Republic Services #902	Janitorial Svcs- 01/20	1/24/2020	630.73
62073	Staples	Office & School Supplies	1/24/2020	8,816.88
62074	Teachers on Reserve	Sub Svcs - 12/09/19 - 12/20/19	1/24/2020	19,503.21
62075	Time Warner Cable	Communication Svcs- 12/07/20 - 02/06/20	1/24/2020	3,192.14
62076	Verizon Wireless	Communication Svcs - 11/22/19 - 12/21/19	1/24/2020	816.78
62077	Western Avenue Community Action	Gardening, Traffic Team, Cruiser Supervision, Power Wash	1/31/2020	3,985.16
62078	Master Services Plus	Relocating Furniture, Assembly of Furniture, & Repairs	1/30/2020	1,761.00
62079	A-Tech Systems	Fire Alarm Svcs- 12/19 - 02/20	1/31/2020	150.00
62080	Better 4 You Meals, Inc.	Meals - 12/19	1/31/2020	28,612.90
62081	Excel Professional Staffing Services	Sub Svcs - 12/16/19 - 12/20/19	1/31/2020	781.83
62082	Tech Verb, Inc.	MERAKI Software	1/31/2020	25,815.91
62083	Wisetel, Inc	Provide & Install CAT6 Cable	1/31/2020	8,468.13
ACH	CALPERS	TAT PERS 12/19	1/2/2020	10,050.61
ACH	CALSTRS	TAT STRS 12/19	1/2/2020	49,641.42
ACH	Lease Direct	Lease Direct	1/6/2020	15,308.49
ACH	Sterling Administration	Sterling Maintenance Fee	1/13/2020	125.00
ACH	Pacific Western Bank	Stop Payment Fee	1/15/2020	15.00
ACH	LADWP - 0000	Utilities 11/26/19-12/31/19	1/16/2020	276.26
ACH	LADWP - 7788	Utilities 11/26/19-12/31/19	1/16/2020	419.65
ACH	PlanConnect	403B Pay Date: 011520	1/16/2020	6,919.56
ACH	LADWP - 7514	Utilities 11/27/19-12/31/19	1/17/2020	59.63
ACH	LADWP - 1536	Utilities	1/17/2020	298.03
ACH	LADWP - 4653	Utilities 11/26/19-12/30/19	1/22/2020	2,460.37
ACH	LADWP - 4569	Utilities 10/28/20 - 1/3/20	1/31/2020	<u>2,775.12</u>

**Total Payments Issued in January** **\$ 532,852.47****Imprest Account**

1088	Pacific Iron Work	Fix Fence	1/15/2020	\$ 1,850.00
1089	Marlene Morales	Last 2 weeks	1/22/2020	1,092.11
1090	Marlene Morales	Severance Check	1/23/2020	1,092.11
1093	Vanguard Sanitation, Inc.	Portable Restrooms	1/30/2020	1,400.00
ACH	The Gas Company	Utilities 11/07/19 - 12/10/19	1/7/2020	<u>32.96</u>

**Total Payments Issued in January** **\$ 5,467.18**

**Teach Tech High School****Check Register**

For the period ended January 31, 2020

Check Number	Vendor Name	Transaction Description	Check Date	Check Amount
71368	FCOC Transportation	Trip To Chittick Field Long Beach- Homecoming Game 10/18/19	1/28/2020	VOID
71426	Red Hook Teach II LLC	Rent - 01/20	1/31/2020	VOID
71427	Western Avenue Community Action	Gardening, Traffic Team, Park Athletic Super, Cruiser	1/2/2020	1,939.44
71428	Master Services Plus	Remove Furniture, Strip Floors, & Wax Floors- 11/19	1/6/2020	4,200.00
71429	Amazon Capital Services	Office & School Supplies	1/8/2020	582.90
71430	Angela Jang	Reimb- 08/26/19- 11/07/19	1/8/2020	1,000.00
71431	APF fbo Edlogical Group Corp.	SpEd Svcs	1/8/2020	230.00
71432	Association of California School Administrators	Membership- 12/19	1/8/2020	123.58
71433	AT&T	Communication Svcs- 11/05/19- 12/04/19	1/8/2020	2,206.63
71434	Bay Alarm Company	Alarm Svcs- 10/30/19- 12/01/19	1/8/2020	2.13
71435	Bay Alarm Company	Alarm Svcs- 12/01/19- 03/01/19	1/8/2020	225.00
71436	Bay Alarm Company	Alarm Svcs- 12/01/19- 01/01/20	1/8/2020	941.75
71437	Claudia Lopez	Reimb- 11/30/19- 12/02/19	1/8/2020	38.59
71438	Comprehensive Therapy Associates Inc	SpEd Svcs - 11/19	1/8/2020	16,510.55
71439	December to January Transportation	Transportation to Job Fair & Soccer Game	1/8/2020	650.00
71440	FCOC Transportation	Trip To Eleanor Roosevelt HS- 11/16/19	1/8/2020	500.00
71441	Focally, LLC d/b/a Yondr	Software- 01/01/20- 06/30/20	1/8/2020	6,480.00
71442	Jestin Willard	DJ for Event at Jessie Owens Park	1/8/2020	180.00
71443	McGraw-Hill School Education Holdings, LLC	Textbooks	1/8/2020	36,580.97
71444	Michael's Uniforms	Apparel	1/8/2020	6,875.28
71445	Ontario Refrigeration	Maintenance Svcs	1/8/2020	713.00
71446	Orkin	Pest Control Svcs	1/8/2020	130.00
71447	Staples	Office & School Supplies	1/8/2020	447.28
71448	Staples	Cube Cart (3)	1/8/2020	2,741.30
71449	Teachers on Reserve	Sub Svcs- 11/11/19- 11/15/19	1/8/2020	552.65
71450	Tech Verb, Inc.	MERAKI Software	1/8/2020	21,558.77
71451	The Education Team	SpEd Svcs & Sub Svcs - 10/19 - 12/19	1/8/2020	8,716.93
71452	TPRS Books	Books	1/8/2020	270.00
71453	WM Corporate Services, Inc.	Janitorial Svcs- 12/19	1/8/2020	277.94
71454	WM Corporate Services, Inc.	Janitorial Svcs- 12/19	1/8/2020	3,447.97
71455	APF fbo Edlogical Group Corp.	SpEd Svcs	1/24/2020	230.00
71456	AT&T	Communication Svcs - 01/05/20 - 02/04/20	1/24/2020	2,206.63
71457	Bay Alarm Company	Alarm Svcs - 09/01/19 - 10/01/19	1/24/2020	803.50
71458	Better 4 You Meals, Inc.	Meals - 11/19 & Special Event Food Svcs 12/19	1/24/2020	21,335.38
71459	Maintex, Inc.	Janitorial Supplies	1/24/2020	3,310.42
71460	Michael's Uniforms	Apparel	1/24/2020	66.00
71461	Orkin	Pest Control Svcs	1/24/2020	1,268.00
71462	Partner Engineering & Science, Inc	Bond- Zoning Report	1/24/2020	2,300.00
71463	Salazar Landscaping	School Supplies	1/24/2020	512.40
71464	The Education Team	SpEd Svcs - 11/19 - 12/19	1/24/2020	4,568.63
71465	The Gas Company	Utility Svcs - 11/18/19 - 12/18/19	1/24/2020	16.59
71466	TPRS Publishing, Inc. dba Fluency Matters	Books	1/24/2020	209.14
71467	WM Corporate Services, Inc.	Janitorial Svcs - 01/20	1/24/2020	277.94
71468	WM Corporate Services, Inc.	Janitorial Svcs - 01/20	1/24/2020	2,125.21
71469	FCOC Transportation	Trip To Chittick Field Long Beach- Homecoming Game 10/18/19	1/28/2020	450.00
71470	Western Avenue Community Action	Gardening, Traffic Team, Cruiser Supervision, Power Wash	1/31/2020	2,542.66
ACH	Golden State Water Company	Utilities 11/18/19 - 12/18/19	1/10/2020	24.25
ACH	Golden State Water Company	Utilities 12/13/19 - 01/15/20	1/21/2020	160.19
ACH	Pacific Western Bank	Stop Payment	1/24/2020	15.00
ACH	Southern California Edison - 9482	Utilities 12/10/19-1/9/20	1/27/2020	<u>3,595.51</u>

## Teach Tech High School

### Check Register

For the period ended January 31, 2020

Check Number	Vendor Name	Transaction Description	Check Date	Check Amount
--------------	-------------	-------------------------	------------	--------------

**Total Payments Issued In January**    **\$ 164,140.11**

#### *Imprest Account*

1105	Peterann Lyon	New Cell Phone	1/21/2020	\$ 187.00
1111	Lomeli's Restaurant	Winter Formal	1/3/2020	1,340.61
1114	Fantasea Yachts	Prom	1/23/2020	<u>5,000.00</u>

**Total Payments Issued In January**    **\$ 6,527.61**

**Teach Preparatory Mildred S. Cunningham & Edith H. Morris Elementary School****Check Register**

For the period ended January 31, 2020

Check Number	Vendor Name	Transaction Description	Check Date	Check Amount
10128	Maria Pimienta	Reimb- 09/14/19- 09/18/19	1/28/2020	VOID
10185	Western Avenue Community Action	Traffic Team & Cruiser	1/2/2020	1,804.66
10186	Diaz Locksmith	Key & Lock Svcs	1/6/2020	1,560.56
10187	A B Print	Printing Svcs	1/8/2020	1,047.00
10188	Amazon Capital Services	Office Supplies	1/8/2020	33,924.00
10189	AVID Center	National Conference Registration	1/8/2020	695.00
10190	Bay Alarm Company	Alarm Svcs	1/8/2020	139.20
10191	Bay Alarm Company	Alarm Svcs- 12/01/19- 01/01/20	1/8/2020	295.00
10192	Bay Alarm Company	Alarm Svcs- 12/01/19- 03/01/20	1/8/2020	195.00
10193	Bay Alarm Company	Client Analysis Svcs Fee	1/8/2020	4.55
10194	Better 4 You Meals, Inc.	Meals- 08/19 & 09/19	1/8/2020	5,145.17
10195	Comprehensive Therapy Associates Inc	SpEd Svcs - 09/19 - 11/19	1/8/2020	1,423.75
10196	Hess & Associates, Inc	STRS/PERS Reporting Qtr 1 FY 2019-20	1/8/2020	382.50
10197	Maintex, Inc.	Janitorial Supplies	1/8/2020	486.91
10198	Matthew Cruz	Trauma Informed Practices	1/8/2020	822.00
10199	McGraw-Hill School Education Holdings, LLC	Textbooks	1/8/2020	219.50
10200	Michael's Uniforms	Apparel	1/8/2020	1,549.97
10201	Orkin	Pest Control Svcs	1/8/2020	190.40
10202	PRN Nursing Consultants LLC	Audio & Vision Screenings- 10/21/19	1/8/2020	1,502.00
10203	Staples	Office Supplies	1/8/2020	320.35
10204	Teachers on Reserve	Sub Svcs- 10/19 - 12/19	1/8/2020	6,476.53
10205	Tech Verb, Inc.	MERAKI Software & installation	1/8/2020	34,213.17
10206	The Education Team	SpEd Svcs - 10/19 - 12/19	1/8/2020	3,272.36
10207	Time Warner Cable	Communication Svcs- 11/25/19- 12/24/19	1/8/2020	114.98
10208	Better 4 You Meals, Inc.	Meals - 11/19 & 12/19	1/24/2020	25,682.24
10209	CBE	Copier Lease- 11/19 - 01/20	1/24/2020	845.56
10210	First Book	Books	1/24/2020	342.99
10211	Maintex, Inc.	Supersoaker Mat 4X20 & Office Supplies	1/24/2020	1,628.49
10212	Ontario Refrigeration	Maintenance Svcs - 12/13/19 - 12/15/19	1/24/2020	859.79
10213	Orkin	Pest Control Svcs	1/24/2020	95.20
10214	Partner Engineering & Science, Inc	Bond- Zoning Report	1/24/2020	1,150.00
10215	Red Hook Teach 3 LLC	Rent - 02/20	1/24/2020	33,166.67
10216	The Education Team	SpEd Svcs - 12/09/19 - 12/19/19	1/24/2020	2,052.03
10217	Maria Pimienta	Reimb- 09/14/19- 09/18/19	1/28/2020	162.93
10218	Western Avenue Community Action	Traffic Team, Cruiser Supervision, Power Wash/ Trash Remov.	1/31/2020	2,656.66
ACH	CALSTRS	TES STRS 12/19	1/2/2020	9,815.02
ACH	Pacific Western Bank	Stop Payment	1/24/2020	15.00

**Total Payments Issued In January** **\$ 174,257.14****Imprest Account**

1506	Community Build	MLK Booth	1/22/2020	\$ 150.00
------	-----------------	-----------	-----------	-----------

**Total Payments Issued In January** **\$ 150.00**

## Teach Public Schools

### Check Register

For the period ended January 31, 2020

Check Number	Vendor Name	Transaction Description	Check Date	Check Amount
81083	Mango Marketing LTD at PLMR	Redesigning Brochure	1/28/2020	VOID
81180	AT&T	Communication Svcs	1/8/2020	398.49
81181	Bay Alarm Company	Alarm Svcs- 12/01/19- 03/1/20	1/8/2020	236.25
81182	Bay Alarm Company	Alarm Svcs- 12/01/19- 03/01/20	1/8/2020	105.00
81183	Bay Alarm Company	Alarm Svcs- 12/01/19- 03/01/20	1/8/2020	330.75
81184	Charter Impact, Inc.	Management & Svc Fees- 10/19- 11/19	1/8/2020	2,107.55
81185	Enrique Robles	Reimb- 12/02/19- 12/03/19	1/8/2020	104.05
81186	Frank Williams	Reimb- 12/02/19- 12/06/19	1/8/2020	82.53
81187	Los Angeles County Office of Education	Professional Development Workshop- 11/05/19	1/8/2020	100.00
81188	Maria Pimienta	Reimb - 12/01/19- 12/16/19	1/8/2020	191.50
81189	Matthew Brown	Reimb- 12/02/19- 12/06/19	1/8/2020	93.99
81190	Orkin	Pest Control Svcs	1/8/2020	82.00
81191	Pacific Business Technologies North	Copier Lease- 10/20/19- 11/20/19	1/8/2020	398.03
81192	Staples Business Credit	Shelves	1/8/2020	878.98
81193	Young, Minney & Corr LLP	Legal Svcs Through 11/30/19 - Bond	1/8/2020	20,082.15
81194	Franchise Tax Board	Confidential #47 1/15/2020	1/15/2020	87.50
81195	Franchise Tax Board	Confidential #98 1/15/2020	1/15/2020	712.98
81196	Association of California School Administrators	Membership- 01/20	1/24/2020	123.58
81197	AT&T	Communication Svcs	1/24/2020	403.07
81198	Charter Impact, Inc.	Payroll Svcs- 12/19	1/24/2020	1,271.75
81199	Graziadio Family Development	Rent & NNN Charges - 02/20	1/24/2020	10,442.56
81200	Matthew Brown	Reimb - 12/26/19 - 01/15/20	1/24/2020	260.72
81201	Pacific Business Technologies North	Copier Lease - 11/20/19 - 12/20/19	1/24/2020	273.75
81202	Staples	Office Supplies	1/24/2020	78.65
81203	Franchise Tax Board	Cofidential #47 1/31/2020	1/31/2020	87.50
81204	Franchise Tax Board	Confidential #98 1/31/2020	1/31/2020	712.98
ACH	Southern California Edison	Utilities 11/19/19 - 12/19/19	1/3/2020	1,107.20
ACH	Stamps.com	Stamps.com	1/6/2020	17.99
ACH	Officebooks.com	Officebooks.com	1/7/2020	9.00
ACH	TR Trading Company	Traffic & Exit Signs, power Plug, & Table	1/7/2020	1,010.69
ACH	TR Trading Company	Furniture	1/7/2020	2,102.40
ACH	TR Trading Company	Office furniture	1/10/2020	2,586.39
ACH	Golden State Water Company - 1244	Utilities 11/19/19 - 12/18/19	1/10/2020	16.92
ACH	Golden State Water Company	Utilities 11/19/19 - 12/18/19	1/10/2020	24.11
ACH	Golden State Water Company	Utilities 11/19/19 - 12/18/19	1/10/2020	42.29
ACH	Golden State Water Company - 3716	Utilities 11/19/19 - 12/18/19	1/10/2020	197.97
ACH	U.S. Postal Service	Stamps	1/13/2020	100.00
ACH	Pollo Loco	TAT - Staff Lunch	1/13/2020	319.72
ACH	Home Depot	Repair Supplies	1/13/2020	453.68
ACH	U.S. Postal Service	USPS Stamps	1/15/2020	220.00
ACH	Pacific Western Bank	BEB Monthly	1/15/2020	115.00
ACH	Food4Less	Snacks, Drinks, Dip	1/16/2020	46.58
ACH	Employment Development Department	State Tax Pmt SDI & CA PIT Pay Date: 011520	1/16/2020	7,629.38
ACH	Employment Development Department	State Tax Pmt UI Pay Date: 011520	1/16/2020	9,167.26
ACH	Internal Revenue Service	Fed Tax Pmt Pay Date:011520	1/16/2020	25,527.69
ACH	California State Disbursement Unit	Wage Garnishment Pay Date: 011520	1/17/2020	571.50
ACH	Food4Less	Food 4 Less	1/21/2020	39.70
ACH	Little Caesars	Pizza for Dec. door contest winners	1/21/2020	87.60
ACH	U.S. Postal Service	USPS	1/21/2020	250.00
ACH	Amazon	Amazon Prime	1/23/2020	14.22
ACH	Red Lobster	Red Lobster	1/23/2020	119.96

## Teach Public Schools

### Check Register

For the period ended January 31, 2020

Check Number	Vendor Name	Transaction Description	Check Date	Check Amount
ACH	California Department of Tax and Fee Administration	Use Tax Q4 2019	1/23/2020	69.00
ACH	Pacific Western Bank	Stop Payment	1/24/2020	15.00
ACH	U.S. Postal Service	Stamps	1/27/2020	300.00
ACH	Home Depot	Repair Supplies & Tools	1/27/2020	3,072.66
ACH	Internal Revenue Service	Fed Tax Pmt SS Pay Date:063019	1/27/2020	285.12
ACH	Internal Revenue Service	Fed Tax Pmt SS Pay Date: 033119	1/27/2020	1,822.46
ACH	Pacific Western Bank	Stop Payment	1/28/2020	15.00
ACH	Food4Less	Food 4 Less	1/29/2020	58.23
ACH	Home Depot	Home Depot	1/29/2020	602.74
ACH	Subway	Subway	1/30/2020	52.48
ACH	Subway	Classic Combo Sub Platter	1/30/2020	79.98

**Total Payments Issued in January**     **\$ 97,796.23**



**TEACH Inc.,  
60-Day Compliance Calendar  
January 31, 2020**

Area	Due Date	Description	Completed By	Board Must Approve	TEACH Signature Needed?	Links and Additional Info
DATA	Feb-01	School Accountability Report Card - All public schools in California are required to prepare an annual SARC (2018/19). SARCs are intended to provide the public with important information about each public school and to communicate a school's progress in achieving its goals. EC Section 35256 requires LEA governing boards to approve SARCs for publications.	TEACH	Yes	No	<a href="http://www.cde.ca.gov/ta/ac/sa/">http://www.cde.ca.gov/ta/ac/sa/</a>
FINANCE	Feb-15	Board of Equalization Property Tax Exemption - Property used exclusively for public schools, community colleges, state colleges, and state universities is exempt from property taxation (article XIII, section 3, subd. (d), Revenue and Taxation Code section 202, subd. (a)(3)). The property is exempt from taxation on the basis of its exclusive use for public school purposes. If the property is not owned by the public school, the owner of the property is required to file a claim for the Lessor's Exemption. If the owner of the property does not claim the exemption, the public school may file the Public School Exemption claim.	Charter Impact	No	Yes	<a href="https://www.boe.ca.gov/proptaxes/lessor_exemption.htm">https://www.boe.ca.gov/proptaxes/lessor_exemption.htm</a>
FINANCE	Feb-20	Certification of the First Principal Apportionment - The Principal Apportionment includes funding for the Local Control Funding Formula, the primary source of an LEA's general purpose funding; Special Education (AB 602); and funding for several other programs. The First Principal Apportionment (P-1), certified by February 20, is based on the first period data that LEAs report to CDE in November through January. P-1 supersedes the Advance Apportionment calculations and establishes each LEA's monthly state aid payment for February through May.	Charter Impact	No	Yes	<a href="https://www.cde.ca.gov/fg/aa/pa/">https://www.cde.ca.gov/fg/aa/pa/</a>
FINANCE	Feb-26	E-Rate FCC Form 470 Due date (FY2020) - To requests bids for service, applicants certify an FCC Form 470 in the E-rate Productivity Center (EPC). This is a formal process to identify and request the products and services you need so that potential service providers can review your requests and submit bids. The FCC Form 470 must be certified in EPC at least 28 days before the close of the filing window. February 26, 2020 is the deadline to certify an FY2020 FCC Form 470 and still be able to certify an FCC Form 471 within the FY2020 filing window.	TEACH	No	No	<a href="https://www.usac.org/sites/default/files/2019-12/fcc-form-470-filing-guide-2020.pdf">https://www.usac.org/sites/default/files/2019-12/fcc-form-470-filing-guide-2020.pdf</a>

**TEACH Inc.,  
60-Day Compliance Calendar  
January 31, 2019**

Area	Due Date	Description	Completed By	Board Must Approve	TEACH Signature Needed?	Links and Additional Info
FINANCE	Feb-28	Consolidated Application (ConApp) reporting - Winter - The ConApp is used by the CDE to distribute categorical funds from various state and federal programs to county offices, school districts, and direct-funded charter schools throughout California. The winter release is submitted in January of each year and contains the LEA's entitlements for each funded program.	Charter Impact	Yes	No	<a href="https://www.cde.ca.gov/fg/aa/co/cars.asp">https://www.cde.ca.gov/fg/aa/co/cars.asp</a>
FINANCE	Feb-28	Every Student Succeeds Act Per-Pupil Expenditure Application -The Elementary and Secondary Education Act of 1965 (ESEA), as reauthorized by the Every Student Succeeds Act (ESSA), requires state educational agencies (SEAs) and their local educational agencies (LEAs) to prepare and publish annual report cards that contain specified data elements, including LEA and school-level per-pupil expenditures (PPE).	Charter Impact	No	No	<a href="https://www3.cde.ca.gov/essars">https://www3.cde.ca.gov/essars</a>
DATA	Mar-20	CALPADS - Fall 2 amendment deadline - Please be mindful that Level-2 certification within CALPADS means that these data have been reviewed and approved by your superintendent or IRC administrator. Failure to properly review and amend these data in CALPADS within the allotted amendment window will result in the improper certification of official Fall 2 data within CALPADS, which can impact a number of things, including LCFF funding, student course enrollments, staff assignments and English learner education services.	TEACH	No	No	<a href="https://www.cde.ca.gov/ds/sp/cl/rptcalendar.asp">https://www.cde.ca.gov/ds/sp/cl/rptcalendar.asp</a>
FINANCE	Mar-25	E-Rate FCC Form 471 Due date (FY2020) - To apply for program discounts, applicants file an FCC Form 471 in EPC to provide USAC with information about the services they are requesting and the discount(s) for which they are eligible. The FCC Form 471 must be certified by March 25, 2020.	TEACH	No	No	<a href="https://www.usac.org/sites/default/files/form471">https://www.usac.org/sites/default/files/form471</a>

## Coversheet

### CLA Audit Engagement Letter Fiscal Year Ending July 2020

<b>Section:</b>	III. ITEMS SCHEDULE FOR INFORMATION & POTENTIAL ACTION
<b>Item:</b>	C. CLA Audit Engagement Letter Fiscal Year Ending July 2020
<b>Purpose:</b>	Vote
<b>Submitted by:</b>	
<b>Related Material:</b>	CliftonLarson TEACH Inc. PROPOSAL.pdf Please_DocuSign_Teach_20EL.pdf



August 21, 2017



**Proposal to provide  
Independent professional audit services to:**

**TEACH  
Public Schools**

*Prepared by:*

**Derrick DeBruyne, CPA, CFE, Principal**  
Derrick.DeBruyne@CLAconnect.com  
direct 626-857-7300 | fax 626-857-7302



WEALTH ADVISORY | OUTSOURCING | AUDIT, TAX, AND CONSULTING

Investment advisory services are offered through CliftonLarsonAllen Wealth Advisors, LLC, an SEC-registered investment advisor.



CliftonLarsonAllen LLP  
2210 E. Route 66  
Glendora, CA 91740  
626-857-7300 | fax 626-857-7302  
CLAconnect.com

August 21, 2017

Mr. Matthew Brown  
Chief Operating Officer  
TEACH Public Schools  
10000 S. Western  
Los Angeles, CA 90047

Dear Mr. Brown:

We are very excited about the opportunity to propose our professional services to TEACH Public Schools, (TEACH). We believe CliftonLarsonAllen LLP (CLA) is uniquely qualified to understand the needs and challenges facing TEACH now and into the future. The enclosed proposal responds to your request for professional audit services for 3 fiscal year(s) ending June 30, 2018, 2019, and 2020.

We are confident our proposal not only addresses your requirements in a professional services firm, but also demonstrates our strong capabilities in serving charter schools similar to that of TEACH, developed during our more than 20 years of experience serving charter schools since their inception, as well as our more than 60-year history of working with nonprofit organizations.

CLA is focused on delivering an exceptional level of knowledge, insight, and industry experience. As our clients' most trusted business advisor, we:

- Take a genuine interest in your opportunities and challenges.
- Proactively work with you to develop strategies based on a deep understanding of your business and industry.
- Address your organization's financial challenges through our national and local resources.
- Continually strive to better your organization, the nonprofit industry, the communities in which we work and live, the accounting profession, and ourselves.

We are eager to work with you and welcome the chance to present our proposal to the audit committee, board of directors, or entire management team. If you have any questions about our offerings, please do not hesitate to contact me via the information below.

Sincerely,

**CliftonLarsonAllen LLP**

A handwritten signature in black ink, appearing to read 'Derrick DeBruyne'.

Derrick DeBruyne, CPA, CFE  
Principal  
direct 626-857-7300  
Derrick.DeBruyne@CLAconnect.com



## TABLE OF CONTENTS

<b>Executive Summary</b>	<b>1</b>
Why should TEACH Public Schools choose CLA?	1
Understanding your needs	1
<b>Firm Overview</b>	<b>3</b>
<b>Understanding Your Industry</b>	<b>6</b>
Charter school and nonprofit experience	6
Presence in the charter school industry	7
Engagement team experience	10
Continuity of service	12
<b>References</b>	<b>13</b>
<b>Professional Fees</b>	<b>14</b>
<b>Additional Information</b>	<b>16</b>
Management advisory experience	16
Accounting standards experience	16
Specialized certifications	16
<b>Service Approach</b>	<b>17</b>
Audit approach	18
Tax compliance approach	21
<b>Broader Capabilities of CLA</b>	<b>23</b>
<b>Appendix</b>	<b>24</b>
Quality control and peer review report	24
Engagement team resumes	27



## EXECUTIVE SUMMARY

### Why should TEACH Public Schools choose CLA?

To be candid, we can probably agree that there are many firms that can provide professional audit services. So, undoubtedly one of the most critical questions you need to answer as part of this process is “why?” Why should TEACH choose one firm over any other firms that could perform your independent audit compliance requirements?

Our combination of industry specialization, integrated approach, thought leadership, and enterprise excellence are the foundation that allows us to make a difference in our clients’ ability to meet their missions. It creates a noticeably different experience for the clients we serve – whether that service is an audit, tax return, consulting engagement, or any other service.

#### *Fresh perspective*

By engaging CLA, TEACH will benefit from a fresh look at its business, systems, and processes.

#### *Specialized industry practices*

Our professionals are immersed in your field. Those selected to serve you are not just accounting practitioners; they have significant exposure, training, and knowledge working with charter schools. We strive to develop a two-way advisory relationship to provide assistance to you throughout the year, rather than just during the audit. Overall, we commit to providing TEACH with experienced professionals.

#### *Dedication to training on charter school-specific matters*

We are dedicated to providing training, conferences, position papers, and other educational opportunities specifically related to charter schools. We identified a need to provide finance-related training to board members, management, and other key financial employees, and provide charter school specific learning.

#### *Enterprise excellence*

We have a goal of exceeding expectations. We call this “enterprise excellence,” which means looking for ways to improve the outcome and experience of our clients and demanding high quality in everything we do. The value to TEACH will be to engage a firm that believes going above and beyond expectations is the appropriate level of accepted performance!

### Understanding your needs

We can provide the following services:

- Annual audit to be completed in compliance with the established timeline, including communication of audit results to management, the audit committee, and board of directors.
- Meetings with the audit committee and board of directors, as requested.
- Prepare tax filings for TEACH and each of the Supporting Organizations, including Form 990.
- Year round audit and tax consultation service, including presentation of emerging issues related to charter schools and the nonprofit industry to management and the audit committee as they arise.
- Build a relationship with a firm with deep industry experience and capabilities that align with TEACH’s mission.



- The capability to be a knowledgeable resource related to various industry, tax, compliance, and other matters.
- A tailored, integrated, and efficient approach to all services and deliverables, including audit and any special projects that may be requested.
- Consistent receipt of timely, professional work products.
- Receiving value beyond a delivered financial statement and a management letter.
- A consistent team of professionals with experience and high levels of principal and manager involvement.
- Proactive and communicative organization of the audit process to prevent a crisis at the last minute.
- We will file one copy of each audit report with each of the following agencies:
  - California Department of Education
  - Controller of State of California
  - Los Angeles County Office of Education
  - Inglewood Unified School District

***In summary, our greatest strength is our people who truly believe they can make a difference.***

If TEACH is looking for greater value from their annual professional audit services, then our dedicated industry professionals who are driven to impact the economic challenges of charter schools, and the future of charter schools makes CLA a top firm for TEACH.





## FIRM OVERVIEW

CLA is a national professional services firm delivering integrated wealth advisory, outsourcing, and public accounting capabilities to help enhance our clients' enterprise value and assist them in growing and managing their related personal assets — all the way from startup to succession and beyond.

**The CLA Promise**

Our interactions with you are designed to support your goals and dreams and impact your success.



Our professionals are immersed in the industries they serve and have specialized knowledge of their operating and regulatory environments. With 5,000 people, more than 100 U.S. locations, and a global affiliation, we bring a wide array of solutions to help clients in all markets, foreign and domestic.



## What makes us different?



You can depend on CLA for several uncommon advantages:

### ***Deep industry specialization***

Our people are industry practitioners first and foremost. You will work with professionals who know you, your charter school, and the charter school industry — and combine their knowledge with yours to make you stronger.

### ***Seamless, integrated capabilities***

We offer planning and guidance from startup through succession, with particular care for you and your charter school's leaders. Our people connect with a vast network of resources behind the scenes — seamlessly presented and delivered for you.

### ***Premier resource for charter schools and their stakeholders***

Entrepreneurs, including those in charter schools, are the backbone of our economy. We place you — personally — at the core of our strategic focus because enabling your success means a better world for all of us.

### ***THE career building firm***

Our professionals are personally invested in your success, you will work with entrepreneurial people with the freedom and agility to serve you rather than merely perform obligatory functions.

For more information about CLA, visit [CLAconnect.com/aboutus](http://CLAconnect.com/aboutus).



**Range of activities:** CLA's Glendora, California office provides a full range of accounting and consulting services, including audit, tax preparation and planning, budgeting and analysis, revenue enhancement, interim controllers, internal control and fraud prevention, facilities planning and accounting, accounting software systems, and several other services to multiple industries, including charter schools.

CLA is different from other national professional service firms in its size and focus on serving nonprofit organizations and privately-held businesses and individuals first. Where other firms are aligned geographically, we align our professionals by the industries they choose to serve – it is their choice and their passion for an industry which drives that choice. For the TEACH, this means dedicated charter school knowledge and resources and the high retention in engagement staffing that accrues from allowing our professionals to choose the industries they want to work with. Our focus on nonprofits across our firm provides you the depth and capacity to serve you.

### Service office location and contact information

TEACH Public Schools will be served from the Glendora, California office located at:

CliftonLarsonAllen LLP  
2210 E. Route 66  
Glendora, CA 91740  
626-857-7300 | fax 626-857-7302

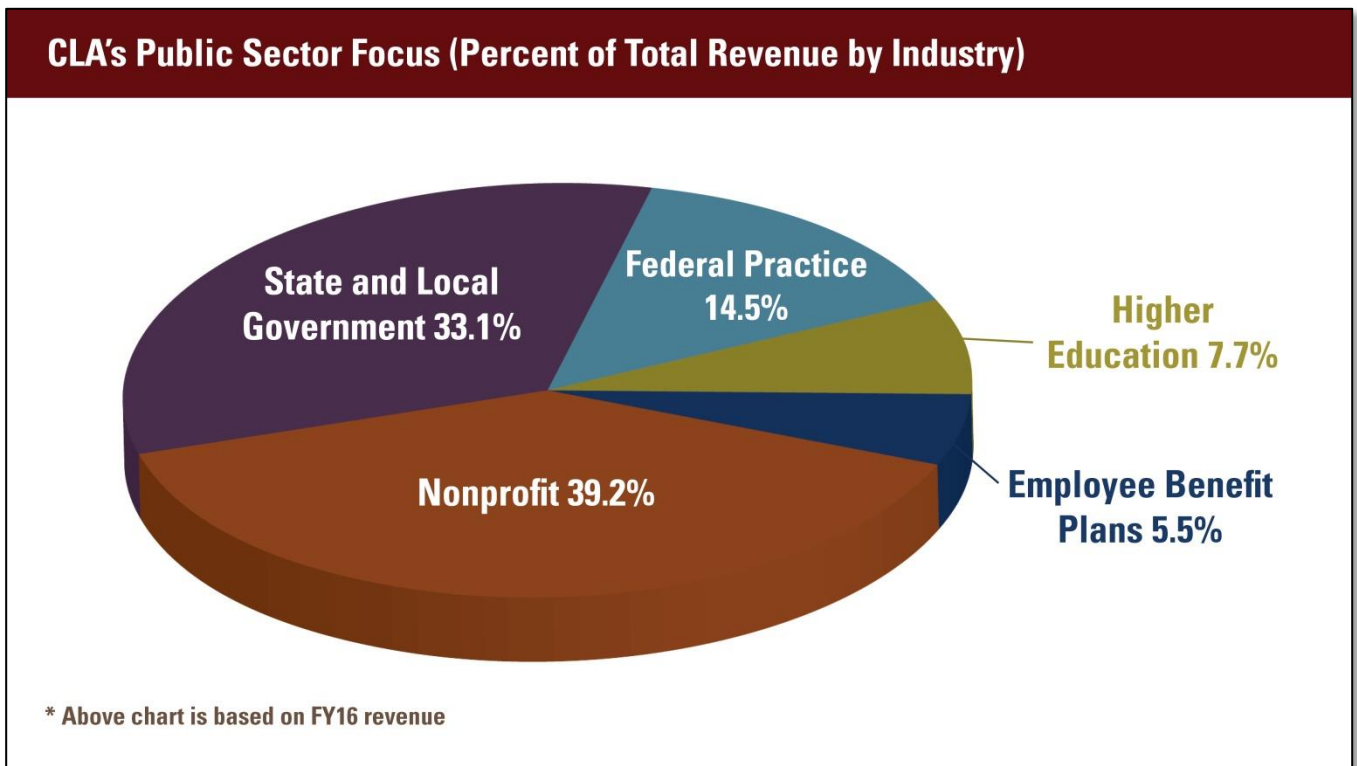


# UNDERSTANDING YOUR INDUSTRY

## Charter school and nonprofit experience

Charter schools are a dynamic, unique area of accounting and require constant attention and monitoring. Our knowledge of your industry is crucial to offering actionable strategies. As a firm with more than 60 years of experience, we possess an exhaustive understanding of your challenges and are able to respond promptly and effectively to help meet them. We are leaders in serving a large number of nonprofit organizations, including charter schools.

Nationwide, CLA serves more than 6,000 nonprofit organizations, including in excess of 300 charter schools. These organizations have operating budgets ranging from less than \$1 million to more than \$300 million. These organizations' assets range from \$1 million to more than \$4 billion; and our public pension plan and federal governments to more than \$1 trillion. Therefore, CLA has extensive experience providing audit, tax, and consulting services to nonprofits and charter schools of all sizes across the United States.



### What's important to you?

TEACH will be served by CLA's dedicated charter school group, a team focused on providing high-quality accounting, auditing, tax, and other services to charter schools like TEACH. The ultimate goal is to reach a conclusion on the critical processes and develop an audit plan that supports the risks identified through this process.



## Presence in the charter school industry

CLA's Glendora, California office has built an excellent reputation as being committed to providing top quality audit, accounting, and consulting services to our charter school clients. We are experienced in the business of charter schools and currently audit more than 300 charter schools nationwide. The following is a partial list of our current charter school clients:

### Charter Management Organizations:

- ACE Charter Schools
- Alpha Public Schools
- Alta Public Schools
- Bright Star Schools
- Caliber Schools
- California Montessori Project
- Camino Nuevo Charter Academy
- City Charter School
- Connections Academy
- Education for Change
- Encore Education Corporation
- Envision Schools
- Fenton Charter Public Schools
- Grimmway Academy
- ICEF Public Schools
- iLEAD Schools
- Imagine Schools
- KIPP Bay Area Schools
- KIPP LA Schools
- KIPP Memphis
- Leadership Public Schools
- Los Angeles Leadership Academy
- Method Schools
- Navigator Public Schools
- New Academy
- Options for Youth
- Rocketship Education
- Rocky Mountain Preparatory Schools
- Summit Public Schools
- Synergy Academies
- Tracy Learning Center
- Voices College-Bound Language Academy
- YPI Public Schools

### Standalone Schools:

- Arts in Action Community Charter School
- Bayview Academy of Monterey
- Birmingham Community CHS
- Bullis-Purissima Elementary School
- Casa Ramona Technology Academy
- Community Roots Academy
- Discovery Charter Prep School
- DesignTech High School
- East Oakland Leadership Academy
- El Camino Real Charter High School
- Gold Rush Home Study Charter
- Ivy Academia
- James Jordan Middle School
- Jefferson RISE
- Journey School
- Laureate Academy
- KIPP Adelante
- Mare Island Technology Academy
- Natomas Charter School
- North Oakland Community Charter School
- Novato Charter School
- Oasis Charter Public School
- Orange County High School of Arts
- Shasta Secondary Home School
- SOAR Academy
- Sophie B. Wright Charter School
- Sunrise Middle School
- Twin Rivers Charter School
- Westlake Charter School

### Industry participation

CLA actively supports industry education as a thought leader and industry speaker. Our firm focuses on supporting the educational needs of the industry through nationally sponsored trade events. Our team of charter school professionals is sought after, both as educators and as experienced speakers who are invited to speak and teach at major professional events by leading trade associations.



Our assurance and advisory principals are national leaders on several standard-setting bodies. Several have assisted with the writing of the American Institute of Certified Public Accountants (AICPA) practice and audit guides specifically for nonprofit organizations, chaired technical boards, and lead state CPA organizations. Many of our professionals gather client thoughts and submit responses to the Financial Accounting Standards Board (FASB). As participants in these state and national standard-setting bodies, our professionals are on the cutting edge of new developments that affect you. Our work in these emerging areas gives you an advantage in planning ahead. A representative list of industry organizations and regulatory bodies that our charter school and nonprofit services team members are active in includes:

- American Institute of Certified Public Accountants
  - Board of Directors
  - Nonprofit Entities Expert Panel
  - Nonprofit Financial Executive Forum
  - Employee Benefit Plan Audit Quality Center Executive Committee
  - Employee Benefit Plans Expert Panel
  - Employee Benefits Tax Technical Resource Panel
  - Governmental Audit Quality Center Executive Committee
  - Health Care Entities Expert Panel
- Association of School Business Officials (ASBO)
- Association of California School Administrators (ACSA)
- California Charter Schools Association (CCSA)
- California Association of School Business Officials (CASBO)
- California School Boards Association (CSBA)
- Charter Schools Development Center
- Coalition for Adequate School Housing (C.A.S.H.)
- Center for Nonprofit Advancement (CNA)
- Exempt Organization Sub-Committee
- Financial Accounting Standards Board
  - Not-for-Profit Resource Group
- InsideNGO (formerly The Association of PVO Financial Managers)
- IRS Advisory Council on Tax Exempt and Government Entities (ACT)
- National Alliance for Public Charter Schools
- National Association of Charter School Authorizers (NACSA)
- National Association of Professional Women
- State Government Accounting Committee
- The Center for Association Leadership (Center)
- Western Association of College and University Business Officers (WACUBO)

### ***Thought leadership and industry information***

CLA goes beyond the numbers and offers value-added strategies. Rest assured, you will hear from us throughout the year. We send periodic email publications and host webcasts to keep clients and friends of the firm informed of relevant industry updates. Below are just a few of the resources we offer.

- ***Market and Economic Outlook*** - A quarterly publication that analyzes global economic conditions and market activity and what it means to individual investors.



- **Nonprofit Perspectives** - A periodic enewsletter providing news, tips, strategies, insights, and updates on regulatory and industry issues as well as subjects relevant to private clients (e.g., personal finances, estate planning, investment planning). The April 20, 2017 issue includes articles on:
  - *CLA Talks Video: What Associations Can Learn From the Sharing Economy*
  - *Markets Positive as Fed Rates Rise, Confidence and Manufacturing Grow*
  - *CLA Foundation Changes Lives With \$749,000 in Awards for 2016*
- **National Industry Webcasts** - Web-based seminars designed to provide information on upcoming industry trends, accounting, tax, risk, and other issues in either the accounting or the nonprofit industry. These webcasts are free to clients and provide CPE credit to attendees. Recent webcasts included:
  - *Improving Your Federal Grant Compliance Program*
  - *New FASB Update for Not-for-Profits*
- **Speaking Engagements and Workshops** - We share our industry knowledge and experience by presenting at national, regional, and local events, as well as hosting our own industry events in various markets. We provide quality insight and education in the areas of improving profitability, reducing risk, building business value, and planning for succession.
- **Recent industry articles** - In addition to our direct participation with national organizations, CLA has had numerous articles published by our nonprofit industry professionals.
- **In-person events** - Annual economic, capital markets, and tax outlook seminars are presented by local professionals and CliftonLarsonAllen Wealth Advisors, LLC investment committee members.

Investment Advisory Services are offered through CliftonLarsonAllen Wealth Advisors, LLC, an SEC-registered investment advisor.

You can review our most current published articles, can register for our webcasts and find our extensive resource library on our website, [CLAconnect.com](http://CLAconnect.com).

### **Leaders in performing single audits**

**We realize that TEACH receives federal funds but may not be subject to a single audit;** however we have included the table below as an example of CLA's quality infrastructure for meeting the most stringent regulatory requirements in the nonprofit and government sectors. This means you can be confident in the quality audit infrastructure at CLA. Compliance with these standards is in addition to our internal inspections and multiple clean opinions we have received in reviews by an independent peer review firm, PCAOB, and the Department of Labor.

**CLA performs the largest number of single audits in the United States! We audited more than \$27.3 billion dollars in federal funds in 2015.**







\*The information for the firms above was obtained from the Federal Audit Clearinghouse for audits with fiscal year ends from January 1, 2015 – December 31, 2015.

\*Includes 58 single audits performed by Vicenti in 2015

Because we audit so many governmental entities, we are familiar with every federal grant that charter schools may receive and will perform a high quality audit in accordance with the Uniform Guidance (UG). Our designated single audit group stays current on all issues related to federal awards and the impact they may have on your single audit.

### Knowledge of emerging developments

We take a very proactive approach related to new FASB pronouncements. We routinely review pronouncements in the exposure draft stage to determine their effect on our clients. When indicated, we work with clients and other organizations to help develop responses. We review final pronouncements and discuss the impact of them with clients well in advance of the implementation of the pronouncements or changes in regulations.

### Engagement team experience

An experienced engagement team has been aligned to provide the most value to your organization. The following team members have performed numerous engagements of this nature and will commit the resources necessary to provide top quality service throughout the engagement. Following are our proposed management team members:

The most important resource any business has is people — the right people.

Engagement Team	Title	Role	Years of Experience
Derrick DeBruyne, CPA, CFE	Principal	Client and engagement principal	14
Marlen Gomez, CPA	Director	Director	7





## Roles and responsibilities

### *Audit engagement principal*

The engagement principal is your main contact throughout the audit engagement and is responsible for planning, supervising the audit staff, reviewing the work performed, and attending client and exit conferences. The engagement principal provides:

- Performance of more complicated audit procedures
- Work that is performed to your expectations
- A review of the key areas and reports
- Access to appropriate knowledge within the firm for you
- Prompt responses to all your requests for services
- Coordination of all services to TEACH
- Your awareness of and access to our available services

### *Engagement quality control review principal*

An independent quality control principal reviews the financial statements, auditors' reports, and key audit areas.

### *Director*

The director will be responsible for the overall administration of the audit and will supervise assigned staff members.

### *In-charge*

The in-charge is responsible for the overall audit process, from planning to final report, and for making sure the work is performed to your satisfaction, needs, and timing. The in-charge will:

- Perform most of the detailed fieldwork
- Supervise and assist audit staff personnel who perform fieldwork
- Be on-site for the majority of the engagement
- Direct planning and execution efforts with regard to the audit
- Assist TEACH personnel with technical issues as they arise
- Conduct final reviews of management letters and reports with TEACH personnel

### *Additional staff*

We will assign additional staff to your engagement based on your needs and their experience providing services to nonprofit organizations. We expect the staff that will be assigned to your team will be primarily from our Glendora, California office and will be personnel who have selected nonprofits as their industry focus at CLA.

All management team members assigned to your audit engagement team will hold a CPA designation. Additional staff will hold a minimum of a bachelor's degree from an accredited university, be a licensed CPA or CPA candidate and will be closely managed by one or more of the individuals listed above.

### *National nonprofit and foundation resources*

You will have access to a number of additional national nonprofit resources if needed.

Detailed biographies are available in the Appendix of this proposal.

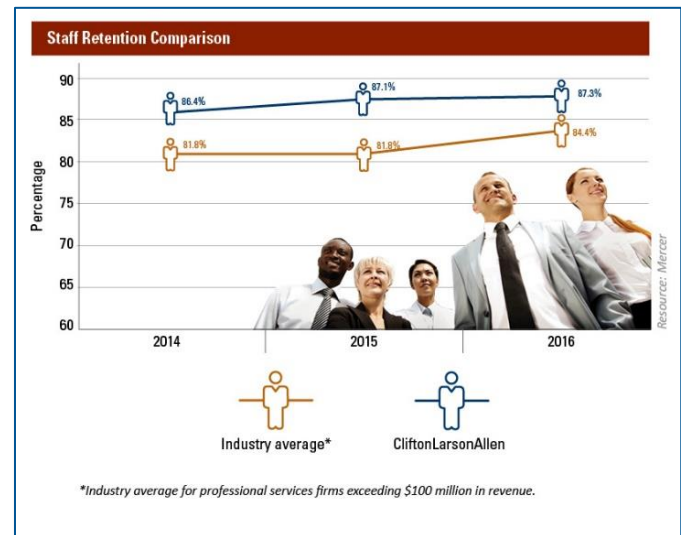


## Continuity of service

We are committed to providing continuity throughout this engagement. It is our policy to maintain the same staff throughout an engagement, providing maximum efficiency and keeping the learning curve low. We are also flexible in exploring alternative strategies to non-mandatory rotation policies.

In any business, however, turnover is inevitable. When it happens, we will provide summaries of suggested replacements and will discuss re-assignments prior to finalizing. We have an adequate number of qualified staff members to provide TEACH with top service over the term of the engagement.

CLA is committed to maintaining high staff retention rates, which we believe are a strong indicator of service quality. Continuity results in increased efficiency and quality because staff assigned to the engagement will not have to go through a learning curve with annual engagements or each new project. Client staff spends less time orienting the engagement team, and more time working toward goals. With a solid, steady engagement team, each year brings the additional benefits of trust and familiarity. High retention rates also indicate that our staff members have the resources they need to perform their tasks and maintain a positive work/life balance.



## Firm licensing

<Y:\CLA Common\Administrative\Market Solutions\Share\CLA Proposals\~Content Library-Templates\1-Firm-General\License to Practice>

## Firm independence

<Y:\CLA Common\Administrative\Market Solutions\Share\CLA Proposals\~Content Library-Templates\1-Firm-General\Independence-Firm>

<Y:\CLA Common\Administrative\Market Solutions\Share\CLA Proposals\~Content Library-Templates\1-Firm-General\Independence-Staff>

## Insurance information

<Y:\CLA Common\Administrative\Market Solutions\Share\CLA Proposals\~Content Library-Templates\1-Firm-General\Insurance-Copy Block>

## Peer Review

<Y:\CLA Common\Administrative\Market Solutions\Share\CLA Proposals\~Content Library-Templates\1-Firm-General\Quality Control Procedures and Peer Review Report>

[\(actual CLA peer review report\)](#)



## REFERENCES

To further demonstrate our qualifications and experience, we are providing the following references for your consideration. We recognize that quality of service, relevant experience, and depth of resources will be key factors as you prepare to select a firm to serve TEACH's audit needs. We therefore encourage you to contact the following client references served by our proposed engagement team that include clients with similar services and complexity.

Client Name	Los Angeles Leadership Academy	Date work performed: 6/30/16
Address	2670 Griffin Avenue, Los Angeles, CA 90031	
Grade Levels   Enrollment	TK-12; approx. 850 students	
Contact Name and Title	Arina Goldring, Executive Director	
Phone   Email	213-381-8484	AGoldring@laleadership.org
Scope of Work	Audit of financial statements for the fiscal year ending 6/30/16, in accordance with FASB generally accepted auditing standards and Uniform Guidance.	

Client Name	Synergy Academies	Date work performed: 6/30/16
Address	PO Box 78999, Los Angeles, CA 90016	
Grade Levels   Enrollment	K-12; approx. 1,350 students	
Contact Name and Title	Christina Vogel, Chief Operating Officer	
Phone   Email	323-250-2375	cvogel@wearesynergy.org
Scope of Work	Audit of financial statements for the fiscal year ending 6/30/16, in accordance with FASB generally accepted auditing standards and Uniform Guidance.	

Client Name	Education for Change	Date work performed: 6/30/16
Address	3265 Logan Street, Oakland, CA 94601	
Grade Levels   Enrollment	TK-8; approx. 2,850 students	
Contact Name and Title	Fabiola Harvey, Chief Operating Officer	
Email	fharvey@efcps.net	
Scope of Work	Audit of financial statements for the fiscal year ending 6/30/16, in accordance with FASB generally accepted auditing standards and Uniform Guidance.	



## PROFESSIONAL FEES

Our fees are based on the timely delivery of services provided, the experience of personnel assigned to the engagement, and our commitment to meeting your deadlines.

CLA understands the importance of providing our clients with value-added approaches. We propose to provide routine, proactive phone conversations — as part of our fee — that will allow us to review and discuss with you the impact of new accounting issues, as well as any other business issues you are facing and how they should be handled. This level and frequency of interaction will no doubt enable CLA to help you tackle challenges as they come up, and take full advantage of every opportunity that presents itself.

Professional Services	FEES
Financial statement audit, including governance and management letters	\$ 14,000
Ongoing support	Included
Preparation of federal and state tax forms	\$ 1,200
LLC return preparation	\$ 750
<b>Total</b>	<b>\$ 15,950</b>

The fee estimate above does not include Single Audit procedures. If federal expenditures exceed \$750,000 and a Single Audit is required, an additional charge will be agreed upon.

***Supplemental detailed schedule of professional fees and expenses for 3 fiscal years ending June 30 2018, 2019, and 2010 professional audit, including tax return preparation with the option to extend for four additional one-year terms.***

Level	Hours	Hourly Rate	2018
Principals	10	\$335	\$3,350
Director	15	175	2,625
Senior in-Charge	30	145	4,350
Associates	65	125	8,125
Clerical/Support Staff	4	80	320
Sub-total	124		18,770
<b>Fee discount</b>			<b>(2,820)</b>
<b>Grand Total</b>			<b>\$15,950</b>

We have found over the years that our clients don't like fee surprises. Neither do we. We commit to you, as we do all of our clients, that:

- We will be available for brief routine questions at no additional charge, a welcome investment in an on-going relationship.
- Any additional charges not discussed in this proposal will be mutually agreed upon up front.
- We will always be candid and fair in our fee discussions, and we will avoid surprises.



## Fee considerations

The fee proposal is based on the following:

- TEACH personnel will provide assistance periodically throughout the year and during the assurance fieldwork with regard to account analysis and provision of year-end account reconciliation work papers and schedules.
- The assurance reports will be delivered in accordance with TEACH's deadlines. The tax returns will be completed by a mutually agreed upon date sufficient to allow timely filings.
- Satisfactory completion of our firm's normal client acceptance procedures.
- Professional standards and regulations currently in effect. We reserve the right to modify your proposed fee if professional standards or regulations change for any engagement period.
- No significant changes in the operations of TEACH subsequent to the date of this proposal.

Responsive service performed in a timely manner is not just talked about; we *demand* it of our personnel. Whenever TEACH personnel call, even during the height of a busy season, it is our policy to return that communication promptly - *our people will react with service*. CLA's personnel are always available to provide assistance without additional cost to you. If the person you need to talk to is not available at the time you call, we will contact him/her and have them get back to you. We have a number of qualified principals on our staff that can provide you with timely and competent assistance.

***Our last word on fees – we are committed to serving you. Therefore, if fees are a deciding factor in your selection of an accounting firm, we would appreciate the opportunity to discuss with you our professional fees.***

***At CLA, it's more than just getting the job done.***



## ADDITIONAL INFORMATION

### Management advisory experience

In addition to the services mandated by various educational and governmental organizations (audits, tax compliance, etc.), we provide a wide array of additional services to assist our clients in obtaining their goals, if desired and requested by you, but only if they are allowable and reasonable based on our professional independence rules.

Our management advisory services include analysis of costs, development of techniques to communicate cost changes to the governing board and members, assistance with review and implementation of management information systems, feasibility studies, assistance with planned giving programs, and more.

Even if our management advisory staff is not directly involved with the engagement, their in-house experience is available to our audit staff to help them bring more value to the audit process.

### Accounting standards experience

CLA has provided assistance to most of our clients in implementing new Financial Accounting Standards Board (FASB) and Governmental Accounting Standards Board (GASB) pronouncements. We have a thorough knowledge of the requirements and an understanding of those areas which clients find difficult.

### Specialized certifications

Principals Derrick DeBruyne, Ernie Cooper, David Wall, and Linda Saddlemire, as well as Directors Jenny Dominguez and Priscilla Osborne Flores, are CPAs and Certified Fraud Examiners (CFEs). The CFE designation is awarded to select professionals responsible for detecting, deterring, and investigating fraud. We can help clients prevent fraud by identifying their high-risk areas and determining that maximum controls are in place. We are frequent presenters on the subject of fraud in schools at various professional organizations. We have additional CFEs on staff.

The Certified Government Financial Management (CGFM) designation reflects specialized knowledge and training in public financial management and the safeguarding of the public trust by confirming compliance and accountability for public funds and efficient and effective delivery of services by the public entity. Principal Renée S. Graves is a CPA and a CGFM. Her CGFM was obtained by taking a three-part exam in the areas of the governmental environment, governmental accounting, financial reporting and budgeting, and governmental financial management and control.

The Institute of Internal Auditors' (IIA) hallmark designation of internal audit is the Certified Internal Auditor (CIA) designation. The CIA designation remains the standard by which individuals demonstrate their competency and professionalism in the internal auditing field. Director Priscilla Osborne Flores is a Certified Internal Auditor.

Senior Forensic Analyst John Hostetler, is a Certified Digital Forensic Examiner and is also certified in several other concentrations of hardware and software and has been working in the IT field for over 25 years. In addition to working in computer forensics, he works hand-in-hand with auditors on a daily basis and has a strong understanding of financial information. John also acts as a technical consultant on litigation cases and financial audits and has been involved in education clients with IT security, data preservation and risk assessment.



## SERVICE APPROACH

Many organizations view an audit as a requirement that doesn't contribute to their overall operations or value. At CLA, we believe an audit should be an annual check-up that allows us to have insight into your organization and to share in-depth advice on how to improve your operations.

**Our industry experience makes it easier** — CLA auditors are experienced in your industry, which allows us to make the process faster and smoother. We approach our client engagements with a commitment to operational efficiency and to leverage our industry-focused experience to bring positive impact and meaningful insights to our clients. What does this mean for your organization? It means we bring a team of professionals and an approach focusing on you, our client, listening to, and working with you for a successful outcome.

**Your time is valuable** — Our approach recognizes that your time is valuable and best spent with key decision makers asking clarifying questions, discussing organizational strategies, and dealing with sensitive reporting issues. We believe this approach is effective and cost-efficient, produces a quality audit, provides you with substantive discussions with our team leaders, and recognizes there is more value to time spent discussing significant issues with management.

**No surprises** — Our experience enables us to focus on the areas of your organization that possess the greatest risk. Our emphasis on planning and communication allows for an efficient and effective audit process in which everyone involved knows their roles and expectations. Issues, as they arise, are dealt with immediately, not accumulated until the end of the audit. We provide a "no-surprises" approach to our services, based on frequent and timely communication. As potential issues arise during the course of the audit, we will engage the right people in timely and frank discussions as a means of gaining resolution immediately.

**Significant involvement of principals and directors** — An important distinction between CLA and other firms is the amount of principal and director involvement in the engagement. Because our principals and directors are directly involved in the engagement during fieldwork, we can proactively identify significant issues immediately and resolve them with management so that the engagement is essentially complete when fieldwork ends.

**We tailor the audit just for you** — We begin the audit with a thorough planning and strategy phase and culminate with the timely delivery of our reports. We will work with you immediately to coordinate and schedule the engagement to minimize any potential disruptions to your business. We envision that we will begin our planning process upon receipt of a signed engagement letter. We will then work with you to finalize dates that accommodate your schedules. While our audit programs provide typical approaches for given audit areas, CLA tailors and designs a client-specific, risk-based audit approach. We don't follow a "cookie cutter" approach. We use custom, industry-tailored programs, procedures, and other tools that are designed specifically to focus on the issues that are applicable to charter schools.

We explain exactly what we're doing and what we've found in plain, everyday language. We translate our findings into ideas on how you can address them. We believe our services are a contributing factor to better business and administrative practices. We gain a better understanding of your organization by working closely with your staff. This involvement enables us to offer you recommendations or suggestions for improvement in your systems and procedures that are more comprehensive, better understood, and more frequently implemented.





## Audit approach

Our audit is performed in the five phases depicted in the graphic to the right.

When the audit is complete, we issue our opinion on the financial statements, required communication and internal control findings to the audit committees. As part of that process, at the conclusion of the audit, we will also provide management with a letter including observations and recommendations on areas that we believe need to be reviewed or areas where increased efficiency may be gained.



### Phase I: Continuous Communications

The continuous communication phase of our engagement with TEACH starts when our engagement letters are issued and continues until the completion of the engagement. We believe effective communication with TEACH leaders is the key to a successful engagement. This communication includes the exchange of ideas and advice as changes are considered or implemented by TEACH or the accounting industry.

It is our responsibility under professional standards to communicate with TEACH management and audit committees through all phases of our audit. We are committed to meet and exceed these standards to perform an efficient and effective engagement.

### Phase II: Planning and Strategy

The planning phase will lay the foundation for a successful audit of TEACH.

- **Conduct meetings with TEACH's management** – We will meet with TEACH's personnel to agree on an outline of responsibilities, timeframes and deadlines. The agenda would include but not be limited to:
  - Establishing an audit approach and schedule,
  - Outlining assistance required of TEACH's personnel,
  - Determining proper application of generally accepted accounting principles,
  - Reviewing prior year adjustments and control findings,
  - Considering initial audit concerns,
  - Discussing concerns of TEACH's management,
  - Establishing report parameters and deadlines,
  - Confirming progress reporting protocols, and
  - Establishing principal-management contact.
- **Communication with the audit committee and those charged with governance.** As TEACH's independent auditors, CLA works for and reports to TEACH's board through its audit committee–period. While we seek a friendly and professional relationship management, we never lose sight of the volunteer leadership and organization stakeholders that we serve through our independent examination. Accordingly, we plan for and conduct planning discussions with those charged with governance over the audit to provide a full airing of risks to inform our approach as well as on-going two-way communication throughout our engagement as warranted and full reporting of our findings and their implications at the conclusion of our engagement.
- **Understanding of TEACH** – Prior to any evaluation or testing, our engagement team will gain an understanding of the design of the internal control systems. An important part of this planning work is to determine the nature and usefulness of data (such as accounting and computer manuals, flow charts,





budgets, etc.), so that our understanding and related documentation of accounting procedures and internal controls is accurate and can serve as a basis for setting our audit testing.

- **Perform analytical reviews** – We will review current and historical financial and statistical data, as well as budgeted data to identify trends, fluctuations, and relationships that inform our audit risk analysis and areas of emphasis.

### ***Focus on Areas of Importance***

We have identified areas which may have a significant impact on the timing and completion of the audit or that may be of special concern to management and those charged with governance. We will review such areas in-depth and propose strategies. Then we will finalize our approach so TEACH will have sufficient time to compile the data necessary for completion of the audit with minimum disruption.

### ***Phase III: Systems Evaluation***

Having established the audit framework in the planning phase, we then determine the extent to which we can rely on existing internal controls and accounting systems to produce reliable and timely financial information. There are four key steps involved in this process:

- **Review internal control systems** – We will document or utilize internal audit documentation of the accounting systems of all key departments within TEACH. We will then confirm our understanding of the major transaction cycles (e.g. contributions, payroll, disbursements, program and grant expenses, investments, cash receipts, etc.), and prepare documentation of accounting cycles with the aid of TEACH’s personnel. We will then identify strengths and weaknesses that have an impact on audit objectives and risk and determine the relative emphasis to be placed on controls for audit sampling and testing.
- **Assessing the potential for fraud** – Audits performed under Generally Accepted Auditing Standards are designed to consider the potential for fraud but cannot be relied upon to guarantee that such instances will not occur and go undetected. At CLA, we understand the devastating impact that fraud can have on nonprofit organizations in terms of both financial loss and reputation. Accordingly, in our assessment of the internal controls at TEACH, we will perform a broad array of inquiry and testing procedures to consider the risk of fraud and actively pursue and communicate to the appropriate parties any such actual or potential instances we uncover. We routinely use “data analytics” to test for improper payments made by an organization and for fraud detection which will be included in the TEACH audit.
- **Tailored audit programs** – Utilizing our proprietary audit program guides, our understanding of the internal control systems and our nonprofit team’s extensive industry experience, we will prepare tailored programs for conducting TEACH’s audit that are responsive to the identified audit risks.
- **Review IT hardware and application controls** – We will review the general and specific application controls at TEACH including those associated with your applications inclusive of your customized wish accounting module. In addition, we will plan the appropriate usage of our data analytics software (IDEA) for efficiency and effectiveness in our population testing approach.

### ***Phase IV: Testing and Analysis***

Our audit tests will involve:

- **Compliance testing** – The purpose of compliance tests will be to verify that significant internal control reliance noted in the systems evaluation phase are functioning as described. We will utilize sampling techniques as deemed appropriate to select transactions to be tested, to determine the characteristics of the data being examined, and to select the appropriate number of transactions that will permit us to formulate reliable conclusions.



- **Substantive testing** – Substantive testing differs from compliance procedures in that its objective is to provide reasonable assurances of the accuracy of the financial data included in the financial statements. The nature and extent of the substantive procedures to be employed is dependent on a number of different factors, including the nature of the amount under audit, the volume and relative size of the transactions underlying the amount being audited, the effectiveness of the internal controls surrounding the processing stream, and the efficiency of the audit procedures applied. We also rely heavily on direct confirmations with third parties to test areas such as cash, investments, receivables, and various revenue streams. Analytical techniques and confirmations will be used in a number of audit areas where reliable, independent data can be used to verify recorded balances in order to limit where appropriate detailed testing in these areas.

### **Phase V: Reporting and Follow-Up**

Our independent auditors' report, communication with governance, single audit report, and legal compliance questionnaire will be issued promptly after the completion of our fieldwork. We plan to communicate with management and the board as deemed appropriate to review the highlights of the audit and the comments and recommendations contained in our management letter before they are finalized. If necessary, CLA will present the final audit report to the audit and/or finance committee and governing board as well as address any questions they may have.

### **Use of technology in the audit**

One of CLA's advantages is access to advanced audit tools and technology. Throughout the audit we may employ the use of computer assisted audit techniques (CAATs) to increase efficiency and effectiveness. The key CAATs that we will use include:

- **Interactive Data Extraction and Analysis (IDEA)** – IDEA is a statistical data analysis tool that has the ability to import data from virtually any data source or file type, with no limitations on the size of the data files that can be examined. IDEA utilizes powerful, built-in tools designed for the performance of audits and fraud investigations, providing the ability to:
  - Statistically sample, summarize, stratify and/or perform an aging of large data sets
  - Compare, join, append or otherwise manipulate multiple, related populations of data
  - Identify gaps or duplicates in record sequences
  - Extract subsets of data using a variety of criteria or filters
  - Build reports and graphs to summarize testing results
- **FX Engagement** – FX Engagement is our "paperless" audit product. This product allows us to file and save all of our audit workpapers in an electronic storage capacity; allowing our firm to save time and resources associated with maintaining and storing paper files. FX Engagement also boasts a trial balance software program, which is utilized to produce financial statements, lead schedules, and allows us to perform trend analysis utilizing our clients' trial balances.
- **Audit Program Generator (APG)** – In order to provide a uniform approach to all engagements, the firm requires the use of APG, a software program custom-written for CLA. This software package allows the tailoring of audit programs, based on the requirements of your engagement. We have developed a customized CLA audit program, which effectively makes our audit processes paperless and will enhance our present electronic practices.



The primary use of APG is to take a standard audit program and modify, add, and delete procedures to create a program that has been specifically tailored to meet the needs of your engagement. Once tailored, the document can be completed electronically. Specific reports in addition to the basic



program are generated to accommodate planning and review of your engagement. APG is an example of a technology tool that is designed to promote audit efficiencies. This software produces an industry-specific base program that is intended to encourage more thoughtful and specific tailoring. For an engagement to be effective in dealing with the risk of errors and efficient in avoiding riskless work, the engagement team will create a plan – the program – that contains the steps necessary to accomplish the goals of your engagement. Using APG is viewed as a thinking process, not just a documentation process.

- **Client Portal** – In addition to secure file transfer, clients can take advantage of a secure document portal to easily share documents and store files. This tool provides anytime, anywhere access to uploaded tax returns, financial statements and more from anywhere you have an Internet connection. Clients and CLA professionals can share and store confidential files in a secure environment. The portal has capacity for both long-term and transient file storage and provides access to all your documents in one place.

### **Proposed audit work schedule**

Our project management methodology results in a client service plan that provides for regular, formal communication with the entire management team and allows us to be responsive to your needs. The schedule allows for input from your personnel to make certain that the services are completed based on your requirements. The plan may also be amended during the year based on input from the board of trustees.

<b>Activities</b>	<b>Aug</b>	<b>Sep</b>	<b>Oct</b>	<b>Nov</b>	<b>Dec</b>
<b>Planning</b>					
Preliminary meet/greet/planning meetings	X	X			
Risk assessment/engagement planning		X	X		
Identify and resolve accounting issues and concerns		X	X		
Review data processing activities and controls	X	X			
Develop overall audit approach		X	X		
<b>Preliminary/Interim Audit Activities</b>					
Obtain understanding of internal control environment	X	X			
Identify key controls and perform walkthroughs	X	X			
Conduct test of controls and IT assessment	X	X			
Perform analytical review procedures and preliminary substantive procedures		X	X		
Provide AEC with a comprehensive audit plan, including all milestones through report issuance	X		X		
<b>Final Audit and Reporting</b>					
Perform year-end substantive procedures			X		
Review financial statements and other letters			X	X	
Meetings to review reports on financial statements, management letters, and other documents			X	X	
Hold audit exit conference, end of fieldwork			X	X	
Issue final audit report, and other reports, presentation to the Board					X

### **Tax compliance approach**

CLA proposes to provide tax planning and preparation services for TEACH. We have tax professionals who devote their time to exempt organizations, and we believe working with a tax professional year-round can help you make more knowledgeable decisions.



Our approach to tax planning and preparation begins with understanding your current tax situation. We will then work with you to proactively implement effective strategies and identify tax liabilities.

### ***Process***

Our tax services process is simple:

- We help prepare and file tax returns accurately well in advance of deadlines.
- We keep you involved and informed to avoid errors and delays.

### ***Deliverables***

CLA will provide:

- Completed federal and applicable state tax returns by an agreed-upon deadline.
- Strategies for streamlining your tax reporting process.

### ***Ongoing insight***

We are your business resource, so we encourage you to ask us for:

- Basic information throughout the year.
- Advice on new IRS announcements and their potential impact.

### ***Benefits***

You will receive the following benefits from our tax planning and preparation services:

- Ongoing assistance throughout the year, not just during the year-end procedures. This will help us recognize opportunities and resolve potential problems.
- Immediate communication of any changes in tax law that may affect your operations and recommendations to address any resulting issues.
- Proactive planning to help you take advantage of any new opportunities.
- We go beyond compliance and investigate every tax benefit available to you.
- Thorough compliance with tax obligations means you avoid penalties and surprises.

### ***Year-Long Support***

We encourage your staff to take advantage of our accessibility throughout the year for questions that may arise. Our people, working with you and your staff, can provide proactive advice on new accounting or GAAP pronouncements and their potential impact; help with immediate problems including answers to brief routine questions; and share insights and best practices to assist you in planning for your future success.



## BROADER CAPABILITIES OF CLA

We help our charter school clients respond to challenges so they can pursue their missions for generations to come. We provide a range of financial and organizational development services, tailoring our services to each organization's individual needs.

### **Additional non-audit or tax services provided**

In addition to audit and tax services that we provide to clients, we also provide other non-audit services. Below is a list of other services that are available:

- Strategic and financial consulting
- Design and management of multi-year grant programs
- Evaluating the impact of grant programs
- Grant reviews, site visits, and recommendations
- Network and application penetration testing
- Internal and wireless vulnerability assessment
- Information technology general controls audits
- Disaster recovery planning
- Risk assessments and project planning
- Process improvement
- Control documentation, evaluation, and testing
- Enterprise risk management Tax-exempt status examination
- Unrelated business income analysis
- Intermediate sanctions analysis
- Public support planning
- "Mock" IRS audit studies
- State and local tax studies
- Many other additional services



## APPENDIX

### Quality control and peer review report



In the most recent peer review report, we received a rating of *pass*, which is the most positive report a firm can receive. We are proud of this accomplishment and its strong evidence of our commitment to technical excellence and quality service. The full report is provided on the following page.

In addition to an external peer review, we have implemented an intensive internal quality control system to provide reasonable assurance that the firm and our personnel comply with professional standards and applicable legal and regulatory requirements. Our quality control system includes the following:

- A quality control document that dictates the quality control policies of our firm. In many cases, these policies exceed the requirements of standard setters and regulatory bodies. Firm leadership promotes and demonstrates a culture of quality that is pervasive throughout the firm's operations. To monitor our adherence to our policies and procedures, and to foster quality and accuracy in our services, internal inspections are performed annually.
- Quality control standards as prescribed by the AICPA. The engagement principal is involved in the planning, fieldwork, and post-fieldwork review. In addition, an appropriately experienced professional performs a risk-based second review of the engagement prior to issuance of the reports.
- Hiring decisions and professional development programs designed so personnel possess the competence, capabilities, and commitment to ethical principles, including independence, integrity, and objectivity, to perform our services with due professional care.
- An annual internal inspection program to monitor compliance with CLA's quality control policies. Workpapers from a representative sample of engagements are reviewed and improvements to our practices and processes are made, if necessary, based on the results of the internal inspection.
- Strict adherence to the AICPA's rules of professional conduct, which specifically require maintaining the confidentiality of client records and information. Privacy and trust are implicit in the accounting profession, and CLA strives to act in a way that will honor the public trust.
- A requirement that all single audit engagements be reviewed by a designated single audit reviewer, thereby confirming we are in compliance with the standards set forth in the Uniform Guidance and OMB Circular A-133.







## System Review Report

To the Principals of CliftonLarsonAllen LLP  
and the AICPA National Peer Review Committee

We have reviewed the system of quality control for the accounting and auditing practice of CliftonLarsonAllen LLP (the "firm") applicable to engagements not subject to PCAOB permanent inspection in effect for the year ended July 31, 2016. Our peer review was conducted in accordance with the Standards for Performing and Reporting on Peer Reviews established by the Peer Review Board of the American Institute of Certified Public Accountants. As a part of our peer review, we considered reviews by regulatory entities, if applicable, in determining the nature and extent of our procedures. The firm is responsible for designing a system of quality control and complying with it to provide the firm with reasonable assurance of performing and reporting in conformity with applicable professional standards in all material respects. Our responsibility is to express an opinion on the design of the system of quality control and the firm's compliance therewith based on our review. The nature, objectives, scope, limitations of, and the procedures performed in a System Review are described in the standards at [www.aicpa.org/prsummary](http://www.aicpa.org/prsummary).

As required by the standards, engagements selected for review included engagements performed under *Government Auditing Standards*, audits of employee benefit plans, audits performed under FDICIA, and examinations of service organizations [Service Organizations Control (SOC) 1 and SOC 2 engagements].

In our opinion, the system of quality control for the accounting and auditing practice of CliftonLarsonAllen LLP applicable to engagements not subject to PCAOB permanent inspection in effect for the year ended July 31, 2016, has been suitably designed and complied with to provide the firm with reasonable assurance of performing and reporting in conformity with applicable professional standards in all material respects. Firms can receive a rating of pass, pass with deficiency(ies) or fail. CliftonLarsonAllen LLP has received a peer review rating of pass.

*Cherry Bekaert LLP*

Cherry Bekaert LLP  
November 21, 2016



## Engagement team resumes



**Derrick DeBruyne, CPA, CFE****CliftonLarsonAllen LLP**

Principal  
Glendora, California

Phone 626-857-7300  
Derrick.DeBruyne@CLAconnect.com

**Profile**

Derrick has experience in audits and taxation, single audits under Uniform Guidance and fraud investigation. He specializes in planning, directing, and supervising audits of non-profit organizations, including charter schools, private colleges and universities, social service organizations, and foundations. Derrick consults with nonprofit organizations on a variety of accounting and tax related matters including obtaining IRS exempt tax status, budgeting, internal control, cash flows, endowment reporting, and charitable trust gift accounting. He also specializes in fraud investigations and serves clients as an interim controller, allowing them to leverage the cost of having a CPA advisor as part of their management team.

**Technical experience**

- Nonprofit entities
- College foundations
- Private colleges and universities
- Charter schools
- Commercial businesses

**Education/professional involvement**

- Bachelor of science in accounting from the University of La Verne, La Verne
- Certified Public Accountant in the state of California
- Certified Fraud Examiner
- American Institute of Certified Public Accountants, member
- California Society of Certified Public Accountants, member
- California Society of Certified Public Accountants
  - Past President – Inland Empire Chapter
  - Member of State Council
  - Member of State Leadership Identification and Development Committee
  - CalCPA Leadership Institute Graduate
  - Former Chair – Inland Empire Financial Literacy Committee

**Speaking engagements**

- California Charter Schools Conference, presenter
- National Charter Schools Conference, presenter



**Marlen Gomez, CPA****CliftonLarsonAllen LLP**

Director  
Glendora, California

Phone 626-857-7300  
Marlen.Gomez@CLAconnect.com

**Profile**

Marlen is a director with experience in audits and taxations, reviews and compilations and single audits under Uniform Guidance. She specializes in charter schools, foundations, nonprofit entities, private colleges and universities as well as retirement communities. Marlen brings a wealth of knowledge and extensive experience to the engagements to which she is assigned to and is a pivotal key member of our team.

**Technical experience**

- Charter schools
- Nonprofit entities
- Foundations
- Private colleges and universities
- Retirement communities

**Education/professional involvement**

- Bachelor of science in accounting from the University of La Verne
- Certified Public Accountant in the state of California
- American Institute of Certified Public Accountants, member
- California Society of Certified Public Accountants, member

**Speaking engagements**

- California Charter Schools Conference, presenter





CliftonLarsonAllen LLP  
2210 East Route 66  
Glendora, CA 91740  
626.857.7300 | fax 626.857.7302  
CLAconnect.com

February 12, 2020

Board of Directors and Management  
Teach, Inc.  
1846 W. Imperial Hwy.  
Los Angeles, CA 90047

Dear Members of the Board and Management:

We are pleased to confirm our understanding of the terms and objectives of our engagement and the nature and limitations of the audit services CliftonLarsonAllen LLP (“CLA,” “we,” “us,” and “our”) will provide for Teach, Inc. (“you,” “your,” or “the Organization”) for the year ended June 30, 2020.

Lili Huang is responsible for the performance of the audit engagement. Per Education Code Section 41020(f)(2), there is a limit of six consecutive years for any firm where the principal/director-in-charge of the audit and the reviewing principal/director have been the same in each of those years. This is the first year Lili Huang will be the engagement principal.

#### **Audit services**

We will audit the financial statements of the Organization, which comprise the statement of financial position as of June 30, 2020, and the related statements of activities, functional expenses, and cash flows for the year then ended, and the related notes to the financial statements.

We will also evaluate and report on the presentation of the supplementary information accompanying the financial statements in relation to the financial statements as a whole.

#### **Nonaudit services**

We will also provide the following nonaudit services:

- Preparation of your financial statements, schedule of expenditures of federal awards, and related notes.
- Preparation of adjusting journal entries.
- Preparation of informational tax returns

#### **Audit objectives**

The objective of our audit is the expression of an opinion about whether your financial statements are fairly presented, in all material respects, in conformity with accounting principles generally accepted in the United States of America (U.S. GAAP). Our audit will be conducted in accordance with auditing standards generally accepted in the United States of America (U.S. GAAS); the standards for financial

February 12, 2020  
Teach, Inc.  
Page 2

audits contained in *Government Auditing Standards*, issued by the Comptroller General of the United States; the audit requirements of Title 2 U.S. *Code of Federal Regulations* Part 200, *Uniform Administrative Requirements, Cost Principles, and Audit Requirements for Federal Awards* (Uniform Guidance); and the *2019-20 Guide for Annual Audits of K-12 Local Education Agencies and State Compliance Reporting*, published by the Education Audit Appeals Panel. Our audit will include tests of your accounting records, a determination of major program(s) in accordance with the Uniform Guidance, and other procedures we consider necessary to enable us to express opinions and render the required reports. We will also perform procedures to enable us to express an opinion on whether the supplementary information (as identified above) accompanying the financial statements is fairly stated, in all material respects, in relation to the financial statements as a whole.

The objectives of our audit also include:

- Reporting on internal control over financial reporting and compliance with the provisions of laws, regulations, contracts, and award agreements, noncompliance with which could have a material effect on the financial statements in accordance with *Government Auditing Standards*.
- Reporting on internal control over compliance related to major programs and expressing an opinion (or disclaimer of opinion) on compliance with federal statutes, regulations, and the terms and conditions of federal awards that could have a direct and material effect on each major program in accordance with the Uniform Guidance.
- Reporting on compliance related to state programs and expressing an opinion (or disclaimer of opinion) on compliance with the laws and regulations of the state programs in accordance with the requirements of the *2019-20 Guide for Annual Audits of K-12 Local Education Agencies and State Compliance Reporting*.

The *Government Auditing Standards* report on internal control over financial reporting and on compliance and other matters will include a paragraph that states (1) that the purpose of the report is solely to describe the scope of our testing of internal control and compliance and the result of that testing, and not to provide an opinion on the effectiveness of the entity's internal control or on compliance, and (2) that the report is an integral part of an audit performed in accordance with *Government Auditing Standards* in considering the entity's internal control and compliance. The Uniform Guidance report on internal control over compliance will include a paragraph that states that the purpose of the report on internal control over compliance is solely to describe the scope of our testing of internal control over compliance and the result of that testing based on the requirements of the Uniform Guidance. Both reports will state that the report is not suitable for any other purpose.

We will issue written reports upon completion of our audit of your financial statements and compliance with requirements applicable to major programs. We cannot provide assurance that unmodified opinions will be expressed. Circumstances may arise in which it is necessary for us to modify our opinions, add an emphasis-of-matter or other-matter paragraph(s), or withdraw from the engagement. If our opinion on the financial statements or the single audit compliance opinion is other than unmodified, we will discuss the reasons with you in advance. If circumstances occur related to the condition of your records, the availability of sufficient, appropriate audit evidence, or the existence of a significant risk of material misstatement of the financial statements or material noncompliance caused by error, fraudulent financial reporting, or misappropriation of assets, which in our professional judgment prevent us from completing the audit or forming an opinion on the financial statements or an opinion on compliance, we retain the

February 12, 2020  
Teach, Inc.  
Page 3

right to take any course of action permitted by professional standards, including declining to express opinions or issue reports, or withdrawing from the engagement.

### **Auditor responsibilities, procedures, and limitations**

We will conduct our audit in accordance with U.S. GAAS and the standards for financial audits contained in *Government Auditing Standards*. Those standards require that we plan and perform the audit to obtain reasonable assurance about whether the financial statements as a whole are free from material misstatement, whether due to fraud or error. An audit involves performing procedures to obtain sufficient appropriate audit evidence about the amounts and disclosures in the financial statements. The procedures selected depend on the auditors' judgment, including the assessment of the risks of material misstatement of the financial statements, whether due to fraud or error. An audit also includes evaluating the appropriateness of accounting policies used and the reasonableness of significant accounting estimates made by management, as well as evaluating the overall presentation of the financial statements.

There is an unavoidable risk, because of the inherent limitations of an audit, together with the inherent limitations of internal control, that some material misstatements or noncompliance may not be detected, even though the audit is properly planned and performed in accordance with U.S. GAAS, *Government Auditing Standards*, and the Uniform Guidance. Because we will not perform a detailed examination of all transactions, material misstatements, whether from (1) errors, (2) fraudulent financial reporting, (3) misappropriation of assets, or (4) violations of laws or governmental regulations that are attributable to the entity or to acts by management or employees acting on behalf of the entity, may not be detected. Because the determination of abuse is subjective, *Government Auditing Standards* do not expect auditors to provide reasonable assurance of detecting abuse.

In addition, an audit is not designed to detect immaterial misstatements or violations of laws or governmental regulations that do not have a direct and material effect on the financial statements or on major programs. However, we will inform the appropriate level of management and those charged with governance of any material errors, fraudulent financial reporting, or misappropriation of assets that come to our attention. We will also inform the appropriate level of management and those charged with governance of any violations of laws or governmental regulations that come to our attention, unless clearly inconsequential, and of any material abuse that comes to our attention. We will include such matters in the reports required for a single audit.

In making our risk assessments, we consider internal control relevant to the entity's preparation and fair presentation of the financial statements and compliance in order to design audit procedures that are appropriate in the circumstances, but not for the purpose of expressing an opinion on the effectiveness of the entity's internal control. Tests of controls may be performed to test the effectiveness of certain controls that we consider relevant to preventing and detecting fraud or errors that are material to the financial statements and to preventing and detecting misstatements resulting from noncompliance with provisions of laws, regulations, contracts, and grant agreements that have a material effect on the financial statements. Our tests, if performed, will be less in scope than would be necessary to render an opinion on internal control and, accordingly, no opinion will be expressed in our report on internal control issued pursuant to *Government Auditing Standards*.

As required by the Uniform Guidance, we will perform tests of controls over compliance to evaluate the effectiveness of the design and operation of controls that we consider relevant to preventing or detecting



February 12, 2020  
Teach, Inc.  
Page 4

material noncompliance with the direct and material compliance requirements applicable to each major federal award program. However, our tests will be less in scope than would be necessary to render an opinion on those controls and, accordingly, no opinion will be expressed in our report on internal control issued pursuant to the Uniform Guidance.

An audit is not designed to provide assurance on internal control or to identify deficiencies, significant deficiencies, or material weaknesses in internal control. However, we will communicate to you in writing significant deficiencies or material weaknesses in internal control relevant to the audit of the financial statements that we identify during the audit that are required to be communicated under AICPA professional standards, *Government Auditing Standards*, and the Uniform Guidance.

As part of obtaining reasonable assurance about whether the financial statements are free of material misstatement, we will perform tests of the entity's compliance with the provisions of laws, regulations, contracts, and grant agreements that have a material effect on the financial statements. However, the objective of our audit will not be to provide an opinion on overall compliance and we will not express such an opinion in our report on compliance issued pursuant to *Government Auditing Standards*.

We will include in our report on internal control over financial reporting and on compliance relevant information about any fraud; noncompliance with provisions of laws, regulations, contracts, or grant agreements; or abuse that may have occurred that are required to be communicated under *Government Auditing Standards*.

The Uniform Guidance requires that we also plan and perform the audit to obtain reasonable assurance about whether the auditee has complied with federal statutes, regulations, and the terms and conditions of federal awards that may have a direct and material effect on each of the entity's major programs. Our procedures will consist of tests of transactions and other applicable procedures described in the "OMB Compliance Supplement" for the types of compliance requirements that could have a direct and material effect on each of the entity's major programs. The purpose of these procedures will be to express an opinion on the entity's compliance with requirements applicable to each of its major programs in our report on compliance issued pursuant to the Uniform Guidance.

We will evaluate the presentation of the schedule of expenditures of federal awards accompanying the financial statements in relation to the financial statements as a whole. We will make certain inquiries of management and evaluate the form, content, and methods of preparing the schedule to determine whether the information complies with U.S. GAAP and the Uniform Guidance, the method of preparing it has not changed from the prior period, and the information is appropriate and complete in relation to our audit of the financial statements. We will compare and reconcile the schedule to the underlying accounting records and other records used to prepare the financial statements or to the financial statements themselves.

Our responsibility as auditors is limited to the period covered by our audit and does not extend to any later periods for which we are not engaged as auditors.

### **Management responsibilities**

Our audit will be conducted on the basis that you (management and, when appropriate, those charged with governance) acknowledge and understand that you have certain responsibilities that are fundamental to the conduct of an audit.



February 12, 2020

Teach, Inc.

Page 5

You are responsible for the preparation and fair presentation of the financial statements and the schedule of expenditures of federal awards in accordance with U.S. GAAP. Management is also responsible for identifying all federal awards received, understanding and complying with the compliance requirements, and for the preparation of the schedule of expenditures of federal awards (including notes and noncash assistance received) in accordance with the requirements of the Uniform Guidance.

Management's responsibilities include the selection and application of accounting principles; recording and reflecting all transactions in the financial statements; determining the reasonableness of significant accounting estimates included in the financial statements; adjusting the financial statements to correct material misstatements; and confirming to us in the management representation letter that the effects of any uncorrected misstatements aggregated by us during the current engagement and pertaining to the latest period presented are immaterial, both individually and in the aggregate, to the financial statements taken as a whole. Management is responsible for compliance with applicable laws and regulations and the provisions of contracts and grant agreements, including compliance with federal statutes, regulations, and the terms and conditions of federal awards applicable to the entity's federal programs. Your responsibilities also include identifying significant contractor relationships in which the contractor has responsibility for program compliance and for the accuracy and completeness of that information.

You are responsible for the design, implementation, and maintenance of effective internal control, including internal control over compliance, and for evaluating and monitoring ongoing activities to help ensure that appropriate goals and objectives are met relevant to the preparation and fair presentation of financial statements that are free from material misstatement, whether due to fraud or error; and that there is reasonable assurance that government programs are administered in compliance with compliance requirements.

You are responsible for the design, implementation, and maintenance of internal controls to prevent and detect fraud; assessing the risk that the financial statements may be materially misstated as a result of fraud; and for informing us about all known or suspected fraud affecting the entity involving (1) management, (2) employees who have significant roles in internal control, and (3) others where the fraud could have a material effect on the financial statements. Your responsibilities include informing us of your knowledge of any allegations of fraud or suspected fraud affecting the entity received in communications from employees, former employees, grantors, regulators, or others. In addition, you are responsible for implementing systems designed to achieve compliance with applicable laws and regulations and the provisions of contracts and grant agreements, including compliance with federal statutes, regulations, and the terms and conditions of federal awards applicable to the entity's federal programs; identifying and ensuring that the entity complies with applicable laws, regulations, contracts, and grant agreements, including compliance with federal statutes, regulations, and the terms and conditions of federal awards applicable to the entity's federal programs; and informing us of all instances of identified or suspected noncompliance whose effects on the financial statements should be considered.

You are responsible for taking timely and appropriate steps to remedy any fraud; noncompliance with provisions of laws, regulations, contracts, or grant agreements; or abuse that we may report. Additionally, as required by the Uniform Guidance, it is management's responsibility to evaluate and monitor noncompliance with federal statutes, regulations, and the terms and conditions of federal awards; take prompt action when instances of noncompliance are identified, including noncompliance identified in audit findings; and to follow up and take prompt corrective action on reported audit findings and to prepare a summary schedule of prior audit findings and a corrective action plan.

February 12, 2020  
Teach, Inc.  
Page 6

You are responsible for ensuring that management is reliable and for providing us with (1) access to all information of which you are aware that is relevant to the preparation and fair presentation of the financial statements, such as records, documentation, and other matters, and for the accuracy and completeness of that information, and for ensuring the information is reliable and properly reported; (2) access to personnel, accounts, books, records, supporting documentation, and other information as needed to perform an audit under the Uniform Guidance; (3) additional information that we may request for the purpose of the audit; and (4) unrestricted access to persons within the entity from whom we determine it necessary to obtain audit evidence. You agree to inform us of events occurring or facts discovered subsequent to the date of the financial statements that may affect the financial statements.

You agree to include our report on the schedule of expenditures of federal awards in any document that contains and indicates that we have reported on the schedule of expenditures of federal awards. You also agree to include the audited financial statements with any presentation of the schedule of expenditures of federal awards that includes our report thereon or make the audited financial statements readily available to intended users of the schedule of expenditures of federal awards no later than the date the schedule of expenditures of federal awards is issued with our report thereon. Your responsibilities include acknowledging to us in the representation letter that (1) you are responsible for presentation of the schedule of expenditures of federal awards in accordance with the Uniform Guidance; (2) you believe the schedule of expenditures of federal awards, including its form and content, is fairly presented in accordance with the Uniform Guidance; (3) the methods of measurement or presentation have not changed from those used in the prior period (or, if they have changed, the reasons for such changes); and (4) you have disclosed to us any significant assumptions or interpretations underlying the measurement or presentation of the schedule of expenditures of federal awards.

Management is responsible for the preparation and fair presentation of other supplementary information in accordance with U.S. GAAP. You agree to include our report on the supplementary information in any document that contains, and indicates that we have reported on, the supplementary information. You also agree to include the audited financial statements with any presentation of the supplementary information that includes our report thereon or make the audited financial statements readily available to users of the supplementary information no later than the date the supplementary information is issued with our report thereon. You agree to provide us written representations related to the presentation of the supplementary information.

Management is responsible for providing us with a written confirmation concerning representations made by you and your staff to us in connection with the audit. During our engagement, we will request information and explanations from you regarding, among other matters, the entity's activities, internal control, future plans, specific transactions, and accounting systems and procedures. The procedures we will perform during our engagement and the conclusions we reach as a basis for our report will be heavily influenced by the representations that we receive in the representation letter and otherwise from you. Accordingly, inaccurate, incomplete, or false representations could cause us to expend unnecessary effort or could cause a material fraud or error to go undetected by our procedures. In view of the foregoing, you agree that we shall not be responsible for any misstatements in the entity's financial statements that we may fail to detect as a result of misrepresentations made to us by you.

Management is responsible for establishing and maintaining a process for tracking the status of audit findings and recommendations. Management is also responsible for identifying and providing report copies to us of previous financial audits, attestation engagements, performance audits, or other studies

February 12, 2020  
Teach, Inc.  
Page 7

related to the objectives discussed in the "Audit objectives" section of this letter. This responsibility includes relaying to us corrective actions taken to address significant findings and recommendations resulting from those audits, attestation engagements, performance audits, or other engagements or studies. You are also responsible for providing management's views on our current findings, conclusions, and recommendations, as well as your planned corrective actions for the report, and for the timing and format for providing that information.

### **Responsibilities and limitations related to nonaudit services**

For all nonaudit services we may provide to you, management agrees to assume all management responsibilities; oversee the services by designating an individual, preferably within senior management, who possesses suitable skill, knowledge, and/or experience to understand and oversee the services; evaluate the adequacy and results of the services; and accept responsibility for the results of the services.

The responsibilities and limitations related to the nonaudit services performed as part of this engagement are as follows:

- We will prepare a draft of your financial statements, schedule of expenditures of federal awards, and related notes in conformity with U.S. GAAP and the Uniform Guidance based on information provided by you. Since the preparation and fair presentation of the financial statements and schedule of expenditures of federal awards is your responsibility, you will be required to acknowledge in the representation letter our assistance with preparation of the financial statements and schedule of expenditures of federal awards and that you have reviewed and approved the financial statements, schedule of expenditures of federal awards, and related notes prior to their issuance and have accepted responsibility for them. You have a responsibility to be in a position in fact and appearance to make an informed judgment on those financial statements and schedule of expenditures of federal awards.
- We will propose adjusting journal entries as needed. You will be required to review and approve those entries and to understand the nature of the changes and their impact on the financial statements.
- We will prepare the organization's federal Form 990 and applicable state filings in accordance with the applicable tax laws. We will use our judgment in resolving questions where the law is unclear, and where there is reasonable authority, we will resolve questions in your favor whenever possible. We will not audit or independently verify the accuracy or completeness of the information we receive from you for the preparation of the returns and filings, and our engagement cannot be relied upon to uncover errors or irregularities in the underlying information.

These nonaudit services do not constitute an audit under *Government Auditing Standards* and such services will not be conducted in accordance with *Government Auditing Standards*.

### **Use of financial statements**

Should you decide to include or incorporate by reference these financial statements and our auditors' report(s) thereon in a future private placement or other offering of equity or debt securities, you agree that we are under no obligation to re-issue our report or provide consent for the use of our report in such a registration or offering document. We will determine, at our sole discretion, whether we will re-issue

February 12, 2020  
Teach, Inc.  
Page 8

our report or provide consent for the use of our report only after we have performed the procedures we consider necessary in the circumstances. If we decide to re-issue our report or consent to the use of our report, we will be required to perform certain procedures including, but not limited to, (a) reading other information incorporated by reference in the registration statement or other offering document and (b) subsequent event procedures. These procedures will be considered an engagement separate and distinct from our audit engagement, and we will bill you separately. If we decide to re-issue our report or consent to the use of our report, you agree that we will be included on each distribution of draft offering materials and we will receive a complete set of final documents. If we decide not to re-issue our report or decide to withhold our consent to the use of our report, you may be required to engage another firm to audit periods covered by our audit reports, and that firm will likely bill you for its services. While the successor auditor may request access to our workpapers for those periods, we are under no obligation to permit such access.

If the parties (i.e., you and CLA) agree that CLA will not be involved with your official statements related to municipal securities filings or other offering documents, we will require that any official statements or other offering documents issued by you with which we are not involved clearly indicate that CLA is not involved with the contents of such documents. Such disclosure should read as follows:

CliftonLarsonAllen LLP, our independent auditor, has not been engaged to perform and has not performed, since the date of its report included herein, any procedures on the financial statements addressed in that report. CliftonLarsonAllen LLP also has not performed any procedures relating to this offering document.

With regard to the electronic dissemination of audited financial statements, including financial statements published electronically on your website or submitted on a regulator website, you understand that electronic sites are a means to distribute information and, therefore, we are not required to read the information contained in those sites or to consider the consistency of other information in the electronic site with the original document.

We may issue preliminary draft financial statements to you for your review. Any preliminary draft financial statements should not be relied on or distributed.

#### **Engagement administration and other matters**

We expect to begin our audit on approximately April 2020.

We understand that your employees will prepare all confirmations, account analyses, and audit schedules we request and will locate any documents or invoices selected by us for testing. A list of information we expect to need for our audit and the dates required will be provided in a separate communication.

At the conclusion of the engagement, we will complete the auditor sections of the electronic Data Collection Form SF-SAC and perform the steps to certify the Form SF-SAC and single audit reporting package. It is management's responsibility to complete the auditee sections of the Data Collection Form. We will create the single audit reporting package PDF file for submission; however, it is management's responsibility to review for completeness and accuracy and electronically submit the reporting package (including financial statements, schedule of expenditures of federal awards, summary schedule of prior audit findings, auditors' reports, and corrective action plan) along with the Data Collection Form to the federal audit clearinghouse and, if appropriate, to pass-through entities. The Data Collection Form and

February 12, 2020  
Teach, Inc.  
Page 9

the reporting package must be electronically submitted within the earlier of 30 calendar days after receipt of the auditors' reports or nine months after the end of the audit period.

We will provide copies of our reports to the entity; however, management is responsible for distribution of the reports and the financial statements. Unless restricted by law or regulation, or containing privileged and confidential information, copies of our reports are to be made available for public inspection.

We are available to perform additional procedures with regard to fraud detection and prevention, at your request, as a separate engagement, subject to completion of our normal engagement acceptance procedures. The terms and fees of such an engagement would be documented in a separate engagement letter.

The audit documentation for this engagement is the sole and exclusive property of CLA and constitutes confidential and proprietary information. However, subject to applicable laws and regulations, audit documentation and appropriate individuals will be made available upon request and in a timely manner to the Cognizant or Grantor Agency, or its designee, a federal agency providing direct or indirect funding, or the U.S. Government Accountability Office for purposes of a quality review of the audit, to resolve audit findings, or to carry out oversight responsibilities. We will notify you of any such request. If requested, access to such audit documentation will be provided under the supervision of CLA personnel. Furthermore, upon request, we may provide copies of selected audit documentation to the aforementioned parties. These parties may intend, or decide, to distribute the copies or information contained therein to others, including other governmental agencies.

The audit documentation for this engagement will be retained for a minimum of seven years after the report release date or for any additional period requested by the Cognizant or Grantor Agency. If we are aware that a federal awarding agency, pass-through entity, or auditee is contesting an audit finding, we will contact the party(ies) contesting the audit finding for guidance prior to destroying the audit documentation.

Except as permitted by the "Consent" section of this agreement, CLA will not disclose any confidential, proprietary, or privileged information of the entity to any persons without the authorization of entity management or unless required by law. This confidentiality provision does not prohibit us from disclosing your information to one or more of our affiliated companies in order to provide services that you have requested from us or from any such affiliated company. Any such affiliated company shall be subject to the same restrictions on the use and disclosure of your information as apply to us.

Professional standards require us to be independent with respect to you in the performance of these services. Any discussion that you have with our personnel regarding potential employment with you could impair our independence with respect to this engagement. Therefore, we request that you inform us prior to any such discussions so that we can implement appropriate safeguards to maintain our independence and objectivity. Further, any employment offers to any staff members working on this engagement without our prior knowledge may require substantial additional procedures to ensure our independence. You will be responsible for any additional costs incurred to perform these procedures.

Our relationship with you is limited to that described in this letter. As such, you understand and agree that we are acting solely as independent accountants. We are not acting in any way as a fiduciary or assuming any fiduciary responsibilities for you. We are not responsible for the preparation of any report

February 12, 2020  
Teach, Inc.  
Page 10

to any governmental agency, or any other form, return, or report or for providing advice or any other service not specifically recited in this letter.

Our engagement and responsibility end on delivery of our signed report. Any additional services that might be requested will be a separate, new engagement. The terms and conditions of that new engagement will be governed by a new, specific engagement letter for that service.

*Government Auditing Standards* require that we make our most recent external peer review report publicly available. The report is posted on our website at [www.CLAconnect.com/Aboutus/](http://www.CLAconnect.com/Aboutus/).

### **Mediation**

Any disagreement, controversy, or claim (“Dispute”) that may arise out of any aspect of our services or relationship with you, including this engagement, shall be submitted to non-binding mediation by written notice (“Mediation Notice”) to the other party. In mediation, we will work with you to resolve any differences voluntarily with the aid of an impartial mediator.

The mediation will be conducted as specified by the mediator and agreed upon by the parties. The parties agree to discuss their differences in good faith and to attempt, with the assistance of the mediator, to reach an amicable resolution of the Dispute.

Each party will bear its own costs in the mediation. The fees and expenses of the mediator will be shared equally by the parties.

Any Dispute will be governed by the laws of the state of Minnesota, without giving effect to choice of law principles.

### **Time limitation**

The nature of our services makes it difficult, with the passage of time, to gather and present evidence that fully and fairly establishes the facts underlying any Dispute that may arise between the parties. The parties agree that, notwithstanding any statute or law of limitations that might otherwise apply to a Dispute, including one arising out of this agreement or the services performed under this agreement, for breach of contract or fiduciary duty, tort, fraud, misrepresentation or any other cause of action or remedy, any action or legal proceeding by you against us must be commenced within twenty-four (24) months (“Limitation Period”) after the date when we deliver our final audit report under this agreement to you, regardless of whether we do other services for you relating to the audit report, or you shall be forever barred from commencing a lawsuit or obtaining any legal or equitable relief or recovery.

The Limitation Period applies and begins to run even if you have not suffered any damage or loss, or have not become aware of the existence or possible existence of a Dispute.

February 12, 2020

Teach, Inc.

Page 11

**Price Estimate**

The price for these services will be based on the time involved and the degree of responsibility and skills required, plus expenses including internal and administrative charges. Based on our preliminary estimates, the price for the engagement is as follows:

Professional Services	Amount
Audit services (includes procedures for one major program under Uniform Guidance, if additional programs are required to be tested they will be billed at \$3,500 per additional federal program)	\$20,750
Data Collection Form SF-FAC and single audit reporting package	\$750
Informational tax return services	\$3,000
Additional fee related to implementation of the following standards, this is an estimate, the actual amount will depend on the amount of work involved by CLA:  <i>ASU 2014-09, Revenue Recognition</i>  <i>ASU 2018-18, Clarifying the Scope and the Accounting Guidance for Contributions Received and Contributions Made</i>  <i>ASU 2016-18, Statement of Cash Flows</i>	\$500
Technology and client support fee	\$1,300
<b>Total</b>	<b>\$26,300</b>

The price estimate is based on anticipated cooperation from your personnel and their assistance with preparing confirmations and requested schedules. If the requested items are not available on the dates required or are not accurate, the estimated price for services will likely be higher. If unexpected circumstances require significant additional time, we will advise you before undertaking work that would require a substantial increase in the fee estimate. Our invoices for our services will be rendered each month as work progresses and are payable on presentation. In accordance with our firm policies, work may be suspended if your account becomes 60 days or more overdue and will not be resumed until your account is paid in full. If we elect to terminate our services for nonpayment, our engagement will be deemed to have been completed even if we have not issued our reports. You will be obligated to compensate us for all time expended and to reimburse us for all out-of-pocket expenditures through the date of termination. There is a ten percent withholding clause per Education Code 14505.



February 12, 2020  
Teach, Inc.  
Page 12

### ***Technology Support Fee***

Given the rising technology costs all organizations are expending to serve and protect client information, we are adding a 5% technology and client support fee to all of our invoices. The fee combines technology expenses with client support costs and includes technology support, printing, communications, data security and storage, indirect engagement support costs and technical resource subscriptions. This is estimated and included in the fee table above.

### **Changes in engagement timing and assistance by your personnel**

The fee estimate is based on anticipated cooperation from your personnel and their assistance with timely preparation of confirmations and requested schedules. If the requested items are not available on the dates required or are not accurate, we will advise management. Additional time and costs may be necessary because of such unanticipated delays. Examples of situations that may cause our estimated fee to increase include:

- Significant delays in responding to our requests for information such as reconciling variances or providing requested supporting documentation (e.g., invoices, contracts, and other documents)
- Rescheduling our fieldwork
- Schedule disruption caused by litigation, financial challenges (going concern), loan covenants (waivers), etc.
- Identifying a significant number of proposed audit adjustments
- Schedules prepared by your personnel that do not reconcile to the general ledger
- Numerous revisions to information and schedules provided by your personnel
- Restating financial statements for accounting errors in the prior year
- Lack of availability of entity personnel during audit fieldwork

### ***Changes in accounting and audit standards***

Standard setters and regulators continue to evaluate and modify standards. Such changes may result in new or revised financial reporting and disclosure requirements or expand the nature, timing, and scope of the activities we are required to perform. To the extent that the amount of time required to provide the services described in the letter increases due to such changes, our fee may need to be adjusted. We will discuss such circumstances with you prior to performing the additional work.

### ***Other fees***

You also agree to compensate us for any time and expenses, including time and expenses of legal counsel, we may incur in responding to discovery requests or participating as a witness or otherwise in any legal, regulatory, or other proceedings that we are asked to respond to on your behalf.

### ***Finance charges and collection expenses***

You agree that if any statement is not paid within 30 days from its billing date, the unpaid balance shall accrue interest at the monthly rate of one and one-quarter percent (1.25%), which is an annual percentage rate of 15%. In the event that any collection action is required to collect unpaid balances due us, reasonable attorney fees and expenses shall be recoverable.

February 12, 2020  
Teach, Inc.  
Page 13

**Consent**

***Consent to use financial information***

Annually, we assemble a variety of benchmarking analyses using client data obtained through our audit and other engagements. Some of this benchmarking information is published and released publicly. However, the information that we obtain is confidential, as required by the AICPA Code of Professional Conduct. Your acceptance of this engagement letter will serve as your consent to use of the Organization’s information in these cost comparison, performance indicator, and/or benchmarking reports.

***Subcontractors***

CLA may, at times, use subcontractors to perform services under this agreement, and they may have access to your information and records. Any such subcontractors will be subject to the same restrictions on the use of such information and records as apply to CLA under this agreement.

**Agreement**

We appreciate the opportunity to be of service to you and believe this letter accurately summarizes the significant terms of our engagement. This letter constitutes the entire agreement regarding these services and supersedes all prior agreements (whether oral or written), understandings, negotiations, and discussions between you and CLA. If you have any questions, please let us know. Please sign, date, and return a copy of this letter to us to indicate your acknowledgment and understanding of, and agreement with, the arrangements for our audit of your financial statements including the terms of our engagement and the parties’ respective responsibilities.

Sincerely,

**CliftonLarsonAllen LLP**

DocuSigned by:  
*Lili Huang*

889CF83D0D0E41D...

Lili Huang, CPA  
Principal  
626-857-7300  
Lili.Huang@claconnect.com  
Enclosure

**Response:**

This letter correctly sets forth the understanding of Teach, Inc.

Authorized signature: \_\_\_\_\_

Title: \_\_\_\_\_

Date: \_\_\_\_\_

# Coversheet

## Consolidated Applications (CON APP) Winter Reporting

**Section:** III. ITEMS SCHEDULE FOR INFORMATION & POTENTIAL ACTION

**Item:** D. Consolidated Applications (CON APP) Winter Reporting

**Purpose:** Vote

**Submitted by:**

**Related Material:**

2019-20 School Student Counts.pdf

TAT 2019-20 Title I, Part A School Allocations.pdf

TAT 2019-20 Title I, Part A Notification of Authorization of Schoolwide Program.pdf

2019-20 Title I, Part A Notification of Authorization of Schoolwide Program.pdf

TAT 2019-20 School Student Counts.pdf

2019-20 Title I, Part A School Allocations.pdf

FY1920 Application for Funding.pdf

**2019-20 School Student Counts**

The purpose of this data collection is to allow the LEA to enter school-level student data. The information entered will be used to calculate eligibility and ranking for Title I, Part A school allocations.

**CDE Program Contact:**

Rina DeRose, Federal Programs and Reporting Office, [RDeRose@cde.ca.gov](mailto:RDeRose@cde.ca.gov), 916-323-0472

School ranking options

Within the LEA

Select the highest to lowest school ranking method (Note: This selection impacts the order in which schools are displayed in the Title I, Part A School Allocations form).

Select a low income measure

FRPM

School Name	School Code	Low Grade Offered	High Grade Offered	Grade Span Group	Student Enrollment	Eligible Low Income Students Ages 5-17
TEACH Tech Charter High	0129627	9	10	3	417	391

**\*\*\*Warning\*\*\***

The data in this report may be protected by the Family Educational Rights and Privacy Act (FERPA) and other applicable data privacy laws. Unauthorized access or sharing of this data may constitute a violation of both state and federal law.

**California Department of Education****Consolidated Application**

TEACH Academy of Technologies (19 64733 0122242)

Status: Certified  
Saved by: charter impact  
Date: 2/25/2020 2:50 PM**2019-20 Title I, Part A School Allocations**

This report identifies the amount of Title I, Part A funds to be allocated to eligible schools.

**CDE Program Contact:**Lana Zhou, Federal Programs and Reporting Office, [lzhou@cde.ca.gov](mailto:lzhou@cde.ca.gov), 916-319-0956  
Rina DeRose, Federal Programs and Reporting Office, [RDerose@cde.ca.gov](mailto:RDerose@cde.ca.gov), 916-323-0472**LEA meets small LEA criteria.**

An LEA is defined as a small LEA if, based on the school list and the data entered in School Student Counts, the LEA meets one or both of the following:

Is a single school LEA

Has enrollment total for all schools less than 1,000

If applicable, enter a Discretion Code. Use lower case only.

**Allowable Discretion Codes**

a - Below LEA average and at or above 35% student low income

d - Waiver for a desegregation plan on file

e - Grandfather provision

f - Feeder pattern

Low income measure

FRPM

Ranking Schools Highest to Lowest

Within the LEA

LEA-wide low income %

95.78%

Available Title I, Part A school allocations

\$158,602

Available parent and family engagement reservation

\$0

School Name	School Code	Grade Span Group	Student Enrollment	Eligible Low Income Students Ages 5-17	Low Income Student %	Eligible to be Served	Required to be Served	Ranking	\$ Per Low Income Student	TIA School Allocation	2018-19 Carryover	Parent and Family Engagement	Total School Allocation	Discretion Code
TEACH Academy of Technologies	0122242	2	474	454	95.78	*	*	1	349.34	158600.36	\$0	\$0	158600.36	

**\*\*\*Warning\*\*\***

The data in this report may be protected by the Family Educational Rights and Privacy Act (FERPA) and other applicable data privacy laws. Unauthorized access or sharing of this data may constitute a violation of both state and federal law.

**2019-20 Title I, Part A Notification of Authorization of Schoolwide Program**

This report provides notification to the California Department of Education of a school's eligibility and local board approval to operate under and report as Schoolwide Program.

**CDE Program Contact:**

Lana Zhou, Federal Programs and Reporting Office, [lzhou@cde.ca.gov](mailto:lzhou@cde.ca.gov), 916-319-0956

Rina DeRose, Federal Programs and Reporting Office, [RDerose@cde.ca.gov](mailto:RDerose@cde.ca.gov), 916-323-0472

School Name	School Code	Authorized SWP	Low Income %	Local Board Approval Date SWP Plan (MM/DD/YYYY)	Local Board Approval Date SWP Waiver (MM/DD/YYYY)	SIG Approval Date (MM/DD/YYYY)
TEACH Academy of Technologies	0122242	Y	95%	06/19/2013		

**\*\*\*Warning\*\*\***

The data in this report may be protected by the Family Educational Rights and Privacy Act (FERPA) and other applicable data privacy laws. Unauthorized access or sharing of this data may constitute a violation of both state and federal law.

## 2019-20 Title I, Part A Notification of Authorization of Schoolwide Program

This report provides notification to the California Department of Education of a school's eligibility and local board approval to operate under and report as Schoolwide Program.

### CDE Program Contact:

Lana Zhou, Federal Programs and Reporting Office, [lzhou@cde.ca.gov](mailto:lzhou@cde.ca.gov), 916-319-0956

Rina DeRose, Federal Programs and Reporting Office, [RDerose@cde.ca.gov](mailto:RDerose@cde.ca.gov), 916-323-0472

School Name	School Code	Authorized SWP	Low Income %	Local Board Approval Date SWP Plan (MM/DD/YYYY)	Local Board Approval Date SWP Waiver (MM/DD/YYYY)	SIG Approval Date (MM/DD/YYYY)
TEACH Tech Charter High	0129627	Y	93%	03/06/2019		

### \*\*\*Warning\*\*\*

The data in this report may be protected by the Family Educational Rights and Privacy Act (FERPA) and other applicable data privacy laws. Unauthorized access or sharing of this data may constitute a violation of both state and federal law.



**California Department of Education****Consolidated Application**

TEACH Academy of Technologies (19 64733 0122242)

Status: Certified  
Saved by: charter impact  
Date: 2/25/2020 2:50 PM**2019-20 School Student Counts**

The purpose of this data collection is to allow the LEA to enter school-level student data. The information entered will be used to calculate eligibility and ranking for Title I, Part A school allocations.

**CDE Program Contact:**Rina DeRose, Federal Programs and Reporting Office, [RDerose@cde.ca.gov](mailto:RDerose@cde.ca.gov), 916-323-0472

School ranking options

Within the LEA

Select the highest to lowest school ranking method (Note: This selection impacts the order in which schools are displayed in the Title I, Part A School Allocations form).

Select a low income measure

FRPM

School Name	School Code	Low Grade Offered	High Grade Offered	Grade Span Group	Student Enrollment	Eligible Low Income Students Ages 5-17
TEACH Academy of Technologies	0122242	5	8	2	474	454

**\*\*\*Warning\*\*\***

The data in this report may be protected by the Family Educational Rights and Privacy Act (FERPA) and other applicable data privacy laws. Unauthorized access or sharing of this data may constitute a violation of both state and federal law.

**California Department of Education****Consolidated Application**

TEACH Tech Charter High (19 64733 0129627)

Status: Certified  
Saved by: charter impact  
Date: 2/25/2020 2:55 PM**2019-20 Title I, Part A School Allocations**

This report identifies the amount of Title I, Part A funds to be allocated to eligible schools.

**CDE Program Contact:**Lana Zhou, Federal Programs and Reporting Office, [lzhou@cde.ca.gov](mailto:lzhou@cde.ca.gov), 916-319-0956  
Rina DeRose, Federal Programs and Reporting Office, [RDerose@cde.ca.gov](mailto:RDerose@cde.ca.gov), 916-323-0472**LEA meets small LEA criteria.**

An LEA is defined as a small LEA if, based on the school list and the data entered in School Student Counts, the LEA meets one or both of the following:

Is a single school LEA

Has enrollment total for all schools less than 1,000

If applicable, enter a Discretion Code. Use lower case only.

**Allowable Discretion Codes**

a - Below LEA average and at or above 35% student low income

d - Waiver for a desegregation plan on file

e - Grandfather provision

f - Feeder pattern

Low income measure

FRPM

Ranking Schools Highest to Lowest

Within the LEA

LEA-wide low income %

93.76%

Available Title I, Part A school allocations

\$117,035

Available parent and family engagement reservation

\$0

School Name	School Code	Grade Span Group	Student Enrollment	Eligible Low Income Students Ages 5-17	Low Income Student %	Eligible to be Served	Required to be Served	Ranking	\$ Per Low Income Student	TIA School Allocation	2018-19 Carryover	Parent and Family Engagement	Total School Allocation	Discretion Code
TEACH Tech Charter High	0129627	3	417	391	93.76	*	*	1	299.32	117034.12	\$0	\$0	117034.12	

**\*\*\*Warning\*\*\***

The data in this report may be protected by the Family Educational Rights and Privacy Act (FERPA) and other applicable data privacy laws. Unauthorized access or sharing of this data may constitute a violation of both state and federal law.

TEACH Preparatory Mildred S. Cunningham & Edith H. Morris Elementary (19  
64733 0138305)

Status: Certified  
Saved by: charter impact  
Date: 2/25/2020 5:18 PM

**2019-20 Certification of Assurances**

Submission of Certification of Assurances is required every fiscal year. A complete list of legal and program assurances for the fiscal year can be found at <https://www.cde.ca.gov/fg/aa/co/ca19assurancetoc.asp>.

**CDE Program Contact:**

Consolidated Application Support Desk, Education Data Office, [conappsupport@cde.ca.gov](mailto:conappsupport@cde.ca.gov), 916-319-0297

**Consolidated Application Certification Statement**

I hereby certify that all of the applicable state and federal rules and regulations will be observed by this applicant; that to the best of my knowledge the information contained in this application is correct and complete; and I agree to participate in the monitoring process regarding the use of these funds according to the standards and criteria set forth by the California Department of Education Federal Program Monitoring (FPM) Office. Legal assurances for all programs are accepted as the basic legal condition for the operation of selected projects and programs and copies of assurances are retained on site. I certify that we accept all assurances except for those for which a waiver has been obtained or requested. A copy of all waivers or requests is on file. I certify that actual ink signatures for this form are on file.

Authorized Representative's Full Name	Raul Carranza
Authorized Representative's Signature	
Authorized Representative's Title	Superintendent
Authorized Representative's Signature Date	06/27/2019

**\*\*\*Warning\*\*\***

The data in this report may be protected by the Family Educational Rights and Privacy Act (FERPA) and other applicable data privacy laws. Unauthorized access or sharing of this data may constitute a violation of both state and federal law.

TEACH Preparatory Mildred S. Cunningham & Edith H. Morris Elementary (19  
64733 0138305)

Status: Certified  
Saved by: charter impact  
Date: 2/25/2020 5:18 PM

**2019-20 Protected Prayer Certification**

ESSA Section 8524 specifies federal requirements regarding constitutionally protected prayer in public elementary and secondary schools. This form meets the annual requirement and provides written certification.

**CDE Program Contact:**

Franco Rozic, Title I Monitoring and Support Office, [frozic@cde.ca.gov](mailto:frozic@cde.ca.gov), 916-319-0269

**Protected Prayer Certification Statement**

The LEA hereby assures and certifies to the California State Board of Education that the LEA has no policy that prevents, or otherwise denies participation in, constitutionally protected prayer in public schools as set forth in the "Guidance on Constitutionally Protected Prayer in Public Elementary and Secondary Schools."

The LEA hereby assures that this page has been printed and contains an ink signature. The ink signature copy shall be made available to the California Department of Education upon request or as part of an audit, a compliance review, or a complaint investigation.

The authorized representative agrees to the above statement	Yes
Authorized Representative's Full Name	Raul Carranza
Authorized Representative's Title	Superintendent
Authorized Representative's Signature Date	06/27/2019
Comment	
If the LEA is not able to certify at this time, then an explanation must be provided in the Comment field. (Maximum 500 characters)	

**\*\*\*Warning\*\*\***

The data in this report may be protected by the Family Educational Rights and Privacy Act (FERPA) and other applicable data privacy laws. Unauthorized access or sharing of this data may constitute a violation of both state and federal law.

TEACH Preparatory Mildred S. Cunningham & Edith H. Morris Elementary (19 64733 0138305)

Status: Certified  
 Saved by: charter impact  
 Date: 2/25/2020 5:18 PM

**2019-20 LCAP Federal Addendum Certification**

**CDE Program Contact:**

Local Agency Systems Support Office, [LCFF@cde.ca.gov](mailto:LCFF@cde.ca.gov), 916-323-5233

To receive funding under the Every Student Succeeds Act (ESSA), a local educational agency (LEA) must have a plan approved by the State Educational Agency on file with the State. Within California, LEAs that apply for ESSA funds are required to complete the Local Control and Accountability Plan (LCAP), the LCAP Federal Addendum Template (Addendum), and the Consolidated Application (ConApp). The LCAP, in conjunction with the Addendum and the ConApp, serve to meet the requirements of the ESSA LEA Plan.

In order to apply for funds, the LEA must certify that the 2017/18–2019/20 LCAP has been approved by the local governing board or governing body of the LEA. As part of this certification the LEA is agreeing to submit the LCAP Federal Addendum that has been approved by the local governing board or governing body of the LEA to the California Department of Education (CDE), and acknowledging that the LEA agrees to work with the CDE to ensure that the Addendum addresses all required provisions of the ESSA programs for which they are applying for federal education funds.

<b>County Offices of Education and School Districts Enter the original approval date of the county office of education or school district 2017/18–2019/20 LCAP</b>	
Note: For districts, the date should be the day your county office of education (COE) approved your 2017/18–2019/20 LCAP. For COEs, it should be the date the CDE approved your 2017/18–2019/20 LCAP.	
<b>Charter Schools Enter the adoption date of the charter school LCAP</b>	06/12/2019
Authorized Representative's Full Name	Raul Carranza
Authorized Representative's Title	Superintendent

**\*\*\*Warning\*\*\***

The data in this report may be protected by the Family Educational Rights and Privacy Act (FERPA) and other applicable data privacy laws. Unauthorized access or sharing of this data may constitute a violation of both state and federal law.

**California Department of Education****Consolidated Application**TEACH Preparatory Mildred S. Cunningham & Edith H. Morris Elementary (19  
64733 0138305)Status: Certified  
Saved by: charter impact  
Date: 2/25/2020 5:18 PM**2019-20 Application for Funding****CDE Program Contact:**Consolidated Application Support Desk, Education Data Office, [conappsupport@cde.ca.gov](mailto:conappsupport@cde.ca.gov), 916-319-0297**Local Governing Board Approval**

The local educational agency (LEA) is required to review and receive approval of their Application for Funding selections with their local governing board.

Date of approval by local governing board	07/24/2019
---	------------

**District English Learner Advisory Committee Review**

Per Title 5 of the California Code of Regulations Section 11308, if your LEA has more than 50 English learners, then the LEA must establish a District English Learner Advisory Committee (DELAC) which shall review and advise on the development of the application for funding programs that serve English learners.

DELAC representative's full name (non-LEA employee)	Raul Carranza
DELAC review date	07/24/2019
Meeting minutes web address Please enter the web address of DELAC review meeting minutes (format <a href="http://SomeWebsiteName.xxx">http://SomeWebsiteName.xxx</a> ). If a web address is not available, then the LEA must keep the minutes on file which indicate that the application was reviewed by the committee.	<a href="http://www.teachpublicschools.org">http://www.teachpublicschools.org</a>
DELAC comment If an advisory committee refused to review the application, or if DELAC review is not applicable, enter a comment. (Maximum 500 characters)	

**Application for Categorical Programs**

To receive specific categorical funds for a school year the LEA must apply for the fund by selecting Yes. Only the categorical funds the LEA is eligible to receive are displayed.

<b>Title I, Part A (Basic Grant)</b> ESSA Sec. 1111et seq. SACS 3010	Yes
<b>Title II, Part A (Supporting Effective Instruction)</b> ESEA Sec. 2104 SACS 4035	Yes
<b>Title III English Learner</b> ESEA Sec. 3102 SACS 4203	No
<b>Title III Immigrant</b> ESEA Sec. 3102 SACS 4201	No

**\*\*\*Warning\*\*\***

The data in this report may be protected by the Family Educational Rights and Privacy Act (FERPA) and other applicable data privacy laws. Unauthorized access or sharing of this data may constitute a violation of both state and federal law.

TEACH Preparatory Mildred S. Cunningham & Edith H. Morris Elementary (19  
64733 0138305)

Status: Certified  
Saved by: charter impact  
Date: 2/25/2020 5:18 PM

## 2019-20 Application for Funding

**CDE Program Contact:**

Consolidated Application Support Desk, Education Data Office, [conappsupport@cde.ca.gov](mailto:conappsupport@cde.ca.gov), 916-319-0297

<b>Title IV, Part A (Student Support)</b>  ESSA Sec. 1112(b) SACS 4127	Yes
---	-----

**\*\*\*Warning\*\*\***

The data in this report may be protected by the Family Educational Rights and Privacy Act (FERPA) and other applicable data privacy laws. Unauthorized access or sharing of this data may constitute a violation of both state and federal law.

TEACH Preparatory Mildred S. Cunningham & Edith H. Morris Elementary (19  
64733 0138305)

Status: Certified  
Saved by: charter impact  
Date: 2/25/2020 5:18 PM

**2019-20 Substitute System for Time Accounting**

This certification may be used by auditors and by California Department of Education oversight personnel when conducting audits and sub-recipient monitoring of the substitute time-and-effort system. Approval is automatically granted when the local educational agency (LEA) submits and certifies this data collection.

**CDE Program Contact:**

Arturo Ambriz, Financial Accountability and Info Srv Office, [AAmbriz@cde.ca.gov](mailto:AAmbriz@cde.ca.gov), 916-323-0765

The LEA certifies that only eligible employees will participate in the substitute system and that the system used to document employee work schedules includes sufficient controls to ensure that the schedules are accurate. Detailed information on documenting salaries and wages, including both substitute systems of time accounting, are described in Procedure 905 of the California School Accounting Manual posted on the web at <https://www.cde.ca.gov/fg/ac/sa/>.

2019-20 Request for authorization	No
LEA certifies that the following is a full disclosure of any known deficiencies with the substitute system or known challenges with implementing the system (Maximum 500 characters)	

**\*\*\*Warning\*\*\***

The data in this report may be protected by the Family Educational Rights and Privacy Act (FERPA) and other applicable data privacy laws. Unauthorized access or sharing of this data may constitute a violation of both state and federal law.



# Coversheet

## E-Rate

**Section:** III. ITEMS SCHEDULE FOR INFORMATION & POTENTIAL ACTION  
**Item:** E. E-Rate  
**Purpose:** Vote  
**Submitted by:**  
**Related Material:** FY 2020 Revised Spectrum Response to Teach\_Public\_Schools.pdf  
Erate Cat 1 Packet for TPS Board FY 2020 TEACH 02-24-2020.pdf  
TPS RFP FY2020 Cat2.pdf

GENERAL

# Spectrum Enterprise

## Internet Service Proposal for TELECOMMUNICATIONS AND WIDE AREA NETWORK (WAN) CONNECTIVITY

Presented To:

Teach Public Schools  
Director of Operations, Data and Technology  
1846 W . Imperial Hwy  
Los Angeles, CA 90047  
erate@teachps.org

Presented By:

Mr. Joe Torres  
Strategic Account Executive - Gov' t / Education 17777  
Center Court Drive  
Cerritos, CA 90703  
( 562 ) 417 - 7579  
joe.torres@charter.com





Friday, February 7 , 2020

Mr. Enrique Robles  
Director of Operations, Data and Technology  
Teach Public Schools  
1846 W. Imperial Hwy  
Los Angeles, CA 90047  
[erate@teachps.org](mailto:erate@teachps.org)

Dear Mr. Robles:

Spectrum Enterprise\* is pleased to submit the enclosed proposal in response to your Request for Proposal ( RFP). Our response demonstrates Spectrum's ability to provide network solutions that will enable Teach Public Schools to meet its technology needs.

Spectrum provides advanced broadband services to more than one million business Customers nationally, and we are one of the largest Ethernet providers in the country and the largest provider in the major US cities we serve.

Partnering with Spectrum provides the foundation to open opportunity, drive Innovation and deliver exceptional experiences. Spectrum's advanced technology and product innovations address customer's growing demands for increased bandwidth, Scalability, reliability and mobility. Spectrum is committed to delivering industry- leading client service and support.

Thank you for the opportunity to submit this response to your RFP. Please do not Hesitate to call if you have further questions or if there is anything else you need at this time. I look forward to speaking with you soon!

Sincerely,

*Mr. Joe Torres*

Strategic Account Executive - Gov' t / Education

---

\* Spectrum Enterprise is a commercial brand of Charter Communications, Inc. The legal entity proposing hereunder is Charter Communications Operating LLC, a subsidiary of Charter Communications, Inc.



## **LEGAL DISCLAIMER and SUMMARY**

This proposal shall not be considered an acceptance of any offer by Teach Public Schools or otherwise create a binding contract between Teach Public Schools and Spectrum. This proposal is submitted with the express understanding that the specific, comprehensive terms under which Spectrum and Teach Public Schools may enter into a binding contract are understood to be subject to negotiation between the parties Hereafter. The terms of this proposal are confidential and should not be disclosed directly or indirectly to any third party, except as may be required by law.

This proposal may assume a certain minimum level of acceptance of our bid. In the event only a portion of Spectrum's proposal is accepted, our offer may be affected  
Requiring Spectrum to review any such partial acceptance before final bid acceptance.



## DEFINITIONS OF ABBREVIATED TERMS

Technology evolves at a rapid pace and Spectrum stays on the cutting edge of that evolution. The names of specific technologies or services are sometimes cumbersome and become abbreviated for colloquial use. We have provided a list of the terms used throughout this proposal and have defined them for your convenience.

SINGLE LOCATION TERMS	ABBREVIATION
INFORMATION TECHNOLOGY	IT

SERVICE PROPOSAL TERMS	ABBREVIATION
PRIVATE BRANCH EXCHANGE	PBX
MONTHLY RECURRING CHARGE	MRC
NON- RECURRING CHARGE	NRC
QUANTITY	QTY
SERVICE CAPACITY	SVC. CAP.
INTERNET PROTOCOL	IP
DIRECT INWARD DIAL	DID
MINUTES OF USE	MOU

FIA TERMS	ABBREVIATION
FIBER INTERNET ACCESS	FIA
LOCAL AREA NETWORK	LAN
NETWORK OPERATIONS CENTER	NOC
SERVICE LEVEL AGREEMENT	SLA

## **Table of Contents**

<b>Legal Disclaimer and Summary</b> .....	<b>3</b>
<b>Definitions Of Abbreviated Terms</b> .....	<b>4</b>
<b>Executive Summary</b> .....	<b>6</b>
<b>About Us</b> .....	<b>8</b>
<b>Connecting Your Campus with Advanced Learning</b> .....	<b>9</b>
<b>Everything Begins and Ends within Your Four Walls</b> .....	<b>10</b>
<b>Fiber Internet Access</b> .....	<b>11</b>
<b>Spectrum Service Proposal</b> .....	<b>13</b>
<b>Spectrum’s Response To Teach Public Schools</b> .....	<b>19</b>
<b>Appendix I</b> .....	<b>30</b>



## EXECUTIVE SUMMARY

Spectrum Enterprise (“Spectrum”), a commercial brand of Charter Communications, Inc. is pleased to provide this response illustrating our ability to provide Teach Public Schools with broadband services. We take pride in being an innovative resource for businesses, schools and communities. Our reliable and economical service is a natural fit with your mission.

### Bring Advanced and Affordable Technology to Your Schools

Advanced communications services and computing technologies in the classroom have become vital to education. Unfortunately, today’s challenging economic environment has put education and technology budgets under tremendous pressure. It is a challenge for schools to get access to technologies that help drive greater student achievements.

The Federal Government created the E- rate Program to help with the need for communications services and budgeting problems. Funded by the Universal Service Administrative Company (USAC), this program offers 20 - 90 percent off standard retail rates on eligible communications services to eligible schools, libraries, and their districts. Federally funded E- rate discounts have made today’s technology more affordable.

### Spectrum’s Solution

Since 1998, Spectrum has worked with thousands of E- rate accounts. We understand the E- rate program and how best to benefit from it. Our experience in this area will provide E- rate specialists who understand:

- rules and regulations to participate in the program
- billing and standard discounts

Technology and education have converged, and your communications needs are growing rapidly.

### Get Powerful Services with the Financial Benefits of E - rate

Research shows that technology use is a top- Five indicator of better discipline, better attendance, and increases in college enrollment. Educational organizations are leveraging E- rate by partnering with Spectrum to reduce cost and implement technology for greater student achievement. We have invested the time and effort to ensure our sales and support teams have the expertise to help you get the best services through the E- rate program.

### Unsurpassed Expertise and Customer Support

A network of specially trained, industry experts supports Spectrum. We have around-the- clock, U. S.- based business support centers and knowledgeable, locally based technicians who are specifically trained to help with your unique needs. Our dedicated work ethic, shared knowledge, and proprietary systems allow us to ensure that the solutions we are quoting Teach Public Schools will match your specific and discrete needs.



When you collaborate with Spectrum for communications services, we assign a dedicated account team who will support your services:

- **Account Executive:** a dedicated, local market expert who is available for your consultation needs
- **Sales Engineering:** trained technical experts who customize designs based on your needs
- **E-rate Specialists:** experienced with E-rate rules and regulations and are billing and standard discounts experts
- **Project Management:** customer focused experts who manage your build and communicate with you every step of the way
- **Account Manager:** your point of contact; responsible for providing you with accurate billing and consultation on future growth needs
- **Network Operations Center:** Spectrum staff that continuously monitors the network

### Implementation Plan

Upon award of the project, Spectrum will meet with your technical staff to create the project work plan. The work plan will include an assessment of site readiness with specific recommendations based upon site visits. Spectrum will jointly prepare a project work schedule with Teach Public Schools , identifying key project milestones.

We will assign a team experienced in designing, implementing, and maintain large - scale networks to this project. We dedicate in- house project managers who will be the point of contact for the project life cycle. Our project managers understand the importance of meeting deadlines and satisfying customer expectations.

Spectrum operates with a team concept. We ensure work is crosschecked and resources are available to provide backup support, as needed, and that are knowledgeable in the processes and procedures used in this project .

Upon completion of the construction, the project will be handed off to a local Network Technician who will install the Spectrum equipment, as applicable, at each respective Teach Public Schools' site. The Network Technician will work with the Network Operations Center to verify connectivity and to provision the correct bandwidth. We will notify you once installation and testing are complete , and service is available for use.

Spectrum ' s implementation plan is an estimate only. Actual dates and periods may vary due to, but not limited to, inclement weather. The estimate for your service delivery is expected to be 90 days.





## ABOUT US

Spectrum Enterprise, a commercial brand of Charter Communications, Inc. is a national provider of scalable, fiber- based technology solutions serving many of America' s largest businesses and communications service providers. The broad Spectrum Enterprise portfolio of networking and managed services solutions includes Internet access, Ethernet and Managed Network Services, Voice and TV solutions . Our team of experts works closely with clients to achieve greater business success by providing solutions designed to meet their evolving needs. For more information, visit [enterprise.spectrum.com](https://enterprise.spectrum.com) .

Standing at the intersection of technology and entertainment, we facilitate essential communications that connect more than 28 million residential and commercial customers in 41 states. Our commitment to serving customers and exceeding their expectations is the foundation of our business strategy and this philosophy that guides our 98 , 000 employees.

All of our services are delivered over our state - of- the- art network and we back them up with professional customer service and support from local technicians. W e are dedicated to bringing our clients innovative, reliable services, and responsible care.

Additional financial information about Spectrum Enterprise , including annual and quarterly reports, may be found at our [Investor Relations](#) portal.

For more information about Charter, visit the [Charter Communications Newsroom](#) .



## CONNECTING YOUR CAMPUS WITH ADVANCED LEARNING

Deliver the connectivity that equips teachers, empowers students, and seamlessly helps staff, students, and visitors collaborate and connect. A smart technology partner helps you bring the promise of education to life.

### Supporting Digital Learning for K-12 with E- rate

#### Helping You Enrich 21st- Century Learning with E-rate Services

Dwindling budgets and increasing regulations present a challenge to many schools in acquiring the technologies needed to fuel today' s digital learning environments. The E- rate program is an invaluable resource for K - 12 schools and libraries to obtain affordable access to advanced telecommunication services, and Spectrum Enterprise offers a suite of E- rate- eligible services— and local, dedicated education representatives— to help you navigate the program and attain a rich and secure digital infrastructure.

#### What Is the E-rate Program?

As part of the Federal Telecommunications Act of 1996 , the E- rate program was created to provide eligible K - 12 schools and libraries with discounts of up to 90 percent on select telecommunications services to meet their growing connectivity needs. This federal program is administered by the Schools and Libraries Division ( SLD) of the [Universal Service Administrative Company \( USAC\)](#) .

#### How We Can Help

Spectrum Enterprise provides a complete solution for the K- 12 marketplace, with services that enable students and educators to access digital learning via a secure infrastructure, whether i t is using instructional course materials, interacting with classmates or taking exams on a mobile device.

We became a compliant E- rate service provider in 1998 , and we take pride in being one of the largest E- rate service providers today, working with hundreds of school districts nationwide and delivering service to more than 10 , 000 locations and millions of students.

Our team of Education professionals can help you access information to achieve maximum E- rate funding. We stay up to date on the latest FCC provisions and rules and can help you navigate the E- rate application process to transition your learning environment to the ever- changing digital world. For assistance, contact a local, dedicated Spectrum Enterprise Education representative.



## EVERYTHING BEGINS AND ENDS WITHIN YOUR FOUR WALLS

**IT Operations for a Single Location Produces a Unique Set of Challenges** In many ways, the IT needs of a single location are more challenging than a business with hundreds of office locations. A slow connection or an outage for a large multi-location business is an inconvenience, but if a company that operates from a single location that loses connectivity, your operation stops - no phones, no Internet and no clients. Your network not only supports your day-to-day operations, it's also your source for staying ahead of the competition. While businesses of all sizes are using cloud and mobility to fuel their ability to be more efficient and increase revenue, single location operations have a far greater opportunity to more rapidly turn technology into a competitive advantage.

### Spectrum Enterprise Enables Innovation

To lead the competition, you need network access that's reliable, secure and affordable, and it needs to be scalable to grow with your business. Our cloud connectivity solutions, high-speed Internet connectivity, highly-performing networking and voice services can give you the access to the innovation you need to establish and maintain a competitive advantage.

With Spectrum, you can:

- Grow your business with high-performance cloud connectivity that's scalable, reliable, and secure
- Create a great client experience across every channel—online, in person, and over the phone
- Save your company time, money, and internal resources with a dedicated account team that is with you every step of the way



## FIBER INTERNET ACCESS

Every second your business waits for file uploads, downloads and transfers is lost time, productivity and revenue.

### [Fiber Internet Access overview](#)

Fiber Internet Access (FIA) from Spectrum Enterprise provides secure, symmetrical connectivity—ranging from 25 Mbps to 10 Gbps—backed by industry-leading service-level agreements (SLAs) for performance and uptime. Whether your business is in a rural or a metropolitan location, you can count on reliable, as well as consistent, speeds because of Spectrum Enterprise's fiber-rich network.

When you require equally high-capacity, scalable upload and download access, FIA delivers with predictably fast, high-bandwidth, secure Internet service to power your business.

---

### Product

- **Integrate Robust Managed Network Security:** Optional Managed Router Service for Internet is available for one predictable, cost-effective monthly fee

---

### Product highlights

- **Enable High-bandwidth connectivity:** Dedicated, consistent symmetrical bandwidth is backed by industry-leading SLAs to help ensure network availability, Mean Time to Restore (MTTR), latency and packet delivery
- **Maximize Internet speeds:** Enjoy consistent, symmetrical speeds ranging from 25 Mbps to 10 Gbps
- **Ensure reliability regardless of location:** Get reliable connectivity whether your business is in a metropolitan or outlying area
- **Enable end-to-end security:** Dedicated connectivity is delivered over Spectrum Enterprise's secure, fiber-rich network
- **Ensure maximum performance and uptime:** Proactive monitoring is offered 24/7/365
- **Rely on dedicated support:** Spectrum Enterprise Technical Specialists are available 24/7/365



**PRODUCT BRIEF FIBER INTERNET ACCESS**

**Technical Specifications Network**

- IP over IEEE 802.3-based, full-duplex, non-circuit switched services
- Provisioned on our advanced fiber-rich network from the client premises to one of many Spectrum Enterprise hub locations throughout the Spectrum Enterprise network footprint
- Multiple levels of network fault tolerance provide a highly reliable and secure Internet access service
- Fiber access circuit is insusceptible to electromagnetic interference

**Routing**

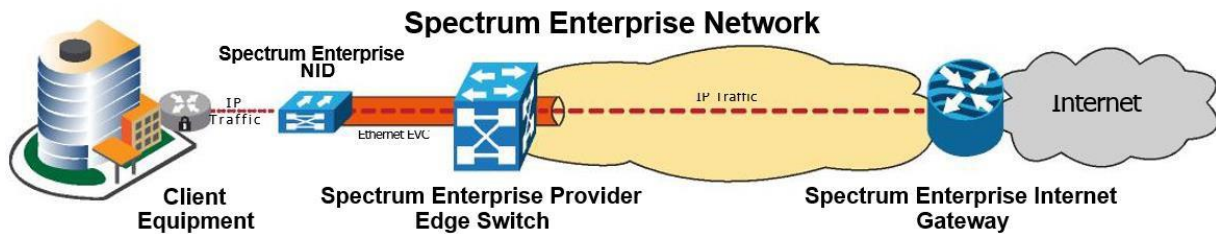
- Routing options are static routing or border gateway protocol (BGP)

**Static IP Addresses**

- IP address space is included
- Spectrum Enterprise offers dualstacking of IPv4 and IPv6 address space

**Internet Access Demarcation**

- Fiber connections to the Spectrum Enterprise network are managed by a dedicated network interface device
- All traffic is routed over the Spectrum Enterprise IP network until the traffic is required to travel to the public network



Learn more at

[enterprise.spectrum.com](http://enterprise.spectrum.com)



### SPECTRUM SERVICE PROPOSAL

These prices will remain in effect throughout the Initial Order Term, subject to the following contingencies:

- final engineering, design and site visits; and
- acceptance of Spectrum’s Commercial Terms of Service which is posted to the Spectrum Enterprise website at <https://enterprise.spectrum.com/legal/se-terms-and-conditions.html> (or any successor url) (the “Service Agreement”), incorporated into this response by reference and made a part thereof, which shall govern the contractual relationship between the parties and the provision of the services (the “Services”) under the Service Agreement.

### Investment for Spectrum Services Based on Various Terms

A: LOCATION ADDRESS	Product	Speed	Term	QTY	MRC*	NRC*
<b>SAME PRODUCTS AND TERMS FOR ALL LOCATIONS</b>	<b>FIA</b>	<b>1G</b>	<b>36 MONTHS</b>	<b>1</b>	<b>\$800.00</b>	<b>0</b>
8505 S. Western Ave., Los Angeles, CA 90047						
10000 S. Western Ave., Los Angeles, CA 90047						
10045 S. Western Ave., Los Angeles, CA 90047						
10616 S. Western Ave., Los Angeles, CA 90047						
16000 S. Western Ave., Los Angeles, CA 90047						
1846 W. Imperial Hwy., Los Angeles, CA 90047						
8505 S. Western Ave., Los Angeles, CA 90047	<b>IP</b>		<b>36 MONTHS</b>	<b>5</b>	<b>\$0</b>	
10000 S. Western Ave., Los Angeles, CA 90047						
10045 S. Western Ave., Los Angeles, CA 90047						
10616 S. Western Ave., Los Angeles, CA 90047						
16000 S. Western Ave., Los Angeles, CA 90047						



<b>1846 W. Imperial Hwy., Los Angeles, CA 90047</b>						
<b>8505 S. Western Ave., Los Angeles, CA 90047</b>	<b>MSS</b>	<b>501-1000M</b>	<b>36 MONTHS</b>	<b>1</b>	<b>\$350.00</b>	
<b>10000 S. Western Ave., Los Angeles, CA 90047</b>						
<b>10045 S. Western Ave., Los Angeles, CA 90047</b>						
<b>10616 S. Western Ave., Los Angeles, CA 90047</b>						
<b>16000 S. Western Ave., Los Angeles, CA 90047</b>						
<b>1846 W. Imperial Hwy., Los Angeles, CA 90047</b>						



\* MRCs and NRCs are subject to taxes, fees and surcharges as described in Section 7 (b) ( Taxes, Surcharges and Fees) of Spectrum' s Commercial Terms of Service.

Pricing is provided only for the sites shown in the Pricing Proposal. Pricing for additional sites which the parties may agree to add under the resulting contract shall be determined upon Spectrum' s receipt of site information for the new service location, evaluation of the requested services, performance of surveys, and other site information that may be required. In the event a Service Location is under an existing contract with Spectrum, the new contract term would go into effect upon the expiration of the then- current Service term under such existing contract.





In the event a Service Location is under a n existing Spectrum Service Agreement, Pricing and Service( s) ( i f different from those currently being provided by Spectrum) Proposed under this proposal are not available until the existing Order Term has been fulfilled under the terms of such existing Service Agreement and the applicable Service Order.



## SPECTRUM'S RESPONSE TO TEACH PUBLIC SCHOOLS

Spectrum Enterprise (Spectrum) is pleased to submit this formal proposal for Internet Service to Teach Public Schools. On the pages to follow, Spectrum has responded to your Request for Proposal and addressed each requirement to demonstrate that we can provide you with the best, most timely, cost effective solution to meet your needs. We based our responses on an understanding of your needs from both a technical and a business perspective. Whenever possible, we linked our responses back to your needs to show you not only what we offer, but also why it matters to you. We also provided evidence of our competence to deliver solutions in a professional manner, and have indicated the value of our recommendations for you.

As the second largest cable operator in the United States, Spectrum can provide customized solutions in several marketplaces that are unified, powerful, cost-effective, easily managed, and perhaps most importantly, reliable.

Spectrum owns and operates our network from end-to-end and offers one phone number to call after installation for all support and service inquiries. There is never any question as to how to get help, or who will be supporting you should you ever need assistance.

- **Service and Savings:** Owning our network allows us to not only manage and monitor your services, but also pass cost savings on to our end customers with highly competitive rates
- **Reliable connectivity:** With dedicated connectivity up to 10 Gbps, Spectrum can offer the newest technology and services
- **Adaptability:** Spectrum offers future-proof solutions that are scalable and flexible to adapt to our customers changing requirements
- **Service:** We serve all of our customers with a dedicated team of Account Executives with supporting teams that understand complex requirements for acquiring, funding and installing solutions like yours

We understand that not all businesses have the same needs and are committed to working with our clients to move past limitations, integrating the most valuable solutions, and achieving greater success together. We invite you to review the following response and discover how Spectrum can provide a solution for you. Our customers value our knowledge and understanding of their challenges, objectives, operating environments, and rely on our accumulation of best practices from the industry. We realize that your initiatives can often create more ways to use our services than was originally anticipated, so you need to be able to adapt quickly, as demand increases. Since we design solutions that solve your specific needs and anticipate future growth needs, we know that you will achieve the results that you expect from your broadband provider now, and into the future.



**BACKGROUND**

**TEACH Public Schools | BEN: 17022941  
2020-2021 Funding Year: E-RATE Bid  
Information Form 470 Category 1**

TEACH Public Schools District operates **4 Schools** that provide individualized education to our students.

**OUR MISSION**

The mission of TEACH Public Schools is to create a high quality, innovative teaching, and learning environment that focuses on literacy, integrating state-of-the-art technologies across the core curriculum to achieve academic proficiency for all students.

**OUR LOCATIONS**

BEN	SCHOOL NAME	SCHOOL ADDRESS
17019804	TEACH Preparatory Elementary	8505 S. Western Ave. Los Angeles, CA
17022929	TEACH Academy of Technologies (Purple)	10000 S. Western Ave. Los Angeles, CA
16071381	TEACH Academy of Technologies (Gold)	10045 S. Western Ave. Los Angeles, CA
16082080	TEACH Tech Charter High School	10616 S. Western Ave. Los Angeles, CA
17023162	TEACH Public Schools Central Office / TTCHS	16000 S. Western Ave. Los Angeles, CA

**E-R ATE CONTACT INFORMATION**

Mr. Enrique Robles  
 Director of Operations, Data and Technology  
[erate@teachps.org](mailto:erate@teachps.org) | 323-872-0808 ext. 7624

**CATEGORY 1: TELECOMMUNICATIONS AND WIDE AREA NETWORK (WAN) CONNECTIVITY**

**Internet Access Request**

**Lit Fiber**

TEACH Public Schools, hereafter referred to as Applicant, is requesting proposals for Leased Lit Fiber Service. Pricing should include dedicated, consistent symmetrical bandwidth. The new service is expected to begin on July 1, 2020, which represents the expiration of the current service.

Please review Spectrum' s Service Proposal for pricing, Order Term, Service Location and bandwidth information.



Spectrum shall endeavor to meet the July 1, turn - up date for Universal Service Administrative Company ( USAC) funding. However, due to time constraints which are required for construction, designs, permits, and various other factors, Spectrum may not be able to meet the USAC funding date. Therefore, Spectrum encourages new customers to file for funding at the earliest availability within USAC' s guidelines and obtain a Funding Commitment Decision Letter, to allow Spectrum as much time as possible to meet the July 1, turn-up date. Additionally, it may be in the best interest of Spectrum' s new customers to file through USAC for temporary funding for their current provider for a period sufficient to cover Spectrum' s implementation timeline. Spectrum' s implementation goal is 90 to 120 days, however, upon award, a more accurate estimate will be provided once a project team has been assigned.

### **Information Requested**

- **Bid Format:** Two copies of the bid in hard copy plus one copy available electronically or via Google Drive or Dropbox with all the files of the bid electronically.

Spectrum understands and has complied.

- **Contract term:** TEACH is seeking to receive multi-year [1,3,5] contract options. [3 or 5 years] contracts should allow for upgrades to quoted bandwidth throughout the terms of the contract.

Please review Spectrum' s Service Proposal herein for pricing, Order Term, and bandwidth information.

The Spectrum Commercial Terms of Service, including Attachments and Service Order ( collectively, the " Service Agreement") which are posted to the Spectrum Enterprise website at [https://enterprise.spectrum.com/legal/se - terms- and- conditions. html](https://enterprise.spectrum.com/legal/se-terms-and-conditions.html) ( or any successor url), are incorporated into the response by reference and made a part thereof, shall govern the contractual relationship between the parties and the provision of the services ( the " Services") under the Service Agreement. The exceptions to the RFP sections set forth herein shall apply to the parties should the Services be awarded to Spectrum.

Customer shall have the option to add Services and increase speed and bandwidth during the Order Term of the Service Agreement. Customer will notify Spectrum of its desired additional Services or increased speed and bandwidth and, provided that Spectrum is able and willing to provide the requested change in Services, Customer shall be responsible for the corresponding increase in Monthly Recurring Charges for such additional Services or increased speed and bandwidth, as well as construction and installation costs ( i f applicable). Customer shall not reduce Services or decrease speed and bandwidth f rom those set forth in the Service Agreement except as provided in the terms and conditions or as otherwise agreed to in



writing by Spectrum. Added services may be coterminous if the parties agree upon appropriate Monthly Recurring Charges and any non - recurring charges to correspond with the decreased initial term for such additional Services .

- The cost to provide Internet Access (Bandwidth). Bidder's price shall include the following:
  - The available bandwidth should be a minimum of 500 Mbps and up to 10 Gbps
  - The service hand-off shall be direct to the Owner's supplied Local Area Network.
  - Internet access availability of 24 hours, 7 days a week, 365 days a year.

Please review Spectrum' s Service Proposal herein for pricing, Order Term, Service Location, and bandwidth information.

Spectrum' s obligation is to provide Communications Services to the customer-accessible interface device or equipment installed by Spectrum at the Spectrum Network Demarcation Point at the Service Location. The " Demarcation Point" is the point of interconnection between the Spectrum Equipment or other facilities and the wiring at the Service Location. Additional charges may be applicable to extend the demarc for any sites identified as a Type II Service Location.

Unless otherwise set forth in an Attachment or service level agreement, Spectrum will use commercially reasonable efforts to provide the Services to Customer twenty- four ( 24 ) hours per day, seven ( 7 ) days per week. It is possible, however, that there will be interruptions of Service. The Service may be unavailable f rom time- to- time either for scheduled or unscheduled maintenance, technical difficulties, or for other reasons beyond Spectrum' s reasonable control. Temporary service interruptions or outages for such reasons, as well as service interruptions or outages caused by Customer, its agents and employees, or by a Force Majeure Event, shall not constitute a failure by Spectrum to perform its obligations under this Service Agreement.

- Include any one-time and recurring costs.

Please review Spectrum' s Service Proposal herein for pricing, Order Term, and bandwidth information.

- Support agreements, including response times.

Spectrum has included its SLAs as part of its response. Please review for specific information related to Spectrum' s service metrics, outages, maintenance and applicable remedies.



- **Timeline stating the number of days that services will be operational from the date of order.**

So long as Customer properly performs all necessary site preparation and provides Spectrum with all required consents, Spectrum shall endeavor to meet the Customer's desired installation date. However, due to time constraints which are required for construction, designs, permits and various other factors, Spectrum will only commit to an estimated timeframe for delivery of Service. Spectrum's implementation goal is typically 90 - 120 days, however, upon award, a more accurate estimation will be provided once a project team has been assigned.

The "Initial Order Term" is the time period starting on the date the Services are functional in all material respects and available for use ( the "Billing Start Date" ), and continuing for the period of time specified in the Service Order( s). Upon expiration of the Initial Order Term, the applicable Service Order shall automatically renew for successive one - month terms ( each a "Renewal Order Term" , collectively with the Initial Order Term, the "Order Term" ), unless either Spectrum or Customer elects to not renew the Service Order by notice provided to the other at least thirty ( 30 ) days in advance of the expiration of the then - current Order Term.

Upon award of the project, Spectrum will meet with your technical staff to create the project work plan. The work plan will include an assessment of site readiness with specific recommendations based upon site visits. Spectrum will jointly prepare a project work schedule with Teach Public Schools, identifying key project milestones.

We will assign a team experienced in designing, implementing, and maintain large-scale networks to this project. We dedicate in - house project managers who will be the point of contact for the project life cycle. Our project managers understand the importance of meeting deadlines and satisfying customer expectations.

Spectrum operates with a team concept. We ensure work is crosschecked and resources are available to provide backup support, as needed, and that are knowledgeable in the processes and procedures used in this project.

Upon completion of the construction, the project will be handed off to a local Network Technician who will install the Spectrum equipment, as applicable, at each respective Teach Public Schools' site. The Network Technician will work with the Network Operations Center to verify connectivity and to provision the correct bandwidth. We will notify you once installation and testing are complete, and service is available for use.

Spectrum's implementation plan is an estimate only. Actual dates and periods may vary due to, but not limited to, inclement weather. The estimate for your service delivery is expected to be 90 days.



- Provide a minimum of three (3) K-12 public school district and/or charter school organizations references within California.

Spectrum references are provided subject to obtaining the prior applicable consents from relevant references. Customer Proprietary Network Information ( CPNI) considerations prohibit Spectrum from publicly disclosing customer specific service information.

Reference # 1	
Contact Name	John Spiratos
Contact Title	Director of IT
Contact's Telephone	562.799.4700 X443
Contact's Email Address	J_spiratos@losal.org
Organization Name	Los Alamitos Unified School District
Organization Address	10293 Bloomfield Street, Los Alamitos, CA 90720
Date of Contract	January 2007
Date Service Was Fully "Turned Up"	June 2007
Nature & Duration of Service	TWC Fiber Mesh Network for District wide area network connectivity and P2P to Orange County Department of Education. The service has been up and stable for 2+ years.
Is This a Candidate for a Site Visit?	YES

Reference # 2	
Contact Name	Damon Rapp
Contact Title	Director of Technology
Contact's Telephone	(909)398-0609 x. 70205
Contact's Email Address	<a href="mailto:drapp@cusd.claremont.edu">drapp@cusd.claremont.edu</a>
Organization Name	Claremont Unified School District
Organization Address	170 W. San Jose Ave. Claremont, CA 91711
Date of Contract	November 2007
Date Service Was Fully "Turned Up"	April 2008



Nature & Duration of Service	TWC Fiber P2P Network for District wide area network connectivity and dedicated fiber Internet access. The service has been up and stable for almost 2 years now.
Is This a Candidate for a Site Visit?	YES

Reference # 3	
Contact Name	Mark Wood
Contact Title	Director of Educational Technology
Contact's Telephone	562-997-8605
Contact's Email Address	<a href="mailto:mwoods@lbschools.net">mwoods@lbschools.net</a>
Organization Name	Long Beach Unified School District
Organization Address	1515 Hughes Way, Long Beach CA
Date of Contract	7-1-2019
Date Service Was Fully "Turned Up"	7-1-2020
Nature & Duration of Service	1Gig ELAN to all 98 schools. Multiple 10G at host and Datacenter
Is This a Candidate for a Site Visit?	YES

Reference # 4	
Contact Name	Dan Stewart
Contact Title	Director of Information Services
Contact's Telephone	661.948.7655 X274
Contact's Email Address	<a href="mailto:dstewart@avuhd.org">dstewart@avuhd.org</a>
Organization Name	Antelope Valley Union High School District
Organization Address	44811 N. Sierra Hwy., Lancaster, CA 93534
Date of Contract	January 2007
Date Service Was Fully "Turned Up"	September 2007
Nature & Duration of Service	TWC Fiber WAN connection 14 locations as well as Internet Access at the DO
Is This a Candidate for a Site Visit?	YES





### **Instructions to Vendors General Information**

All responses shall conform to instructions provided in this Request for Proposal (RFP) document.

Spectrum understands.

### **Deadline for RFP Submittal**

Vendors must submit all required documents before the deadline (see the timeline for exact dates). All proposals shall be complete and final with no additional information required after the close of the submittal date unless specifically requested by TEACH. Responses received after the deadline will be returned unopened as not meeting the RFP requirements.

All proposals shall be firm offers subject to acceptance by TEACH and may not be withdrawn for a period of 90 calendar days following the last day to submit bids. Proposals may not be amended once submitted to TEACH, except as permitted by TEACH.

It is the sole responsibility of the person submitting the proposal to ensure that it is delivered on time.

Two (2) hard copies of the proposal and 1 electronic copy must be received by 02/07/2020 3:00 PM local time (PST) at the following address:

TEACH Public Schools  
Attn: Enrique Robles, Director of Operations, Data & Technology  
1846 W. Imperial Hwy. Los Angeles, CA 90047  
[erate@teachps.org](mailto:erate@teachps.org)

Proposals received after the exact time and date noted will NOT be considered for the bid process.

Spectrum understands.

TEACH shall not be responsible for, nor accept as a valid excuse for a late proposal delivery, any delay in mail service, or other methods of delivery used by the proposer.

Spectrum understands.

### **Request for Proposal Preparation Cost**

Costs for preparing responses and any other related material are the responsibility of the vendor and shall not be chargeable in any manner to



TEACH. TEACH will not be held liable for any cost incurred by vendors in responding to the RFP.

Spectrum understands.

### **Vendor Qualifications**

The vendor must be in business, providing the services requested for a minimum of three (3) years and have an office within 50 miles of Los Angeles.

Spectrum understands and complies and has an office in Cerritos California.

### **Right to Reject Any and All Quotes**

TEACH reserves the right to reject any or all quotation submissions and to waive any informalities or regularities. The Service Provider's quotation submission is recognition of this right.

In addition, TEACH reserves the right to fund, (proceed with project or purchase) or not to fund, regardless of E-Rate approval.

This proposal may assume a certain minimum level of acceptance of our bid. In the event only a portion of Spectrum's proposal is accepted, our offer may be affected requiring Spectrum to review any such partial acceptance before final bid acceptance.

Customer's Service Order will include the following E- rate Contingency Language:

#### **ER RATE FUNDING CONTINGENCY**

Customer may submit this Service Order and the Services Agreement to the Schools and Libraries Division of the Universal Service Administrative Company, ( i . e., the entity appointed by the Federal Communications Commission to administer the Universal Service Program with respect to Schools and Libraries (" E - Rate") funding) as part of any application seeking a federal subsidy or funding.

Customer is responsible for notifying Spectrum of its election of either the Service Provider Invoice (" SPI") or Billed Entity Applicant Reimbursement (" BEAR") discount method by May 15<sup>th</sup> prior to the applicable funding year. Customer must complete and return an " E- Rate Discount Election Form" to Spectrum prior to such date, or Customer will be deemed to have chosen the BEAR discount method for the funding year.

Upon Spectrum's receipt of appropriate notice that Customer is an approved E - Rate program participant for a Service, Spectrum will invoice Customer for the Service in accordance with E- Rate guidelines and/ or rules. If Spectrum invoices Customer for



a Service pursuant to any E - Rate program rates, discounts or credits in advance of receiving such notice and Customer' s request for E - Rate program funding is denied, limited or reduced, Spectrum will invoice Customer and Customer will pay the difference between such invoiced amount( s) and the actual amount of the Service Charges, as described in this Service Order. Notwithstanding anything herein to the contrary, Customer' s obligations under this Service Order shall remain in full force and effect in the event Customer withdraws or is removed f rom the E - Rate program, receives E- Rate program funding that is less than Customer' s requested funding amount, or is denied E- Rate program funding for any Service described in this Service Order. For the avoidance of doubt, Customer is solely responsible for all Service Charges, as described in this Service Order, that were installed prior to the E- Rate program funding year start date.

Spectrum will provide discounts via the Service Provider Invoice ( SPI) Form 474 as long as the customer has been funded through the E - rate program, in which case discounts will be applied to the billing account via credit adjustments. The District may also choose to f i l e a form 472 , the Billed Entity Applicant Reimbursement ( BEAR) Form. Spectrum will only invoice Universal Service Administration Company (USAC) via SPI Form 474 once funding has been committed and the applicant has f i l e d the form 486 and Receipt of Service Confirmation Form with USAC.

Upon award, Spectrum will make recommendations to The District to assist with the applicable paperwork.

### **Bid Protests**

Any bidder who submitted a proposal to TEACH may file a protest if each and all of the following are complied with:

- The protest is in writing;
- The protest is filed and received by the Chief Operating Officer not more than three (3) calendar days following the date of the District' s selection of the apparent lowest responsible bidder;
- The written protest sets forth, in detail, all grounds for the protest, including without limitation all facts, supporting documentation, legal authorities, and arguments in support of the grounds for the protest; any matters not outlined in the written protest shall be deemed waived. All factual contentions must be supported by competent, admissible and credible evidence.

Any protest not conforming to the foregoing shall be rejected by the District as invalid. Provided that a protest is filed in strict conformity with the foregoing, the Chief Operating Officer or such individual(s) as may be designated in his/her discretion, shall review and evaluate the basis of the protest, and shall provide a written decision to the bidder submitting the



protest concurring with or denying the protest. The District’s written decision shall be final and not subject to reconsideration or appeal. No bidder shall seek judicial relief, in any form, relative to TEACH’s intent to award the Contract, or the protest thereof, unless the foregoing protest procedure has been strictly and timely complied with by the bidder. The issuance of a written decision by TEACH shall be an express condition precedent to the institution of any legal proceeding relative to the proposal process, TEACH’s intent to award the Contract, or TEACH’s determination to reject all proposals.

Spectrum reserves the right to any remedy that it may have available in law or equity with regards to the RFP response .

**OUR TIMELINE (SUBJECT TO CHANGE)**

- December 11, 2019 – TEACH Board Meeting to Approve Request for Proposals (RFP) / Form 470
- December 20, 2019 – Form 470 certified and RFP is publicly posted
- January 17, 2020 – Bidder Questions due to [erate@teachps.org](mailto:erate@teachps.org) by 4:00 PM PST
- January 24, 2020 – Applicant Answers by 4:00 PM PST
- February 7, 2020 - Bid Submittal due (physical copies and electronic copy to [erate@teachps.org](mailto:erate@teachps.org)) by 3:00 PM PST
- February 14, 2020 – Intent to Award Announced
- February 19, 2020 - TEACH Board Meeting to approve selected applicant/proposal to award contract.

EVALUATION CRITERIA	
Price of the Eligible Services	<b>40 points</b>
Implementation Timeline/Transition Plan	<b>25 points</b>
Experience with E-rate	<b>15 points</b>
The ability of the Vendor to Deliver to all sites	<b>10 points</b>
Experience with TEACH	<b>10 points</b>
Total	<b>100 points</b>



## TEACH PUBLIC SCHOOLS E-RATE SUPPLEMENTAL TERMS AND CONDITIONS

### E-rate YR 23 (2020/2021) E-rate Requirements

#### E-rate Requirements

The Telecommunications Act of 1996 established a fund by which Schools and Libraries across the Country could access discounts on eligible telecommunications products and services. The program is commonly known as the E-rate Program. The eligibility for discounts on internet access, telecommunications products and services, internal connection products, services and maintenance is determined by the Federal Communications Commission (FCC). Funding is made available upon application approval by the Schools and Libraries Division (SLD) of the Universal Service Administrative Company (USAC), which was established by the Act. The amount of discount is based on the numbers of students receiving free and reduced price meals.

#### 1) **E-RATE CONTINGENCY**

The project herein [is/may be] contingent upon the approval of funding from the Universal Service Fund's Schools and Libraries Program, otherwise known as E-rate. Even after award of contract(s) and/or E-rate funding approval is obtained, the District may or may not proceed with the project, in whole or in part. Execution of the project, in whole or in part, is solely at the discretion of the District.

This proposal may assume a certain minimum level of acceptance of our bid. In the event only a portion of Spectrum's proposal is accepted, our offer may be affected requiring Spectrum to review any such partial acceptance before final bid acceptance.

Spectrum's applicable Service Order will include the following clause:

E- RATE FUNDING CONTINGENCY. Customer may submit this Service Order and the Agreement to the Schools and Libraries Division of the Universal Service Administrative Company, ( i . e., the entity appointed by the Federal Communications Commission to administer the Universal Service Program with respect to Schools and Libraries (" E- rate") funding) as part of any application seeking a federal subsidy or funding.

Customer is responsible for notifying Spectrum of its election of either the Service Provider Invoice (" SPI") or Billed Entity Applicant Reimbursement (" BEAR") discount method by May 15th prior to the applicable funding year. Customer must complete and return an " E- rate Discount Election Form" to Spectrum prior to such



date, or Customer will be deemed to have chosen the BEAR discount method for the funding year.

Upon Spectrum's receipt of appropriate notice that Customer is an approved E - rate program participant for a Service, Spectrum will invoice Customer for the Service in accordance with E- rate guidelines and/ or rules. If Spectrum invoices Customer for a Service pursuant to any E- rate program rates, discounts or credits in advance of receiving such notice and Customer's request for E - rate program funding is denied, limited or reduced, Spectrum will invoice Customer and Customer will pay the difference between such invoiced amount( s) and the actual amount of the charges for the Service as described in this Service Order. Notwithstanding anything herein to the contrary, Customer's obligations under this Service Order shall remain in full force and effect in the event Customer withdraws or is removed from the E- rate program, receives E- rate program funding that is less than Customer's requested funding amount, or is denied E - rate program funding for any Service described in this Service Order. For the avoidance of doubt, Customer is solely responsible for all charges for Services, as described in this Service Order, that were installed prior to the E- rate program funding year start date.

## 2) **SERVICE PROVIDER REQUIREMENTS**

The District expects Service Providers to make themselves thoroughly familiar with any rules or regulations regarding the E-rate program.

- a. Service Providers are required to be in full compliance with all current requirements and future requirements issued by the SLD throughout the contractual period of any contract entered into as a result of this RFP.

Spectrum understands.

- b. Service Providers are responsible for providing a valid SPIN (Service Provider Identification Number). More information about obtaining a SPIN may be found at this website:

<http://www.usac.org/sl/service-providers/step01/default.aspx>

Charter Communications Operating, LLC SPIN is 143050436 .

- c. Service Providers are responsible for providing a valid Federal Communications Commission (FCC) Registration Number (FRN) at the time the bid is submitted. More information about obtaining an FRN may be found at this website:

<https://fjallfoss.fcc.gov/coresWeb/publicHome.do>

Charter Communications Operating, LLC FRN is 0002526580 .



- d. Service Providers are responsible for providing evidence of FCC Green Light Status at the time the bid is submitted. Any potential bidder found to be in Red Light Status must provide an explanation of the steps it is undertaking to be removed to Red Light Status and the expected timeframe for resolution. A Service Provider's sustained Red Light Status may be grounds for contract termination as it could prohibit the Service Provider from providing E-rate discounts in a timely manner which would cause harm to the Applicant. More information about FCC Red and Green Light Status may be found at this website:

<http://www.fcc.gov/debtcollection/welcome.html>

As displayed below, Spectrum is in good standing with the FCC.

The screenshot shows the FCC's Red Light Display System (RLDS) interface. At the top left is the FCC logo. The main heading is "Red Light Display System (RLDS)". Below this is a navigation bar with links for "FCC", "Fees", and "Red Light Display System". A user is logged in as "FRN: Charter Communications Operating, LLC (0002526580)" with a "Log Out" link. On the right, there are links for "FCC Site Map", "Back", "Print", and "Help". The main content area shows the "Current Status of FRN 0002526580" as of "9/18/2019 3:54 PM". The status is "Green", indicating that there are no delinquent bills. A detailed explanation states: "The Red Light Display System checks all FRNs associated with the same Taxpayer Identification Number (TIN). A green light means that there are no outstanding delinquent non-tax debts restricting business with the Commission by any FRN associated with requestor's TIN. The Red Light Display System was last updated on 09/18/2019 at 6:32 AM; it is updated once each business day at about 7 a.m., ET."

- e. Products and services must be delivered before billing can commence. At no time may the Service Provider invoice before July 1, 2020.

Spectrum shall endeavor to meet the July 1, turn - up date for Universal Service Administrative Company ( USAC) funding. However, due to time constraints which are required for construction, designs, permits, and various other factors, Spectrum may not be able to meet the USAC funding date. Therefore, Spectrum encourages new customers to file for funding at the earliest availability within USAC' s guidelines and obtain a Funding Commitment Decision Letter, to allow Spectrum as much time as possible to meet the July 1, turn - up date. Additionally, it may be in the best interest of Spectrum' s new customers to file through USAC for temporary funding for their current provider for a period sufficient to cover Spectrum' s implementation timeline. Spectrum' s implementation goal is 90 to 120 days, however, upon award, a more accurate estimate will be provided once a project team has been assigned.





ORDER TERM. The “ Initial Order Term” is the time period starting on the date the Services are functional in all material respects and available for use ( the “ Billing Start Date”), and continuing for the period of time specified in the Service Order( s). If no Initial Order Term is specified in a Service Order, the Initial Order Term is twelve ( 12 ) months from the Billing Start Date. Upon expiration of the Initial Order Term, the applicable Service Order shall automatically renew for successive one- month terms ( each a “ Renewal Order Term”, collectively with the Initial Order Term, the “ Order Term”), unless either Spectrum or Customer elects to not renew the Service Order by notice provided to the other at least thirty ( 30 ) days in advance of the expiration of the then - current Order Term.

- f. **Prices must be held firm for the duration of the associated E-rate Funding Year(s) or until all work associated with the project is complete (including any contract and USAC approved extensions).**

The MRC shall remain firm throughout the Initial Order Term of the Agreement. The MRC and NRC does not include applicable taxes, surcharges and fees.

Customer will be invoiced Service Charges in accordance with the Commercial Terms of Service attached. Spectrum will have the right to increase MRCs for each Service after the Initial Order Term for such Service upon thirty ( 30 ) days’ notice to Customer.

- g. **Goods and services provided shall be clearly designated as “E-rate Eligible”. Non-eligible goods and services shall be clearly called out as 100% non-eligible or shall be “cost allocated” to show the percentage of eligible costs per SLD guidelines.**

Spectrum understands.

- h. **Within one (1) week of award, the awarded Service Provider must provide the District a bill of materials using a completed USAC “Item 21 Template”. Subsequent schedules of values and invoices for each site must match Item 21 Attachment or subsequent service**

Spectrum understands and will comply.

- i. **In the event of questions during an E-rate pre-commitment review, post-commitment review and/or audit inquiry, the awarded Service Provider is expected to reply within 3 days to questions associated with its proposal.**

Spectrum understands and will comply.

- j. **The awarded Service Provider is required to send copies of all forms and invoices to the District prior to invoicing USAC for pre-approval. Failure to comply with this requirement may result in the District placing the vendor on**





an "Invoice Check" with USAC:

<http://www.usac.org/sl/applicants/step06/invoice-check.aspx>

Spectrum understands and will comply.

- k. Services providers must comply with the FCC rules for Lowest Corresponding Price ("LCP"). Further details on LCP may be obtained at USAC's website: <http://www.usac.org/sl/service-providers/step02/lowest-corresponding-price.aspx>

Spectrum complies with all applicable USAC rules and regulations, and will invoice the District for the Services in accordance with E - rate guidelines. Spectrum complies with all LCP rules and applicable laws, ordinances, rules and regulations relating to its performance obligations specified in the Service Agreement.

### 3) **SERVICE PROVIDER ACKNOWLEDGEMENTS**

- a. The Service Provider acknowledges that no change in the products and/or services specified in this document will be allowed without prior written approval from the district and a USAC service substitution approval with the exception of a Global Service Substitutions.

Spectrum has the right, but not the obligation, to upgrade, modify, and enhance the Spectrum Network and the Service and take any action that Spectrum deems appropriate to protect or improve the Service and its facilities.

Change Requests . Any charges associated with Service and Spectrum Equipment or Customer Equipment installations, changes, or additions requested by Customer subsequent to executing a Service Order for the applicable Service Location are the sole financial responsibility of Customer. Spectrum shall notify Customer of any additional OTCs and/ or adjustments to MRCs associated with or applicable to such Customer change requests prior to making any such change. Customer' s failure to accept such additional charges within five ( 5 ) business days of receiving such notice shall be deemed a rejection by Customer, and Spectrum shall not be liable to perform any work giving rise to such charges. For accepted charges, Customer shall be assessed such additional O TCs and/ or adjustments of the MRCs either ( i ) in advance of implementation of the change request or ( i i ) beginning on Customer' s next and/ or subsequent invoice( s).

- b. The Service Provider acknowledges that all pricing and technology infrastructure information in its bid shall be considered as public and non-confidential pursuant to §54.504 (2)(i)(ii).

Spectrum agrees that its bid is not confidential, except to the extent any portion of the bid or response documents are marked as confidential and/ or proprietary.

- c. The Service Provider acknowledges that its offer is considered to be the lowest corresponding price pursuant to § 54.511(b). Should it not be the lowest



corresponding price, the service provider must disclose the conditions leading to the applicant being charged in excess of lowest corresponding price.

Spectrum understands.

- d. This offer is in full compliance with USAC's Free Services Advisory. There are no free services offered that would predicate an artificial discount and preclude the applicant from paying its proportionate non-discounted share of costs. The service provider agrees to provide substantiating documentation to support this assertion should the applicant, USAC, or the FCC request it.  
<http://www.usac.org/sl/applicants/step02/free-services-advisory.aspx>

Spectrum understands.

#### 4) **STARTING SERVICES/ADVANCE INSTALLATION**

- e. The annual E-rate Funding Year begins on July 1 and expires on June 30 of each calendar year. Regardless of the contract "effective date", E-rate eligible goods and/or services requested in this RFP shall be delivered no earlier than the start of the 2020 funding year (July 1, 2020 for Category 1 Services and April 1, 2020 for Category 2). If Category 1 services (Telecommunication Services and Internet access) will begin on or shortly after July 1 of a funding year, the service provider, in some cases, may need to undertake some construction and installation work prior to the beginning of that funding year. Within the limitations indicated below, the infrastructure costs of a service provider can be deemed to be delivered at the same time that the associated Category 1 services begin. That is, if services begin on July 1, then the delivery of service provider infrastructure necessary for those services can be considered as also delivered on July 1.

So long as Customer properly performs all necessary site preparation and provides Spectrum with all required consents, Spectrum shall endeavor to meet the Customer's desired installation date. However, due to time constraints which are required for construction, designs, permits and various other factors, Spectrum will only commit to an estimated timeframe for delivery of Service. Spectrum's implementation goal is typically 90 - 120 days, however, upon award, a more accurate estimation will be provided once a project team has been assigned.

ORDER TERM. The "Initial Order Term" is the time period starting on the date the Services are functional in all material respects and available for use (the "Billing Start Date"), and continuing for the period of time specified in the Service Order(s). If no Initial Order Term is specified in a Service Order, the Initial Order Term is twelve (12) months from the Billing Start Date. Upon expiration of the Initial Order Term, the applicable Service Order shall automatically renew for successive one-month terms (each a "Renewal Order Term", collectively with the



Initial Order Term, the “ Order Term”), unless either Spectrum or Customer elects to not renew the Service Order by notice provided to the other at least thirty ( 30 ) days in advance of the expiration of the then- current Order Term.

Upon award, Spectrum can negotiate optional renewal terms at rates mutually agreeable between the parties , in addition to Spectrum’ s standard month - to- month renewal terms.

## **EARLY FUNDING CONDITIONS**

### **Category 1**

There are four conditions that must be met in order for USAC to provide support in a funding year for Category 1 infrastructure costs incurred prior to that funding year.

- *Initiation of installation cannot take place before selection of the service provider pursuant to a posted Form 470 and in any event no earlier than six months prior to July 1 of the funding year.*
- *The Category 1 service must depend on the installation of the infrastructure.*
- *The underlying Category 1 service cannot have a service start date prior to July 1 of the funding year.*
- *No invoices can be submitted to USAC for reimbursement prior to July 1 of the funding year.*

For more information, please refer to the FCC Order involving the Nassau County Board of Cooperative Educational Services (DA 02-3365 , released December 6, 2002). This FCC decision only applies to Priority 1 services (telecommunications services and Internet access). <http://www.usac.org/res/documents/about/pdf/fcc-orders/2002-fcc-orders/DA-02-3365.pdf>

The complete text can be found at the following URL:

<http://www.usac.org/sl/applicants/step05/installation.aspx>

Spectrum understands.

### **Category 2**

There is one condition that allows USAC to provide support in a funding year for Category 2 installation costs incurred prior to that funding year.

- *We also amend our rules for category two non-recurring services to permit applicants to seek support for category two eligible services purchased on or after April 1, three months prior to the start of funding year on July 1. This will provide schools with the flexibility to purchase equipment in preparation for*



*the summer recess and provide the maximum amount of time during the summer to install these critical networks.*

For more information, please refer to the FCC Report and Order and Further Notice of Proposed Rulemaking (FCC 14-99, released July 23, 2014). This FCC decision only applies to Category 2 services (Internal Connections).

<https://apps.fcc.gov/edocspublic/attachmatch/FCC-14-99A1.pdf>

Spectrum understands.

## **5) INVOICING**

- a. The Service Provider agrees to bill and receive a portion of the payment for the provisions of goods and services described herein directly from USAC via the Form 474 Service Provider Invoice (SPI). The District will only be responsible for paying its non -discounted share of costs and does not intend to use the BEAR process (Form 472). The maximum percentage the District will be liable for is the pre-discount amount minus the funded amount as shown on the FCC Form 471 Block 5 and any identified ineligible costs. Upon the successful receipt or posting of a Funding Commitment Decision Letter from the SLD and submission and certification of Form 486, the District shall pay only the discounted amount beginning with the billing cycle immediately following said approval. Alternatively, should the District decide that it is in the best interest of the District to file a Form 472, the District will inform the Service Provider of its intent.

Customer' s Service Order will include the following E - rate Contingency Language:

### **E- RATE FUNDING CONTINGENCY**

Customer may submit this Service Order and the Services Agreement to the Schools and Libraries Division of the Universal Service Administrative Company, ( i . e . , the entity appointed by the Federal Communications Commission to administer the Universal Service Program with respect to Schools and Libraries ("E- Rate") funding) as part of any application seeking a federal subsidy or funding.

Customer is responsible for notifying Spectrum of its election of either the Service Provider Invoice ( " SPI" ) or Billed Entity Applicant Reimbursement ( " BEAR" ) discount method by May 15<sup>th</sup> prior to the applicable funding year. Customer must complete and return an " E- Rate Discount Election Form" to Spectrum prior to such date, or Customer will be deemed to have chosen the BEAR discount method for the funding year.

Upon Spectrum' s receipt of appropriate notice that Customer is an approved E - Rate program participant for a Service, Spectrum will invoice Customer for the



Service in accordance with E- Rate guidelines and/ or rules. If Spectrum invoices Customer for a Service pursuant to any E - Rate program rates, discounts or credits in advance of receiving such notice and Customer' s request for E - Rate program funding is denied, limited or reduced , Spectrum will invoice Customer and Customer will pay the difference between such invoiced amount( s) and the actual amount of the Service Charges, as described in this Service Order. Notwithstanding anything herein to the contrary, Customer' s obligations under this Service Order shall remain in full force and effect in the event Customer withdraws or is removed f rom the E- Rate program, receives E- Rate program funding that is less than Customer' s requested funding amount, or is denied E - Rate program funding for any Service described in this Service Order. For the avoidance of doubt, Customer is solely responsible for all Service Charges, as described in this Service Order, that were installed prior to the E - Rate program funding year start date.

- b. **All Service Provider invoicing to USAC must be completed within 120 days from the last day of service. Should the Service Provider fail to invoice USAC in a timely manner, the District will only be responsible for paying its non-discounted share.**

Charges. Spectrum invoices for monthly recurring charges specific to the Service( s) (“ MRCs”) , plus applicable taxes, fees, and surcharges, in advance on a monthly basis. Spectrum invoices for non - recurring, one- time charges (“ OTCs”) for construction or installation charge s after the Billing Start Date or as specified in the Service Order. All other charges, including usage -based charges ( e. g., phone usage, pay- per view charges), will be invoiced monthly in arrears. Service Charges are payable within thirty ( 30 ) days after the date appearing on the invoice. If Spectrum fails to present a Service Charge in a timely manner, such failure shall not constitute a waiver of the charges for the Services to which i t relates, and Customer shall be responsible for and pay such Service Charges when invoiced in accordance with these payment terms. Spectrum shall have the right to increase MRCs for each Service after the Initial Order Term for such Service upon thirty ( 30 ) days' notice to Customer.

## **6) FCC/SLD AUDITABILITY**

The E-rate program requires that all records be retained for at least ten (10) years from the last date of service provided on a particular funding request. Respondent hereby agrees to retain all books, records, and other documents relative to any Agreement resulting from this RFP for ten (10) years after final payment. The District, its authorized agents, and/or auditors reserves the right to perform or have performed an audit of the records of the Respondent and therefore shall have full access to and the right to examine any of said materials within a reasonable period of time during said period.



To the extent required by applicable law, Spectrum shall keep complete and accurate documents, information, and records concerning the Services provided to Customer in accordance with Spectrum's policy. As allowed by applicable law, Customer may audit such documents, information and records for the previous 12 - month period not more than one time per year and Customer's audit rights shall be limited to documents, information and records pertaining to Services provided to Customer and not with respect to other customers. Audits undertaken by Customer shall be limited to Spectrum's operations only, and Spectrums confidential financial information, network systems, books, records, and accounts shall not be made available for audit. Spectrum may require Customer's auditors to sign a reasonable non - disclosure agreement. All audits shall be at Customer's expense.

## **7) PROCUREMENT OF ADDITIONAL GOODS AND/OR SERVICES/COTERMINOUS EXPIRATIONS**

During the term of any Agreement resulting from this RFP, the District may elect to procure additional or like goods and/or services offered by the Respondent. Such services shall be negotiated and obtained via an official amendment to this Agreement and approval by the District's Governing Board. All terms, conditions, warranties, obligations, maintenance and support of said goods or services shall have a coterminous expiration date with the original date of this Agreement. The District shall not enter into a separate Agreement for said goods or services. Respondents must state in their proposal that they acknowledge, accept and are in agreement with coterminous expiration conditions.

Customer shall have the option to add Services and increase speed and bandwidth during the term of the Service Agreement. Customer will notify Spectrum of its desired additional Services or increased speed and bandwidth and, provided that Spectrum is able and willing to provide the requested change in Services, Customer shall be responsible for the corresponding increase in Monthly Recurring Charges for such additional Services or increased speed and bandwidth, along with construction and installation costs (if applicable). Customer shall not reduce Services or decrease speed and bandwidth from those set forth in the Service Agreement except as provided in the terms and conditions or as otherwise agreed to in writing by Spectrum. Added services may be coterminous if the parties agree upon appropriate Monthly Recurring Charges and any non-recurring charges to correspond with the decreased initial term for such additional Services.

Change Requests . Any charges associated with Service and Spectrum Equipment or Customer Equipment installations, changes, or additions requested by Customer subsequent to executing a Service Order for the applicable Service Location are the sole financial responsibility of Customer. Spectrum shall notify Customer of any additional OTCs and/ or adjustments to MRCs associated with or applicable to such Customer change requests prior to making any such change. Customer's failure to accept such additional charges within five ( 5 ) business days of receiving such notice





shall be deemed a rejection by Customer, and Spectrum shall not be liable to perform any work giving rise to such charges. For accepted charges, Customer shall be assessed such additional OTCs and/ or adjustments of the MRCs either (i) in advance of implementation of the change request or (ii) beginning on Customer's next and/ or subsequent invoice(s).

The Service Agreement shall: (a) govern (i) the contractual relationship with Customer and (ii) Spectrum's provision of the Services; and (b) supersede and entirely replace any terms and conditions set forth in the RFP.

Spectrum has been able to arrive at mutually acceptable provisions with many schools around the country, and we are optimistic that we could do so with Teach Public Schools.

I, the undersigned, as an authorized agent of Charter Communications Operating, LLC (Service Provider Name), hereby certify that I have read the E-rate Supplemental Terms and Conditions, am fully compliant and intend to cooperate with the E-rate process as outlined above.

**Signature:** *Irwin Whistler III*  
Irwin Whistler III (Jan 13, 2019)

**Title:** Dir., Strategic Sales

**Phone Number:** 562-677-0275

**Email:** Irwin.Whistler@Charter.Com



## APPENDIX I - SERVICE AGREEMENT

Spectrum Enterprise's proposal assumes final agreement terms and conditions will be subject to its standard [Commercial Terms of Service](#) or terms and conditions materially similar thereto.





### SPECTRUM ENTERPRISE SERVICE AGREEMENT

The customer identified below ("Customer") hereby acknowledges and agrees to the Commercial Terms of Service attached hereto ("Terms of Service") with respect to any service order(s) placed by Customer and accepted by Spectrum hereafter (each, a "Service Order"), which together with this agreement constitute the "Service Agreement" by and between the Customer and Charter Communications Operating, LLC on behalf of those operating subsidiaries providing the services hereunder ("Spectrum").

Spectrum Sales Support Contact Information	
Spectrum Account Executive:	
Office:	Mobile:
Email:	

Customer Information				
Customer Name (Exact Legal Name):				
Street Address:	Suite:	City:	State:	Zip Code:
Customer's Main Tel. No.:		Fax. No.:		
Customer Contact Name:	Tel No:		E-mail:	
Billing Address:	Suite:	City:	State:	Zip Code:
Billing Contact Name:	Tel No:		E-mail:	

### Agreement

BY EXECUTING THIS SERVICE AGREEMENT BELOW, CUSTOMER ACKNOWLEDGES THAT: (1) CUSTOMER ACCEPTS AND AGREES TO BE BOUND BY THE TERMS OF SERVICE, INCLUDING THE ARBITRATION SECTION THEREOF, WHICH PROVIDES THAT THE PARTIES DESIRE TO RESOLVE ANY CONTROVERSY OR CLAIM ARISING OUT OF OR RELATING TO THE SERVICE AGREEMENT THROUGH ARBITRATION; AND (2) BY AGREEING TO ARBITRATION, CUSTOMER IS GIVING UP VARIOUS RIGHTS, INCLUDING THE RIGHT TO TRIAL BY JURY AND TO BRING CLAIMS AS CLASS ACTIONS.

Authorized Signature for Customer	Charter Communications Operating, LLC By: Charter Communications, Inc., its Manager
By:	By:
Name:	Name:
Title:	Title:
Date:	Date:



## FIBER INTERNET ACCESS SERVICE LEVEL AGREEMENT

This document outlines the Service Level Agreement (“SLA”) for Fiber Internet Access (“FIA”) fiber-based service (the “Service”).

This SLA is a part of, and hereby incorporated by reference into the Spectrum Enterprise Service Agreement (including the terms and conditions, attachments, and Service Orders described therein, the “Agreement”). To the extent any provision of this SLA conflicts with the Agreement, this SLA shall control. All SLA Targets in the table below are measured from Customer’s Service Location to the location where Spectrum Enterprise has local access to the Internet (the Spectrum Enterprise “Point of Presence” or “POP”) at the individual circuit or service level, and any applicable credits are issued only for the affected FIA circuit or service (the “Affected Service”). Capitalized words used, but not defined herein, shall have the meanings given to them in the Agreement.

### I. SLA Targets for FIA Services:

Service Availability	Mean Time To Restore (“MTTR”)	Latency / Frame Delay (Roundtrip)	Jitter / Frame Delay Variation	Packet Loss / Frame Loss
End to End: 99.99%	Priority 1 Outages within 4 hours	45ms	<2ms	<0.1%

### II. Priority Classification:

A “Service Disruption” is defined as an outage, disruption, or severe degradation, other than an Excluded Disruption, that interferes with the ability of a Spectrum Enterprise network hub to: (i) transmit and receive network traffic on Customer’s dedicated access port at the Spectrum Enterprise network hub; or (ii) exchange network traffic with another Spectrum Enterprise network hub. The Service Disruption period begins when Customer reports a Service Disruption using Spectrum Enterprise’s trouble ticketing system by contacting Customer Care, Spectrum Enterprise acknowledges receipt of such trouble ticket, Spectrum Enterprise validates that the Service is affected, and Customer releases the Service for testing. The Service Disruption ends when the affected Service has been restored.

“Service Degradation” means a degradation of the Service that is not a Service Disruption or a result of an Excluded Disruption, such as failure of the Service to achieve the SLA Targets for Latency / Frame Delay, Jitter / Frame Delay Variation, or Packet / Frame Loss.

“Excluded Disruptions” means (i) planned outages, (ii) routine or urgent maintenance, (iii) time when Spectrum Enterprise is unable to gain access to Customer’s Service Location, if necessary, (iv) service issues arising from acts of omissions of Customer or Customer’s representatives or agents, (v) Customer equipment failures, (vi) Customer is not prepared to release the Service for testing, and (vii) Force Majeure Events.



Spectrum Enterprise will classify Service problems as follows:

Priority	Criteria
Priority 1	Each a "Priority 1 Outage": <ul style="list-style-type: none"> <li>• Service Disruption resulting in a total loss of Service; or</li> <li>• Service Degradation to the point where Customer is unable to use the Service and is prepared to release it for immediate testing</li> </ul>
Priority 2	<ul style="list-style-type: none"> <li>• Service Degradation where Customer is able to use the Service and is not prepared to release it for immediate testing.</li> </ul>
Priority 3	<ul style="list-style-type: none"> <li>• A service problem that does not impact the Service; or</li> <li>• A single non-circuit specific quality of Service inquiry.</li> </ul>

### III. Service Availability

"Service Availability" is calculated as the total number of minutes in a calendar month less the number of minutes that the FIA Service is unavailable due to a Priority 1 Outage ("Downtime"), divided by the total number of minutes in a calendar month.

The following table contains examples of the percentage of Service Availability translated into minutes of Downtime for the 99.99% Service Availability Target:

Percentage by Days Per	Total Minutes /	Downtime
99.99% for 31 Days	44,640	4.5
99.99% for 30 Days	43,200	4.3
99.99% for 29 Days	41,760	4.2
99.99% for 28 Days	40,320	4

### IV. Mean Time to Restore ("MTTR")

The MTTR measurement for Priority 1 Outages is the average time to restore Priority 1 Outages during a calendar month calculated as the cumulative length of time it takes Spectrum Enterprise to restore an FIA Service following a Priority 1 Outage in a calendar month divided by the corresponding number of trouble tickets for Priority 1 Outages opened during the calendar month for the FIA Service.

MTTR per calendar month is calculated as follows:

Cumulative length of time to restore Priority 1 Outage(s) per FIA Service
Total number of Priority 1 Outage trouble tickets per FIA Service

### V. Latency / Frame Delay

Latency or Frame Delay is the average roundtrip network delay, measured every 5 minutes during a calendar month, unless measurement is not possible as a result of an Excluded Disruption, to adequately determine a consistent average monthly performance level for frame delay for each FIA Service. The roundtrip delay is expressed in milliseconds (ms).



Latency is calculated as follows:

$$\frac{\text{Latency/Frame Delay} = \text{Sum of the roundtrip delay measurements for an FIA Service}}{\text{Total \# of measurements for an FIA Service}}$$

**VI. Packet Loss / Frame Loss Ratio**

Packet Loss or Frame Loss Ratio is defined as the percentage of frames that are not successfully received compared to the total frames that are sent in a calendar month, except where any packet or frame loss is the result of an Excluded Disruption. The percentage calculation is based on frames that are transmitted from a network origination point and received at a network destination point.

Packet Loss / Frame Loss Ratio is calculated as follows:

$$\text{Packet Loss / Frame Loss (\%)} = 100 (\%) - \frac{\text{Frames Received (\%)}}{\text{Total \# of measurements for an FIA Service}}$$

**VII. Jitter / Frame Delay Variation**

Jitter or Frame Delay Variation is defined as the variation in delay for two consecutive frames that are transmitted (one-way) from a network origination point and received at a network destination point. Spectrum Enterprise measures a sample set of frames every 5 minutes during a calendar month, unless measurement is not possible as a result of an Excluded Disruption, and determines the average delay between consecutive frames within each sample set. The monthly Jitter / Frame Delay Variation is calculated as the average of all of the frame delay variation measurements during such calendar month and is expressed in milliseconds (ms).

Jitter / Frame Delay Variation is calculated as follows:

$$\text{Jitter / Frame Delay Variation} = \frac{\text{Sum of the Frame Delay Variation measurements for an FIA Service}}{\text{Total \# of measurements for an FIA Service}}$$

**VIII. Network Maintenance**

**Maintenance Notice:**

Customer understands that from time to time, Spectrum Enterprise will perform network maintenance for network improvements and preventive maintenance. In some cases, Spectrum Enterprise will need to perform urgent network maintenance, which will usually be conducted within the routine maintenance windows. Spectrum Enterprise will use reasonable efforts to provide advance notice of the approximate time, duration, and reason for any urgent maintenance outside of the routine maintenance windows.

**Maintenance Windows:**

Routine maintenance may be performed Monday – Friday 12 a.m. – 6 a.m. Local Time.



**IX. Remedies**

**Service Credits:**

If the actual performance of an FIA Service during any calendar month is less than the SLA Targets and Customer is in compliance with the terms of the Agreement and this SLA, then Customer may request credit equal to the corresponding percentage of monthly recurring charges for the Affected Service as set forth in the table below. Any credit to be applied will be off-set against amounts due from Customer to Spectrum Enterprise in the billing cycle following the date Spectrum Enterprise makes its credit determination. Credit requests must be submitted to Spectrum Enterprise within thirty (30) days of the calendar month in which the SLA Target was missed. Spectrum Enterprise will exercise commercially reasonable efforts to respond to such credit requests within thirty (30) days of receipt thereof.

Service Availability	Mean Time To Restore (“MTTR”)		Latency / Frame Delay (Roundtrip)	Jitter / Frame Delay Variation	Packet Loss / Frame Loss
30%	> 4 hours ≤ 7:59:59 hours	4%	5%	5%	5%
	> 8 hours	10%			

All SLA Targets are monthly measurements, and Customer may request only one credit per SLA Target per month for the Affected Service. Should one event impact more than one SLA hereunder, Customer shall receive the single highest of the qualifying credits only. Except as set forth below, the credits described in this SLA shall constitute Customer’s sole and exclusive remedy, and Spectrum Enterprise’s sole and exclusive liability, with respect to any missed SLA Targets. Service Credits hereunder shall not be cumulative per Service.

**Chronic Priority 1 Outages:**

If Customer experiences and reports three (3) separate Priority 1 Outages where the Downtime exceeds four (4) hours during each Priority 1 Outage within three (3) consecutive calendar months, then Customer may terminate the Affected Service without charge or liability by providing at least thirty (30) days written notice to Spectrum Enterprise; provided, however, that (i) Customer may only terminate the Affected Service; (ii) Customer must exercise its right to terminate the Affected Service by providing written notice to Spectrum Enterprise within thirty (30) days after the event giving rise to Customer’s termination right; (iii) Customer shall have paid Spectrum Enterprise all amounts due at the time of such termination for all Services provided by Spectrum Enterprise pursuant to the Agreement, and (iv) the foregoing termination right provides the sole and exclusive remedy of Customer and the sole and exclusive liability of Spectrum Enterprise for chronic Priority 1 Outages and Customer shall not be eligible for any additional credits. Termination will be effective forty-five (45) days after Spectrum Enterprise’s receipt of such written notice of termination.



**TEACH Public Schools**  
**FY 2020 E-Rate Category 1 Cost Breakdown**  
**Prepared by Enrique Robles**

**Spectrum Fiber ELAN (Point to Point Local Access Network) for 1 Gbps (36 Months)**

Location/School	FIA	ELAN	Managed Services	Total	Erate Discount	TEACH Responsibility
TPS CO - 1846	\$ -	\$ 800.00	\$ -	\$ 800.00	\$ 720.00	\$ 80.00
TPES	\$ 800.00	\$ 800.00	\$ 350.00	\$ 1,950.00	\$ 1,755.00	\$ 195.00
TAT - 10045	\$ -	\$ 800.00	\$ 350.00	\$ 1,150.00	\$ 1,035.00	\$ 115.00
TAT - 10000	\$ -	\$ 800.00	\$ 350.00	\$ 1,150.00	\$ 1,035.00	\$ 115.00
TTCHS	\$ -	\$ 800.00	\$ 350.00	\$ 1,150.00	\$ 1,035.00	\$ 115.00
TTCHS Annex / TPS CO 2**	\$ 800.00	\$ 800.00	\$ 350.00	\$ 1,950.00	\$ 1,755.00	\$ 195.00
<b>Total</b>	<b>\$ 1,600.00</b>	<b>\$ 4,800.00</b>	<b>\$ 1,750.00</b>	<b>\$ 8,150.00</b>	<b>\$ 7,335.00</b>	<b>\$ 815.00</b>

**AT&T Fiber ELAN (Point to Point Local Access Network) for 1 Gbps (36 Months) under CALNET 3 Agreement**

Location/School	FIA	CIR (ELAN equivalent)	Managed Services	Total	Erate Discount	TEACH Responsibility
TPS CO - 1846	\$ 500.00	\$ 925.00	\$ -	\$ 1,425.00	\$ 1,282.50	\$ 142.50
TPES	\$ 500.00	\$ 925.00	\$ -	\$ 1,425.00	\$ 1,282.50	\$ 142.50
TAT - 10045	\$ 500.00	\$ 925.00	\$ -	\$ 1,425.00	\$ 1,282.50	\$ 142.50
TAT - 10000	\$ 500.00	\$ 925.00	\$ -	\$ 1,425.00	\$ 1,282.50	\$ 142.50
TTCHS	\$ 500.00	\$ 925.00	\$ -	\$ 1,425.00	\$ 1,282.50	\$ 142.50
TTCHS Annex / TPS CO 2**	\$ 500.00	\$ 925.00	\$ -	\$ 1,425.00	\$ 1,282.50	\$ 142.50
<b>Total</b>	<b>\$ 3,000.00</b>	<b>\$ 5,550.00</b>	<b>\$ -</b>	<b>\$ 8,550.00</b>	<b>\$ 7,695.00</b>	<b>\$ 855.00</b>



**Executive Team**

Mildred S. Cunningham, President & Chief Executive Officer

Dr. Raul Carranza, Superintendent

Matthew Brown, Chief Operating Officer / Chief Financial Officer

Dr. Maria Pimienta, Assistant Superintendent

**Board of Directors**

Lori Butler, Board Chairman

Sonali Tucker, Secretary

Justin Shahbaz, Member

Earl Turner, Member

Kelvin Piazza, Member

James Lobdell, Member

February 21, 2020

Lynn Simmons, Technical Sales Consultant  
 AT&T  
 7620 Convoy Ct, San Diego Ca. 92111  
 Office: 858-268-5922  
 Lynn.Simmons@att.com

Herminia Simpson, Client Solutions Executive  
 AT&T Services  
 1452 Edinger Ave, Room 1  
 Tustin, CA 92780 USA  
 (714) 599-4681  
 hm3571@us.att.com

**Re: E-Rate Funding YR 2020 Proposal for Category 1 at TEACH Public Schools**

Dear Ms. Simmons and Ms. Simpson:  
 On behalf of TEACH Public Schools, we would like to thank you for taking the time to review our E-Rate 470 Request for Pricing for Category 1 services and preparing a proposal for *TEACH Public Schools*.

However, this letter serves as an official notice to **AT&T** that TEACH Public Schools has reviewed the proposal submitted and unfortunately, **AT&T** was not been selected as it's service provider. Below is the breakdown of your proposal's review scores:

EVALUATION CRITERIA		
TOPIC	POINTS POSSIBLE	POINTS RECEIVED
Price of the Eligible Services	40 points	35 points
Implementation Timeline/Transition Plan	25 points	20 points
Experience with E-rate	15 points	15 points
The ability of the Vendor to Deliver to all sites	10 points	10 points
Experience with TEACH	10 points	10 points
Total	100 points	90 points

Again, TEACH Public Schools thanks you for your time & effort!





Should you have any questions or concerns, please feel free to contact me via email.

Sincerely,

*Enrique Robles*

*Matt Brown*

Enrique Robles  
Director of Operations, Data & IT  
TEACH Public Schools  
[erobles@teachps.org](mailto:erobles@teachps.org)

Matt Brown  
Chief Operating & Financial Officer  
TEACH Public Schools  
[mbrown@teachps.org](mailto:mbrown@teachps.org)



**Executive Team**

Mildred S. Cunningham, President & Chief Executive Officer

Dr. Raul Carranza, Superintendent

Matthew Brown, Chief Operating Officer / Chief Financial Officer

Dr. Maria Pimienta, Assistant Superintendent

**Board of Directors**

Lori Butler, Board Chairman

Sonali Tucker, Secretary

Justin Shahbaz, Member

Earl Turner, Member

Kelvin Piazza, Member

James Lobdell, Member

February 21, 2020

Mr. Joe Torres  
 Strategic Account Executive - Gov't/Education  
 17777 Center Court Drive  
 Cerritos, CA 90703  
 (562) 417-7579  
[joe.torres@charter.com](mailto:joe.torres@charter.com)

**Re: E-Rate Funding YR 2020 Proposal for Category 1 at TEACH Public Schools**

Dear Mr. Torres:  
 On behalf of TEACH Public Schools, we would like to thank you for taking the time to review our E-Rate 470 Request for Pricing for Category 1 services and preparing a proposal for *TEACH Public Schools*

This letter serves as confirmation our decision to accept **Spectrum**'s bid during the next E-rate funding Year 2020 (July 1, 2020 through June 30, 2021) for a 1Gbps 36-month agreement (contingent on E-Rate funding for YR 2020-2023) as specified in the proposal received on February 20, 2020. Below is the breakdown of your proposal's review scores:

EVALUATION CRITERIA		
TOPIC	POINTS POSSIBLE	POINTS RECEIVED
Price of the Eligible Services	40 points	40 points
Implementation Timeline/Transition Plan	25 points	20 points
Experience with E-rate	15 points	15 points
The ability of the Vendor to Deliver to all sites	10 points	10 points
Experience with TEACH	10 points	10 points
Total	100 points	95 points

The procurement of E-Rate 470 Category 1 Services will be dependent upon the following conditions:

1. Award of associated E-Rate funding.
2. Final approval of next year's fiscal budget.



To accept these terms and conditions, please sign below and return by email scanned to [erobles@teachps.org](mailto:erobles@teachps.org) then send the original through U.S. Mail. We look forward to working with Spectrum on this project.

Sincerely,

*Enrique Robles*

*Matt Brown*

Enrique Robles  
Director of Operations, Data & IT  
TEACH Public Schools  
[erobles@teachps.org](mailto:erobles@teachps.org)

Matt Brown  
Chief Operating & Financial Officer  
TEACH Public Schools  
[mbrown@teachps.org](mailto:mbrown@teachps.org)

Vendor Agreement:

By:

\_\_\_\_\_  
Joe Torres or Authorized Rep.

\_\_\_\_\_  
Date

**TEACH Public Schools | BEN: 17022941**  
**2020-2021 E-Rate Request for Proposals (RFP# TPS-20-Cat2)**  
**Form 470 Category 2**

**Our Locations**

BEN	School Name	School Address
17019804	TEACH Preparatory Elementary	8505 S. Western Ave. Los Angeles, CA 90047
17022929	TEACH Academy of Technologies (Purple Campus)	10000 S. Western Ave. Los Angeles, CA 90047
16071381	TEACH Academy of Technologies (Gold Campus)	10045 S. Western Ave. Los Angeles, CA 90047
16082080	TEACH Tech Charter High School	10616 S. Western Ave. Los Angeles, CA 90047
17023162	TEACH Public Schools Central Office / TTCHS Annex	16000 S. Western Ave. Los Angeles, CA 90047

**E-Rate Contact Information**

Mr. Enrique Robles  
 Director of Operations, Data and Technology  
[erate@teachps.org](mailto:erate@teachps.org) | 323-872-0808 ext. 7624

## **Internal Connections and Basic Maintenance**

**Internal Connections (IC)**

TEACH Public Schools, hereafter referred to as TEACH, is looking to purchase and install new Cabling, Hardware, Networking Equipment and Licenses under Category 2 of E-Rate. Refer to the Equipment Request below for specific parts and details of this request. Advanced installation before July 1, 2020 is expected for TTCHS Annex.

**Basic Maintenance (BMIC)**

TEACH is also requesting proposals for Basic Maintenance of Internal Connections. Pricing should be an hourly rate to cover the repair and upkeep of eligible internal connections. Eligible repair and upkeep services include hardware, wiring, and cable maintenance, along with basic technical support and configuration changes. TEACH is looking for a billed when used or equivalent contract for basic maintenance. Service to begin on July 1, 2020.

**Instructions to Vendors General Information**

All responses shall conform to instructions provided in this Request for Proposal (RFP) document.

### **Information Requested**

- Bid Format: Two copies of the bid in hard copy plus one copy available electronically or via Google Drive or Dropbox with all the files of the bid available electronically.
- Contract term: TEACH is seeking to receive multi-year contract options. [1, 3 or 5 year]
- Vendor Information such as no less than Company Name, Signature of Company Representative, Service Provider Identification Number (SPIN), FCC RN, Company Contact Person, Phone Number, Fax Number, Email Address, and Mailing Address.
- Provide the RFP# from the top of this RFP in your subject line and or document header(s).
- For IC, provide a price sheet for each school with such information as part, model, quantity, cost.
  - Include separate line items for installation and taxes.
  - Include a separate cost for E-Rate ineligible services, if any.
- For BMIC, provide a quote for the estimated total cost for the requested number of hours. School inventory and estimated number of hours are included below (see Equipment Request).
  - Include any and all one-time and recurring costs.
  - Include a separate cost for E-Rate ineligible services, if any.
- Support agreements including response times.
- Timeline stating number of days that services will be operational from date of order.
- Provide a minimum of three (3) K-12 public school references within California.

### **Our Timeline**

- February 24, 2020 – Form 470 certified and RFP is publicly posted.
- March 6, 2020 – Bidder Questions due by 9:00 am PST.
- March 13, 2020 – Applicant Answers posted on USAC’s EPC by 9:00 am PST.
- March 23, 2020 – Bid Submittal due 9:00 am PST.

### **Deadline for RFP Submittal**

Vendors must submit all required documents prior to the deadline (see timeline for exact dates). All proposals shall be complete and final with no additional information required after the close of the submittal date, unless specifically requested by TEACH. Responses received after the deadline will be returned unopened as not meeting the RFP requirements.

All proposals shall be firm offers subject to acceptance by TEACH and may not be withdrawn for a period of 90 calendar days following the last day to submit bids. Proposals may not be amended once submitted to TEACH, except as permitted by TEACH.

It is the sole responsibility of the person submitting the proposal to ensure that it is delivered on time. Two (2) hard copies of the proposal and one (1) electronic copy are requested.

Proposals must be received by: **03/23/2020 9:00 AM** local time (PST) at the following address:

TEACH Public Schools  
Attn: Enrique Robles, Director of Operations, Data & Technology  
1846 W. Imperial Hwy. Los Angeles, CA 90047  
[erate@teachps.org](mailto:erate@teachps.org)

Proposals received after the exact time and date noted will NOT be considered for the bid process. An electronic copy received on time by email will count as a valid submission if there is only a short delay in mail delivery of the hard copies. Documentation in all copies must be identical to one another.

TEACH shall not be responsible for, nor accept as a valid excuse for a late proposal delivery, any delay in mail service or other method of delivery used by the proposer.

#### **Request for Proposal Preparation Cost**

Costs for preparing responses and any other related material is the responsibility of the vendor and shall not be chargeable in any manner to TEACH. TEACH will not be held liable for any cost incurred by vendors in responding to the RFP.

#### **Vendor Qualifications**

Vendor must be in business providing the services requested for a minimum of three (3) years and have an office within 50 miles of Los Angeles, California.

#### **Service Response Time**

All Vendors for Basic Maintenance must be able to be able to respond within **4 hours** for calls related to network shutdown / breaks or interruptions in network connectivity.

#### **Right to Reject Any and All Bids**

TEACH reserves the right to reject any or all bid submissions and to waive any informalities or regularities. The Service Provider's bid submission is recognition of this right. In addition, TEACH reserves the right to fund, (proceed with project or purchase) or not to fund, regardless of E-Rate approval.

## **TEACH Public Schools Equipment Request**

### **TEACH Preparatory Elementary**

The school is also interested in Basic Maintenance on 30 new and existing access points (Meraki or equivalent) and 4 new and existing switches (Meraki or equivalent). They are looking for a billed when used or equivalent contract for basic maintenance and they anticipate needing approximately 20+ hours of maintenance.

### **TEACH Academy of Technologies – 10000 Campus**

The school would also like approx. 10,000+ feet cabling, CAT6 or equivalent, to connect 32+ runs to classrooms (plus all related components [ie: patch panels or equivalent, face plates or equivalent, connectors or equivalent] and installation/configuration); approx. 650+ feet of armored fiber cable to connect new and existing switches (plus all related components [ie: patch panels or equivalent, face plates or equivalent, connectors or equivalent] and installation/configuration). Vendors can assume access to existing cable pathways through racks, drop ceiling, and conduit. The school is also interested in Basic Maintenance on 20 new and existing access points (Meraki or equivalent) and 2 new and existing switches (Meraki or equivalent). They are looking for a billed when used or equivalent contract for basic maintenance and they anticipate needing approximately 50+ hours of maintenance.

Current WAP's = 21

Replacing WAP's = 10

Adding proximately 25 Meraki or equivalent Layer 3

### **TEACH Academy of Technologies – 10045 Campus**

The school is also interested in Basic Maintenance on 30 new and existing access points (Meraki or equivalent) and 2 new and existing switches (Meraki or equivalent). They are looking for a billed when used or equivalent contract for basic maintenance and they anticipate needing approximately 50+ hours of maintenance.

1 Rack to be placed in the wall with case

### **TEACH Tech Charter High School (which includes TTCHS Annex)**

The school would also like approx. 20,000+ feet cabling, CAT6 or equivalent, to connect 32+ runs to classrooms (plus all related components [ie: patch panels or equivalent, face plates or equivalent, connectors or equivalent] and installation/configuration); approx. 5000+ feet of armored fiber cable to connect new and existing switches (plus all related components [ie: patch panels or equivalent, face plates or equivalent, connectors or equivalent] and installation/configuration). Vendors can assume access to existing cable pathways through racks, drop ceiling, and conduit. The school is also interested in Basic Maintenance on 30 new and existing access points (Meraki or equivalent) and 2 new and existing switches (Meraki or equivalent). They are looking for a billed when used or equivalent contract for basic maintenance and they anticipate needing approximately 75+ hours of maintenance.

Current WAP's = 30

Replacing WAP's = 15

Adding proximately 40 Meraki or equivalent Layer 3

2 Switch Meraki or equivalent Layer 3

1 Rack to be placed in the wall with case at Annex

	TPES	TAT - 10045	TAT - 10000	TTCHS	TTCHS - Annex	TEACH Central Office
Existing WAP's	30	30	21	30	0	0
New WAP's Requested (Layer 3 Cisco Meraki or equivalent)	0	2 Outdoor WAPs or equivalent	24	20	6	4
Rack	0	0	0	0	1*	1*
Wall Rack		1	0	0	1*	1
Switch (Layer 3 Cisco Meraki or equivalent)	0	1*	1*	1*	1	1
Uninterruptible Power Supply (UPS)/Battery Backup	0	1*	1*	1*	1	1
Cabling (Cat 6 or equivalent) and all associated supplies	0	Up to 2,000 ft	Up to 20,000 ft	Up to 15,000 ft	Up to 6000 ft	Up to 6000 ft
Licenses for WAP's and Switch (3 or 5 years) for new and current equipment	30*	32	45	50	6	4
BMIC	40 hours	50 hours	50 hours	60 hours	40 hours	16 hours

\* = Tentatively projected to add but could be removed



## **TEACH Public Schools E-Rate Supplemental Terms and Conditions**

Signed copy to be returned with bid response.

The Telecommunications Act of 1996 established a fund by which Schools and Libraries across the Country could access discounts on eligible telecommunications products and services. The program is commonly known as the E-rate Program. The eligibility for discounts on internet access, telecommunications products and services, internal connection products, services and maintenance is determined by the Federal Communications Commission (FCC). Funding is made available upon application approval by the Schools and Libraries Program (SLP) of the Universal Service Administrative Company (USAC), which was established by the Act. The amount of discount is based on the numbers of students receiving free and reduced-price meals.

### **1) E-RATE CONTINGENCY**

The project herein is contingent upon the approval of funding from the Universal Service Fund's Schools and Libraries Program, otherwise known as E-rate. Even after award of contract(s) and/or E-rate funding approval is obtained, the School (or "Applicant") may or may not proceed with the project, in whole or in part.

Execution of the project, in whole or in part, is solely at the discretion of the School (or "Applicant").

### **2) SERVICE PROVIDER REQUIREMENTS**

The School (or "Applicant") expects Service Providers to make themselves thoroughly familiar with any rules or regulations regarding the E-rate program. School (or "Applicant") is required to post both this RFP and Form 470 on the USAC EPC Portal site <https://portal.usac.org/suite/>.

- a.** Service Providers are required to be in full compliance with all current requirements and future requirements issued by the USAC throughout the contractual period of any contract entered as a result of this RFP.
- b.** Service Providers are responsible for providing a valid SPIN (Service Provider Identification Number). More information about obtaining a SPIN may be found at this website: <https://www.usac.org/e-rate/service-providers/step-1-obtain-a-spin/>
- c.** Service Providers are responsible for providing a valid Federal Communications Commission (FCC) Registration Number (FRN) at the time the bid is submitted. More information about obtaining an FRN may be found at this website: <https://fjallfoss.fcc.gov/coresWeb/publicHome.do>

- d. Products and services must be delivered before billing can commence. At no time may the Service Provider invoice before July 1, 2020.
- e. Prices must be held firm for the duration of the associated E-rate Funding Year(s) or until all work associated with the project is complete (including any contract and USAC approved extensions).
- f. Goods and services provided shall be clearly designated as “E-rate Eligible”. Non-eligible goods and services shall be clearly called out as 100% non-eligible or shall be “cost allocated” to show the percentage of eligible costs per USAC guidelines.
- g. In the event of questions during an E-rate pre-commitment review, post-commitment review and/or audit inquiry, the awarded Service Provider is expected to reply within 3 days to questions associated with its proposal.
- h. Service providers must comply with the FCC rules for Lowest Corresponding Price ("LCP"). Further details on LCP may be obtained at USAC's website: <https://www.usac.org/e-rate/service-providers/step-2-responding-to-bids/lowest-corresponding-price/>

**3) SERVICE PROVIDER ACKNOWLEDGEMENTS**

- a. The Service Provider acknowledges that no change in the products and/or services specified in this document will be allowed without prior written approval from the School (or “Applicant”) and a USAC service substitution approval with the exception of a Global Service Substitution.
- b. The Service Provider acknowledges that all pricing and technology infrastructure information in its bid shall be considered as public and non-confidential pursuant to §54.504 (2)(i)(ii).
- c. The Service Provider acknowledges that its offer is considered to be the lowest corresponding price pursuant to § 54.511(b). Should it not be the lowest corresponding price, the service provider must disclose the conditions leading to the applicant being charged in excess of lowest corresponding price.
- d. This offer is in full compliance with USAC’s Free Services Advisory: <https://www.usac.org/e-rate/applicant-process/competitive-bidding/free-services-advisory/> . There are no free services offered that would predicate an artificial discount and preclude the applicant from paying its proportionate non-discounted share of costs. The service provider agrees to provide substantiating documentation to support this assertion should the applicant, USAC, or the FCC request it.

**4) STARTING SERVICES/ADVANCE INSTALLATION – Category 1 Services**

The annual E-rate Funding Year begins on July 1 and expires on June 30 of each calendar year. Regardless of the contract “effective date”, E-rate eligible goods and/or services requested in this RFP shall be delivered no earlier than the start of the 2020 funding year (July 1, 2020). If Category 1 services (Telecommunication Services and Internet access) will begin on or shortly after July 1 of a funding year, the service provider, in some cases, may need to undertake some construction and installation work prior to the beginning of that funding year. Within the limitations indicated below, the infrastructure costs of a service provider can be deemed to be delivered at the same time that the associated Category 1 services begin. That is, if services begin on July 1, then the delivery of service provider infrastructure necessary for those services can be considered as also delivered on July 1. However, NO INVOICING can take place prior to July 1 of the associated Funding Year.

**5) INVOICING**

**a.** The Service Provider agrees to bill and receive a portion of the payment for the provisions of goods and services described herein directly from USAC via the Form 474 Service Provider Invoice (SPI). The School (or “Applicant”) will only be responsible for paying its non-discounted share of costs and does not intend to use the BEAR process (Form 472). The maximum percentage the School (or “Applicant”) will be liable for is the pre- discount amount minus the funded amount as shown on the FCC Form 471 Block 5 and any identified ineligible costs. Upon the successful receipt or posting of a Funding Commitment Decision Letter from the SLP and submission, certification and USAC approval of Form 486, the School (or “Applicant”) shall pay only the discounted amount beginning with the billing cycle immediately following said approval. Alternatively, should the School (or “Applicant”) decide that it is in the best interest of the School (or “Applicant”) to file a Form 472, the School (or “Applicant”) will inform the Service Provider of its intent.

**b.** All Service Provider invoicing to USAC must be completed within 120 days from the last day of service. Should the Service Provider fail to invoice USAC in a timely manner, the School (or “Applicant”) will only be responsible for paying its non-discounted share.

**6) FCC/SLP AUDITABILITY**

The E-rate program requires that all records be retained for at least ten (10) years from the last date of service provided on a particular funding request. Respondent hereby agrees to retain all books, records, and other documents relative to any Agreement resulting from this RFP for ten (10) years after final payment. The School (or “Applicant”), its authorized agents, and/or auditors reserves the right to perform or have performed an audit of the records of the Respondent and therefore shall have full access to and the right to examine any of said materials within a reasonable period of time during said period.

**7) PROCUREMENT OF ADDITIONAL GOODS AND/OR SERVICES/COTERMINOUS EXPIRATION**

During the term of any Agreement resulting from this RFP, the School (or “Applicant”) may elect to procure additional or like goods and/or services offered by the Respondent. Such services shall be negotiated and obtained via an official amendment to this Agreement and approval by the School (or “Applicant”)’s Governing Board. All terms, conditions, warranties, obligations, maintenance and support of said goods or services shall have a coterminous expiration date with the original date of this Agreement. The School (or “Applicant”) shall not enter into a separate Agreement for said goods or services. Respondents must state in their proposal that they acknowledge, accept and agree with coterminous expiration conditions.

I, the undersigned, as an authorized agent of \_\_\_\_\_ (Service Provider Name), hereby certify that I have read the E-rate Supplemental Terms and Conditions, am fully compliant and intend to cooperate with the E-rate process as outlined above.

**Signature:** \_\_\_\_\_ **Title:** \_\_\_\_\_

**Phone Number:** \_\_\_\_\_ **Email:** \_\_\_\_\_

**Service Provider Name:** \_\_\_\_\_

# Coversheet

## Policy & Procedure for Managing Difficult Parents

**Section:** III. ITEMS SCHEDULE FOR INFORMATION & POTENTIAL ACTION  
**Item:** F. Policy & Procedure for Managing Difficult Parents  
**Purpose:** Discuss  
**Submitted by:**  
**Related Material:** angry parent protocol.doc



<b>ANGRY Parent Situation Response Analysis Guidelines</b>	
<p>Angry/Agitated/Upset Parent</p>	<ul style="list-style-type: none"> <li>-Allow time for composure</li> <li>-Attempt to isolate parent into office</li> <li>-Listen to concerns &amp; own the problem</li> <li>-Document the concern/complaint</li> <li>-Attentively listen to the parent’s concern</li> <li>-Follow up with parent at a later time</li> <li>-Be accountable to the parent for a call back, an investigation, a follow up contact</li> <li>-Validate the parent’s concern by giving your undivided attention</li> <li>-End positively (Even if the concern is groundless make positive statement like “We found no evidence of that but we will be on the lookout for it from now on. Thank you for bringing it to our attention.”</li> </ul>
<p>Shouting, Swearing, Threatening Parent</p>	<ul style="list-style-type: none"> <li>-Notify campus aides for support/assistance</li> <li>-Isolate parent and attempt to transfer conference to district office</li> <li>-Notify district office</li> <li>-Politely exit the scene</li> <li>-When assistance has arrived politely ask the parent to leave and send them to the district office</li> <li>-If parent persists contact police</li> <li>-DO NOT ENGAGE WITH THE PARENT</li> <li>-If parent is moving about the school grounds keep them within your sight</li> </ul>
<p>Parent with visible weapon</p>	<ul style="list-style-type: none"> <li>-Remain calm</li> <li>-Try to stall for time</li> <li>-Maintain eye contact</li> <li>-Signal for assistance</li> <li>-Seize any opportunity to escape safely</li> <li>-Call police immediately</li> <li>-Secure the area by removing all students and staff when safe to do so</li> <li>-Kindly request parent to exit the grounds</li> <li>-Do not attempt to disarm the parent</li> </ul>

*Dignity | Self-Discipline | Respectful Behavior | Hard Work | Cooperation | Kindness | Integrity | Creative Problem Solving | Personal & Community Responsibility | Fairness |*



*California Education Code sections 44810 and 44811 specifically prohibit disruption of school activities by visitors, including parents. Should a disruption occur, the school administrator has the authority to demand that the disruptive party stop the behavior and leave campus. If the disruptive party fails to leave the campus at the direction of the principal, the principal may contact law enforcement and the disruptive party may face criminal charges under Education Code sections 44810 and 44811 and California Penal Code sections 626.6 and 626.8*

*Dignity | Self-Discipline | Respectful Behavior | Hard Work | Cooperation | Kindness | Integrity | Creative Problem Solving | Personal & Community Responsibility | Fairness |*

# Coversheet

## Board Committees

**Section:** III. ITEMS SCHEDULE FOR INFORMATION & POTENTIAL ACTION  
**Item:** I. Board Committees  
**Purpose:** Discuss  
**Submitted by:**  
**Related Material:** Academic Excellence Committee TEACH.docx  
Finance Committee Meeting Calendar.docx  
TEACH Finance Committee Description .pdf





## Academic Excellence Committee

### Duties

The main purpose of the Academic Excellence Committee is to measure the academic results of the organization against the goals laid out in the organization's charter, accountability plan, and annual goals. In one sense, the Academic Excellence Committee is similar to the Finance Committee: both exist to monitor performance against stated goals. For the Finance Committee, this means measuring financial results against the budgeted goals. For the Academic Excellence Committee, this means measuring organizational outcomes against stated goals for metrics such as:

- Performance on state tests
- Performance on normed standardized tests (e.g., ACT, SAT, NWEA, UCLA MDTP, AP Exams)
- A-G Completion and college application/acceptance
- Attendance
- Surveys of family, student or staff satisfaction
- Student and staff retention
  - The overall role of the Academic Excellence Committee is to ensure that:
    - The board, CEO/Superintendent and TEACH Leadership have a clear and shared definition of “academic excellence” for the organization. (It should be written down and understood by all trustees.)
    - The board, CEO/Superintendent and TEACH Leadership have a clear and shared sense of how well the organization is currently performing in reaching that definition of excellence.
    - The board, CEO/Superintendent and TEACH leadership agree on

what the next steps the organization will take in order to reach that goal of excellence.

- All trustees understand the promises in the charter and accountability plan and understand how well the organization is currently performing against those promises.
- All trustees understand what standardized assessments the school administers, what each one assesses, when each one is administered, and how the data from each is used to inform teaching and programmatic changes.
- The board, CEO/Superintendent and TEACH leadership have a clear and structured process for updating the board on the organization's performance on key academic outcomes on a regular basis (at least four times per year).
- When academic-outcome data is presented to the board, it is presented in a comparative context (e.g., against comparables of how the organization has performed in the past, how other schools in the area have performed, and how other high performing schools have performed) so that trustees can assess the organization's overall strength of performance meaningfully.
- Work with CEO/Superintendent to provide board training, as necessary, to understand how the organization is achieving the board approved goals.

## **What the Academic Excellence Committee Should Not Do**

One of the biggest pitfalls for Academic Excellence Committees is to engage over *inputs*—the means by which the organization pursues its mission—rather than *outcomes*—the objective data used to assess how well the organization is meeting its mission. Inputs are management level issues, which should be handled by the CEO/Superintendent. Outcomes are what the board should be focused on and governing towards. The best Academic Excellence Committees help CEO/SUPERINTENDENTS set clear goals for the year of outcomes that are related to the mission and then set up checkpoints throughout the year at which they meet with the CEO/Superintendent to monitor progress towards those goals.

Other activities Academic Excellence Committees should NOT be involved in:

- Evaluating teachers
- Selecting, designing, or reviewing the quality of curricula
- Planning professional development for teachers
- Interacting with teachers or other staff members on a regular basis (i.e., daily or weekly)
- Interacting with families or students on a regular basis (i.e., daily or weekly)
- Presenting themselves as an outlet for staff, family, or student complaints or concerns that have not first been formally addressed to the CEO/Superintendent

## **Committee Membership**

While it can be useful for some members of the Academic Excellence Committee to have a background in education, it is by no means necessary in order to be an effective committee member. Many effective Academic Excellence Committees do not have educators on the committee. We find that the key functions of the committee—helping the CEO/Superintendent to set ambitious goals and then monitoring data to assess progress towards those goals—are often well met by people with strong analytical skills; these people need not be educators.

## **What questions should the committee be asking?**

- What is the ultimate goal of our organization? (must be measurable)
- How we will know, on an annual basis, that our students are making progress towards this goal?
- How will we know during the course of the year that our students are making progress towards our annual goals?
- When will the board receive updates on students' academic progress this year?
- What data will the board receive at each of these check-in points?
- What results does the CEO/Superintendent expect to see at each check-in point that would tell us we are on track to meet our annual

goals?

- Is there an evaluation/feedback process in place for all staff members under which they receive a formal written evaluation,

## 2020 BOARD COMMITTEE MEETINGS CALENDAR

Enter Name of School: [TEACH Public Schools]

All meetings are at: [11:00am]

Meetings are held at: [1846 W. Imperial Hwy. Los Angeles, CA 90047]

Meetings will be held on the following dates:

[4/15/2020]

[6/3/2020]

[12/2/2020]



# Finance Committee

## General Purpose

The finance committee is commissioned by and responsible to the Board of Trustees. It has the responsibility for working with the CEO and Chief Financial Officer (CFO) to create the upcoming fiscal year budget; presenting budget recommendations to the Board; monitoring implementation of the approved budget on a regular basis and recommending proposed budget revisions; recommending to the Board appropriate policies for the management of TEACH Public Schools assets. The finance committee shall be assisted by the CEO and CFO.

## Appointments and Composition

1. The members of the finance committee shall be the treasurer of the Board who shall serve as chair, the Chair who shall serve as an ex-officio member, together with other trustees appointed by the Chair with the advice and consent of the Board in accordance with the bylaws.
2. Both the CEO and the CFO will be members of the finance committee.
3. Additional committee members may be appointed and need not be members of the Board of Trustees.

## Responsibilities

1. Prepare an annual budget for the organization in collaboration with the CEO and CFO.
2. Also in collaboration with the CEO and CFO, develop and annually revise a five-year financial forecast and develop long-range financial plans based on the forecast.
3. Arrange for an annual audit to be provided to the Board of Trustees.
4. Provide oversight of the procurement process.
5. Review monthly financial statements and variances from budget, and recommend action to the Board, as appropriate.
6. Create specific measurable board-level goals for the year as part of the full board planning process.
7. Develop and implement a board-level training program to ensure that all trustees (especially those without a financial background) can be effective stewards of the organization's financial resources.
8. Report to the Board of Trustees at regular meetings of the Board in a manner determined by the Board.
9. Annually evaluate its work as a committee and the objectives it has committed itself to and report on same to the Board of Trustees.

## What the Finance Committee Should Not Do

- Formally adopting budgets, LCAP or fiscal policies, this is the responsibility of the TEACH Board of Directors.
- Interacting with families or students on a regular basis (i.e., daily or weekly)
- Interacting with teachers or other staff members on a regular basis (i.e., daily or weekly)
- Presenting themselves as an outlet for staff, family or student complaints or concerns that have not first been formally addressed to the CEO/CFO.

# Coversheet

## 10045 Shade Structure Plan Check

**Section:** IV. Facilities Report  
**Item:** A. 10045 Shade Structure Plan Check  
**Purpose:** FYI  
**Submitted by:**  
**Related Material:** Application for building permit.pdf  
201920 Submittal\_Drawings.pdf

10001 S Western Ave



Application #:  
Plan Check #: B20LA03432  
Event Code:

20020 - 10000 - 00414

Printed: 02/20/20 04:15 PM

Nonbldg-New Commercial Regular Plan Check Plan Check	City of Los Angeles - Department of Building and Safety  <b>APPLICATION FOR BUILDING PERMIT AND CERTIFICATE OF OCCUPANCY</b>	Last Status: Submitted  Status Date: 02/20/2020
---	--	---

1. TRACT	BLOCK	LOT(s)	ARB	COUNTY MAP REF#	PARCEL ID # (PIN #)	2. ASSESSOR PARCEL #
TR 7906		24		M B 82-42/43	091-5A193 75	6058 - 006 - 031

<b>3. PARCEL INFORMATION</b> Area Planning Commission - South Los Angeles LADBS Branch Office - LA Council District - 8 Certified Neighborhood Council - Empowerment Congress South Community Noise Equiv. Level - 65 dB < 70 dB	Community Plan Area - South Los Angeles Census Tract - 2380.00 District Map - 091-5A193 Energy Zone - 8 Fire District - 2	Methane Hazard Site - Methane Zone Near Source Zone Distance - 0.1 School Within 500 Foot Radius - YES Thomas Brothers Map Grid - 703-H4 Thomas Brothers Map Grid - 703-H5
---	---	--

ZONES(S): C2-1VL-CPIO

**4. DOCUMENTS**

ZI - ZI-1231 South Los Angeles Alcohol Sales ORD - ORD-162128	ORD - ORD-173792-SA4380	CPC - CPC-1983-506
ZI - ZI-2477 South Los Angeles Community F ORD - ORD-167093-SA6048	ORD - ORD-180103	CPC - CPC-1983-506-SP
ZI - ZI-2484 South Los Angeles Community F ORD - ORD-171681	ORD - ORD-185926-SA8570	CPC - CPC-1986-447-GPC
SPA - South Los Angeles Alcohol Sales ORD - ORD-171682	ORD - ORD-185927	CPC - CPC-1986-603-GPC

**5. CHECKLIST ITEMS**

**6. PROPERTY OWNER, TENANT, APPLICANT INFORMATION**

Owner(s):  
CUNNINGHAM AND MORRIS LLC  
10000 WESTERN AVE, LOS ANGELES CA 90047 --  
Tenant:

Applicant: (Relationship: Architect)  
JULIAN N MIRANDA -  
19510 VENTURA BLVD, TARZANA, CA 91356 -- (818) 343-5393

For Cashier's Use Only

W/O #: 02000414

**7. EXISTING USE**

**PROPOSED USE**

**8. DESCRIPTION OF WORK**

FOR USE OF LAND FOR BIKE PARKING FOR ELEMENTARY SCHOOL AND MIDDLE SCHOOL.

**9. # Bldgs on Site & Use:**

**10. APPLICATION PROCESSING INFORMATION**

BLDG. PC By: DAS PC By:  
OK for Cashier: Coord. OK:  
Signature: Date:

**11. PROJECT VALUATION**

Submittal Fee Period

Permit Valuation: \$18,000 PC Valuation:

Sewer Cap ID: Total Bond(s) Due:

**12. ATTACHMENTS**

For inspection requests, call toll-free (888) LA4BUILD (524-2845), or request inspections via [www.ladbs.org](http://www.ladbs.org). To speak to a Call Center agent, call 311. Outside LA County, call (213) 473-3231.

LA HENR 110006011 2/20/2020 4:15:16 PM	
BUILDING PLAN CHECK	\$268.31
BUILDING PLAN CHECK	\$134.16
DEV SERV CENTER SURCH	\$12.07
SYSTEMS DEVT FEE	\$24.15
CITY PLANNING SURCH	\$24.15
MISCELLANEOUS	\$10.00
PLANNING GEN PLAN MAINT SURCH	\$28.17

Sub Total: \$501.01

Permit #: 200201000000414

Receipt #: 0110156782



\* P 2 0 0 2 0 1 0 0 0 0 0 4 1 4 S N \*



<b>13. STRUCTURE INVENTORY</b>	(Note: Numeric measurement data in the format "number / number" implies "change in numeric value / total resulting numeric value")	<b>20020 - 10000 - 00414</b>
<b>14. APPLICATION COMMENTS:</b>		
<b>15. BUILDING RELOCATED FROM:</b>		
<b>16. CONTRACTOR, ARCHITECT &amp; ENGINEER NAME</b>	<b>ADDRESS</b>	<b>CLASS      LICENSE #      PHONE #</b>
<b>PLAN CHECK EXPIRATION:</b> Unless a shorter period of time has been established by an official action, plan check approval expires one and a half years after the plan check fee has been paid .		

10001 S WESTERN AVE

Courier? ( Yes or No )

- P.C.                       N.P.                       S.P.I.  
 D.A.S.                       G.P.I.                       D.P.I.

USE: X	20020 - 10000 - 00414
	Plan Check Number - Regular PC
<b>6</b>	<b>B20LA03432FO</b>

Submittal Date: 02/20/2020

Notes: \_\_\_\_\_

PC Engr: \_\_\_\_\_

Ready for Pick-up



# TEACH TECH CHARTER SCHOOL PARKING AND SHADE STRUCTURE

## TEACH CHARTER MIDDLE SCHOOL & ELEMENTARY SCHOOL

10000 S. WESTERN AVE., 10001 S. WESTERN AVE., 10045 S WESTERN AVE., LOS ANGELES, CA 90047

Job No. **2019-9060**  
DATE: 02-20-2020  
REV. DESCRIPTION: BUILDING DEPARTMENT SUBMITTAL  
DATE: 02-20-2020  
REV. DESCRIPTION: BUILDING DEPARTMENT SUBMITTAL  
DATE: 02-20-2020  
REV. DESCRIPTION: BUILDING DEPARTMENT SUBMITTAL  
DATE: 02-20-2020  
REV. DESCRIPTION: BUILDING DEPARTMENT SUBMITTAL

**JAMES HEIMLER, ARCHITECT, INC.**  
19510 VENTURA BLVD., SUITE 210 (818) 343-5393  
TARZANA, CALIFORNIA 91356 FAX (818) 343-5815  
www.jhai-architect.com jheimler@jhai-architect.com

**TEACH PARKING & SHADE STRUCTURE**  
10045 S. WESTERN AVE., LOS ANGELES, CA

**TITLE SHEET**  
Sheet: **T-1.0**  
1 of 8 shts.

### ABBREVIATIONS

A.B.	ANCHOR BOLT	MIN.	MINIMUM
A/C	AIR CONDITIONING	M.O.	MASONRY OPENING
A.C.	ASPHALTIC CONCRETE	MTL.	METAL
A.D.	AREA DRAIN	(N)	NEW
A.F.F.	ABOVE FINISH FLOOR	N	NORTH
ALUM.	ALUMINUM	N.	NAIL
ANOD.	ANODIZED	N.G.	NATURAL GRADE
A.P.	ACCESS PANEL	N.I.C.	NOT IN CONTRACT
ARCH.	ARCHITECTURAL	NO.	NUMBER
A.T.	ASPHALT TILE	NOM.	NOMINAL
		N.T.S.	NOT TO SCALE
BD.	BOARD	O/	OVER
B.L.	BUILDING LINE	OA.	OVERALL
BLDG.	BUILDING	O.C.	ON CENTER
BLKG.	BLOCKING	O/H	OVERHEAD
BOT.	BOTTOM	O.F.D.	OVERFLOW DRAIN
B.U.R.	BUILT UP ROOFING	OPWS.	OPENING
		OPP.	OPPOSITE
		O.S.	OVERFLOW SCUPPER
C.B.	CATCH BASIN	P.A.	PLANTING AREA
C.I.	CAST IRON	P.C.	PRE-CAST CONCRETE
C.J.	CONTROL JOINT	P.D.	PLANTER DRAIN
C.L.	CENTER LINE	P.L.	POWER POLE
CLG.	CEILING	PL.	PLATE
CLR.	CLEAR	P.L.	PROPERTY LINE
C.M.U.	CONC. MASONRY UNIT	PLYWD.	PLYWOOD
COL.	COLUMN	PLMB.	PLUMBING
CONC.	CONCRETE	PR.	PAIR
CONC. BLK.	CONCRETE BLOCK	PT.	PAINT
CONST.	CONSTRUCTION	R.	RISER
CONT.	CONTINUOUS	R.A.	RETURN AIR
C.W.	COLD WATER	RAD.	RADIUS
		R.D.	ROOF DRAIN
D.D.	DECK DRAIN	R.E.C.P.	RECEPTACLE
DIA.	DIAMETER	REF.	REFRIGERATOR
DIM.	DIMENSION	REINF.	REINFORCED
DN.	DOWN	REQ'D.	REQUIRED
D.S.	DOWN SPOUT	REV.	REVISION
DTL.	DETAIL	R.F.	ROOF
DWG.	DRAWING	R.H.	RIGHT HAND
		R.M.	ROOM
EA.	EACH	R.O.	ROUGH OPENING
E.F.	EXHAUST FAN	R.S.	ROUGH SAWN
E.J.	EXPANSION JOINT	S.A.	SUPPLY AIR
ELEC.	ELECTRIC	S.C.	SOLID CORE
ELEV.	ELEVATION	S.C.O.	SEALED CONCRETE
EQ.	EQUAL	S.D.	STORM DRAIN
EQUIP.	EQUIPMENT	S.F.	SQUARE FEET
E.W.	EACH WAY	SHT.	SHEET
EXIST., (E)	EXISTING	SHTG.	SHEATHING
EXP.	EXPOSED	SHT. MTL.	SHEET METAL
EXT.	EXTERIOR	SIM.	SIMILAR
		S.S.	SELECT STRUCTURAL
F.C.	FINISH CEILING	S/S	STAINLESS STEEL
F.D.	FLOOR DRAIN	STL.	STEEL
F.F.	FINISH FLOOR	STR.	STRUCTURAL
F.G.	FINISH GRADE	SUBFLR.	SUB-FLOOR
FIN.	FINISH	SUSP.	SUSPENDED
F.L.	FLOW LINE	S.V.	SHEET VINYL
FLR.	FLOOR	T.	TREAD
F.O.C.	FACE OF CONCRETE	T & B	TOP AND BOTTOM
F.O.M.	FACE OF MASONRY	T.C.B.	TOP OF CATCH BASIN
F.O.S.	FACE OF STUD	T & G	TONGUE AND GROOVE
FP.	FIREPLACE	THK.	THICK
F.P.	FINISH PAVING	T.O.	TOP OF
FT.	FEET	T.O.C.	TOP OF CURB
FTG.	FOOTING	T.O.PA.	TOP OF PAVING
		T.O.PL.	TOP OF PLATE
G.	GAS	T.O.PLY.	TOP OF PLYWOOD
GA.	GAUGE	T.O.S.	TOP OF SLAB
GALV.	GALVANIZE	T.O.SHTG.	TOP OF SHEATHING
G.D.	GARBAGE DISPOSAL	T.O.P.	TOP OF PARAPET
G.I.	GALVANIZED IRON	T.O.STL.	TOP OF STEEL
GL.	GLASS	T.O.W.	TOP OF WALL
G.M.	GAS METER	TYP.	TYPICAL
GYP.	GYPSPUM	U.G.	UNDERGROUND
		U.N.O.	UNLESS NOTED
H.B.	HOSE BIBB	UNF.	OTHERWISE UNFINISHED
H.C.	HOLLOW CORE	V.T.	VINYL TILE
HD.	HEAD	W.	WATER
H.M.	HOLLOW METAL	W/.	WITH
HT.	HEIGHT	W.C.	WATER CLOSET
H.V.A.C.	HEATING, VENTILATING & AIR CONDITIONING	WD.	WOOD
		W.H.	WATER HEATER
H.W.	HOT WATER	W.L.	WROUGHT IRON
		W/O	WITHOUT
INS.	INSULATE	W.O.	WHERE OCCURS
INT.	INTERIOR	W.P.	WATER PROOF
		W.W.M.	WELDED WIRE MESH
LAV.	LAVATORY	YD.	YARD
LB.	POUND		
L.H.	LEFT HAND		
LT.	LIGHT		
MATL.	MATERIAL		
MAX.	MAXIMUM		
M.B.	MACHINE BOLT		
M/C	MEDICINE CABINET		
M.C.	MINERAL CORE		
MECH.	MECHANICAL		
MFR.	MANUFACTURER		
M.H.	MAN HOLE		

### GENERAL NOTES

- THESE DRAWINGS ARE INTENDED AS A BUILDERS SET AND DO NOT INCLUDE ALL DETAILS, SPECIFICATIONS, OR BIDDING INFORMATION. VERIFY W/ OWNER FOR ANY ADDITIONAL INFORMATION REQUIRED.
- NOTHING CONTAINED IN THESE CONSTRUCTION DOCUMENTS OR IN ANY ACCOMPANYING DOCUMENTS SHALL CREATE ANY CONTRACTUAL RELATIONSHIP BETWEEN THE CONTRACTOR AND THE ARCHITECT (JAMES HEIMLER, ARCHITECT, INC.).
  - NOT USED.
  - THE CONTRACTOR SHALL VERIFY ALL EXISTING CONDITIONS PRIOR TO START OF CONSTRUCTION AND REPORT ANY AND ALL DISCREPANCIES TO THE OWNER.
  - THE CONTRACTOR SHALL FURNISH ALL LABOR, MATERIALS, EQUIPMENT, ETC., REQUIRED TO COMPLETE THE CONSTRUCTION AND OR INSTALLATION OF ALL ITEMS UNLESS DESIGNATED NOT IN CONTRACT (N.I.C.).
  - WHERE WORK OR EQUIPMENT IS INDICATED N.I.C. (NOT IN CONTRACT) ON THE DRAWINGS, SUCH WORK AND/OR EQUIPMENT SHALL BE PROVIDED BY OTHERS. THE CONTRACTOR SHALL COORDINATE AND COOPERATE TO AFFECT SUCH INSTALLATION.
  - ALL WORK SHALL CONFORM WITH ALL APPLICABLE FEDERAL, STATE AND LOCAL CODES AND ORDINANCES AND BE IN CONFORMANCE W/ THE STANDARD OF THE INDUSTRY.
  - THE CONTRACTOR SHALL CONFORM IN ALL ASPECTS TO THE HEALTH AND SAFETY PROVISIONS OF O.S.H.A.
  - NOT USED.
  - ALL SYMBOLS AND ABBREVIATIONS USED ON THESE DRAWINGS ARE CONSIDERED CONSTRUCTION STANDARDS. IF THE CONTRACTOR HAS QUESTIONS REGARDING THE SAME, NOTIFY THE ARCHITECT FOR CLARIFICATION.
  - SHOULD IT APPEAR THAT THE PROPOSED WORK IS NOT CLEARLY CALLED OUT, OR SUFFICIENTLY DETAILED OR EXPLAINED, OR IF THE CONTRACTOR HAS (IN HIS OPINION) A BETTER CONSTRUCTION TECHNIQUE, THE CONTRACTOR SHALL APPLY TO THE OWNER FOR CLARIFICATION OF THE ABOVE. IN NO CASE SHALL ANY WORK PROCEED IN UNCERTAINTY. ALL CLARIFICATIONS, APPROVALS AND INSTRUCTIONS SHALL BE ISSUED TO THE CONTRACTOR THROUGH THE OWNER.
  - THE CONTRACTOR SHALL: (1) REVIEW SPECIFIED CONSTRUCTION AND/OR INSTALLATION PROCEDURES (INCLUDING THOSE RECOMMENDED BY THE MANUFACTURERS); (2) ADVISE THE OWNER (A) IF THE SPECIFIED PROCEDURE DEVIATES FROM GOOD CONSTRUCTION PRACTICES, (B) FOLLOWING THE PROCEDURE WILL AFFECT ANY WARRANTIES, INCLUDING MANUFACTURER'S WARRANTIES AND THE CONTRACTOR'S GENERAL WARRANTY, OR (C) OF ANY OBJECTIONS THE CONTRACTOR MAY HAVE TO THE PROCEDURE; AND (3) PROPOSE ANY ALTERNATIVE INSTALLATION WHICH THE CONTRACTOR WILL WARRANT.
  - THE CONTRACTOR SHALL PROVIDE THE OWNER WITH 2% EXTRA MATERIALS FOR FUTURE REPAIRS ON THE FOLLOWING MATERIALS: PAINT.
  - IF MANUFACTURERS' SPECIFIED MODEL NUMBERS ARE DISCONTINUED, THE CONTRACTOR SHALL FURNISH THE UPDATED MODEL AT NO ADDITIONAL COST TO THE OWNER OR ARCHITECT.
  - THERE SHALL BE NO DEVIATIONS FROM THESE CONTRACT DOCUMENTS WITHOUT A WRITTEN CHANGE ORDER TO THE CONTRACT SIGNED BY THE CONTRACTOR AND OWNER IN THAT ORDER.
  - NO CHEMICAL INCOMPATIBILITY IN CONCRETE MIX SHALL BE PERMITTED.
  - ANY WORK INSTALLED IN CONFLICT WITH THE ARCHITECTURAL CONTRACT DOCUMENTS SHALL BE CORRECTED BY THE CONTRACTOR AT HIS/HER OWN EXPENSE, AND AT NO EXPENSE TO THE OWNER OR ARCHITECT.
  - SEPARATE UNLIKE METALS OR ALLOYS WITH A HEAVY COATING OF BITUMINOUS PAINT OR OTHER SUITABLE PERMANENT SEPARATION AS REQUIRED TO PREVENT GALVANIC ACTION.
  - THE OWNER/CONTRACTOR SHALL PAY FOR ALL REQUIRED PERMITS, FEES AND LICENSES REQUIRED FOR PROPER COMPLETION OF THE WORK.
  - AT THE COMPLETION OF WORK THE PROJECT SITE (HARD SURFACES) SHALL BE LEFT BROOM CLEAN. ALL FINISHES (INCLUDING GLAZING) SHALL BE LEFT DUST AND SPOT FREE AND READY FOR FULL USE.
  - THE CONTRACTOR SHALL PROVIDE TO THE OWNER AT THE COMPLETION OF THE PROJECT ALL MANUFACTURER'S GUARANTEES, TECHNICAL AND MAINTENANCE DATA.
  - THE CONTRACTOR SHALL GUARANTEE ALL WORKMANSHIP AND MATERIALS FOR ONE YEAR (L.N.O.) FROM THE ISSUANCE OF A CERTIFICATE OF OCCUPANCY OR WHEN THE OWNER CAN USE THE PREMISES FOR THEIR INTENDED USE, WHICHEVER IS SOONER.
  - NOT USED.
  - REQUIRED TESTS AND INSPECTIONS NOT NOTED IN THE CONSTRUCTION DOCUMENTS SHALL BE PAID FOR BY THE OWNER AND PERFORMED BY QUALIFIED INDEPENDENT CONSULTANTS SUBMITTED BY THE CONTRACTOR AND APPROVED BY THE OWNER.

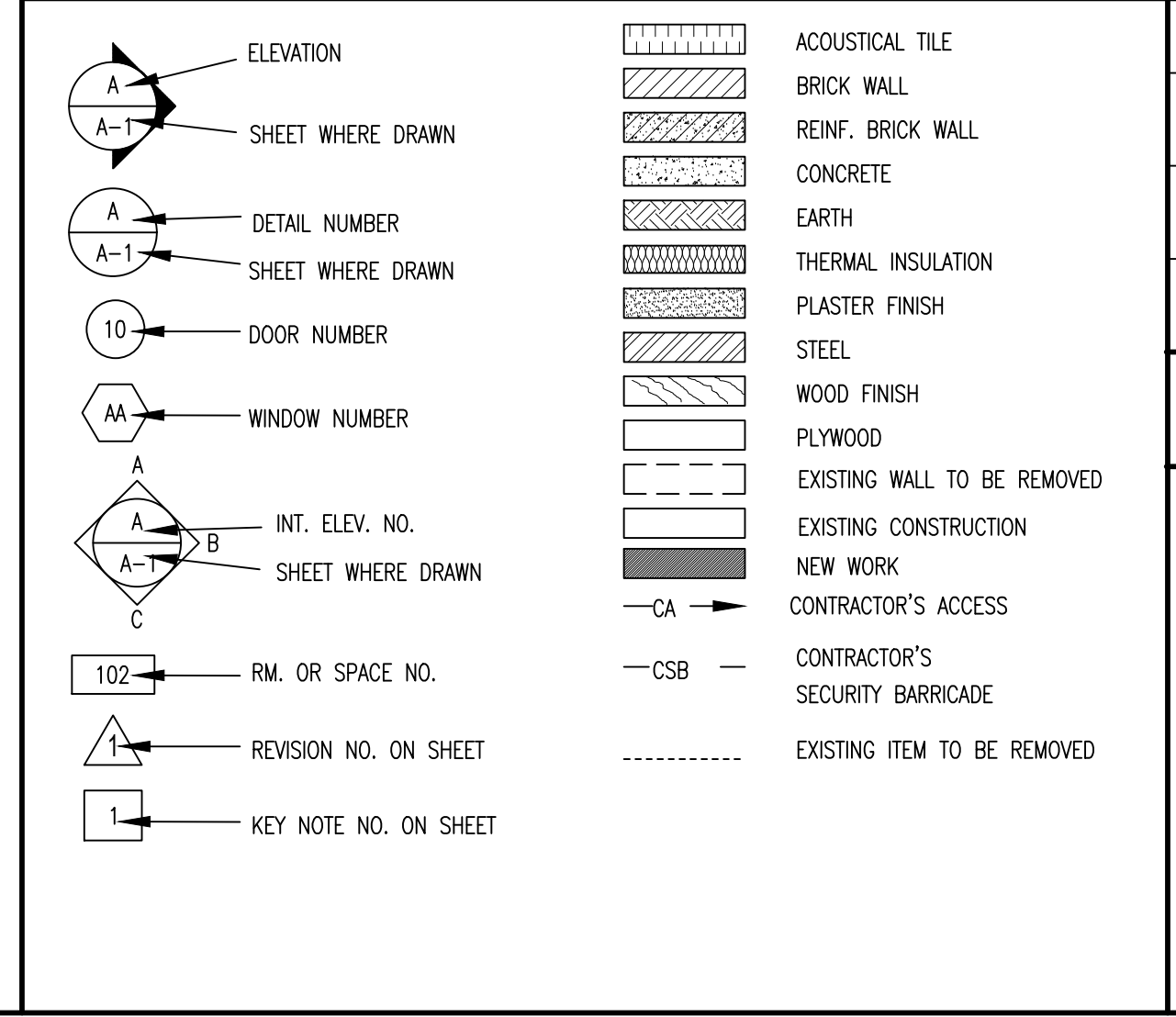
### GENERAL INFORMATION

USE:	COMMERCIAL - SITE STUDY		
ADDRESS:	10000 S. WESTERN AVE.	10001 S. WESTERN AVE.	10045 S. WESTERN AVE.
LEGAL DESCRIPTION:	LOT: 1-4 TRACT: TR 7464	LOT: 22-24 TRACT: TR 7906	LOT: 13-16 TRACT: TR 7906
ASSESSOR PARCEL #	6059-001-033	6058-006-031	6058-006-007
BUILDING CODE:	-	-	-
ZONE:	C2-1VL-CPIO	C2-1VL	C2-1VL-CPIO
OCCUPANCY:	A3, B, E1	OPEN PARKING LOT	
OCCUPANCY SEPARATION:	-	-	-
CONSTRUCTION TYPE:	TYPE V-N FULL SPRINKLER	N/A	
LOT AREA:	23,314	17,164	6058-006-007
SPECIAL DISTRICT:	NO		
HILLSIDE:	NO		
LIQUEFACTION:	NO		
METHANE HAZARD:	NO		
HPOZ:	NO		
GENERAL PLAN:	NEIGHBORHOOD COMMERCIAL		
SPECIFIC PLAN:	SOUTH LOS ANGELES ALCOHOL SALES		
GPI/Geo TECHNICAL REP.:	-		
SETBACKS:	NO REQUIRED		10' TO SHADE STRUCTURE
BUILDING SEPARATION:			10' TO SHADE STRUCTURE
BUILDING LINE:	NONE		
HWY DEDICATIONS:	NONE		
FLOOR AREA:	18,100 SF EXISTING	-	9,120 SF EXISTING 2,146 SF PROPOSED
TOTAL:	18,100 SF EXISTING		11,266 SF
FIRE SUPPRESSION:	NO		

### SHEET INDEX

NO. SHEET NO.	DESCRIPTION
GENERAL	
1	T-1.1 TITLE SHEET
2	T-1.2 PARKING SPACE REQUIREMENTS
ARCHITECTURAL	
1	A-1.01 SITE PLAN DEMOLITION
2	A-1.1 SITE PLAN
3	A-1.02 PARKING DEMOLITION PLAN
4	A-1.2 PARKING PLAN
5	A-1.3 BIKE PARKING PLANS
6	A-1.4 LUNCH SHELTER PLAN

### SYMBOLS



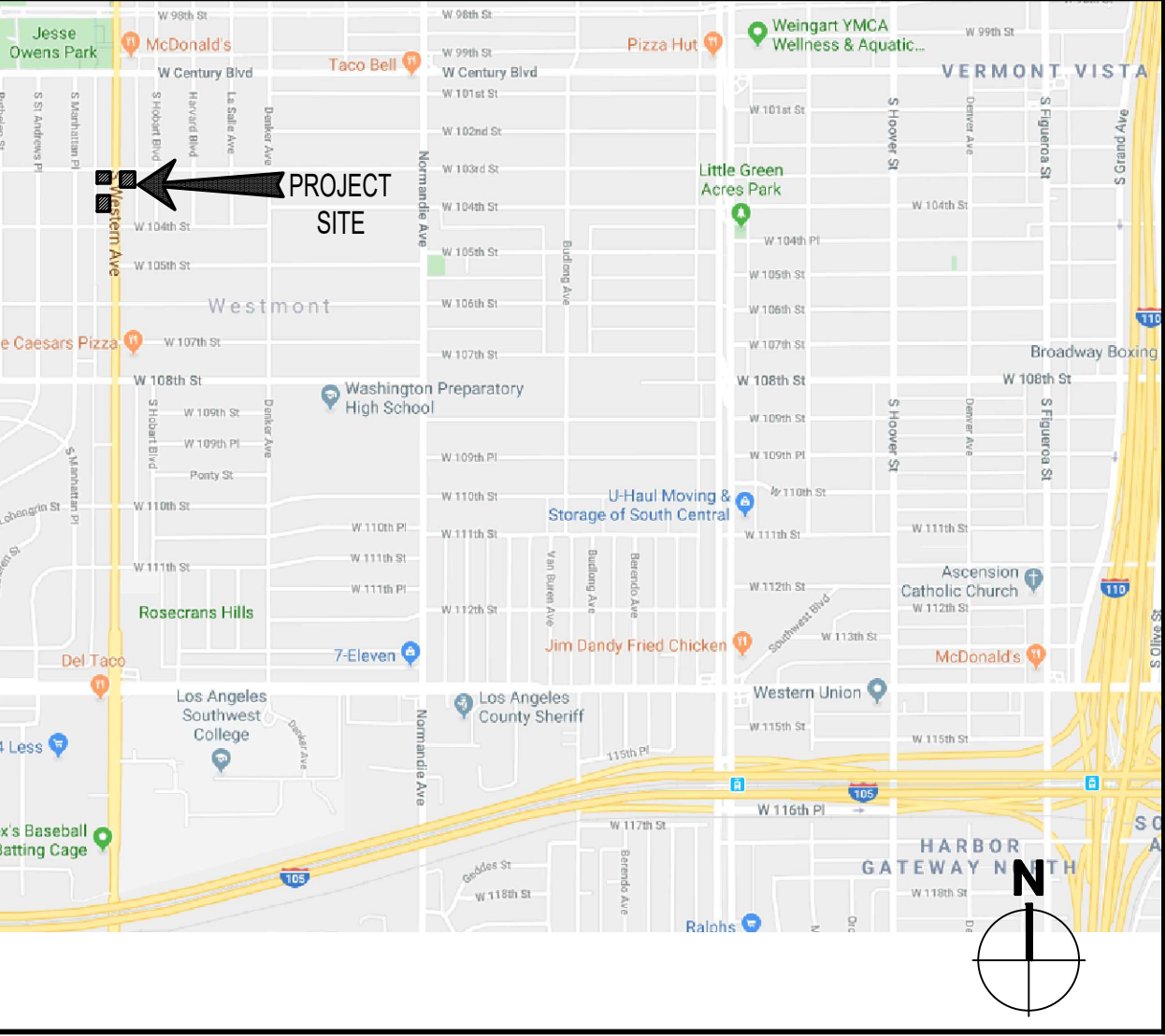
### REFERENCE LIST

CLIENT:	NAME	ADDRESS	TELEPHONE
	MATHEW BROWN TEACH PUBLIC SCHOOLS	10000 S. WESTERN AVE. LOS ANGELES, CA 90047	323-872-0808
	JAMES HEIMLER, ARCHITECT, INC.	19510 VENTURA BLVD. SUITE 210 TARZANA, CA 91356	818-343-5393
	EIDE INDUSTRIES, INC.	16215 PILMA AVE. CERRITOS, CA 90703	562-965-3305

### SCOPE OF WORK

- AT 10001 S. WESTERN AVE., EXISTING PARKING PROVIDES 45 STALLS PARKING, INCLUDING ADA REQUIRED PARKING - 49 PARKING ALLOWED PER PERMIT.
- 10001 S. WESTERN AVE., EXISTING PARKING WILL COVER MOST OF THE NEEDS OF PARKING FOR 10000 S. WESTERN AVE AND 10045 S. WESTERN AVE. THE REMAINING PARKING WILL BE COVER AS INDICATED BELOW.
- AT 10000 S. WESTERN AVE. PUBLIC SIDEWALK, PROVIDE 28 BIKE PARKING.
- AT 10045 S. WESTERN AVE. PUBLIC SIDEWALK, PROVIDE/ADD 2 BIKE PARKING
- AT 10045 S. WESTERN AVE. REMOVE (3) EXISTING SHADE SHELTERS.
- NEW SHADE STRUCTURE - DEFERRED APPROVAL.

### VICINITY MAP





**ACCESSIBLE PARKING SIGN INSTALLED AT EACH SPACE**



As a covered entity under Title II of the Americans with Disabilities Act, the City of Los Angeles does not discriminate on the basis of disability and, upon request, will provide reasonable accommodation to ensure equal access to its programs, services and activities.  
Page 5 of 7

**Vehicle spaces.** Car and van parking spaces shall be 216 inches (18 feet) long minimum. Car parking spaces shall be 108 inches (9 feet) wide minimum and van parking spaces shall be 144 inches (12 feet) wide minimum, shall be marked to define the width, and shall have an adjacent access aisle complying with Section 11B-502.3.  
**Exception:** Van parking spaces shall be permitted to be 108 inches (9 feet) wide minimum where the access aisle is 96 inches (8 feet) wide minimum.

**Access aisle.** Access aisles serving parking spaces shall comply with Section 11B-502.3. Access aisles shall adjoin an accessible route. Two parking spaces shall be permitted to share a common access aisle.

**Width.** Access aisles serving car and van parking spaces shall be 60 inches (5 feet) wide minimum.

**Length.** Access aisles shall extend the full required length of the parking spaces they serve.

**Marking.** Access aisles shall be marked with a blue painted borderline around their perimeter. The area within the blue borderlines shall be marked with hatched lines a maximum of 36 inches (3 feet) on center in a color contrasting with that of the aisle surface, preferably blue or white. The words "NO PARKING" shall be painted on the surface within each access aisle in white letters a minimum of 12 inches (1 foot) in height and located to be visible from the adjacent vehicular way. Access aisle markings may extend beyond the minimum required length.

**Location.** Access aisles shall not overlap the vehicular way. Access aisles shall be permitted to be placed on either side of the parking space except for van parking spaces which shall have access aisles located on the passenger side of the parking spaces.

**Floor or ground surfaces.** Parking spaces and access aisles serving them shall comply with Section 11B-302. Access aisles shall be at the same level as the parking spaces they serve. Changes in level are not permitted.  
**Exception:** Slopes not steeper than 1:48 shall be permitted.

**Vertical clearance.** Parking spaces, access aisles and vehicular routes serving them shall provide a vertical clearance of 98 inches (2489 mm) minimum.

**Identification.** Parking space identification signs shall include the International Symbol of Accessibility complying with Section 11B-703.7.2.1. Signs identifying van parking spaces shall contain additional language or an additional sign with the designation "van accessible". Signs shall be 60 inches (5 feet) minimum above the finish floor or ground surface measured to the bottom of the sign.  
**Exception:** Signs located within an accessible route shall be a minimum of 80 inches (6 feet, 8 inches) above the finish floor or ground surface measured to the bottom of the sign.

**Finish and size.** Parking identification signs shall be reflectorized with a minimum area of 70 square inches.

**Minimum fine.** Additional language or an additional sign below the International Symbol of Accessibility shall state "Minimum Fine \$250."

As a covered entity under Title II of the Americans with Disabilities Act, the City of Los Angeles does not discriminate on the basis of disability and, upon request, will provide reasonable accommodation to ensure equal access to its programs, services and activities.  
Page 3 of 7

**ACCESSIBILITY DETAILS FOR PARKING**

**WHERE ACCESSIBLE PARKING IS REQUIRED**

Where parking spaces are provided, parking spaces shall be provided in accordance with Section 11B-208.

**Exception:** Parking spaces used exclusively for buses, trucks, other delivery vehicles, or vehicular impound shall not be required to comply with Section 11B-208 provided that lots accessed by the public are provided with a passenger drop-off and loading zone complying with Section 11B-503.

**Minimum number.** Parking spaces complying with Section 11B-502 shall be provided in accordance with Table 11B-208.2 except as required by Sections 11B-208.2.1, 11B-208.2.2, and 11B-208.2.3. Where more than one parking facility is provided on a site, the number of accessible spaces provided on the site shall be calculated according to the number of spaces required for each parking facility.

**Hospital outpatient facilities.** Ten percent of patient and visitor parking spaces provided to serve hospital outpatient facilities, and free-standing buildings providing outpatient clinical services of a hospital, shall comply with Section 11B-502.

**Rehabilitation facilities and outpatient physical therapy facilities.** Twenty percent of patient and visitor parking spaces provided to serve rehabilitation facilities specializing in treating conditions that affect mobility and outpatient physical therapy facilities shall comply with Section 11B-502.

**Residential facilities.** Parking spaces provided to serve residential facilities shall comply with Section 11B-208.2.3.

**Parking for guests, employees, and other non-residents.** Where parking spaces are provided for persons other than residents, parking shall be provided in accordance with Table 11B-208.2.

**Requests for accessible parking spaces.** When assigned parking is provided, designated accessible parking for the adaptable residential dwelling units shall be provided on requests of residents with disabilities on the same terms and with the full range of choices (e.g., off-street parking, carport or garage) that are available to other residents.

**Van parking spaces.** For every six or fraction of six parking spaces required by Section 11B-208.2 to comply with Section 11B-502, at least one shall be a van parking space complying with Section 11B-502.

**Location.** Parking facilities shall comply with Section 11B-208.3.

**General.** Parking spaces complying with Section 11B-502 that serve a particular building or facility shall be located on the shortest accessible route from parking to an accessible entrance complying with Section 11B-208.4. Where parking serves more than one accessible entrance, parking spaces complying with Section 11B-502 shall be dispersed and located on the shortest accessible route to the accessible entrances. In parking facilities that do not serve a particular building or facility, parking spaces complying with Section 11B-502 shall be located on the shortest accessible route to an accessible pedestrian entrance of the parking facility.

**Exceptions:**  
1. All van parking spaces shall be permitted to be grouped on one level within a multi-story parking facility.  
2. Parking spaces shall be permitted to be located in different parking facilities if substantially equivalent or greater accessibility is provided in terms of distance from an accessible entrance or entrances, parking fee, and user convenience.

TOTAL NUMBER OF PARKING SPACES PROVIDED IN PARKING FACILITY	MINIMUM NUMBER OF REQUIRED ACCESSIBLE PARKING SPACES
1 to 25	1
26 to 50	2
51 to 75	3
76 to 100	4
101 to 150	5
151 to 200	6
201 to 300	7
301 to 400	8
401 to 500	9
501 to 1000	2 percent of total
1001 and over	20, plus 1 for each 100, or fraction thereof, over 1000

TABLE 11B-208.2 PARKING SPACES

As a covered entity under Title II of the Americans with Disabilities Act, the City of Los Angeles does not discriminate on the basis of disability and, upon request, will provide reasonable accommodation to ensure equal access to its programs, services and activities.  
Page 1 of 7

**NOTES**

- WHERE PARKING SPACES ARE PROVIDED, ACCESSIBLE PARKING SPACES SHALL BE PROVIDED IN NUMBER AND KIND REQUIRED PER CBC 2019 SECTION 11B-208 PARKING SPACES. §11B-208.1
- PROVIDE 2 ACCESSIBLE PARKING SPACES AS REQUIRED BY TABLE 11B-208.2. §11B-208.2 (SEE EXCEPTIONS)
- PROVIDE ACCESSIBLE SPACES FOR EACH PARKING FACILITY (PARKING LOTS AND PARKING STRUCTURES). THE NUMBER OF PARKING SPACES REQUIRED TO BE ACCESSIBLE IS TO BE CALCULATED SEPARATELY FOR EACH PARKING FACILITY; THE REQUIRED NUMBER IS NOT BASED ON THE TOTAL NUMBER OF PARKING SPACES PROVIDED IN ALL OF THE PARKING FACILITIES PROVIDED ON SITE. §11B-208
- ONE IN EVERY SIX OR FRACTION OF SIX PARKING SPACES REQUIRED BY SECTION 11B-208.2 MINIMUM NUMBER, BUT NOT LESS THAN ONE, SHALL BE SERVED BY AN ACCESS ISLE 96 INCHES WIDE MINIMUM PLACED ON THE SIDE OPPOSITE THE DRIVER'S SIDE WHEN THE VEHICLE IS GOING FORWARD INTO THE PARKING SPACE AND SHALL BE DESIGNATED "VAN ACCESSIBLE". ALL SUCH SPACES MAY BE GROUPED ON ONE LEVEL OF A PARKING STRUCTURE. §11B-208.2.4, 11B-502, FIG. 11B-502, 11B-502.3, & 11B-502.3.3
- ACCESSIBLE PARKING SPACES COMPLYING WITH SECTION 11B-502 PARKING SPACES SERVING A PARTICULAR BUILDING OR FACILITY SHALL BE LOCATED ON THE SHORTEST ACCESSIBLE ROUTE OF TRAVEL FROM ADJACENT PARKING TO AN ACCESSIBLE ENTRANCE (AS NEAR AS PRACTICAL TO AN ACCESSIBLE ENTRANCE) §11B-208.3.1
- DIMENSION MINIMUM 18 FOOT LONG CAR AND VAN ACCESSIBLE PARKING SPACE(S) AND ACCESS ISLE(S) §11B-502.2, FIGURES 11B-502.2, AND 11B-502.3
- DIMENSION MINIMUM 9 FOOT WIDTH AT ACCESSIBLE CAR PARKING SPACE. §11B-502.2, FIGURES 11B-502.2, AND 11B-502.3
- DIMENSION MINIMUM 12 FOOT WIDE ACCESSIBLE VAN PARKING SPACE WITH MINIMUM 5 FOOT WIDE ACCESS ISLE VAN PARKING SPACES SHALL BE PERMITTED TO BE MINIMUM 9 FEET WIDE WHERE ACCESS ISLE IS 8 FOOT WIDE MINIMUM. §11B-502.2, FIGURES 11B-502.2, AND 11B-502.3
- CAR AND VAN STALL ACCESS ISLE SHALL BE 5 FOOT WIDE MINIMUM AND SHALL ADJOIN AN ACCESSIBLE ROUTE TWO PARKING SPACES SHALL BE PERMITTED TO SHARE A COMMON ACCESS ISLE. §11B-502.3, FIGURES 11B-502.2, AND 11B-502.3
- ACCESS ISLES SHALL BE MARKED WITH A BLUE PAINTED BORDERLINE AROUND THEIR PERIMETER. THE AREA WITHIN THE BLUE BORDERLINES SHALL BE MARKED WITH HATCHED LINES A MAXIMUM OF 36 INCHES ON CENTER IN A COLOR CONTRASTING WITH THAT OF THE ISLE SURFACE, PREFERABLY BLUE OR WHITE. THE WORDS "NO PARKING" SHALL BE PAINTED ON THE SURFACE WITHIN EACH ACCESS ISLE IN WHITE LETTERS A MINIMUM OF 12 INCHES IN HEIGHT AND LOCATED TO BE VISIBLE FROM THE ADJACENT VEHICULAR WAY. ACCESS ISLE MARKINGS MAY EXTEND BEYOND THE MINIMUM REQUIRED LENGTH. §11B-502.3.3, FIGURE 11B-502.3
- ACCESS ISLES SHALL NOT OVERLAP THE VEHICULAR WAY. ACCESS ISLES SHALL BE PERMITTED TO BE PLACED ON EITHER SIDE OF THE PARKING SPACE EXCEPT FOR VAN PARKING SPACES WHICH SHALL HAVE ACCESS ISLES LOCATED ON THE PASSENGER SIDE OF THE PARKING SPACE. §11B-502.3.4
- PARKING SPACE IDENTIFICATION SIGNS SHALL INCLUDE THE INTERNATIONAL SYMBOL OF ACCESSIBILITY COMPLYING WITH SECTION 11B-703.7.2.1 INTERNATIONAL SYMBOL OF ACCESSIBILITY. §11B-502.6, FIGURE 11B-703.7.2.1
- SIGNS IDENTIFYING VAN PARKING SPACES SHALL CONTAIN ADDITIONAL LANGUAGE OR AN ADDITIONAL SIGN WITH THE DESIGNATION "VAN ACCESSIBLE". SIGNS SHALL BE 60 INCHES MINIMUM ABOVE THE FINISH FLOOR OR GROUND SURFACE MEASURED TO THE BOTTOM OF THE SIGN. §11B-502.6
- PARKING IDENTIFICATION SIGNS SHALL BE REFLECTORIZED WITH A MINIMUM AREA OF 70 SQUARE INCHES. §11B-502.6.1
- ADDITIONAL LANGUAGE OR AN ADDITIONAL SIGN BELOW THE INTERNATIONAL SYMBOL OF ACCESSIBILITY SHALL STATE "MINIMUM FINE \$250". §11B-502.6.2
- A PARKING SPACE IDENTIFICATION SIGN SHALL BE VISIBLE FROM EACH PARKING SPACE. SIGNS SHALL BE PERMANENTLY POSTED EITHER IMMEDIATELY ADJACENT TO THE PARKING SPACE OR WITHIN THE PROJECTED PARKING SPACE WIDTH AT THE HEAD END OF THE PARKING SPACE. SIGNS MAY ALSO BE PERMANENTLY POSTED ON A WALL AT THE INTERIOR END OF THE PARKING SPACE. §11B-502.6.3
- EACH ACCESSIBLE CAR AND VAN SPACE SHALL HAVE A SURFACE IDENTIFICATION COMPLYING WITH EITHER OF THE FOLLOWING SCHEMES: §11B-502.6.4  
A. THE PARKING SPACE SHALL BE MARKED WITH AN INTERNATIONAL SYMBOL OF ACCESSIBILITY COMPLYING WITH SECTIONS 11B-703.7.2.1 INTERNATIONAL SYMBOL OF ACCESSIBILITY IN WHITE ON A BLUE BACKGROUND A MINIMUM 36 INCHES WIDE BY 36 INCHES HIGH. THE CENTERLINE OF THE INTERNATIONAL SYMBOL OF ACCESSIBILITY SHALL BE A MAXIMUM OF 6 INCHES FROM THE CENTERLINE OF THE PARKING SPACE, ITS SIDES PARALLEL TO THE LENGTH OF THE PARKING SPACE AND ITS LOWER CORNER AT, OR LOWER SIDE ALIGNED WITH THE END OF THE PARKING SPACE LENGTH. §11B-502.6.4.1  
B. THE PARKING SPACE SHALL BE OUTLINED OR PAINTED BLUE AND SHALL BE MARKED WITH AN INTERNATIONAL SYMBOL OF ACCESSIBILITY COMPLYING WITH SECTION 11B-703.7.2.1 INTERNATIONAL SYMBOL OF ACCESSIBILITY A MINIMUM 36 INCHES WIDE BY 36 INCHES HIGH IN WHITE OR A SUITABLE CONTRASTING COLOR. THE CENTERLINE OF THE INTERNATIONAL SYMBOL OF ACCESSIBILITY SHALL BE A MAXIMUM OF 6 INCHES FROM THE CENTERLINE OF THE PARKING SPACE, ITS SIDES PARALLEL TO THE LENGTH OF THE PARKING SPACE AND ITS LOWER CORNER AT, OR LOWER SIDE ALIGNED WITH THE END OF THE PARKING SPACE LENGTH. §11B-502.6.4.2  
C. THE ADDITIONAL SIGN SHALL NOT BE LESS THAN 17 INCHES WIDE BY 22 INCHES HIGH. §11B-502.8.1  
D. THE ADDITIONAL SIGN SHALL CLEARLY STATE IN LETTERS WITH A MINIMUM HEIGHT OF 1 INCH THE FOLLOWING: §11B-502.8.2 "UNAUTHORIZED VEHICLES PARKED IN DESIGNATED ACCESSIBLE SPACES NOT DISPLAYING DISTINGUISHING PLACARDS OR SPECIAL LICENSE PLATES ISSUED FOR PERSONS WITH DISABILITIES WILL BE TOWED AWAY AT THE OWNER'S EXPENSE. TOWED VEHICLES MAY BE RECLAIMED AT: \_\_\_\_\_ OR BY TELEPHONING \_\_\_\_\_". BLANK SPACES SHALL BE FILLED IN WITH APPROPRIATE INFORMATION AS A PERMANENT PART OF THE SIGN.

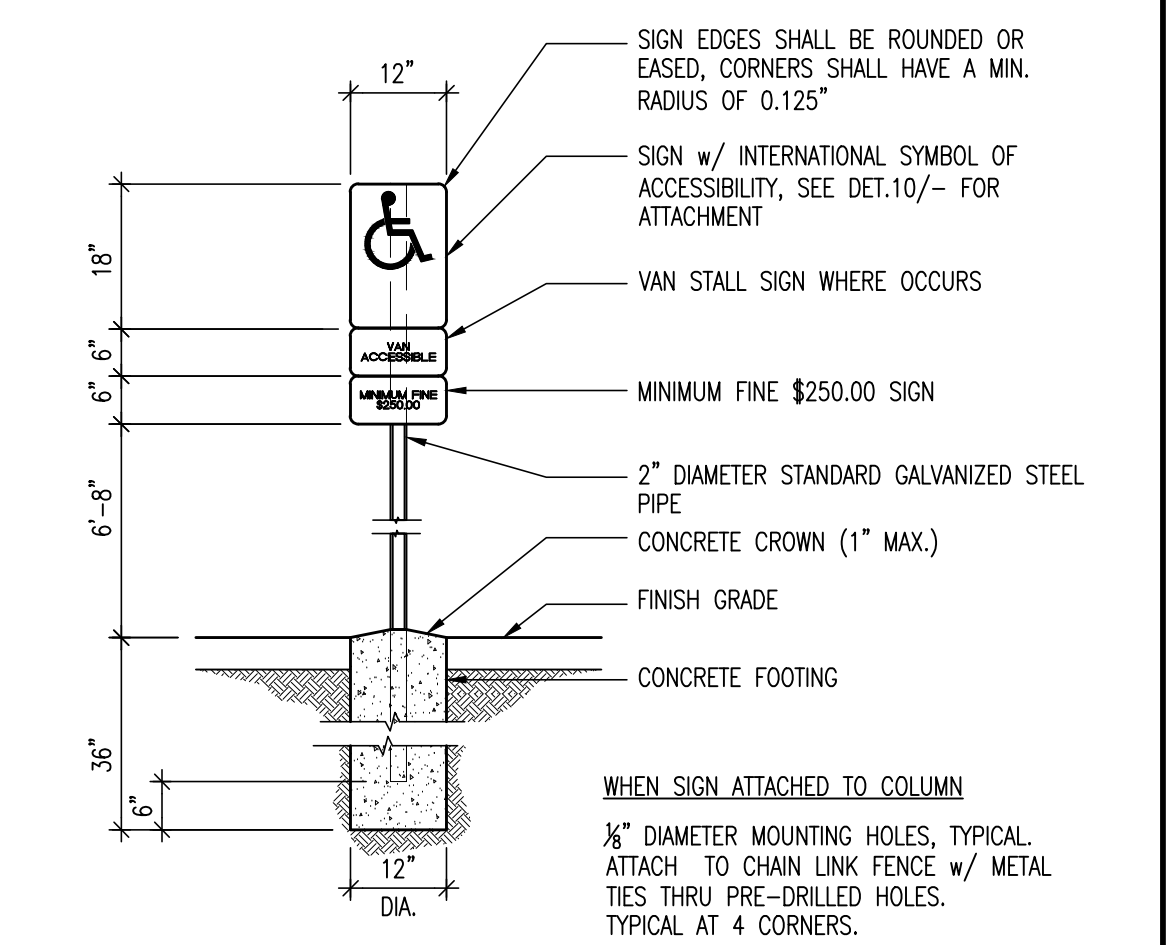
**JAMES HEIMLER, ARCHITECT, INC.**  
19510 VENTURA BLVD., SUITE 210 (818) 343-5393  
TARZANA, CALIFORNIA 91356 FAX (818) 343-5815  
www.jhai-architect.com jheimler@jhai-architect.com

**TEACH PARKING & SHADE STRUCTURE REQUIREMENTS**  
10045 S. WESTERN AVE., LOS ANGELES, CA

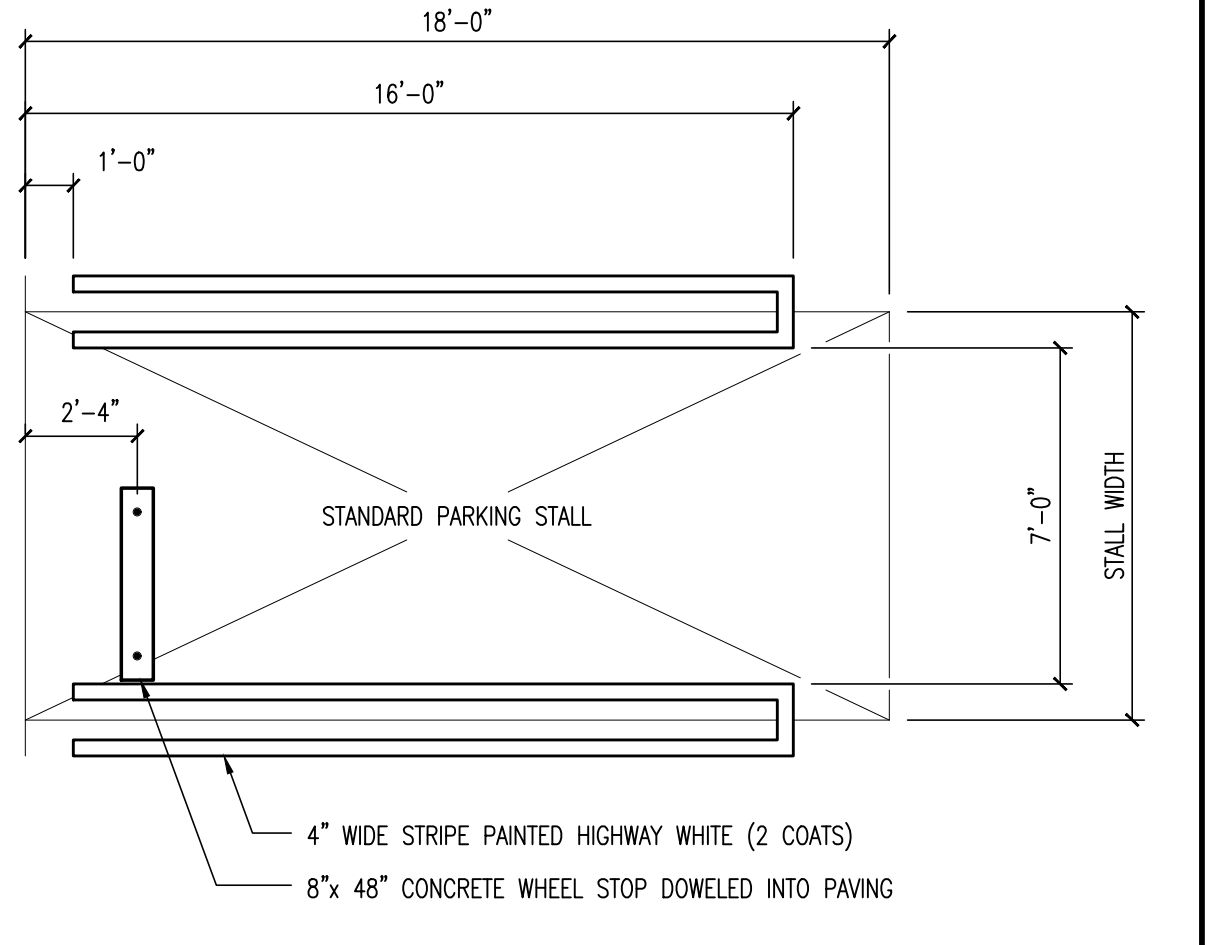
**PARKING SPACE REQUIREMENTS**

Sheet: **T-12**  
2 of 8 sheets.

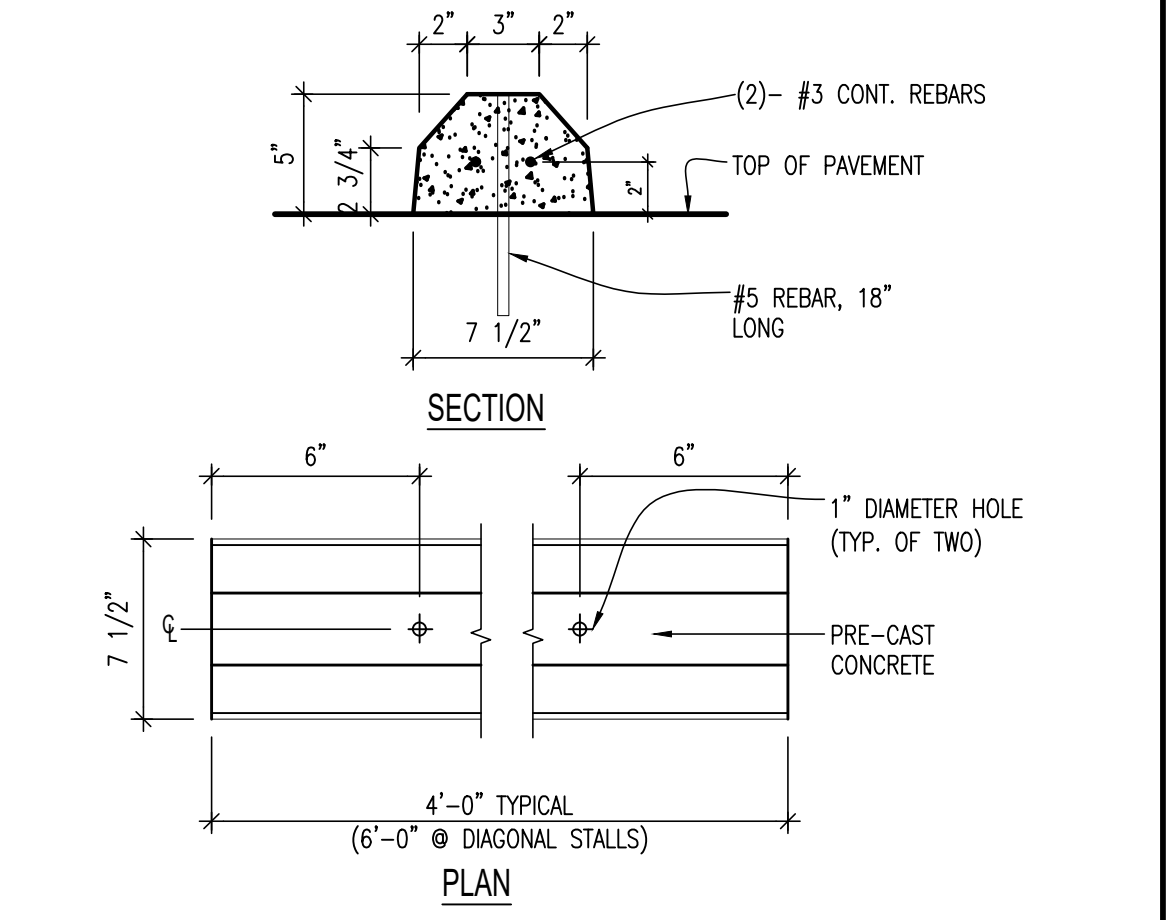
©2019 JAMES HEIMLER, ARCHITECT, INC. ALL RIGHTS RESERVED



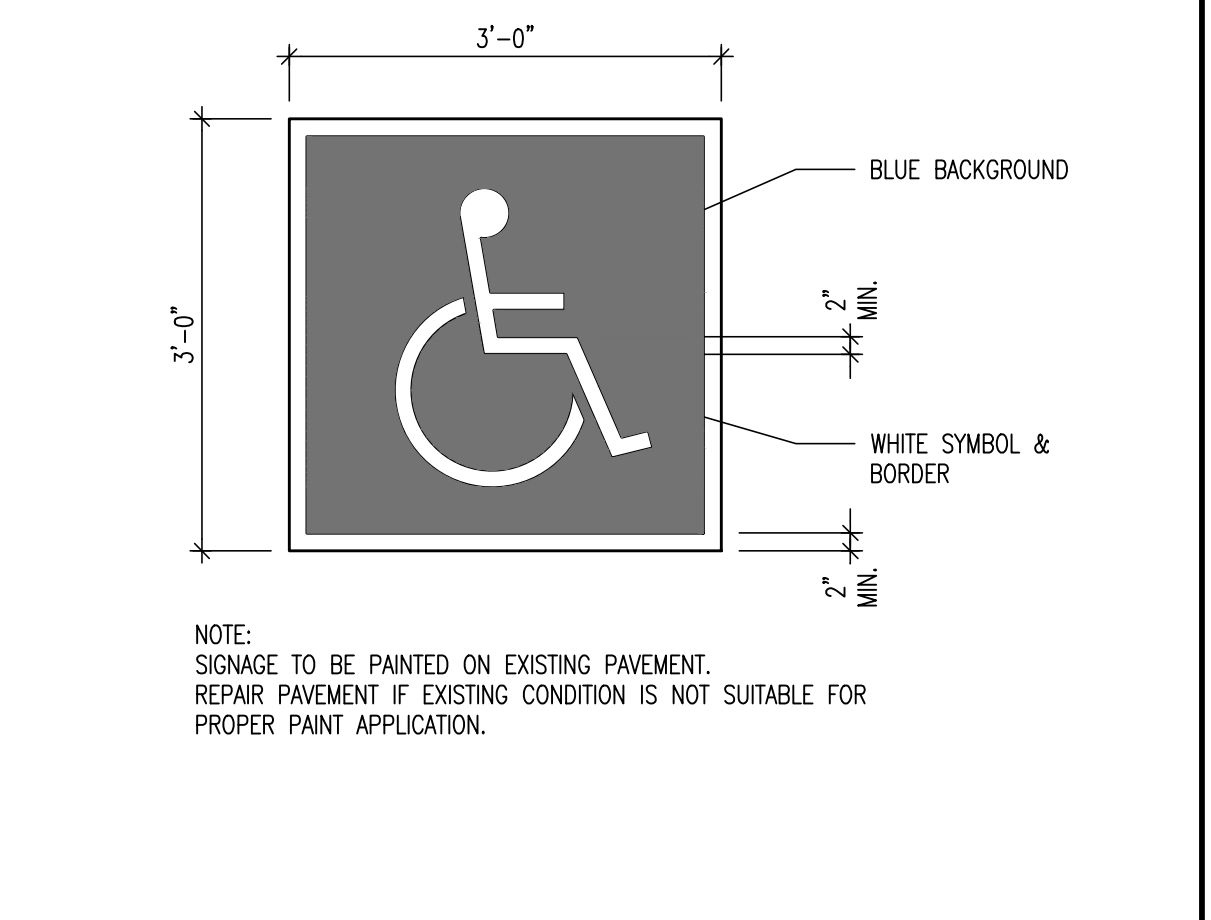
**ADA PARKING SIGN** SCALE: 1/2"=1'-0" 18



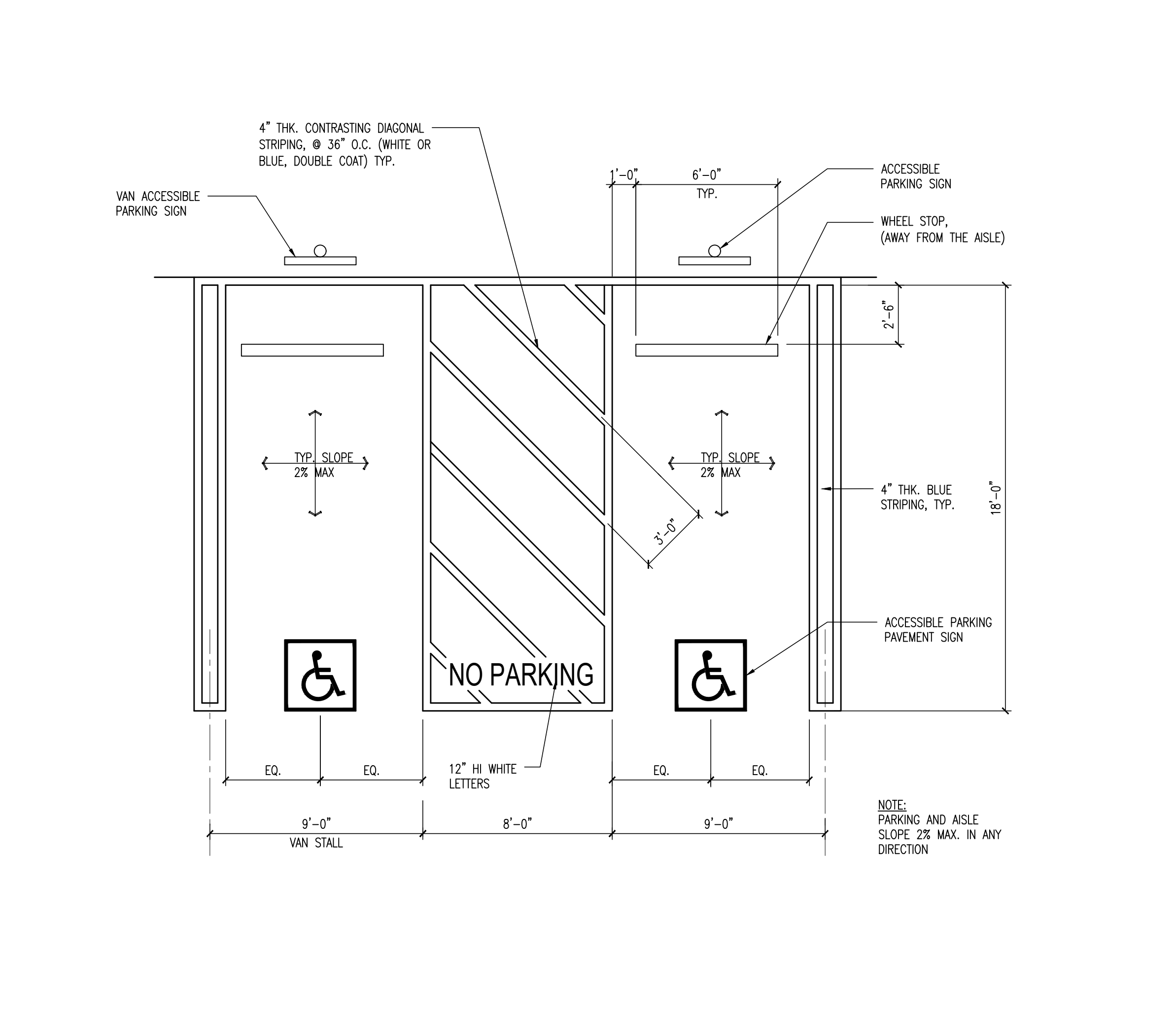
**PARKING STALL** SCALE: 1/4"=1'-0" 14



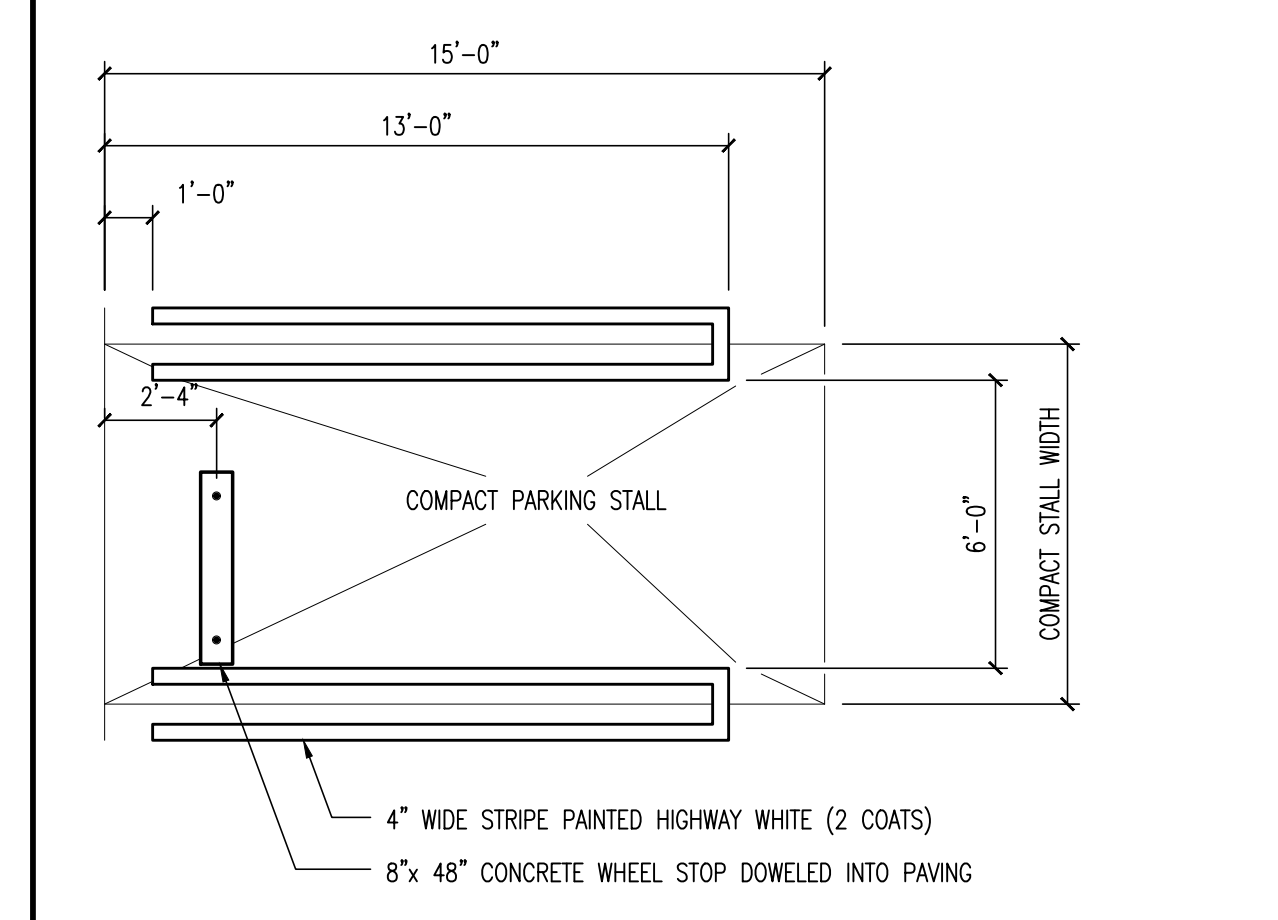
**WHEEL STOP** SCALE: 1"=1'-0" 17



**PAINTED SYMBOL** SCALE: 3/4"=1'-0" 13



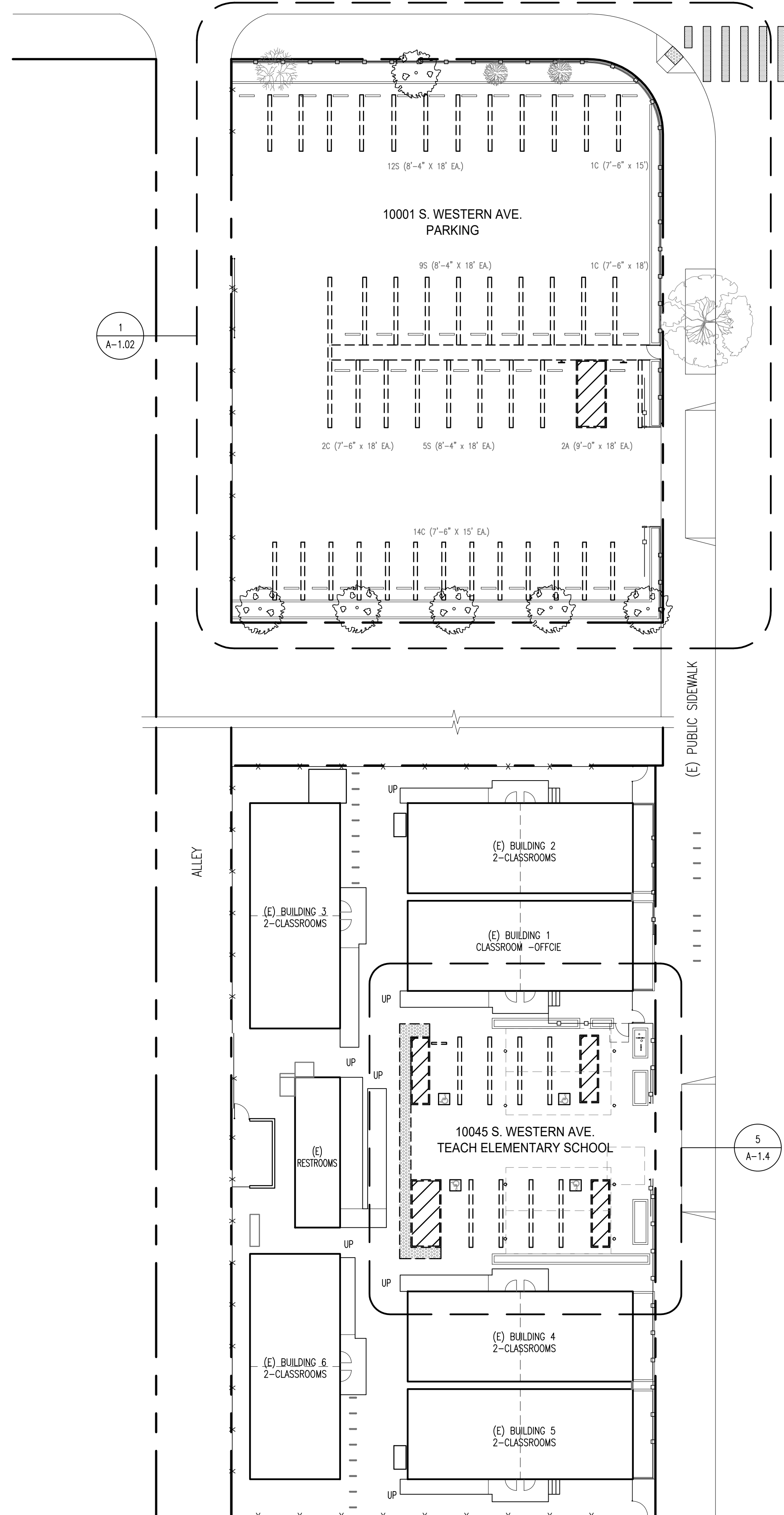
**ENLARGED ACCESSIBLE PARKING PLAN** SCALE: 1/4"=1'-0" 5



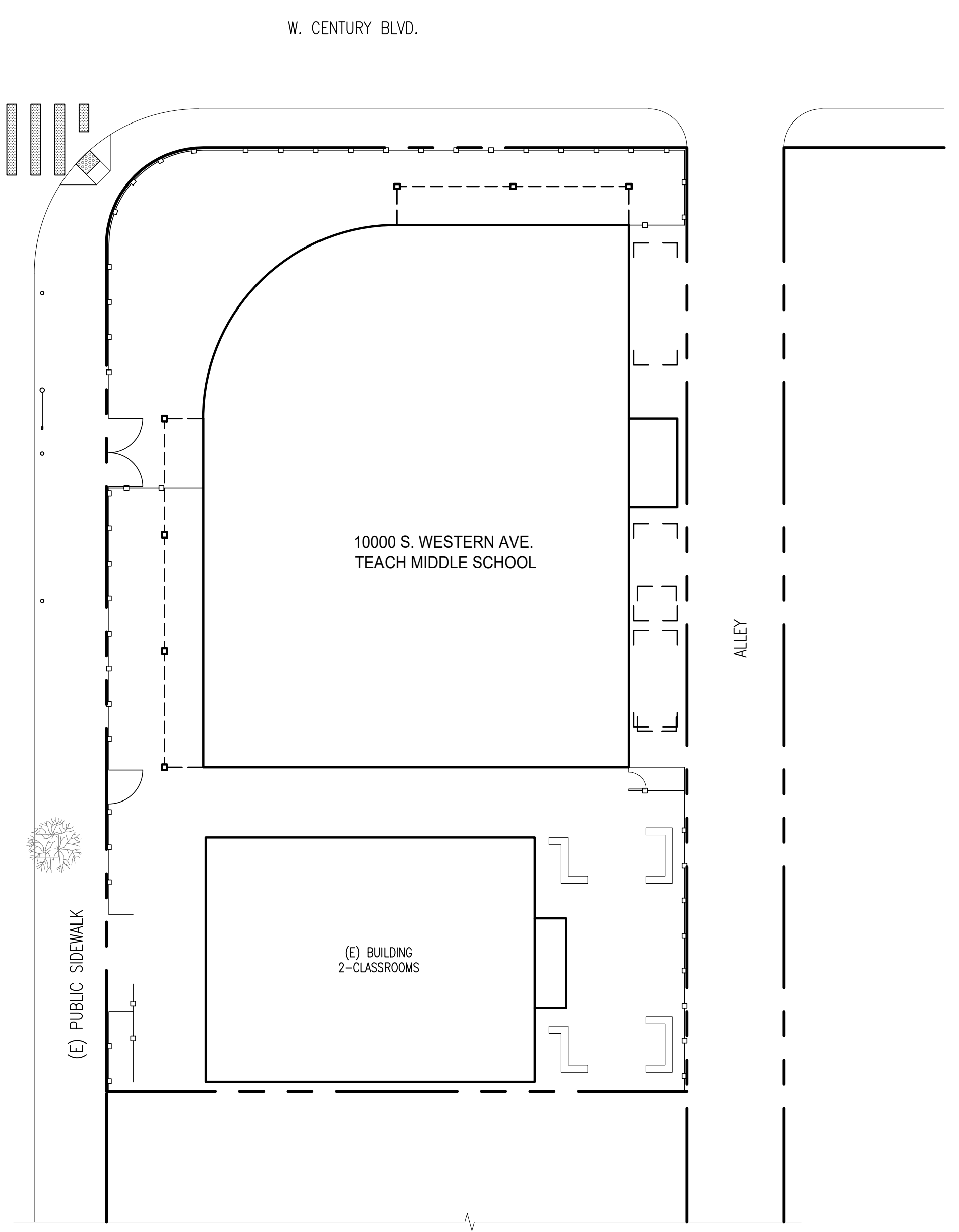
**PARKING STALL** SCALE: 1/4"=1'-0" 1



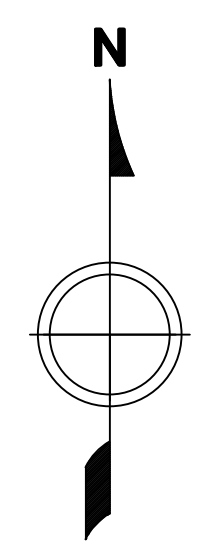
©2019 JAMES HEIMLER, ARCHITECT, INC. ALL RIGHTS RESERVED



S. WESTERN AVE.



W. CENTURY BLVD.



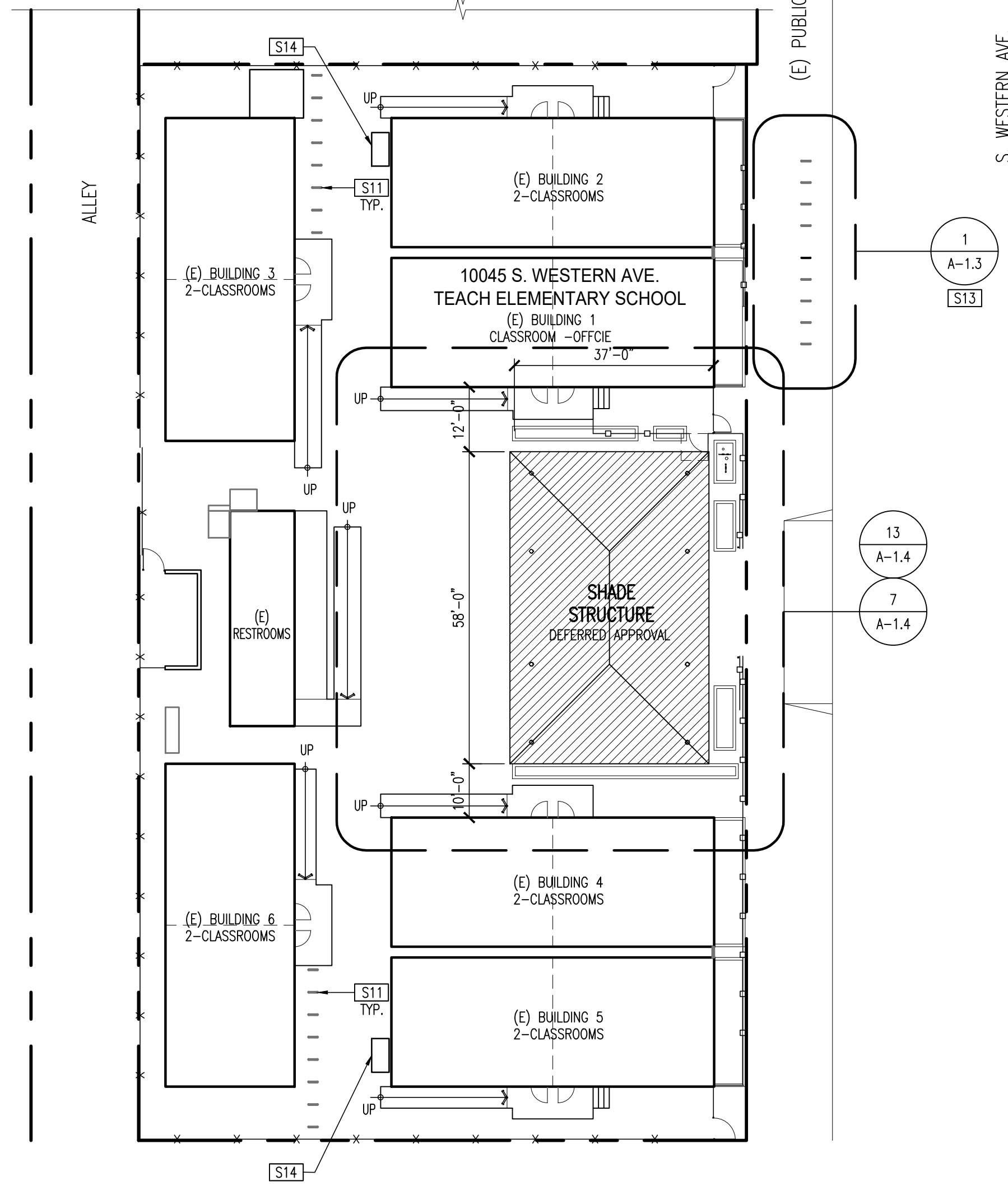
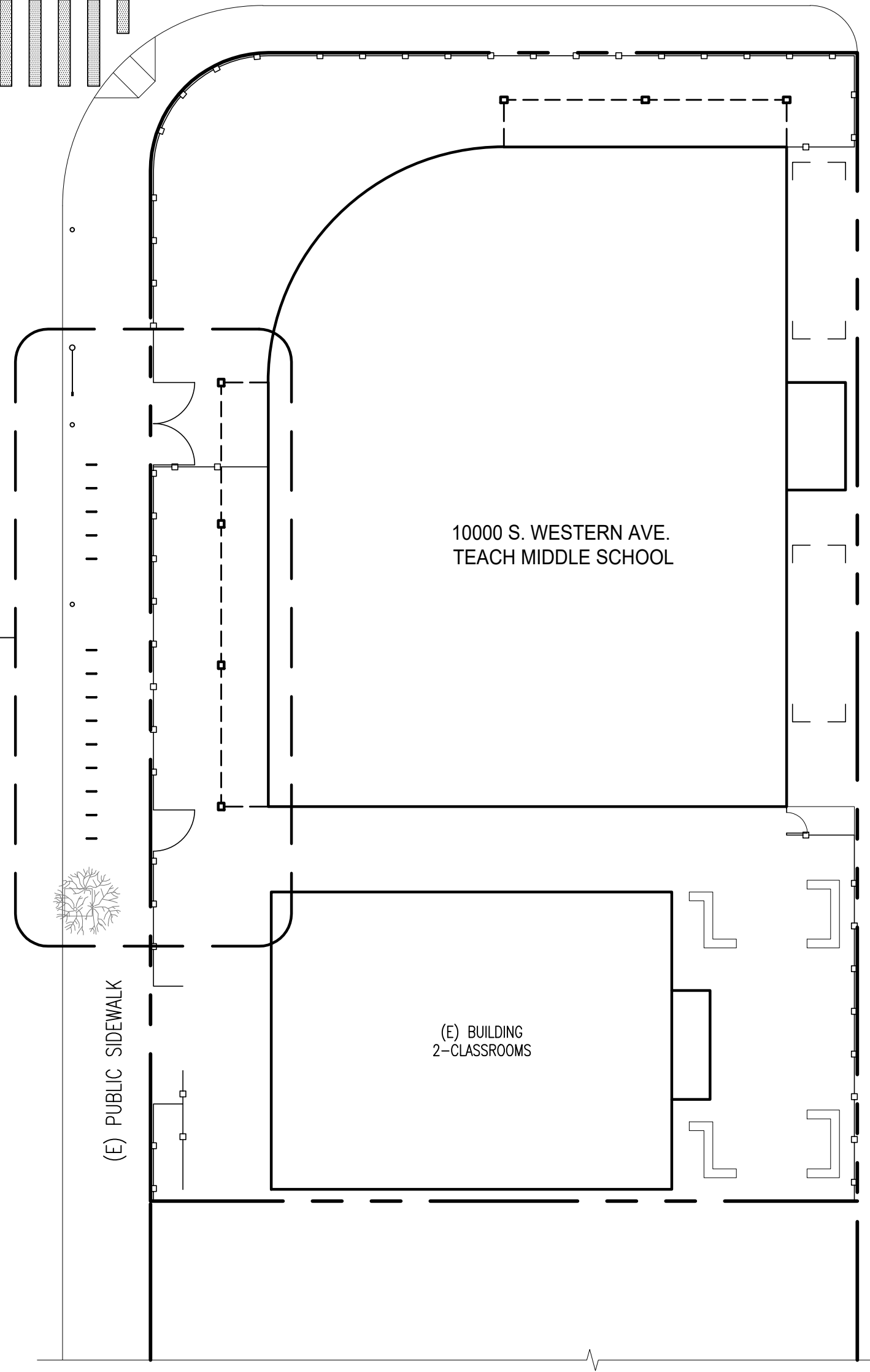
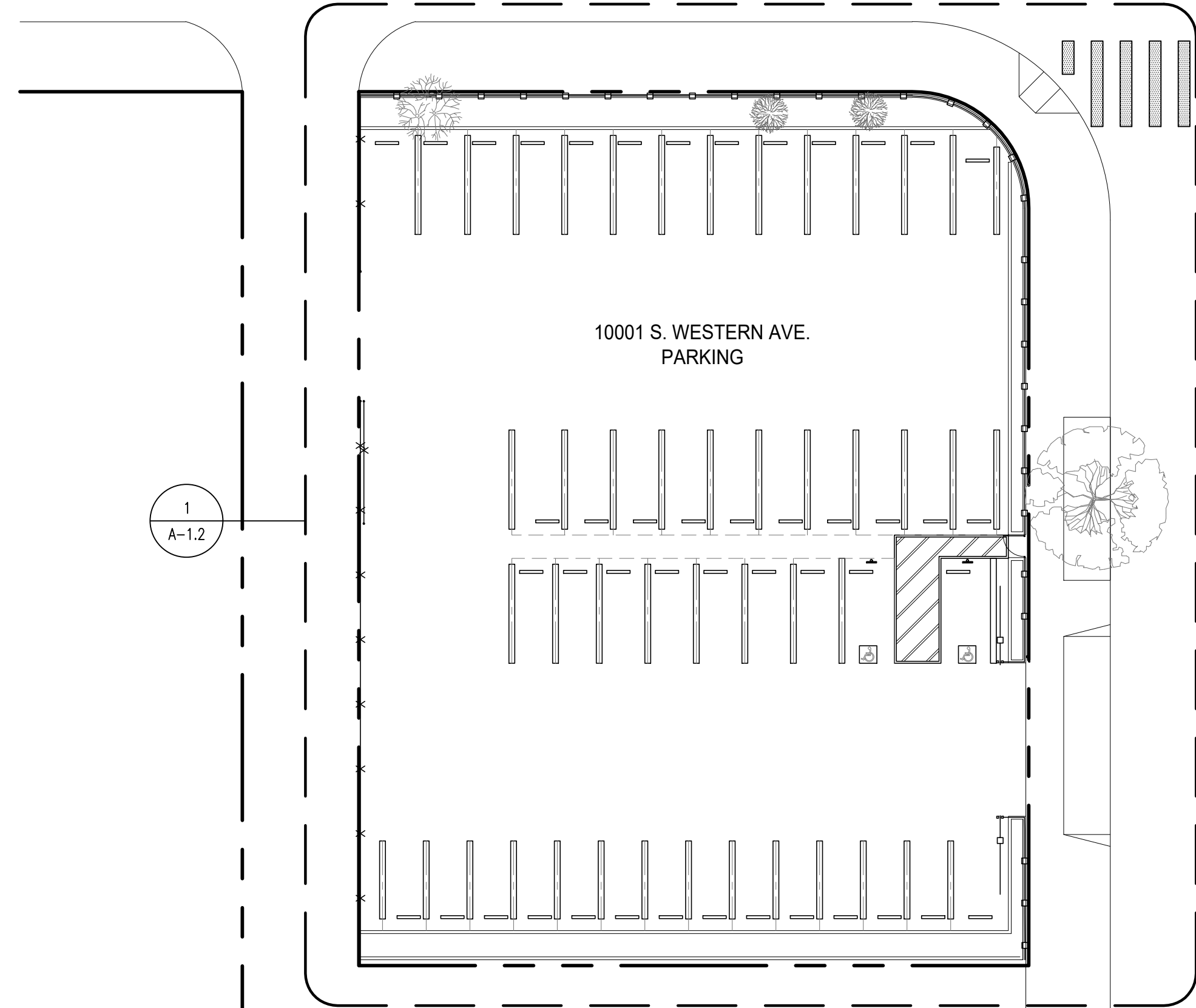
0 10 20 40  
SCALE: 1"=20'-0"

- DEMOLITION PLAN NOTES**
- D01 PROCEED WITH DEMOLITION IN SYSTEMATIC MANNER, FROM TOP OF STRUCTURE TO GROUND. COMPLETE DEMOLITION WORK ABOVE EACH FLOOR OR TIER BEFORE DISTURBING SUPPORTING MEMBERS ON LOWER LEVEL.
  - D02 CONTRACTOR TO PROVIDE INTERIOR AND EXTERIOR SHORING, BRACING OR SUPPORT TO PREVENT MOVEMENT, SETTLEMENT, OR COLLAPSE OF STRUCTURES TO BE DEMOLISHED AND ADJACENT FACILITIES TO REMAIN AS NEEDED TO ACCOMMODATE NEW WORK.
  - D03 PRIOR TO DEMOLITION, CONTRACTOR SHALL VERIFY THAT ALL STRUCTURAL COMPONENTS TO BE REMOVED ARE NOT NEEDED TO COMPLETE NEW WORK OR HAVE REPLACEMENT STRUCTURAL COMPONENTS CALLED FOR IN THE CONSTRUCTION DOCUMENTS. NO STRUCTURAL COMPONENT SHALL BE REMOVED IN UNCERTAINTY.
  - D04 SALVAGED MATERIALS:  
GENERAL: REMOVE CAREFULLY TO AVOID DAMAGES. MATERIALS FOR REUSE ON THIS PROJECT (IF ANY) ARE TO BE INCORPORATED INTO NEW WORK AS INDICATED. EXCEPT FOR ITEMS INDICATED TO BE RETAINED AS OWNER'S PROPERTY, OTHER REMOVED AND SALVAGED MATERIALS NOT INDICATED FOR REUSE SHALL BECOME CONTRACTOR'S PROPERTY AND REMOVED FROM SITE WITH FURTHER DISPOSITION AT CONTRACTOR'S OPTION.
  - D05 STORE ITEMS INDICATED TO BE RETAINED AS OWNER'S PROPERTY PER OWNER'S REQUEST.
  - D07 GENERAL: REMOVE FROM SITE ACCUMULATED DEBRIS, RUBBISH AND OTHER MATERIALS RESULTING FROM DEMOLITION OPERATIONS AND LEGALLY DISPOSE OF OFF SITE.
  - D08 CONTRACTOR SHALL PROTECT EXISTING FINISH WORK THAT IS TO REMAIN IN PLACE AND BECOMES EXPOSED DURING DEMOLITION OPERATIONS FROM DAMAGE.
  - D09 CONTRACTOR TO PROTECT ALL REMAINING AREAS OF STRUCTURE FROM CONSTRUCTION AND WEATHER DAMAGE.
  - D11 CAP BELOW FINISH SURFACE ALL WATER, WASTE AND OTHER UTILITY LINES NOT UTILIZED IN NEW WORK.
  - D12 CAP ALL ELECTRICAL WIRES NOT UTILIZED IN NEW WORK.
  - D22 REMOVE SUB-FLOOR AS REQUIRED FOR ACCESS OF NEW FOUNDATION WORK.
  - D23 REMOVE ANY SUB-FLOOR IN DETERIORATED CONDITION.
  - D24 REMOVE PORTIONS OF FOUNDATION AS REQUIRED FOR NEW CONSTRUCTION.
  - D27 REVIEW ALL LANDSCAPE TRIMMING AND OR REMOVAL PRIOR TO START OF DEMOLITION WITH OWNER.
  - D28 REMOVED UTILITY LINE SHALL BE TOTALLY REMOVED OR CAPPED OFF TOTALLY WITH IN FRAMED CONSTRUCTION.

Job No.	<b>2019-9060</b>
DATE	02-20-2020
REV. DESCRIPTION	BUILDING DEPARTMENT SUBMITTAL
DATE	02-20-2020
REV. DESCRIPTION	BUILDING DEPARTMENT SUBMITTAL
<p><b>JAMES HEIMLER, ARCHITECT, INC.</b>                  19510 VENTURA BLVD., SUITE 210 (818) 343-5393                  TARZANA, CALIFORNIA 91356 FAX (818) 343-5815                  www.jhai-architect.com jheimle@jhai-architect.com</p>	
<p><b>TEACH PARKING &amp; SHADE STRUCTURE</b>                  10045 S. WESTERN AVE., LOS ANGELES, CA</p>	
<p><b>SITE PLAN DEMOLITION</b></p>	
<p>Sheet: <b>A-101</b> 3 of 8 sheets.</p>	

**SITE PLAN DEMOLITION** SCALE: 1"=20'-0" **1**

©2019 JAMES HEIMLER, ARCHITECT, INC. ALL RIGHTS RESERVED



**SITE PLAN NOTES**

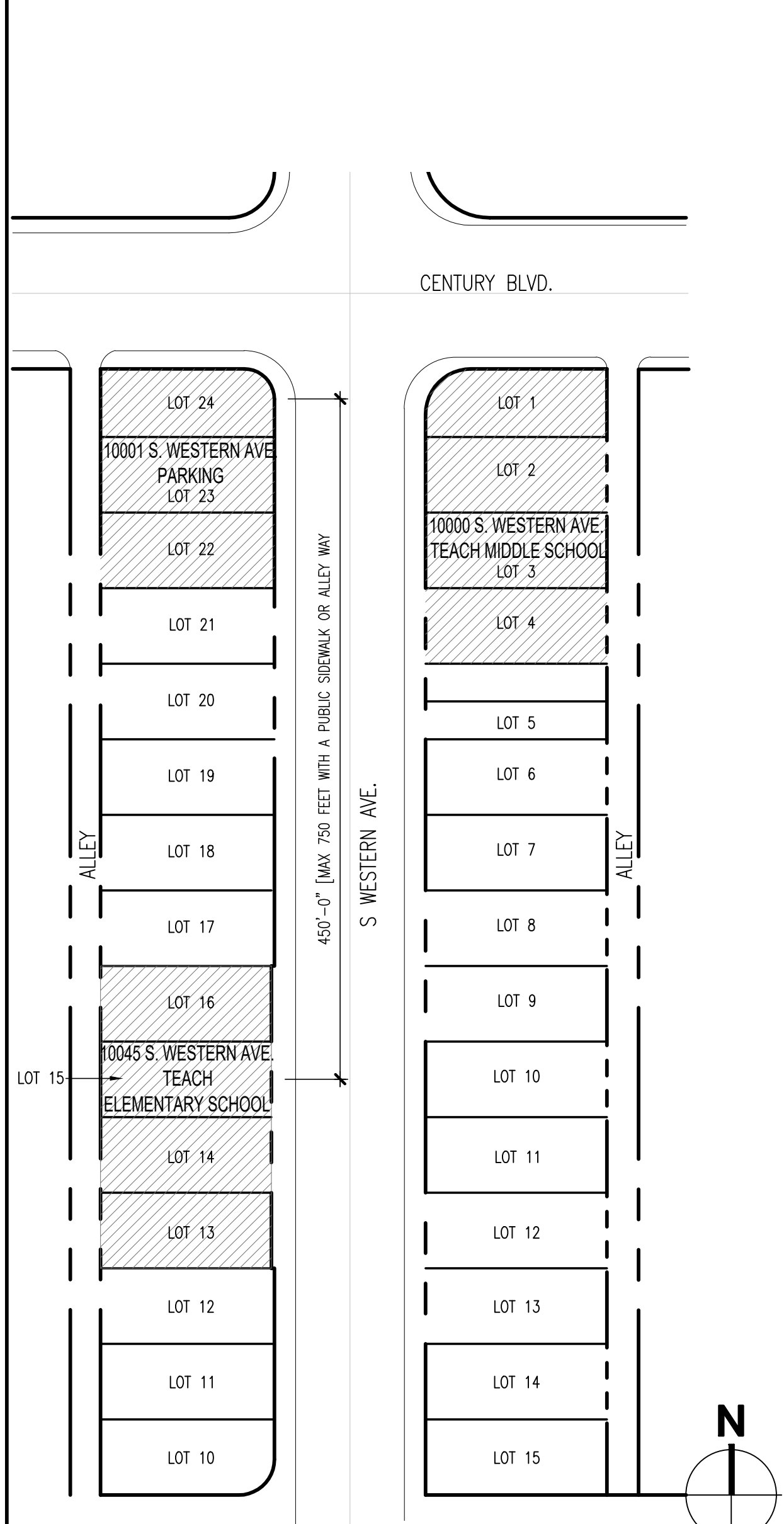
S01 ALL FOOTINGS SHALL BE FOUNDED ON UNDISTURBED NATURAL SOIL PER CODE.  
 S02 COMPLY WITH PROVISIONS OF CBC SECTION 1804.4 FOR EXPANSIVE SOIL CONDITIONS.  
 S03 IN THE EVENT EXCAVATIONS REVEAL UNFAVORABLE CONDITIONS, THE SERVICES OF A SOILS ENGINEER AND/OR GEOLOGIST MAY BE REQUIRED.  
 S04 ALL CONCENTRATED DRAINAGE, INCLUDING ROOF WATER, SHALL BE CONDUCTED, VIA GRAVITY, TO THE STREET OR AN APPROVED LOCATION AT A 2% MINIMUM.  
 S05 ALL FILL OR BACKFILL SHALL BE COMPACTED BY MECHANICAL MEANS TO A MINIMUM 90% RELATIVE COMPACTION AS DETERMINED ASTM METHOD D-1557. SUBDRAINS SHALL BE PROVIDED WHERE REQUIRED BY CODE.  
 S06 ALL GRADES SHALL SLOPE AWAY FROM HOUSE. MIN. 2% FOR 4 FEET, THEN 1% MIN. DRAINAGE WATER OFF THE SITE IN A NON-EROSIVE MANNER.  
 S07 ALL COLLECTED WATER TO BE CONDUCTED TO THE STREET BY A NON-EROSIVE METHOD.

**SITE KEY NOTES**

S11 (E) 14-SHORT TERM BIKE PARKING TO REMAIN. PER CITY PERMIT 03/03/2017.  
 S12 SHORT-TERM BIKE PARKING AT 10000 S. WESTERN AVE., REFER TO 3/A-1.3  
 S13 EXISTING AND NEW SHORT TERM BICYCLE PARKING, REFER TO SHEET 1/A-1.3  
 S14 (E) LONG-TERM BICYCLE PARKING CAPACITY 2-BIKE EACH.  
 S15 (E) AC PARKING LOT TO RE-STRIP

**PARKING ANALYSIS**

STREET NUMBER	REQUIRED	EXISTING PER PERMIT	PROVIDED	TOTAL
10,000	43 STALLS	45 STALLS OFF SITE AT 10,001 (49 ALLOWED PER PERMIT)	36 STALLS OFF SITE AT 10,001 28 SHORT TERM BIKE (EQUIVALENT TO 7 PARKING STALLS)	36 PARKING STALLS 7 (28 SHORT TERM BIKE) 43
10,045	10 STALLS 46 SHORT TERM BIKE 4 LONG TERM BIKE	10 STALLS 44 SHORT TERM BIKE 4 LONG TERM BIKE	10 STALLS MOVED TO 10,001 2 PROVIDED/ADDED 0 LONG TERM BIKE	0 STALLS 46 SHORT TERM BIKE 4 LONG TERM BIKE
10,001	43 STALLS FOR 10,000 10 STALLS FOR 10,045	45 STALLS (49 ALLOWED PER PERMIT)	36 STALLS FOR 10,000 10 STALLS FOR 10,045	46 PARKING STALLS



Job No. **2019-9060**

DATE REV. DESCRIPTION  
 02-20-2020 BUILDING DEPARTMENT SUBMITTAL

**JAMES HEIMLER, ARCHITECT, INC.**  
 19510 VENTURA BLVD., SUITE 210 (818) 343-5393  
 TARZANA, CALIFORNIA 91356 FAX (818) 343-5815  
 www.jhai-architect.com jheimle@jhai-architect.com

**TEACH PARKING & SHADE STRUCTURE**  
 10045 S. WESTERN AVE., LOS ANGELES, CA

**SITE PLAN**

LICENSED ARCHITECT  
 JAMES HEIMLER  
 No. C-01816  
 REG. 09-21-2011

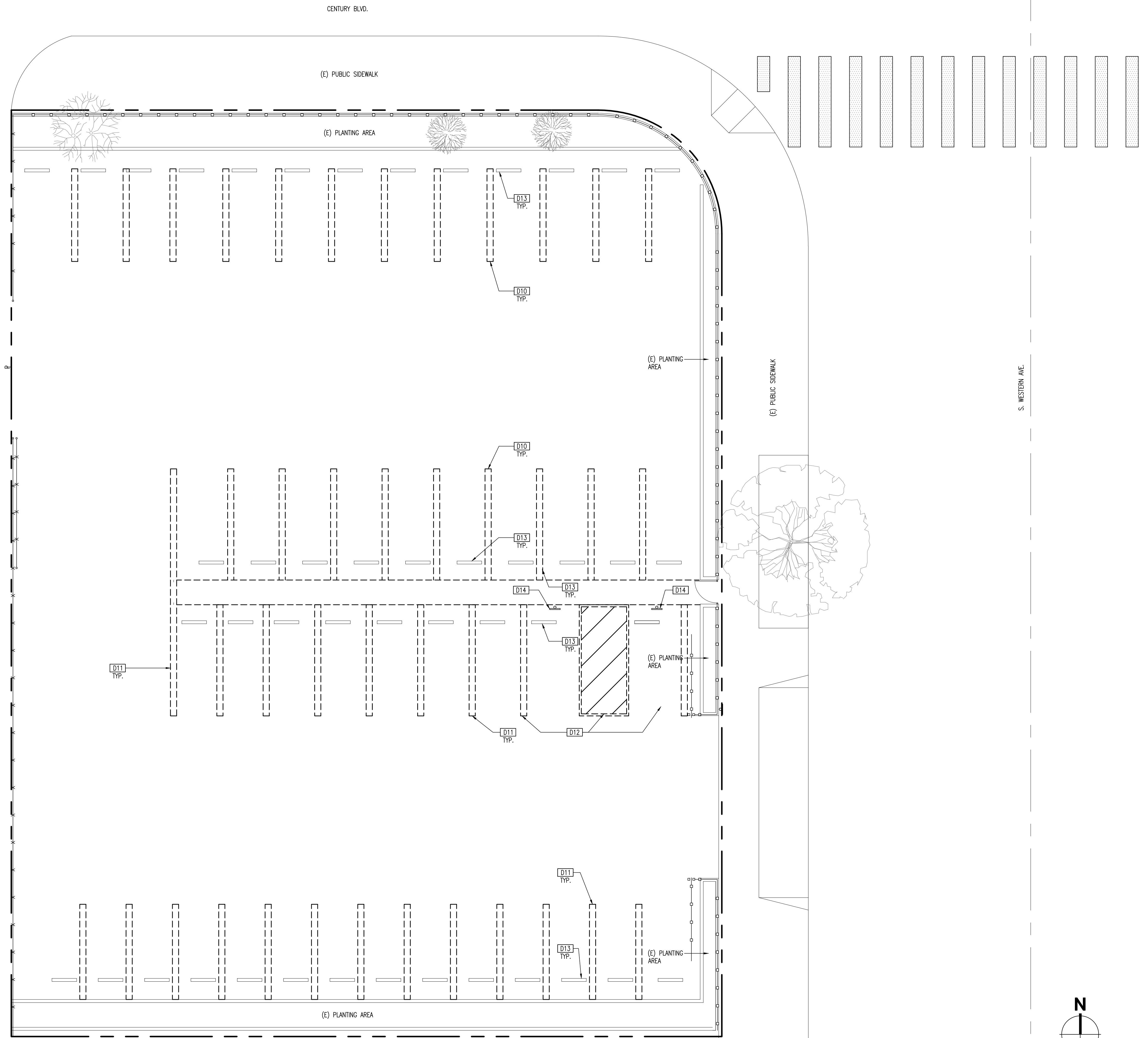
**SITE PLAN** SCALE: 1"=20' **5**

**PARCEL MAP** SCALE: 1"=80' **1**

Sheet: **A-11**  
 4 of 8 sheets.



©2019 JAMES HEIMLER, ARCHITECT, INC. ALL RIGHTS RESERVED



**DEMOLITION KEY NOTES**

D10	(E) PARKING STRIPPING TO REMOVE, PREPARE FOR NEW STRIPPING.
D11	(E) PARKING TO RE-PAIN ON EXISTING STRIPPING.
D12	(E) ACCESSIBLE PARKING TO REMOVE, PREPARE FOR REPAINT.
D13	(E) CONCRETE WHEEL STOP TO REMAIN OR RELOCATE AS NEEDED.
D14	(E) ACCESSIBLE PARKING SIGN TO REMAIN/UPGRADE.


Job No.  
**2019-9060**

DATE	REV.	DESCRIPTION
02-20-2020		BUILDING DEPARTMENT SUBMITTAL

**JAMES HEIMLER, ARCHITECT, INC.**  
 19510 VENTURA BLVD., SUITE 210 (818) 343-5393  
 TARZANA, CALIFORNIA 91356 FAX (818) 343-5815  
 www.jhai-architect.com jheimler@jhai-architect.com

**TEACH PARKING & SHADE STRUCTURE**  
 10045 S. WESTERN AVE., LOS ANGELES, CA

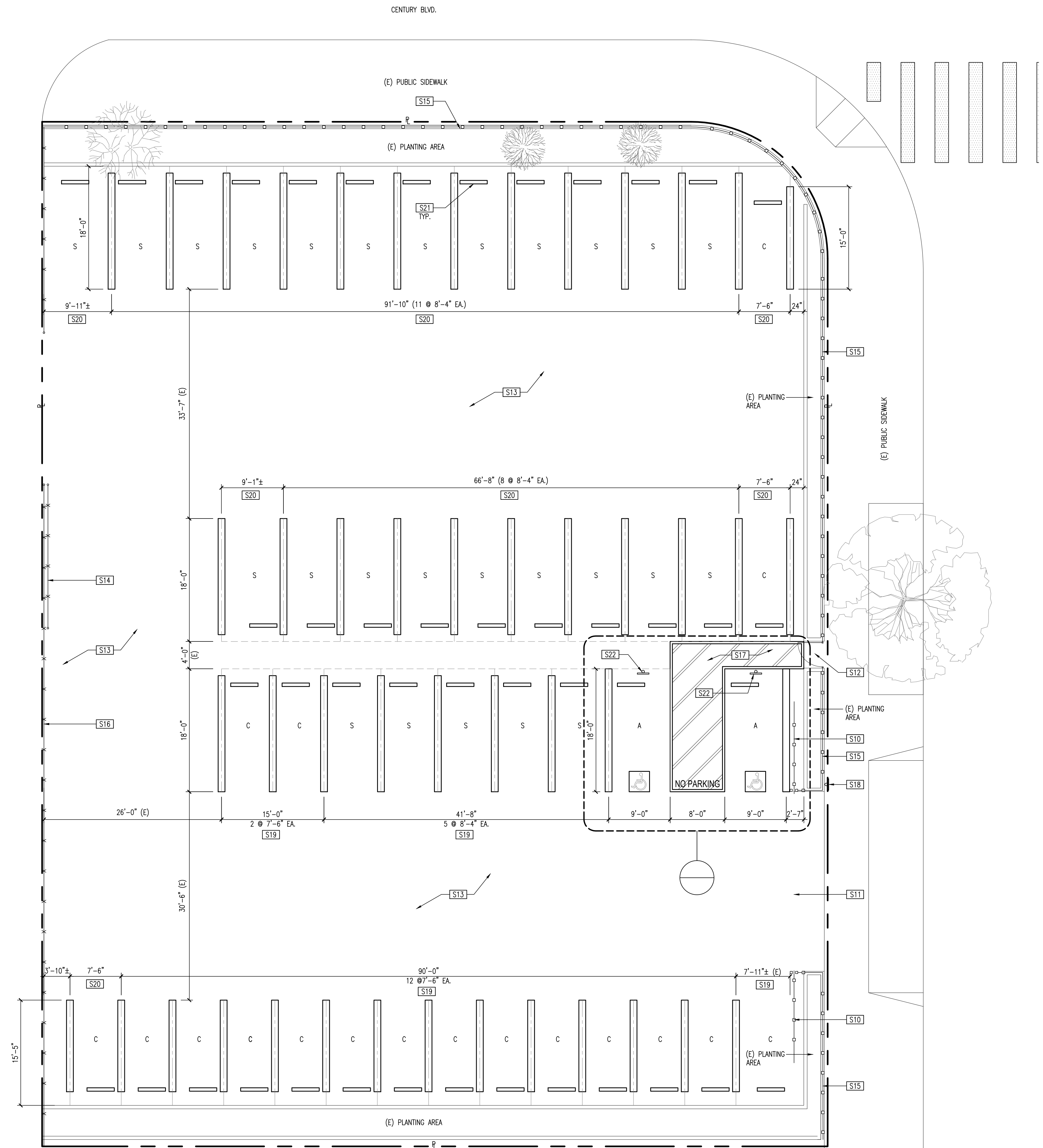
**PARKING DEMOLITION PLAN**



Sheet:  
**A-102**  
5 of 8 sheets.

**PARKING DEMOLITION PLAN** SCALE: 1/8" = 1'-0" **1**

©2019 JAMES HEIMLER, ARCHITECT, INC. ALL RIGHTS RESERVED



- SITE KEY NOTES**
- [S10] (E) 26" PAIR-SLIDING GATE TO REMAIN, PROTECT.
  - [S11] (E) DRIVEWAY TO REMAIN
  - [S12] (E) 46" WIDE ACCESSIBLE GATE TO PUBLIC SIDEWALK TO REMAIN
  - [S13] (E) AC PARKING LOT
  - [S14] (E) 22" SLIDING CHAIN-LINK GATE TO REMAIN.
  - [S15] (E) PICKET FENCE TO REMAIN.
  - [S16] (E) CHAIN-LINK FENCE TO REMAIN
  - [S17] (E) PEDESTRIAN WALK TO RE-STRIPE 4" THICK CONTRASTING DIAGONAL STRIPING, @ 36" O.C. (WHITE OR BLUE, DOUBLE COAT) TYP. REFER TO SHEET T-1.2 FOR MORE PARKING INFORMATION.
  - [S18] (E) UNAUTHORIZED VEHICLE WARNING SIGN WITH TOWING COMPANY TELEPHONE NUMBER.
  - [S19] (E) PARKING STALL STRIPE TO RE-PAINT. REFER TO SHEET T-1.4
  - [S20] PAINT STRIPE PARKING STALL. REFER TO SHEET T-1.4
  - [S21] (E) CONCRETE WHEEL STOP, ADJUST LOCATION AS NEEDED. REFER TO 1/T-1.2 AND 14/T-1.2 FOR CLEARANCE AND DIMENSIONS.
  - [S22] (E) ACCESSIBLE PARKING SIGN TO UPGRADE, PER DETAIL 3/T-1.2 AND PAGE 5 OF 7 ON SHEET T-1.2


Job No.  
**2019-9060**

DATE	REV.	DESCRIPTION
02-20-2020		BUILDING DEPARTMENT SUBMITTAL

**JAMES HEIMLER, ARCHITECT, INC.**  
 19510 VENTURA BLVD., SUITE 210 (818) 343-5393  
 TARZANA, CALIFORNIA 91356 FAX (818) 343-5815  
 www.jhai-architect.com jheimler@jhai-architect.com


**TEACH PARKING & SHADE STRUCTURE**  
 10045 S. WESTERN AVE., LOS ANGELES, CA

**PARKING PLAN**



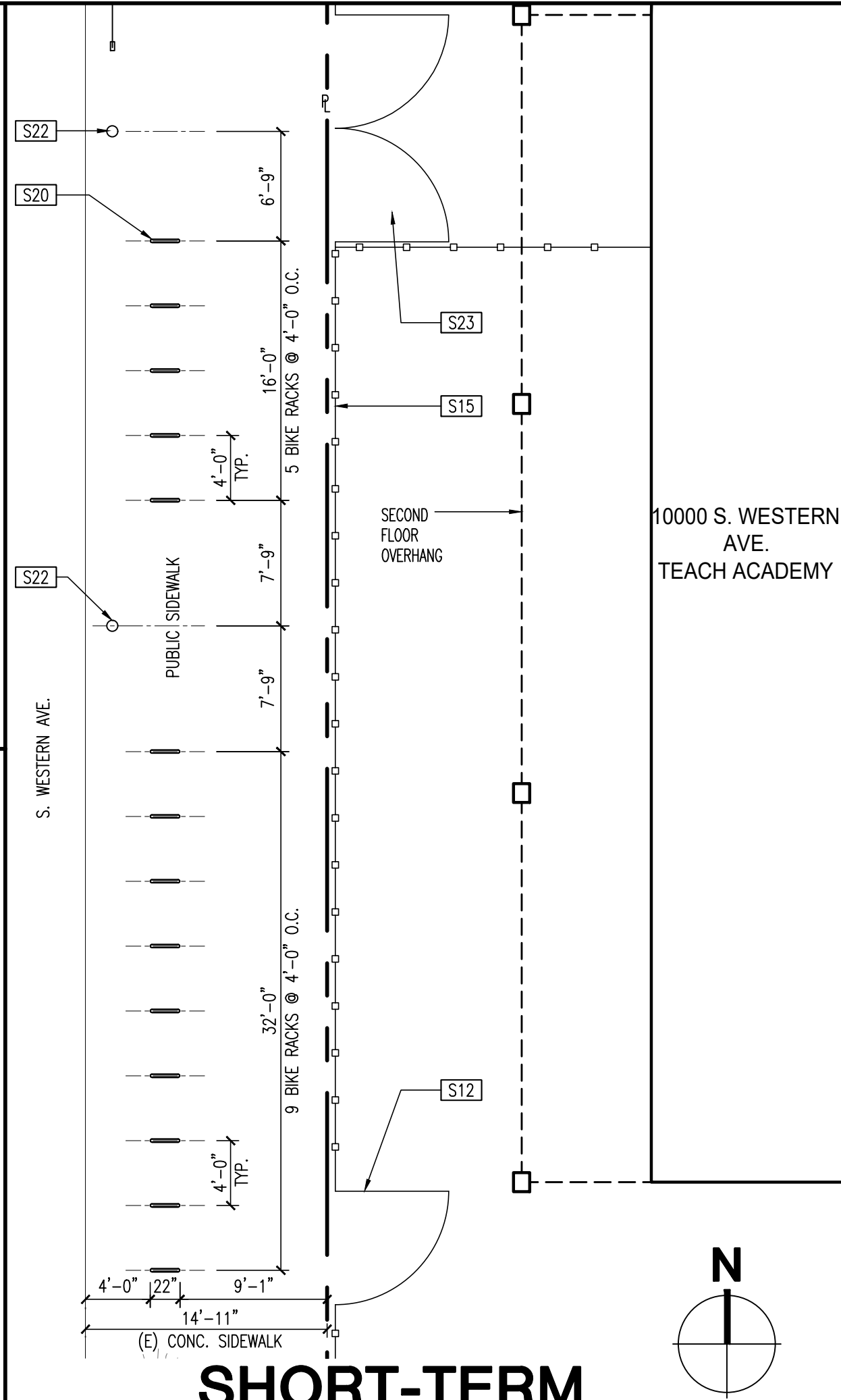
Sheet:  
**A-12**  
6 of 8 sheets.

**PARKING PLAN** SCALE: 1/8" = 1'-0" **1**

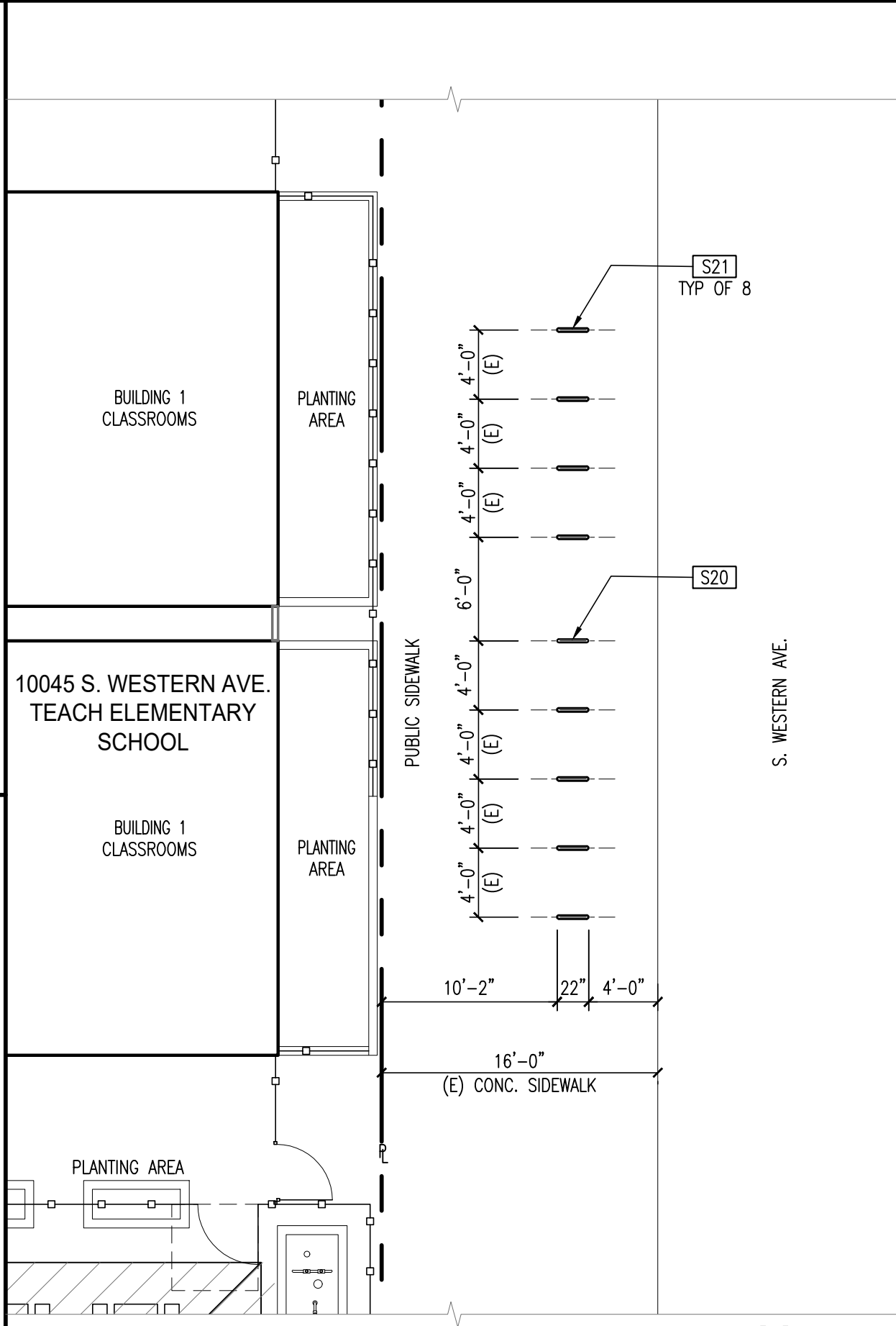


- NOTES:  
 1. INSTALL BIKE RACKS ACCORDING TO MANUFACTURER'S SPECS.  
 2. OWNER TO SELECT FINISH COLOR  
 3. SEE DRAWINGS 5/- AND 7/- FOR LOCATION

**BICYCLE RACK** SCALE: 1" = 1'-0" **9**



**SHORT-TERM BIKE PARKING** SCALE: 1/8" = 1'-0" **7**



**SHORT-TERM BIKE PARKING** SCALE: 1/8" = 1'-0" **5**


- SITE KEY NOTES**
- S12 (E) 4'-10" WIDE ACCESSIBLE GATE TO PUBLIC SIDEWALK TO REMAIN
  - S15 (E) PICKET FENCE TO REMAIN.
  - S20 BIKE PARKING RACK FOR 2-BIKES EACH, REFER TO 9/- AND MANUFACTURER'S SPECIFICATIONS.
  - S21 (E) BIKE PARKING RACK FOR 2-BIKES EACH PER CITY PERMIT 03/03/2017.
  - S22 (E) STREET LIGHT POST.
  - S23 (E) 14± PAIR OF PEDESTRIAN GATE TO REMAIN.

DATE: 02-20-2020  
 REV. DESCRIPTION: BUILDING DEPARTMENT SUBMITTAL  
 Job No. **2019-9060**

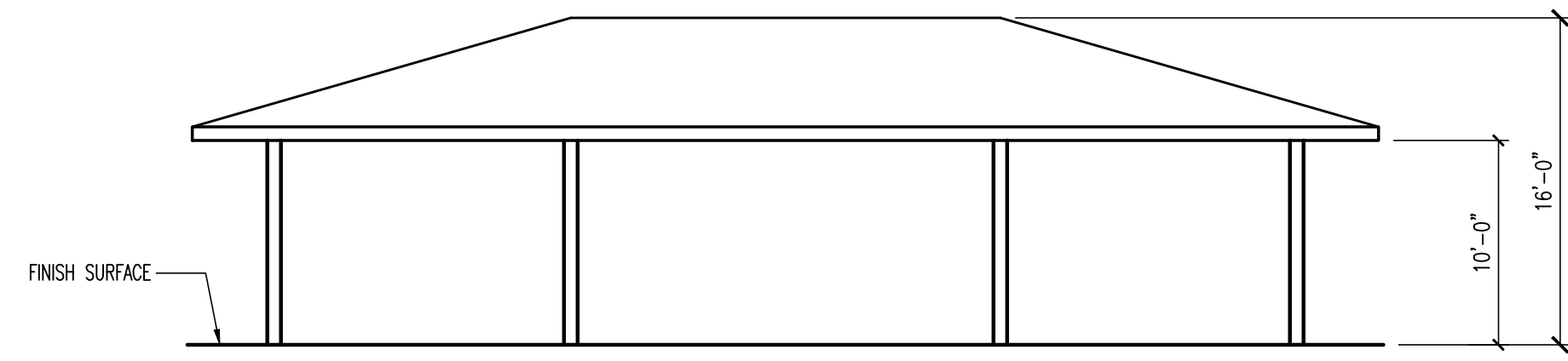
**JAMES HEIMLER, ARCHITECT, INC.**  
 19510 VENTURA BLVD., SUITE 210 (818) 343-5393  
 TARZANA, CALIFORNIA 91356 FAX (818) 343-5815  
 www.jhai-architect.com jheimler@jhai-architect.com

**TEACH PARKING & SHADE STRUCTURE**  
 10045 S. WESTERN AVE., LOS ANGELES, CA

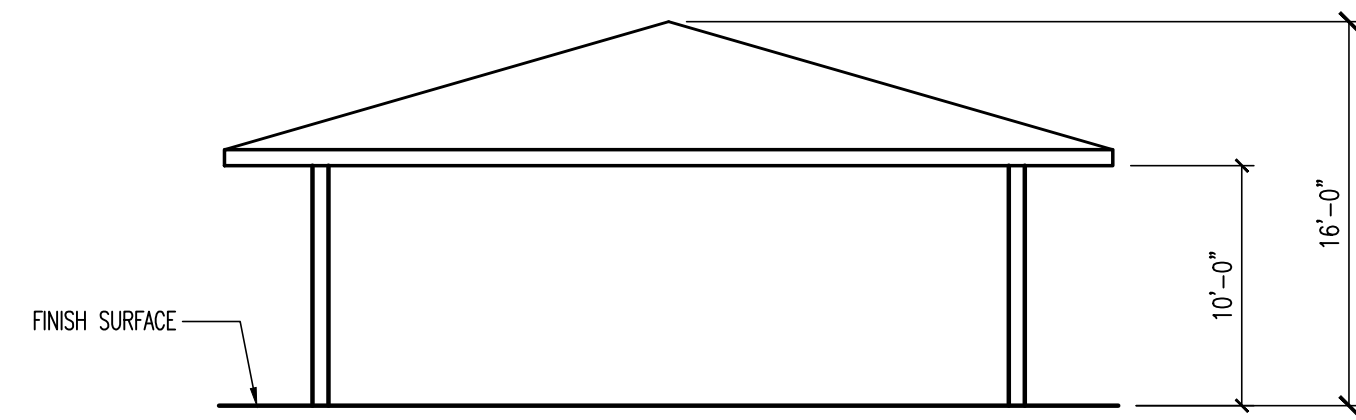
**BIKE PARKING PLANS**







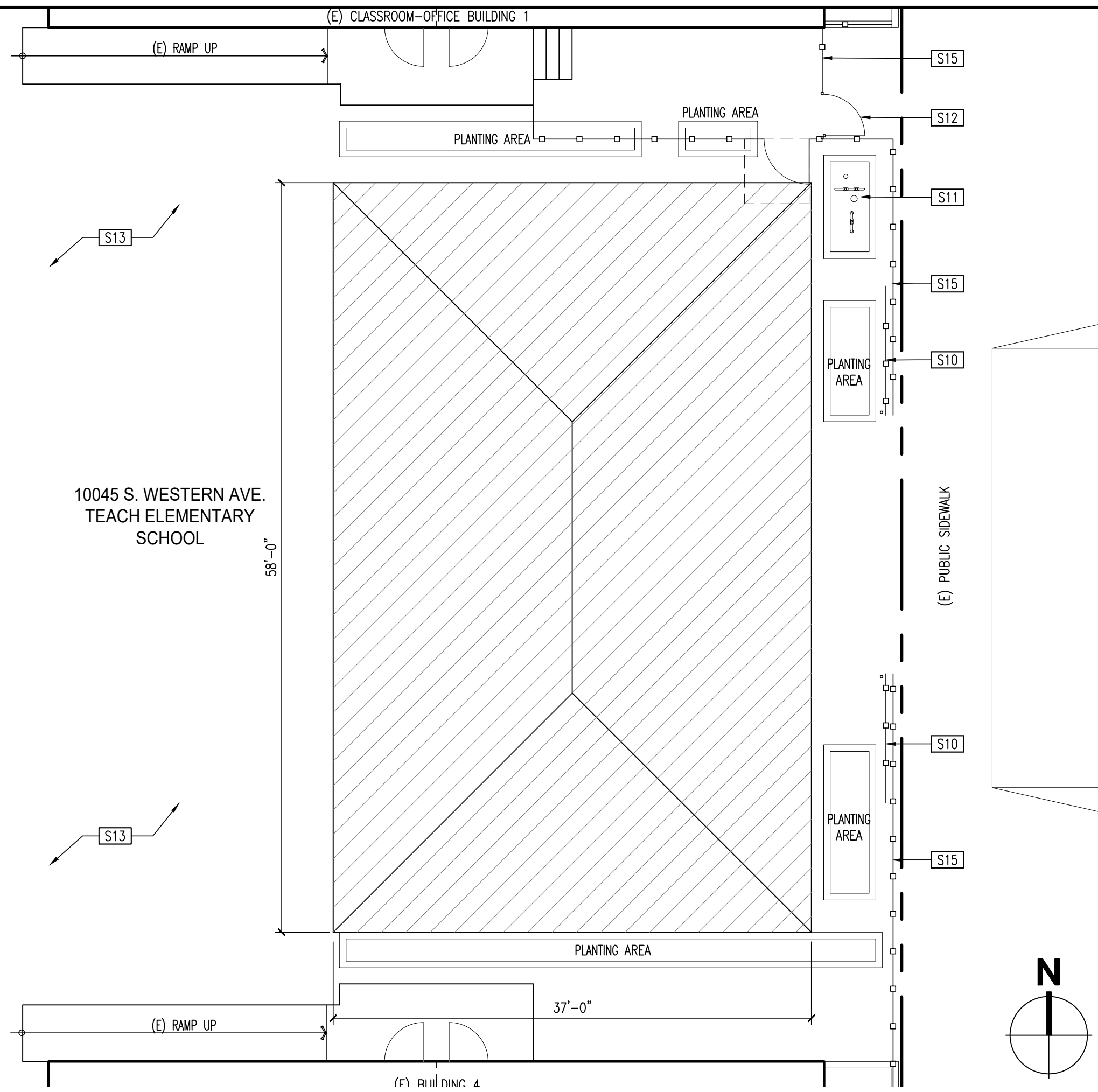
(B) EAST ELEVATION



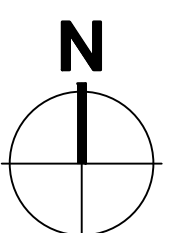
(A) NORTH ELEVATION

**LUNCH SHELTER ELEVATIONS**

SCALE: 1/8" = 1'-0" **15**

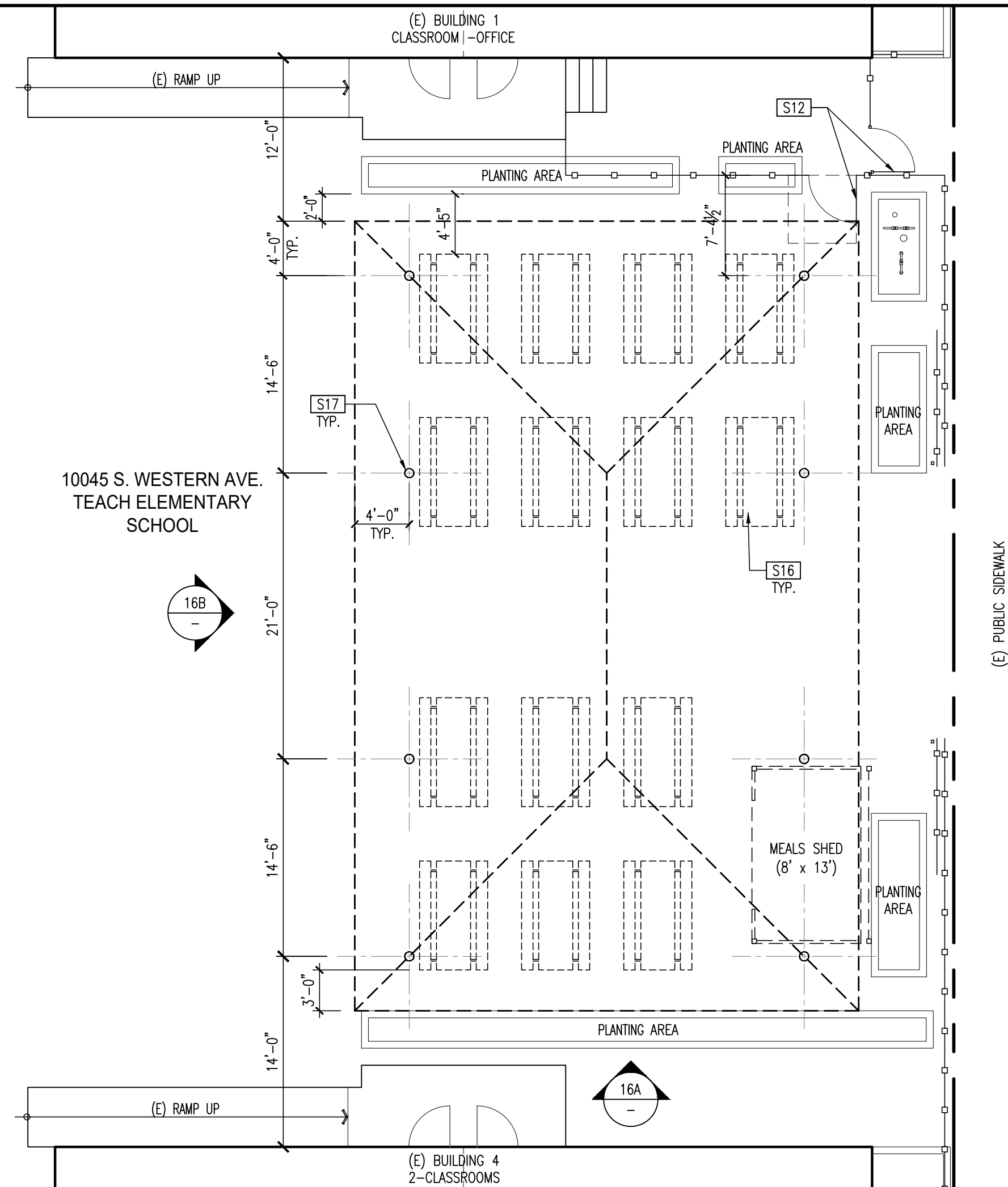


10045 S. WESTERN AVE.  
TEACH ELEMENTARY  
SCHOOL

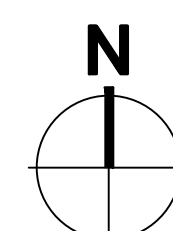


**LUNCH SHELTER PLAN**

SCALE: 1/8" = 1'-0" **7**

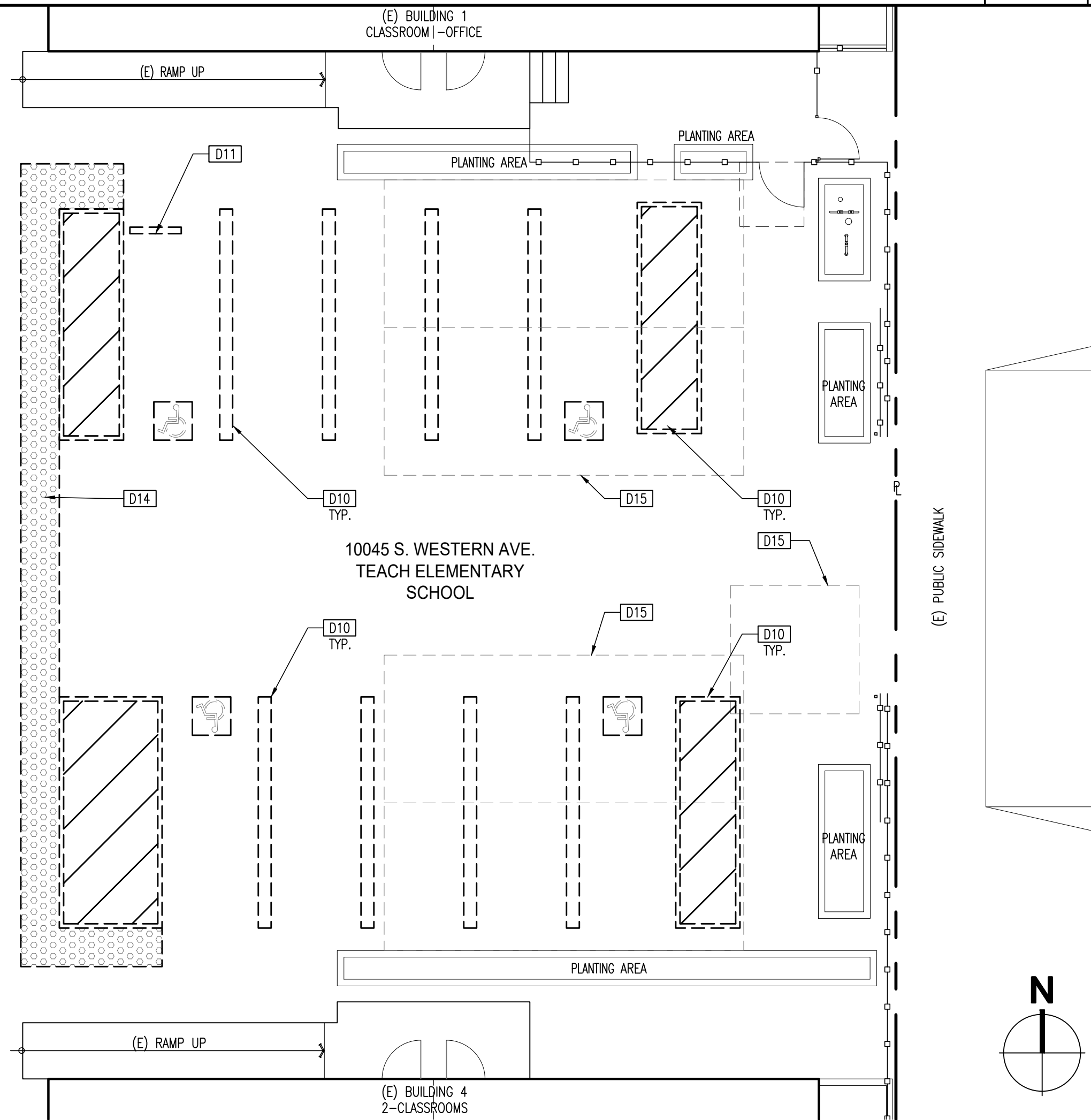


10045 S. WESTERN AVE.  
TEACH ELEMENTARY  
SCHOOL

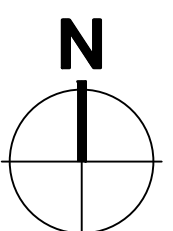


**LUNCH SHELTER FLOOR PLAN**

SCALE: 1/8" = 1'-0" **13**



10045 S. WESTERN AVE.  
TEACH ELEMENTARY  
SCHOOL



**PARKING DEMOLITION PLAN**

SCALE: 1/8" = 1'-0" **5**

**DEMOLITION KEY NOTES**

- (D10) (E) PARKING STRIPPING TO REMOVE ENTIRETY.
- (D11) (E) CONCRETE WHEEL STOP TO REMOVE.
- (D14) (E) TRUNCATE DOMES TO REMOVE.
- (D15) (E) CANOPY TO REMOVE.

**SITE KEY NOTES**

- (S10) (E) 26" PAIR-SLIDING GATE TO REMAIN, PROTECT.
- (S11) (E) BACK-FLOW PREVENTER, PROTECT.
- (S12) (E) 38" WIDE ACCESSIBLE PEDESTRIAN GATE, PROTECT.
- (S13) (E) AC SURFACE.
- (S14) SHADE STRUCTURE, REFER TO MANUFACTURER'S DRAWINGS AND SPECIFICATIONS-DEFERRED SUBMITAL
- (S15) (E) PICKET FENCE TO REMAIN.
- (S16) (E) 30"W X 96"L MOVABLE LUNCH TABLE WITH 10"W BENCHES TO REMAIN, PROTECT.
- (S17) SHADE STRUCTURE COLUMN.

© 2019 JAMES HEIMLER, ARCHITECT, INC. ALL RIGHTS RESERVED


Job No. **2019-9060**

DATE: 02-20-2020  
REV. DESCRIPTION: BUILDING DEPARTMENT SUBMITAL

**JAMES HEIMLER, ARCHITECT, INC.**  
19510 VENTURA BLVD., SUITE 210 (818) 343-5393  
TARZANA, CALIFORNIA 91356 FAX (818) 343-5815  
www.jhai-architect.com jheimler@jhai-architect.com

**TEACH PARKING & SHADE STRUCTURE**  
10045 S. WESTERN AVE., LOS ANGELES, CA

**LUNCH SHELTER PLAN**



Sheet: **A-14**  
8 of 8 sheets.

# Coversheet

## TEACH Academy of Technologies

**Section:** V. School Site Reports  
**Item:** A. TEACH Academy of Technologies  
**Purpose:** FYI  
**Submitted by:**  
**Related Material:** TEACH\_Academy\_MonthlyBoardReport\_19-20 (January 2020).pdf  
Grade5.pdf  
Grade6.pdf  
Grade8.pdf  
Grade7.pdf

**CONFIDENTIAL**

**TEACH Public Schools  
TEACH Academy of Technologies  
Monthly Board Report**

**For the Month of:  
January 2020**

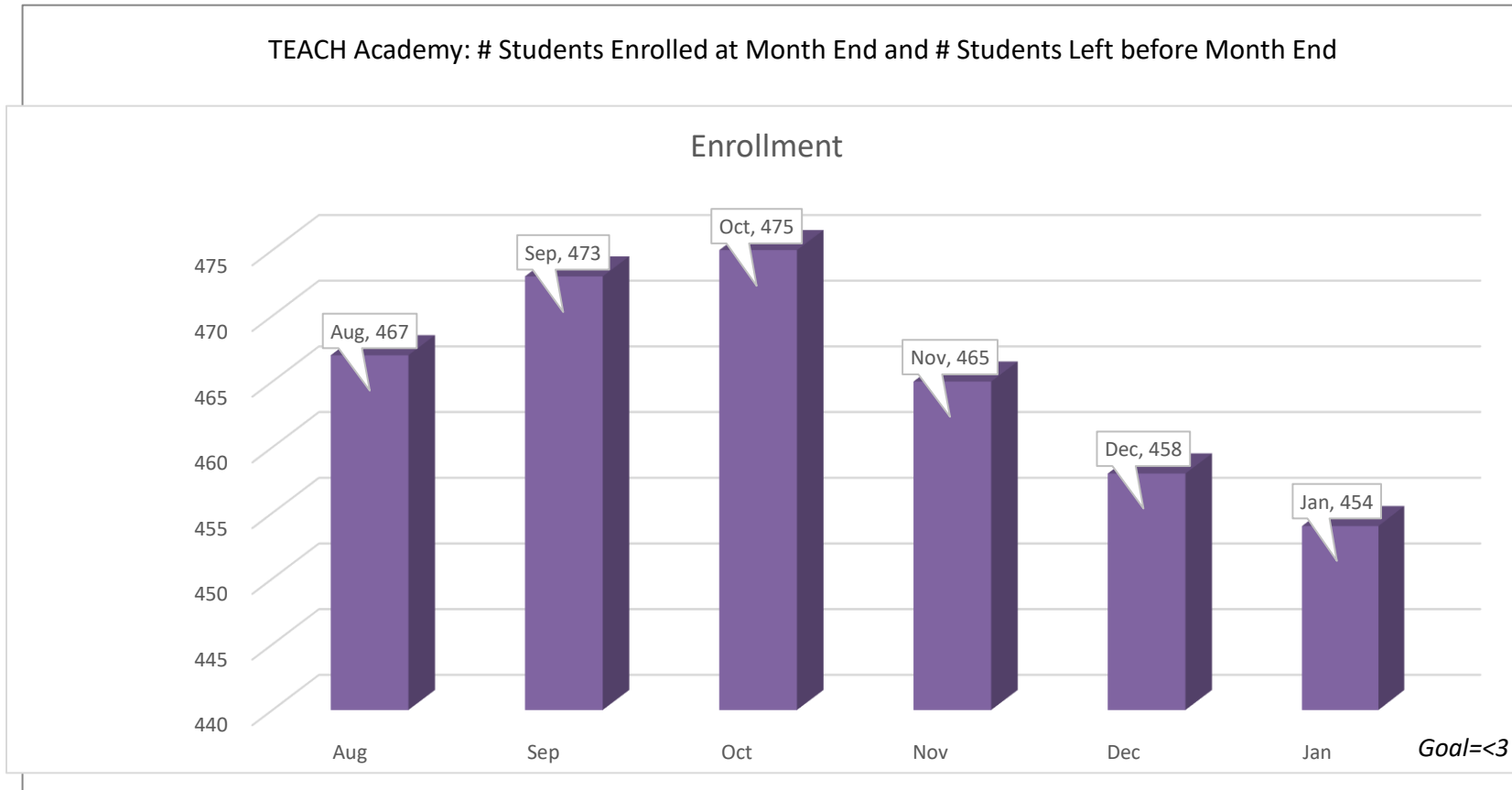
**CONFIDENTIAL**

TEACH Public Schools - TEACH Academy of Technologies: School Goals Report 2019-20

**Enrollment and Turnover**

**Goal:** Maintain minimum enrollment level of 450 students and keep attrition below 3 students

**Summary Status:** Currently increasing recruitment effort to target 450 and maintain ADA



*Chart Notes: 19-20 Annual is an average across months year to date.*

**Notes (Implemented Strategies &/or Challenges):**

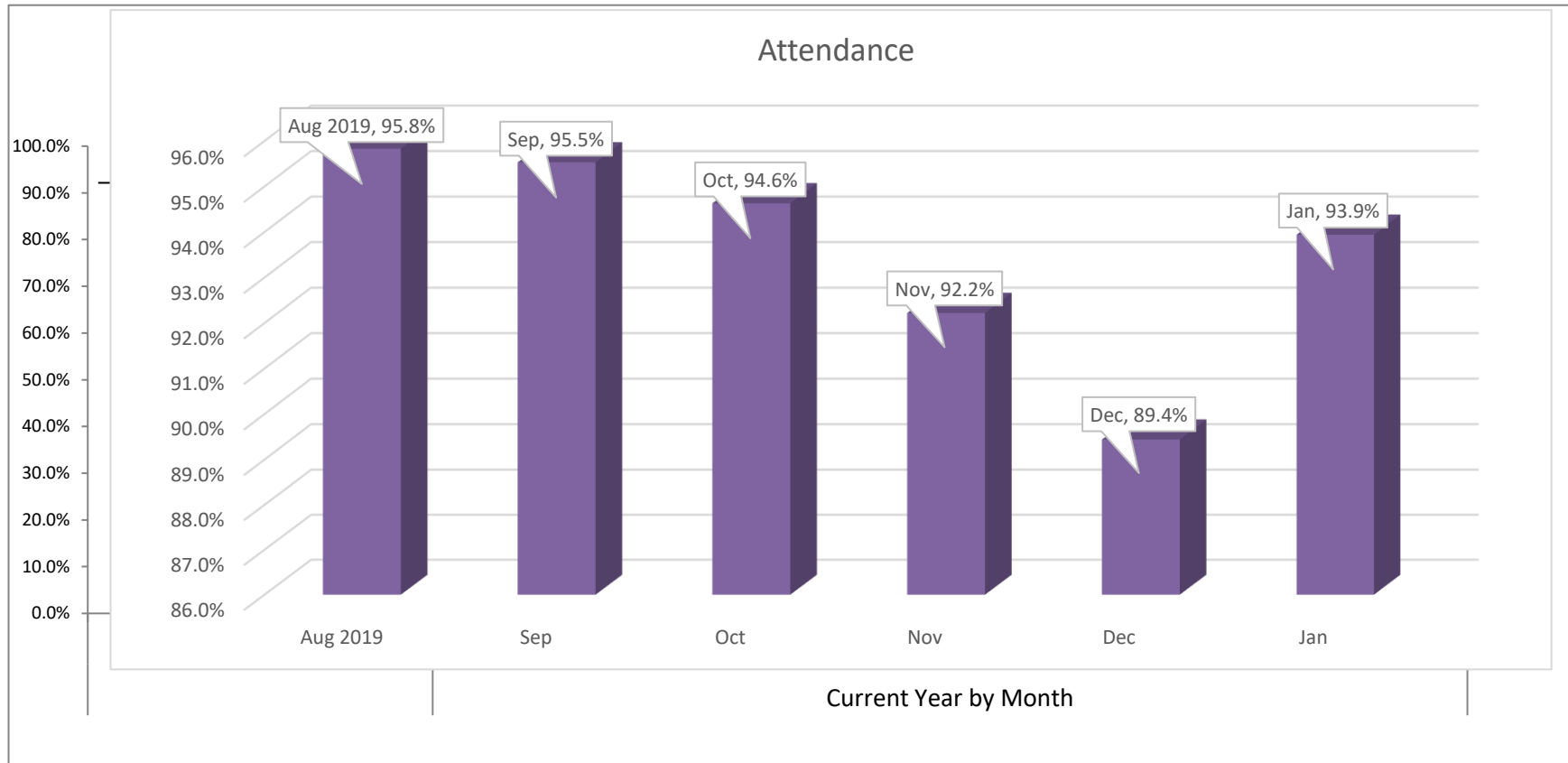
- a) Students have moved to a different city or out side of the country.
- b)
- c)

TEACH Public Schools - TEACH Academy of Technologies: School Goals Report 2018-19

**Student Attendance**

**Goal:** Maintain a 96% or above average daily attendance (LCAP Goal 4)

**Summary Status:** Will focus on declines utilizing parent square



*Chart Notes: 17-18 Annual is included for comparison purpose; 18-19 Annual is an average across months year to date.*

**Notes (Implemented Strategies &/or Challenges):**

- a)
- b)
- c)

TEACH Public Schools - TEACH Academy of Technologies: School Goals Report 2019-20

**Academics - Student Grades**

**Goal:** 90% of students receive passing grades in all core class subjects

**Summary Status:** Increase of passage of classes

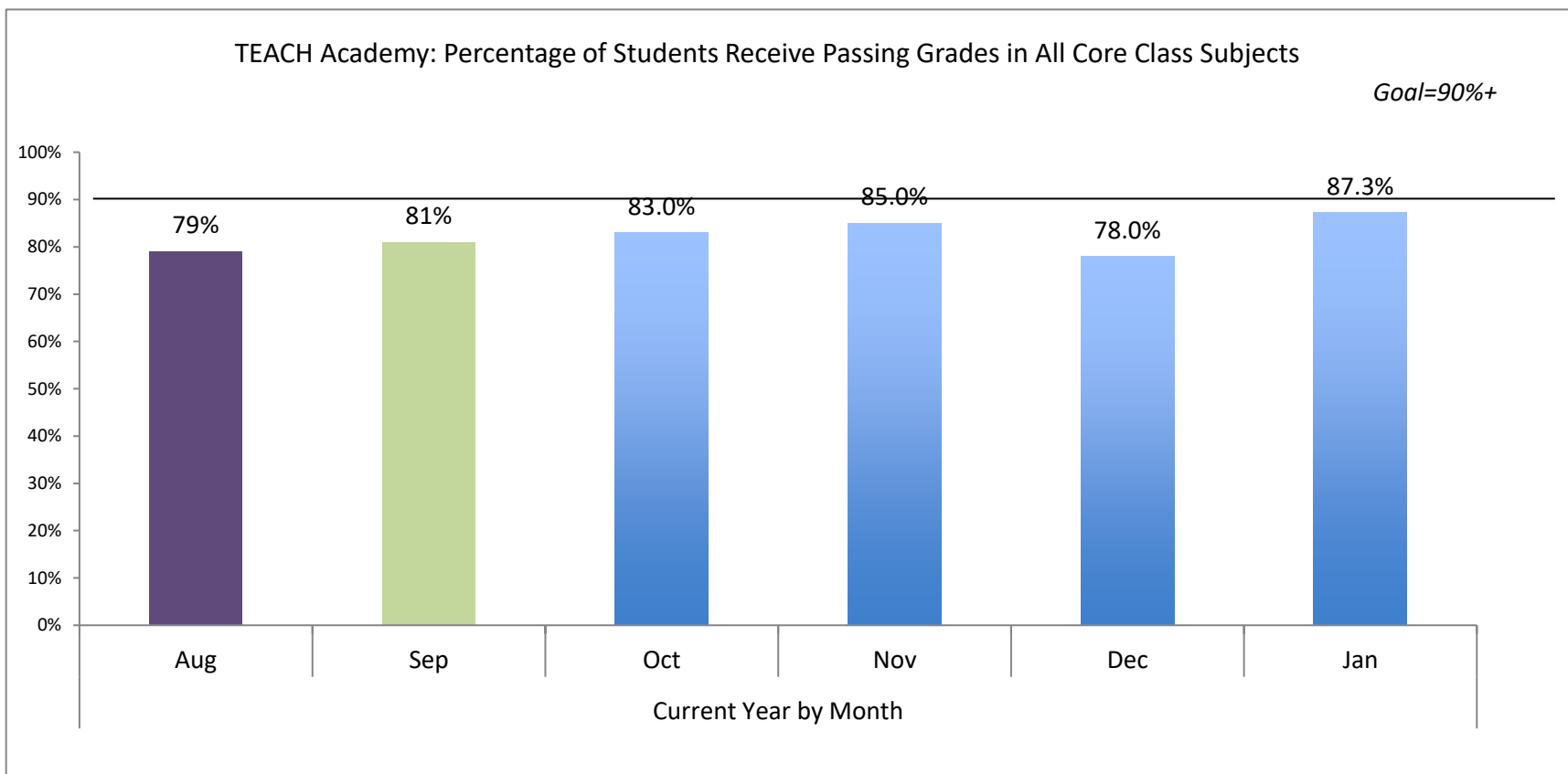


Chart Notes: Passing grade is defined as 2 or higher

**Notes (Implemented Strategies &/or Challenges):**

- a)
- b)
- c)

TEACH Public Schools - TEACH Academy of Technologies: School Goals Report 2018-19

**Student Suspensions**

**Goal:** Maintain a suspension rate below 3% (LCAP Goal 6)

**Summary Status:** Working with LACOE on alternatives to suspension

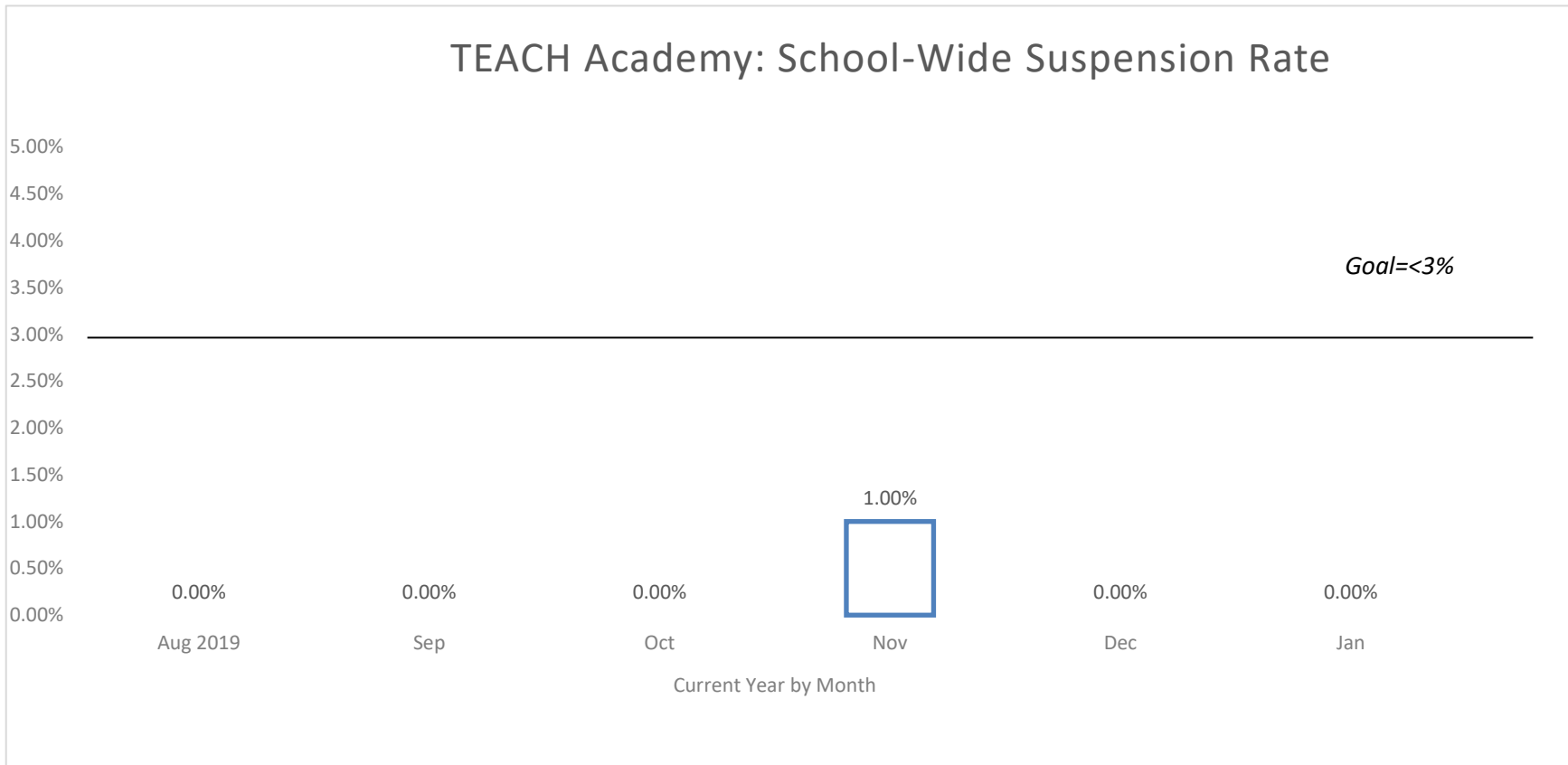


Chart Notes: 18-19 Annual is an average across months year to date. 18-19 Annual is an average across months year to date.

**Notes (Implemented Strategies &/or Challenges):**

- a) School will continue to work with LACOE's PBIS support
- b)
- c)





# Grade Report

## Grade 5

**Term:** Winter 2019-2020  
**District:** TEACH Public Schools  
**School:** TEACH Academy of Technologies

**Norms Reference Data:** 2015  
**Weeks of Instruction:** 20 (Winter 2020)  
**Grouping:** Ethnicity  
**Small Group Display:** Yes

### Mathematics

Summary	
Total Students With Valid Growth Test Scores	47
Mean RIT	198.2
Standard Deviation	13.1
District Grade Level Mean RIT	*
Students At or Above District Grade Level Mean RIT	*
Norm Grade Level Mean RIT	217.2
Students At or Above Norm Grade Level Mean RIT	3

Overall Performance	Lo %ile < 21		LoAvg %ile 21-40		Avg %ile 41-60		HiAvg %ile 61-80		Hi %ile > 80		Mean RIT (+/- Smp Err)	Std Dev
	count	%	count	%	count	%	count	%	count	%		
Mathematics	30	64%	13	28%	3	6%	1	2%	0	0%	196-198-200	13.1

### Explanatory Notes

Tests shown in gray are excluded from summary statistics. Either the test occurred outside the testing window for a term, had an invalid score, or was a repeat test for a student within a term.

Test Invalidation Reasons: \*\*\*1 The test duration was too short to provide a valid result. \*\*\*2 The overall RIT score for this test is above the valid range. \*\*\*3 The overall RIT score for this test is below the valid range.

\*\*\*4 The standard error for this test is below acceptable limits. \*\*\*5 The standard error for this test is above acceptable limits. \*\*\*6 The test has been identified as invalid. \*\*\*7 High level of rapid guessing has invalidated test.

Summary data for groups of less than 10 are generally suppressed because they are not statistically reliable.

\* This data is not available for reporting. Please refer to help and documentation for more information.

Lexile® is a trademark of MetaMetrics, Inc., and is registered in the United States and abroad.



# Grade Report

**Grade 5**

**Term:** Winter 2019-2020  
**District:** TEACH Public Schools  
**School:** TEACH Academy of Technologies

**Norms Reference Data:** 2015  
**Weeks of Instruction:** 20 (Winter 2020)  
**Grouping:** Ethnicity  
**Small Group Display:** Yes

## Mathematics

**Ethnicity: B**

Summary	
Total Students With Valid Growth Test Scores	10
Mean RIT	195.5
Standard Deviation	13.4
District Grade Level Mean RIT	*
Students At or Above District Grade Level Mean RIT	*
Norm Grade Level Mean RIT	217.2
Students At or Above Norm Grade Level Mean RIT	0

Overall Performance	Lo %ile < 21		LoAvg %ile 21-40		Avg %ile 41-60		HiAvg %ile 61-80		Hi %ile > 80		Mean RIT (+/- Smp Err)	Std Dev
	count	%	count	%	count	%	count	%	count	%		
<b>Ethnicity: B</b>	6	60%	4	40%	0	0%	0	0%	0	0%	191-196-200	13.4

### Explanatory Notes

Tests shown in gray are excluded from summary statistics. Either the test occurred outside the testing window for a term, had an invalid score, or was a repeat test for a student within a term.

Test Invalidation Reasons: \*\*\*1 The test duration was too short to provide a valid result. \*\*\*2 The overall RIT score for this test is above the valid range. \*\*\*3 The overall RIT score for this test is below the valid range.

\*\*\*4 The standard error for this test is below acceptable limits. \*\*\*5 The standard error for this test is above acceptable limits. \*\*\*6 The test has been identified as invalid. \*\*\*7 High level of rapid guessing has invalidated test.

Summary data for groups of less than 10 are generally suppressed because they are not statistically reliable.

\* This data is not available for reporting. Please refer to help and documentation for more information.

Lexile® is a trademark of MetaMetrics, Inc., and is registered in the United States and abroad.



# Grade Report

**Grade 5**

**Term:** Winter 2019-2020  
**District:** TEACH Public Schools  
**School:** TEACH Academy of Technologies

**Norms Reference Data:** 2015  
**Weeks of Instruction:** 20 (Winter 2020)  
**Grouping:** Ethnicity  
**Small Group Display:** Yes

## Mathematics

**Ethnicity:** H

Summary	
Total Students With Valid Growth Test Scores	35
Mean RIT	198.4
Standard Deviation	13.2
District Grade Level Mean RIT	*
Students At or Above District Grade Level Mean RIT	*
Norm Grade Level Mean RIT	217.2
Students At or Above Norm Grade Level Mean RIT	3

Overall Performance	Lo %ile < 21		LoAvg %ile 21-40		Avg %ile 41-60		HiAvg %ile 61-80		Hi %ile > 80		Mean RIT (+/- Smp Err)	Std Dev
	count	%	count	%	count	%	count	%	count	%		
<b>Ethnicity: H</b>	23	66%	9	26%	2	6%	1	3%	0	0%	196-198-201	13.2

### Explanatory Notes

Tests shown in gray are excluded from summary statistics. Either the test occurred outside the testing window for a term, had an invalid score, or was a repeat test for a student within a term.

Test Invalidation Reasons: \*\*\*1 The test duration was too short to provide a valid result. \*\*\*2 The overall RIT score for this test is above the valid range. \*\*\*3 The overall RIT score for this test is below the valid range.

\*\*\*4 The standard error for this test is below acceptable limits. \*\*\*5 The standard error for this test is above acceptable limits. \*\*\*6 The test has been identified as invalid. \*\*\*7 High level of rapid guessing has invalidated test.

Summary data for groups of less than 10 are generally suppressed because they are not statistically reliable.

\* This data is not available for reporting. Please refer to help and documentation for more information.

Lexile® is a trademark of MetaMetrics, Inc., and is registered in the United States and abroad.



# Grade Report

## Grade 5

**Term:** Winter 2019-2020  
**District:** TEACH Public Schools  
**School:** TEACH Academy of Technologies

**Norms Reference Data:** 2015  
**Weeks of Instruction:** 20 (Winter 2020)  
**Grouping:** Ethnicity  
**Small Group Display:** Yes

### Mathematics

**Ethnicity:** Not Specified or Other

Summary	
Total Students With Valid Growth Test Scores	1
Mean RIT	203
Standard Deviation	*
District Grade Level Mean RIT	*
Students At or Above District Grade Level Mean RIT	*
Norm Grade Level Mean RIT	217.2
Students At or Above Norm Grade Level Mean RIT	0

Overall Performance	Lo %ile < 21		LoAvg %ile 21-40		Avg %ile 41-60		HiAvg %ile 61-80		Hi %ile > 80		Mean RIT (+/- Smp Err)	Std Dev
	count	%	count	%	count	%	count	%	count	%		
<b>Ethnicity: Not Specified or Other</b>	1	100%	0	0%	0	0%	0	0%	0	0%	203-203-203	*

### Explanatory Notes

Tests shown in gray are excluded from summary statistics. Either the test occurred outside the testing window for a term, had an invalid score, or was a repeat test for a student within a term.

Test Invalidation Reasons: \*\*\*1 The test duration was too short to provide a valid result. \*\*\*2 The overall RIT score for this test is above the valid range. \*\*\*3 The overall RIT score for this test is below the valid range.

\*\*\*4 The standard error for this test is below acceptable limits. \*\*\*5 The standard error for this test is above acceptable limits. \*\*\*6 The test has been identified as invalid. \*\*\*7 High level of rapid guessing has invalidated test.

Summary data for groups of less than 10 are generally suppressed because they are not statistically reliable.

\* This data is not available for reporting. Please refer to help and documentation for more information.

Lexile® is a trademark of MetaMetrics, Inc., and is registered in the United States and abroad.



# Grade Report

## Grade 5

**Term:** Winter 2019-2020  
**District:** TEACH Public Schools  
**School:** TEACH Academy of Technologies

**Norms Reference Data:** 2015  
**Weeks of Instruction:** 20 (Winter 2020)  
**Grouping:** Ethnicity  
**Small Group Display:** Yes

### Mathematics

**Ethnicity:** White

Summary	
Total Students With Valid Growth Test Scores	1
Mean RIT	214
Standard Deviation	*
District Grade Level Mean RIT	*
Students At or Above District Grade Level Mean RIT	*
Norm Grade Level Mean RIT	217.2
Students At or Above Norm Grade Level Mean RIT	0

Overall Performance	Lo %ile < 21		LoAvg %ile 21-40		Avg %ile 41-60		HiAvg %ile 61-80		Hi %ile > 80		Mean RIT (+/- Smp Err)	Std Dev
	count	%	count	%	count	%	count	%	count	%		
Ethnicity: White	0	0%	0	0%	1	100%	0	0%	0	0%	214-214-214	*

### Explanatory Notes

Tests shown in gray are excluded from summary statistics. Either the test occurred outside the testing window for a term, had an invalid score, or was a repeat test for a student within a term.

Test Invalidation Reasons: \*\*\*1 The test duration was too short to provide a valid result. \*\*\*2 The overall RIT score for this test is above the valid range. \*\*\*3 The overall RIT score for this test is below the valid range.

\*\*\*4 The standard error for this test is below acceptable limits. \*\*\*5 The standard error for this test is above acceptable limits. \*\*\*6 The test has been identified as invalid. \*\*\*7 High level of rapid guessing has invalidated test.

Summary data for groups of less than 10 are generally suppressed because they are not statistically reliable.

\* This data is not available for reporting. Please refer to help and documentation for more information.

Lexile® is a trademark of MetaMetrics, Inc., and is registered in the United States and abroad.



# Grade Report

## Grade 5

**Term:** Winter 2019-2020  
**District:** TEACH Public Schools  
**School:** TEACH Academy of Technologies

**Norms Reference Data:** 2015  
**Weeks of Instruction:** 20 (Winter 2020)  
**Grouping:** Ethnicity  
**Small Group Display:** Yes

### Reading

Summary	
Total Students With Valid Growth Test Scores	47
Mean RIT	188.2
Standard Deviation	15.4
District Grade Level Mean RIT	*
Students At or Above District Grade Level Mean RIT	*
Norm Grade Level Mean RIT	209.8
Students At or Above Norm Grade Level Mean RIT	2

Overall Performance	Lo %ile < 21		LoAvg %ile 21-40		Avg %ile 41-60		HiAvg %ile 61-80		Hi %ile > 80		Mean RIT (+/- Smp Err)	Std Dev
	count	%	count	%	count	%	count	%	count	%		
Reading	32	68%	10	21%	4	9%	1	2%	0	0%	186-188-190	15.4

### Explanatory Notes

Tests shown in gray are excluded from summary statistics. Either the test occurred outside the testing window for a term, had an invalid score, or was a repeat test for a student within a term.

Test Invalidation Reasons: \*\*\*1 The test duration was too short to provide a valid result. \*\*\*2 The overall RIT score for this test is above the valid range. \*\*\*3 The overall RIT score for this test is below the valid range.

\*\*\*4 The standard error for this test is below acceptable limits. \*\*\*5 The standard error for this test is above acceptable limits. \*\*\*6 The test has been identified as invalid. \*\*\*7 High level of rapid guessing has invalidated test.

Summary data for groups of less than 10 are generally suppressed because they are not statistically reliable.

\* This data is not available for reporting. Please refer to help and documentation for more information.

Lexile® is a trademark of MetaMetrics, Inc., and is registered in the United States and abroad.



# Grade Report

**Grade 5**

**Term:** Winter 2019-2020  
**District:** TEACH Public Schools  
**School:** TEACH Academy of Technologies

**Norms Reference Data:** 2015  
**Weeks of Instruction:** 20 (Winter 2020)  
**Grouping:** Ethnicity  
**Small Group Display:** Yes

## Reading

### Ethnicity: B

Summary	
Total Students With Valid Growth Test Scores	10
Mean RIT	186
Standard Deviation	16.4
District Grade Level Mean RIT	*
Students At or Above District Grade Level Mean RIT	*
Norm Grade Level Mean RIT	209.8
Students At or Above Norm Grade Level Mean RIT	0

Overall Performance	Lo %ile < 21		LoAvg %ile 21-40		Avg %ile 41-60		HiAvg %ile 61-80		Hi %ile > 80		Mean RIT (+/- Smp Err)	Std Dev
	count	%	count	%	count	%	count	%	count	%		
Ethnicity: B	7	70%	3	30%	0	0%	0	0%	0	0%	181-186-191	16.4

### Explanatory Notes

Tests shown in gray are excluded from summary statistics. Either the test occurred outside the testing window for a term, had an invalid score, or was a repeat test for a student within a term.

Test Invalidation Reasons: \*\*\*1 The test duration was too short to provide a valid result. \*\*\*2 The overall RIT score for this test is above the valid range. \*\*\*3 The overall RIT score for this test is below the valid range.

\*\*\*4 The standard error for this test is below acceptable limits. \*\*\*5 The standard error for this test is above acceptable limits. \*\*\*6 The test has been identified as invalid. \*\*\*7 High level of rapid guessing has invalidated test.

Summary data for groups of less than 10 are generally suppressed because they are not statistically reliable.

\* This data is not available for reporting. Please refer to help and documentation for more information.

Lexile® is a trademark of MetaMetrics, Inc., and is registered in the United States and abroad.





# Grade Report

**Grade 5**

**Term:** Winter 2019-2020  
**District:** TEACH Public Schools  
**School:** TEACH Academy of Technologies

**Norms Reference Data:** 2015  
**Weeks of Instruction:** 20 (Winter 2020)  
**Grouping:** Ethnicity  
**Small Group Display:** Yes

## Reading

**Ethnicity:** H

Summary	
Total Students With Valid Growth Test Scores	35
Mean RIT	188.3
Standard Deviation	15.5
District Grade Level Mean RIT	*
Students At or Above District Grade Level Mean RIT	*
Norm Grade Level Mean RIT	209.8
Students At or Above Norm Grade Level Mean RIT	2

Overall Performance	Lo %ile < 21		LoAvg %ile 21-40		Avg %ile 41-60		HiAvg %ile 61-80		Hi %ile > 80		Mean RIT (+/- Smp Err)	Std Dev
	count	%	count	%	count	%	count	%	count	%		
<b>Ethnicity: H</b>	24	69%	6	17%	4	11%	1	3%	0	0%	186-188-191	15.5

### Explanatory Notes

Tests shown in gray are excluded from summary statistics. Either the test occurred outside the testing window for a term, had an invalid score, or was a repeat test for a student within a term.

Test Invalidation Reasons: \*\*\*1 The test duration was too short to provide a valid result. \*\*\*2 The overall RIT score for this test is above the valid range. \*\*\*3 The overall RIT score for this test is below the valid range.

\*\*\*4 The standard error for this test is below acceptable limits. \*\*\*5 The standard error for this test is above acceptable limits. \*\*\*6 The test has been identified as invalid. \*\*\*7 High level of rapid guessing has invalidated test.

Summary data for groups of less than 10 are generally suppressed because they are not statistically reliable.

\* This data is not available for reporting. Please refer to help and documentation for more information.

Lexile® is a trademark of MetaMetrics, Inc., and is registered in the United States and abroad.



# Grade Report

**Grade 5**

**Term:** Winter 2019-2020  
**District:** TEACH Public Schools  
**School:** TEACH Academy of Technologies

**Norms Reference Data:** 2015  
**Weeks of Instruction:** 20 (Winter 2020)  
**Grouping:** Ethnicity  
**Small Group Display:** Yes

## Reading

**Ethnicity:** Not Specified or Other

Summary	
Total Students With Valid Growth Test Scores	1
Mean RIT	204
Standard Deviation	*
District Grade Level Mean RIT	*
Students At or Above District Grade Level Mean RIT	*
Norm Grade Level Mean RIT	209.8
Students At or Above Norm Grade Level Mean RIT	0

Overall Performance	Lo %ile < 21		LoAvg %ile 21-40		Avg %ile 41-60		HiAvg %ile 61-80		Hi %ile > 80		Mean RIT (+/- Smp Err)	Std Dev
	count	%	count	%	count	%	count	%	count	%		
Ethnicity: Not Specified or Other	0	0%	1	100%	0	0%	0	0%	0	0%	204-204-204	*

### Explanatory Notes

Tests shown in gray are excluded from summary statistics. Either the test occurred outside the testing window for a term, had an invalid score, or was a repeat test for a student within a term.

Test Invalidation Reasons: \*\*\*1 The test duration was too short to provide a valid result. \*\*\*2 The overall RIT score for this test is above the valid range. \*\*\*3 The overall RIT score for this test is below the valid range.

\*\*\*4 The standard error for this test is below acceptable limits. \*\*\*5 The standard error for this test is above acceptable limits. \*\*\*6 The test has been identified as invalid. \*\*\*7 High level of rapid guessing has invalidated test.

Summary data for groups of less than 10 are generally suppressed because they are not statistically reliable.

\* This data is not available for reporting. Please refer to help and documentation for more information.

Lexile® is a trademark of MetaMetrics, Inc., and is registered in the United States and abroad.



# Grade Report

**Grade 5**

**Term:** Winter 2019-2020  
**District:** TEACH Public Schools  
**School:** TEACH Academy of Technologies

**Norms Reference Data:** 2015  
**Weeks of Instruction:** 20 (Winter 2020)  
**Grouping:** Ethnicity  
**Small Group Display:** Yes

## Reading

**Ethnicity:** White

Summary	
Total Students With Valid Growth Test Scores	1
Mean RIT	189
Standard Deviation	*
District Grade Level Mean RIT	*
Students At or Above District Grade Level Mean RIT	*
Norm Grade Level Mean RIT	209.8
Students At or Above Norm Grade Level Mean RIT	0

Overall Performance	Lo %ile < 21		LoAvg %ile 21-40		Avg %ile 41-60		HiAvg %ile 61-80		Hi %ile > 80		Mean RIT (+/- Smp Err)	Std Dev
	count	%	count	%	count	%	count	%	count	%		
Ethnicity: White	1	100%	0	0%	0	0%	0	0%	0	0%	189-189-189	*

### Explanatory Notes

Tests shown in gray are excluded from summary statistics. Either the test occurred outside the testing window for a term, had an invalid score, or was a repeat test for a student within a term.

Test Invalidation Reasons: \*\*\*1 The test duration was too short to provide a valid result. \*\*\*2 The overall RIT score for this test is above the valid range. \*\*\*3 The overall RIT score for this test is below the valid range.

\*\*\*4 The standard error for this test is below acceptable limits. \*\*\*5 The standard error for this test is above acceptable limits. \*\*\*6 The test has been identified as invalid. \*\*\*7 High level of rapid guessing has invalidated test.

Summary data for groups of less than 10 are generally suppressed because they are not statistically reliable.

\* This data is not available for reporting. Please refer to help and documentation for more information.

Lexile® is a trademark of MetaMetrics, Inc., and is registered in the United States and abroad.



# Grade Report

## Grade 5

**Term:** Winter 2019-2020  
**District:** TEACH Public Schools  
**School:** TEACH Academy of Technologies

**Norms Reference Data:** 2015  
**Weeks of Instruction:** 20 (Winter 2020)  
**Grouping:** Ethnicity  
**Small Group Display:** Yes

### Language Usage

Summary	
Total Students With Valid Growth Test Scores	46
Mean RIT	193.1
Standard Deviation	14.9
District Grade Level Mean RIT	*
Students At or Above District Grade Level Mean RIT	*
Norm Grade Level Mean RIT	209.7
Students At or Above Norm Grade Level Mean RIT	5

	Lo %ile < 21		LoAvg %ile 21-40		Avg %ile 41-60		HiAvg %ile 61-80		Hi %ile > 80		Mean RIT (+/- Smp Err)	Std Dev
	count	%	count	%	count	%	count	%	count	%		
<b>Overall Performance</b>												
Language Usage	24	52%	14	30%	6	13%	2	4%	0	0%	191-193-195	14.9

### Explanatory Notes

Tests shown in gray are excluded from summary statistics. Either the test occurred outside the testing window for a term, had an invalid score, or was a repeat test for a student within a term.

Test Invalidation Reasons: \*\*\*1 The test duration was too short to provide a valid result. \*\*\*2 The overall RIT score for this test is above the valid range. \*\*\*3 The overall RIT score for this test is below the valid range.

\*\*\*4 The standard error for this test is below acceptable limits. \*\*\*5 The standard error for this test is above acceptable limits. \*\*\*6 The test has been identified as invalid. \*\*\*7 High level of rapid guessing has invalidated test.

Summary data for groups of less than 10 are generally suppressed because they are not statistically reliable.

\* This data is not available for reporting. Please refer to help and documentation for more information.

Lexile® is a trademark of MetaMetrics, Inc., and is registered in the United States and abroad.



# Grade Report

**Grade 5**

**Term:** Winter 2019-2020  
**District:** TEACH Public Schools  
**School:** TEACH Academy of Technologies

**Norms Reference Data:** 2015  
**Weeks of Instruction:** 20 (Winter 2020)  
**Grouping:** Ethnicity  
**Small Group Display:** Yes

## Language Usage

**Ethnicity: B**

Summary	
Total Students With Valid Growth Test Scores	9
Mean RIT	193.6
Standard Deviation	12.4
District Grade Level Mean RIT	*
Students At or Above District Grade Level Mean RIT	*
Norm Grade Level Mean RIT	209.7
Students At or Above Norm Grade Level Mean RIT	0

Overall Performance	Lo %ile < 21		LoAvg %ile 21-40		Avg %ile 41-60		HiAvg %ile 61-80		Hi %ile > 80		Mean RIT (+/- Smp Err)	Std Dev
	count	%	count	%	count	%	count	%	count	%		
<b>Ethnicity: B</b>	4	44%	5	56%	0	0%	0	0%	0	0%	189-194-198	12.4

### Explanatory Notes

Tests shown in gray are excluded from summary statistics. Either the test occurred outside the testing window for a term, had an invalid score, or was a repeat test for a student within a term.

Test Invalidation Reasons: \*\*\*1 The test duration was too short to provide a valid result. \*\*\*2 The overall RIT score for this test is above the valid range. \*\*\*3 The overall RIT score for this test is below the valid range.

\*\*\*4 The standard error for this test is below acceptable limits. \*\*\*5 The standard error for this test is above acceptable limits. \*\*\*6 The test has been identified as invalid. \*\*\*7 High level of rapid guessing has invalidated test.

Summary data for groups of less than 10 are generally suppressed because they are not statistically reliable.

\* This data is not available for reporting. Please refer to help and documentation for more information.

Lexile® is a trademark of MetaMetrics, Inc., and is registered in the United States and abroad.



# Grade Report

**Grade 5**

**Term:** Winter 2019-2020  
**District:** TEACH Public Schools  
**School:** TEACH Academy of Technologies

**Norms Reference Data:** 2015  
**Weeks of Instruction:** 20 (Winter 2020)  
**Grouping:** Ethnicity  
**Small Group Display:** Yes

## Language Usage

**Ethnicity:** H

Summary	
Total Students With Valid Growth Test Scores	35
Mean RIT	192.2
Standard Deviation	15.7
District Grade Level Mean RIT	*
Students At or Above District Grade Level Mean RIT	*
Norm Grade Level Mean RIT	209.7
Students At or Above Norm Grade Level Mean RIT	5

Overall Performance	Lo %ile < 21		LoAvg %ile 21-40		Avg %ile 41-60		HiAvg %ile 61-80		Hi %ile > 80		Mean RIT (+/- Smp Err)	Std Dev
	count	%	count	%	count	%	count	%	count	%		
<b>Ethnicity: H</b>	20	57%	7	20%	6	17%	2	6%	0	0%	190-192-195	15.7

### Explanatory Notes

Tests shown in gray are excluded from summary statistics. Either the test occurred outside the testing window for a term, had an invalid score, or was a repeat test for a student within a term.

Test Invalidation Reasons: \*\*\*1 The test duration was too short to provide a valid result. \*\*\*2 The overall RIT score for this test is above the valid range. \*\*\*3 The overall RIT score for this test is below the valid range.

\*\*\*4 The standard error for this test is below acceptable limits. \*\*\*5 The standard error for this test is above acceptable limits. \*\*\*6 The test has been identified as invalid. \*\*\*7 High level of rapid guessing has invalidated test.

Summary data for groups of less than 10 are generally suppressed because they are not statistically reliable.

\* This data is not available for reporting. Please refer to help and documentation for more information.

Lexile® is a trademark of MetaMetrics, Inc., and is registered in the United States and abroad.



# Grade Report

**Grade 5**

**Term:** Winter 2019-2020  
**District:** TEACH Public Schools  
**School:** TEACH Academy of Technologies

**Norms Reference Data:** 2015  
**Weeks of Instruction:** 20 (Winter 2020)  
**Grouping:** Ethnicity  
**Small Group Display:** Yes

## Language Usage

**Ethnicity:** Not Specified or Other

Summary	
Total Students With Valid Growth Test Scores	1
Mean RIT	206
Standard Deviation	*
District Grade Level Mean RIT	*
Students At or Above District Grade Level Mean RIT	*
Norm Grade Level Mean RIT	209.7
Students At or Above Norm Grade Level Mean RIT	0

Overall Performance	Lo %ile < 21		LoAvg %ile 21-40		Avg %ile 41-60		HiAvg %ile 61-80		Hi %ile > 80		Mean RIT (+/- Smp Err)	Std Dev
	count	%	count	%	count	%	count	%	count	%		
Ethnicity: Not Specified or Other	0	0%	1	100%	0	0%	0	0%	0	0%	206-206-206	*

### Explanatory Notes

Tests shown in gray are excluded from summary statistics. Either the test occurred outside the testing window for a term, had an invalid score, or was a repeat test for a student within a term.

Test Invalidation Reasons: \*\*\*1 The test duration was too short to provide a valid result. \*\*\*2 The overall RIT score for this test is above the valid range. \*\*\*3 The overall RIT score for this test is below the valid range.

\*\*\*4 The standard error for this test is below acceptable limits. \*\*\*5 The standard error for this test is above acceptable limits. \*\*\*6 The test has been identified as invalid. \*\*\*7 High level of rapid guessing has invalidated test.

Summary data for groups of less than 10 are generally suppressed because they are not statistically reliable.

\* This data is not available for reporting. Please refer to help and documentation for more information.

Lexile® is a trademark of MetaMetrics, Inc., and is registered in the United States and abroad.





# Grade Report

**Grade 5**

**Term:** Winter 2019-2020  
**District:** TEACH Public Schools  
**School:** TEACH Academy of Technologies

**Norms Reference Data:** 2015  
**Weeks of Instruction:** 20 (Winter 2020)  
**Grouping:** Ethnicity  
**Small Group Display:** Yes

## Language Usage

**Ethnicity:** White

Summary	
Total Students With Valid Growth Test Scores	1
Mean RIT	206
Standard Deviation	*
District Grade Level Mean RIT	*
Students At or Above District Grade Level Mean RIT	*
Norm Grade Level Mean RIT	209.7
Students At or Above Norm Grade Level Mean RIT	0

Overall Performance	Lo %ile < 21		LoAvg %ile 21-40		Avg %ile 41-60		HiAvg %ile 61-80		Hi %ile > 80		Mean RIT (+/- Smp Err)	Std Dev
	count	%	count	%	count	%	count	%	count	%		
Ethnicity: White	0	0%	1	100%	0	0%	0	0%	0	0%	206-206-206	*

### Explanatory Notes

Tests shown in gray are excluded from summary statistics. Either the test occurred outside the testing window for a term, had an invalid score, or was a repeat test for a student within a term.

Test Invalidation Reasons: \*\*\*1 The test duration was too short to provide a valid result. \*\*\*2 The overall RIT score for this test is above the valid range. \*\*\*3 The overall RIT score for this test is below the valid range.

\*\*\*4 The standard error for this test is below acceptable limits. \*\*\*5 The standard error for this test is above acceptable limits. \*\*\*6 The test has been identified as invalid. \*\*\*7 High level of rapid guessing has invalidated test.

Summary data for groups of less than 10 are generally suppressed because they are not statistically reliable.

\* This data is not available for reporting. Please refer to help and documentation for more information.

Lexile® is a trademark of MetaMetrics, Inc., and is registered in the United States and abroad.



# Grade Report

## Grade 6

**Term:** Winter 2019-2020  
**District:** TEACH Public Schools  
**School:** TEACH Academy of Technologies

**Norms Reference Data:** 2015  
**Weeks of Instruction:** 20 (Winter 2020)  
**Grouping:** Ethnicity  
**Small Group Display:** Yes

### Mathematics

Summary	
Total Students With Valid Growth Test Scores	140
Mean RIT	202.8
Standard Deviation	13.6
District Grade Level Mean RIT	*
Students At or Above District Grade Level Mean RIT	*
Norm Grade Level Mean RIT	222.1
Students At or Above Norm Grade Level Mean RIT	14

Overall Performance	Lo %ile < 21		LoAvg %ile 21-40		Avg %ile 41-60		HiAvg %ile 61-80		Hi %ile > 80		Mean RIT (+/- Smp Err)	Std Dev
	count	%	count	%	count	%	count	%	count	%		
Mathematics	95	68%	24	17%	13	9%	8	6%	0	0%	202-203-204	13.6

### Explanatory Notes

Tests shown in gray are excluded from summary statistics. Either the test occurred outside the testing window for a term, had an invalid score, or was a repeat test for a student within a term.

Test Invalidation Reasons: \*\*\*1 The test duration was too short to provide a valid result. \*\*\*2 The overall RIT score for this test is above the valid range. \*\*\*3 The overall RIT score for this test is below the valid range.

\*\*\*4 The standard error for this test is below acceptable limits. \*\*\*5 The standard error for this test is above acceptable limits. \*\*\*6 The test has been identified as invalid. \*\*\*7 High level of rapid guessing has invalidated test.

Summary data for groups of less than 10 are generally suppressed because they are not statistically reliable.

\* This data is not available for reporting. Please refer to help and documentation for more information.

Lexile® is a trademark of MetaMetrics, Inc., and is registered in the United States and abroad.



# Grade Report

**Grade 6**

**Term:** Winter 2019-2020  
**District:** TEACH Public Schools  
**School:** TEACH Academy of Technologies

**Norms Reference Data:** 2015  
**Weeks of Instruction:** 20 (Winter 2020)  
**Grouping:** Ethnicity  
**Small Group Display:** Yes

## Mathematics

**Ethnicity: B**

Summary	
Total Students With Valid Growth Test Scores	53
Mean RIT	199.6
Standard Deviation	12.2
District Grade Level Mean RIT	*
Students At or Above District Grade Level Mean RIT	*
Norm Grade Level Mean RIT	222.1
Students At or Above Norm Grade Level Mean RIT	2

Overall Performance	Lo %ile < 21		LoAvg %ile 21-40		Avg %ile 41-60		HiAvg %ile 61-80		Hi %ile > 80		Mean RIT (+/- Smp Err)	Std Dev
	count	%	count	%	count	%	count	%	count	%		
<b>Ethnicity: B</b>	40	75%	9	17%	2	4%	2	4%	0	0%	198-200-201	12.2

### Explanatory Notes

Tests shown in gray are excluded from summary statistics. Either the test occurred outside the testing window for a term, had an invalid score, or was a repeat test for a student within a term.

Test Invalidation Reasons: \*\*\*1 The test duration was too short to provide a valid result. \*\*\*2 The overall RIT score for this test is above the valid range. \*\*\*3 The overall RIT score for this test is below the valid range.

\*\*\*4 The standard error for this test is below acceptable limits. \*\*\*5 The standard error for this test is above acceptable limits. \*\*\*6 The test has been identified as invalid. \*\*\*7 High level of rapid guessing has invalidated test.

Summary data for groups of less than 10 are generally suppressed because they are not statistically reliable.

\* This data is not available for reporting. Please refer to help and documentation for more information.

Lexile® is a trademark of MetaMetrics, Inc., and is registered in the United States and abroad.



# Grade Report

**Grade 6**

**Term:** Winter 2019-2020  
**District:** TEACH Public Schools  
**School:** TEACH Academy of Technologies

**Norms Reference Data:** 2015  
**Weeks of Instruction:** 20 (Winter 2020)  
**Grouping:** Ethnicity  
**Small Group Display:** Yes

## Mathematics

**Ethnicity:** H

Summary	
Total Students With Valid Growth Test Scores	85
Mean RIT	204.6
Standard Deviation	14.2
District Grade Level Mean RIT	*
Students At or Above District Grade Level Mean RIT	*
Norm Grade Level Mean RIT	222.1
Students At or Above Norm Grade Level Mean RIT	12

Overall Performance	Lo %ile < 21		LoAvg %ile 21-40		Avg %ile 41-60		HiAvg %ile 61-80		Hi %ile > 80		Mean RIT (+/- Smp Err)	Std Dev
	count	%	count	%	count	%	count	%	count	%		
<b>Ethnicity: H</b>	54	64%	15	18%	10	12%	6	7%	0	0%	203-205-206	14.2

### Explanatory Notes

Tests shown in gray are excluded from summary statistics. Either the test occurred outside the testing window for a term, had an invalid score, or was a repeat test for a student within a term.

Test Invalidation Reasons: \*\*\*1 The test duration was too short to provide a valid result. \*\*\*2 The overall RIT score for this test is above the valid range. \*\*\*3 The overall RIT score for this test is below the valid range.

\*\*\*4 The standard error for this test is below acceptable limits. \*\*\*5 The standard error for this test is above acceptable limits. \*\*\*6 The test has been identified as invalid. \*\*\*7 High level of rapid guessing has invalidated test.

Summary data for groups of less than 10 are generally suppressed because they are not statistically reliable.

\* This data is not available for reporting. Please refer to help and documentation for more information.

Lexile® is a trademark of MetaMetrics, Inc., and is registered in the United States and abroad.



# Grade Report

**Grade 6**

**Term:** Winter 2019-2020  
**District:** TEACH Public Schools  
**School:** TEACH Academy of Technologies

**Norms Reference Data:** 2015  
**Weeks of Instruction:** 20 (Winter 2020)  
**Grouping:** Ethnicity  
**Small Group Display:** Yes

## Mathematics

**Ethnicity:** Not Specified or Other

Summary	
Total Students With Valid Growth Test Scores	1
Mean RIT	221
Standard Deviation	*
District Grade Level Mean RIT	*
Students At or Above District Grade Level Mean RIT	*
Norm Grade Level Mean RIT	222.1
Students At or Above Norm Grade Level Mean RIT	0

Overall Performance	Lo %ile < 21		LoAvg %ile 21-40		Avg %ile 41-60		HiAvg %ile 61-80		Hi %ile > 80		Mean RIT (+/- Smp Err)	Std Dev
	count	%	count	%	count	%	count	%	count	%		
Ethnicity: Not Specified or Other	0	0%	0	0%	1	100%	0	0%	0	0%	221-221-221	*

### Explanatory Notes

Tests shown in gray are excluded from summary statistics. Either the test occurred outside the testing window for a term, had an invalid score, or was a repeat test for a student within a term.

Test Invalidation Reasons: \*\*\*1 The test duration was too short to provide a valid result. \*\*\*2 The overall RIT score for this test is above the valid range. \*\*\*3 The overall RIT score for this test is below the valid range.

\*\*\*4 The standard error for this test is below acceptable limits. \*\*\*5 The standard error for this test is above acceptable limits. \*\*\*6 The test has been identified as invalid. \*\*\*7 High level of rapid guessing has invalidated test.

Summary data for groups of less than 10 are generally suppressed because they are not statistically reliable.

\* This data is not available for reporting. Please refer to help and documentation for more information.

Lexile® is a trademark of MetaMetrics, Inc., and is registered in the United States and abroad.



# Grade Report

## Grade 6

**Term:** Winter 2019-2020  
**District:** TEACH Public Schools  
**School:** TEACH Academy of Technologies

**Norms Reference Data:** 2015  
**Weeks of Instruction:** 20 (Winter 2020)  
**Grouping:** Ethnicity  
**Small Group Display:** Yes

### Mathematics

**Ethnicity:** White

Summary	
Total Students With Valid Growth Test Scores	1
Mean RIT	196
Standard Deviation	*
District Grade Level Mean RIT	*
Students At or Above District Grade Level Mean RIT	*
Norm Grade Level Mean RIT	222.1
Students At or Above Norm Grade Level Mean RIT	0

Overall Performance	Lo %ile < 21		LoAvg %ile 21-40		Avg %ile 41-60		HiAvg %ile 61-80		Hi %ile > 80		Mean RIT (+/- Smp Err)	Std Dev
	count	%	count	%	count	%	count	%	count	%		
<b>Ethnicity: White</b>	1	100%	0	0%	0	0%	0	0%	0	0%	196-196-196	*

### Explanatory Notes

Tests shown in gray are excluded from summary statistics. Either the test occurred outside the testing window for a term, had an invalid score, or was a repeat test for a student within a term.

Test Invalidation Reasons: \*\*\*1 The test duration was too short to provide a valid result. \*\*\*2 The overall RIT score for this test is above the valid range. \*\*\*3 The overall RIT score for this test is below the valid range.

\*\*\*4 The standard error for this test is below acceptable limits. \*\*\*5 The standard error for this test is above acceptable limits. \*\*\*6 The test has been identified as invalid. \*\*\*7 High level of rapid guessing has invalidated test.

Summary data for groups of less than 10 are generally suppressed because they are not statistically reliable.

\* This data is not available for reporting. Please refer to help and documentation for more information.

Lexile® is a trademark of MetaMetrics, Inc., and is registered in the United States and abroad.



# Grade Report

## Grade 6

**Term:** Winter 2019-2020  
**District:** TEACH Public Schools  
**School:** TEACH Academy of Technologies

**Norms Reference Data:** 2015  
**Weeks of Instruction:** 20 (Winter 2020)  
**Grouping:** Ethnicity  
**Small Group Display:** Yes

### Reading

Summary	
Total Students With Valid Growth Test Scores	132
Mean RIT	197.2
Standard Deviation	15.1
District Grade Level Mean RIT	*
Students At or Above District Grade Level Mean RIT	*
Norm Grade Level Mean RIT	214.2
Students At or Above Norm Grade Level Mean RIT	18

Overall Performance	Lo %ile < 21		LoAvg %ile 21-40		Avg %ile 41-60		HiAvg %ile 61-80		Hi %ile > 80		Mean RIT (+/- Smp Err)	Std Dev
	count	%	count	%	count	%	count	%	count	%		
Reading	84	64%	21	16%	18	14%	5	4%	4	3%	196-197-199	15.1

### Explanatory Notes

Tests shown in gray are excluded from summary statistics. Either the test occurred outside the testing window for a term, had an invalid score, or was a repeat test for a student within a term.

Test Invalidation Reasons: \*\*\*1 The test duration was too short to provide a valid result. \*\*\*2 The overall RIT score for this test is above the valid range. \*\*\*3 The overall RIT score for this test is below the valid range.

\*\*\*4 The standard error for this test is below acceptable limits. \*\*\*5 The standard error for this test is above acceptable limits. \*\*\*6 The test has been identified as invalid. \*\*\*7 High level of rapid guessing has invalidated test.

Summary data for groups of less than 10 are generally suppressed because they are not statistically reliable.

\* This data is not available for reporting. Please refer to help and documentation for more information.

Lexile® is a trademark of MetaMetrics, Inc., and is registered in the United States and abroad.





# Grade Report

**Grade 6**

**Term:** Winter 2019-2020  
**District:** TEACH Public Schools  
**School:** TEACH Academy of Technologies

**Norms Reference Data:** 2015  
**Weeks of Instruction:** 20 (Winter 2020)  
**Grouping:** Ethnicity  
**Small Group Display:** Yes

## Reading

### Ethnicity: B

Summary	
Total Students With Valid Growth Test Scores	52
Mean RIT	196.3
Standard Deviation	13.7
District Grade Level Mean RIT	*
Students At or Above District Grade Level Mean RIT	*
Norm Grade Level Mean RIT	214.2
Students At or Above Norm Grade Level Mean RIT	4

Overall Performance	Lo %ile < 21		LoAvg %ile 21-40		Avg %ile 41-60		HiAvg %ile 61-80		Hi %ile > 80		Mean RIT (+/- Smp Err)	Std Dev
	count	%	count	%	count	%	count	%	count	%		
Ethnicity: B	34	65%	9	17%	8	15%	0	0%	1	2%	194-196-198	13.7

### Explanatory Notes

Tests shown in gray are excluded from summary statistics. Either the test occurred outside the testing window for a term, had an invalid score, or was a repeat test for a student within a term.

Test Invalidation Reasons: \*\*\*1 The test duration was too short to provide a valid result. \*\*\*2 The overall RIT score for this test is above the valid range. \*\*\*3 The overall RIT score for this test is below the valid range.

\*\*\*4 The standard error for this test is below acceptable limits. \*\*\*5 The standard error for this test is above acceptable limits. \*\*\*6 The test has been identified as invalid. \*\*\*7 High level of rapid guessing has invalidated test.

Summary data for groups of less than 10 are generally suppressed because they are not statistically reliable.

\* This data is not available for reporting. Please refer to help and documentation for more information.

Lexile® is a trademark of MetaMetrics, Inc., and is registered in the United States and abroad.



# Grade Report

**Grade 6**

**Term:** Winter 2019-2020  
**District:** TEACH Public Schools  
**School:** TEACH Academy of Technologies

**Norms Reference Data:** 2015  
**Weeks of Instruction:** 20 (Winter 2020)  
**Grouping:** Ethnicity  
**Small Group Display:** Yes

## Reading

**Ethnicity:** H

Summary	
Total Students With Valid Growth Test Scores	78
Mean RIT	197.7
Standard Deviation	16
District Grade Level Mean RIT	*
Students At or Above District Grade Level Mean RIT	*
Norm Grade Level Mean RIT	214.2
Students At or Above Norm Grade Level Mean RIT	13

Overall Performance	Lo %ile < 21		LoAvg %ile 21-40		Avg %ile 41-60		HiAvg %ile 61-80		Hi %ile > 80		Mean RIT (+/- Smp Err)	Std Dev
	count	%	count	%	count	%	count	%	count	%		
<b>Ethnicity: H</b>	49	63%	12	15%	9	12%	5	6%	3	4%	196-198-200	16

### Explanatory Notes

Tests shown in gray are excluded from summary statistics. Either the test occurred outside the testing window for a term, had an invalid score, or was a repeat test for a student within a term.

Test Invalidation Reasons: \*\*\*1 The test duration was too short to provide a valid result. \*\*\*2 The overall RIT score for this test is above the valid range. \*\*\*3 The overall RIT score for this test is below the valid range.

\*\*\*4 The standard error for this test is below acceptable limits. \*\*\*5 The standard error for this test is above acceptable limits. \*\*\*6 The test has been identified as invalid. \*\*\*7 High level of rapid guessing has invalidated test.

Summary data for groups of less than 10 are generally suppressed because they are not statistically reliable.

\* This data is not available for reporting. Please refer to help and documentation for more information.

Lexile® is a trademark of MetaMetrics, Inc., and is registered in the United States and abroad.



# Grade Report

**Grade 6**

**Term:** Winter 2019-2020  
**District:** TEACH Public Schools  
**School:** TEACH Academy of Technologies

**Norms Reference Data:** 2015  
**Weeks of Instruction:** 20 (Winter 2020)  
**Grouping:** Ethnicity  
**Small Group Display:** Yes

## Reading

**Ethnicity:** Not Specified or Other

Summary	
Total Students With Valid Growth Test Scores	1
Mean RIT	218
Standard Deviation	*
District Grade Level Mean RIT	*
Students At or Above District Grade Level Mean RIT	*
Norm Grade Level Mean RIT	214.2
Students At or Above Norm Grade Level Mean RIT	1

Overall Performance	Lo %ile < 21		LoAvg %ile 21-40		Avg %ile 41-60		HiAvg %ile 61-80		Hi %ile > 80		Mean RIT (+/- Smp Err)	Std Dev
	count	%	count	%	count	%	count	%	count	%		
Ethnicity: Not Specified or Other	0	0%	0	0%	1	100%	0	0%	0	0%	218-218-218	*

### Explanatory Notes

Tests shown in gray are excluded from summary statistics. Either the test occurred outside the testing window for a term, had an invalid score, or was a repeat test for a student within a term.

Test Invalidation Reasons: \*\*\*1 The test duration was too short to provide a valid result. \*\*\*2 The overall RIT score for this test is above the valid range. \*\*\*3 The overall RIT score for this test is below the valid range.

\*\*\*4 The standard error for this test is below acceptable limits. \*\*\*5 The standard error for this test is above acceptable limits. \*\*\*6 The test has been identified as invalid. \*\*\*7 High level of rapid guessing has invalidated test.

Summary data for groups of less than 10 are generally suppressed because they are not statistically reliable.

\* This data is not available for reporting. Please refer to help and documentation for more information.

Lexile® is a trademark of MetaMetrics, Inc., and is registered in the United States and abroad.



# Grade Report

## Grade 6

**Term:** Winter 2019-2020  
**District:** TEACH Public Schools  
**School:** TEACH Academy of Technologies

**Norms Reference Data:** 2015  
**Weeks of Instruction:** 20 (Winter 2020)  
**Grouping:** Ethnicity  
**Small Group Display:** Yes

### Reading

#### Ethnicity: White

Summary	
Total Students With Valid Growth Test Scores	1
Mean RIT	184
Standard Deviation	*
District Grade Level Mean RIT	*
Students At or Above District Grade Level Mean RIT	*
Norm Grade Level Mean RIT	214.2
Students At or Above Norm Grade Level Mean RIT	0

Overall Performance	Lo %ile < 21		LoAvg %ile 21-40		Avg %ile 41-60		HiAvg %ile 61-80		Hi %ile > 80		Mean RIT (+/- Smp Err)	Std Dev
	count	%	count	%	count	%	count	%	count	%		
Ethnicity: White	1	100%	0	0%	0	0%	0	0%	0	0%	184-184-184	*

#### Explanatory Notes

Tests shown in gray are excluded from summary statistics. Either the test occurred outside the testing window for a term, had an invalid score, or was a repeat test for a student within a term.

Test Invalidation Reasons: \*\*\*1 The test duration was too short to provide a valid result. \*\*\*2 The overall RIT score for this test is above the valid range. \*\*\*3 The overall RIT score for this test is below the valid range.

\*\*\*4 The standard error for this test is below acceptable limits. \*\*\*5 The standard error for this test is above acceptable limits. \*\*\*6 The test has been identified as invalid. \*\*\*7 High level of rapid guessing has invalidated test.

Summary data for groups of less than 10 are generally suppressed because they are not statistically reliable.

\* This data is not available for reporting. Please refer to help and documentation for more information.

Lexile® is a trademark of MetaMetrics, Inc., and is registered in the United States and abroad.



# Grade Report

## Grade 6

**Term:** Winter 2019-2020  
**District:** TEACH Public Schools  
**School:** TEACH Academy of Technologies

**Norms Reference Data:** 2015  
**Weeks of Instruction:** 20 (Winter 2020)  
**Grouping:** Ethnicity  
**Small Group Display:** Yes

### Language Usage

Summary	
Total Students With Valid Growth Test Scores	131
Mean RIT	196.5
Standard Deviation	14.3
District Grade Level Mean RIT	*
Students At or Above District Grade Level Mean RIT	*
Norm Grade Level Mean RIT	213.9
Students At or Above Norm Grade Level Mean RIT	14

	Lo %ile < 21		LoAvg %ile 21-40		Avg %ile 41-60		HiAvg %ile 61-80		Hi %ile > 80		Mean RIT (+/- Smp Err)	Std Dev
	count	%	count	%	count	%	count	%	count	%		
<b>Overall Performance</b>												
Language Usage	83	63%	26	20%	15	11%	6	5%	1	1%	195-197-198	14.3

### Explanatory Notes

Tests shown in gray are excluded from summary statistics. Either the test occurred outside the testing window for a term, had an invalid score, or was a repeat test for a student within a term.

Test Invalidation Reasons: \*\*\*1 The test duration was too short to provide a valid result. \*\*\*2 The overall RIT score for this test is above the valid range. \*\*\*3 The overall RIT score for this test is below the valid range.

\*\*\*4 The standard error for this test is below acceptable limits. \*\*\*5 The standard error for this test is above acceptable limits. \*\*\*6 The test has been identified as invalid. \*\*\*7 High level of rapid guessing has invalidated test.

Summary data for groups of less than 10 are generally suppressed because they are not statistically reliable.

\* This data is not available for reporting. Please refer to help and documentation for more information.

Lexile® is a trademark of MetaMetrics, Inc., and is registered in the United States and abroad.



# Grade Report

**Grade 6**

**Term:** Winter 2019-2020  
**District:** TEACH Public Schools  
**School:** TEACH Academy of Technologies

**Norms Reference Data:** 2015  
**Weeks of Instruction:** 20 (Winter 2020)  
**Grouping:** Ethnicity  
**Small Group Display:** Yes

## Language Usage

**Ethnicity: B**

Summary	
Total Students With Valid Growth Test Scores	48
Mean RIT	196.4
Standard Deviation	13.6
District Grade Level Mean RIT	*
Students At or Above District Grade Level Mean RIT	*
Norm Grade Level Mean RIT	213.9
Students At or Above Norm Grade Level Mean RIT	3

Overall Performance	Lo %ile < 21		LoAvg %ile 21-40		Avg %ile 41-60		HiAvg %ile 61-80		Hi %ile > 80		Mean RIT (+/- Smp Err)	Std Dev
	count	%	count	%	count	%	count	%	count	%		
<b>Ethnicity: B</b>	32	67%	10	21%	4	8%	1	2%	1	2%	194-196-198	13.6

### Explanatory Notes

Tests shown in gray are excluded from summary statistics. Either the test occurred outside the testing window for a term, had an invalid score, or was a repeat test for a student within a term.

Test Invalidation Reasons: \*\*\*1 The test duration was too short to provide a valid result. \*\*\*2 The overall RIT score for this test is above the valid range. \*\*\*3 The overall RIT score for this test is below the valid range.

\*\*\*4 The standard error for this test is below acceptable limits. \*\*\*5 The standard error for this test is above acceptable limits. \*\*\*6 The test has been identified as invalid. \*\*\*7 High level of rapid guessing has invalidated test.

Summary data for groups of less than 10 are generally suppressed because they are not statistically reliable.

\* This data is not available for reporting. Please refer to help and documentation for more information.

Lexile® is a trademark of MetaMetrics, Inc., and is registered in the United States and abroad.



# Grade Report

**Grade 6**

**Term:** Winter 2019-2020  
**District:** TEACH Public Schools  
**School:** TEACH Academy of Technologies

**Norms Reference Data:** 2015  
**Weeks of Instruction:** 20 (Winter 2020)  
**Grouping:** Ethnicity  
**Small Group Display:** Yes

## Language Usage

**Ethnicity:** H

Summary	
Total Students With Valid Growth Test Scores	81
Mean RIT	196.6
Standard Deviation	14.5
District Grade Level Mean RIT	*
Students At or Above District Grade Level Mean RIT	*
Norm Grade Level Mean RIT	213.9
Students At or Above Norm Grade Level Mean RIT	10

Overall Performance	Lo %ile < 21		LoAvg %ile 21-40		Avg %ile 41-60		HiAvg %ile 61-80		Hi %ile > 80		Mean RIT (+/- Smp Err)	Std Dev
	count	%	count	%	count	%	count	%	count	%		
<b>Ethnicity: H</b>	50	62%	16	20%	11	14%	4	5%	0	0%	195-197-198	14.5

### Explanatory Notes

Tests shown in gray are excluded from summary statistics. Either the test occurred outside the testing window for a term, had an invalid score, or was a repeat test for a student within a term.

Test Invalidation Reasons: \*\*\*1 The test duration was too short to provide a valid result. \*\*\*2 The overall RIT score for this test is above the valid range. \*\*\*3 The overall RIT score for this test is below the valid range.

\*\*\*4 The standard error for this test is below acceptable limits. \*\*\*5 The standard error for this test is above acceptable limits. \*\*\*6 The test has been identified as invalid. \*\*\*7 High level of rapid guessing has invalidated test.

Summary data for groups of less than 10 are generally suppressed because they are not statistically reliable.

\* This data is not available for reporting. Please refer to help and documentation for more information.

Lexile® is a trademark of MetaMetrics, Inc., and is registered in the United States and abroad.





# Grade Report

**Grade 6**

**Term:** Winter 2019-2020  
**District:** TEACH Public Schools  
**School:** TEACH Academy of Technologies

**Norms Reference Data:** 2015  
**Weeks of Instruction:** 20 (Winter 2020)  
**Grouping:** Ethnicity  
**Small Group Display:** Yes

## Language Usage

**Ethnicity:** Not Specified or Other

Summary	
Total Students With Valid Growth Test Scores	1
Mean RIT	219
Standard Deviation	*
District Grade Level Mean RIT	*
Students At or Above District Grade Level Mean RIT	*
Norm Grade Level Mean RIT	213.9
Students At or Above Norm Grade Level Mean RIT	1

Overall Performance	Lo %ile < 21		LoAvg %ile 21-40		Avg %ile 41-60		HiAvg %ile 61-80		Hi %ile > 80		Mean RIT (+/- Smp Err)	Std Dev
	count	%	count	%	count	%	count	%	count	%		
Ethnicity: Not Specified or Other	0	0%	0	0%	0	0%	1	100%	0	0%	219-219-219	*

### Explanatory Notes

Tests shown in gray are excluded from summary statistics. Either the test occurred outside the testing window for a term, had an invalid score, or was a repeat test for a student within a term.

Test Invalidation Reasons: \*\*\*1 The test duration was too short to provide a valid result. \*\*\*2 The overall RIT score for this test is above the valid range. \*\*\*3 The overall RIT score for this test is below the valid range.

\*\*\*4 The standard error for this test is below acceptable limits. \*\*\*5 The standard error for this test is above acceptable limits. \*\*\*6 The test has been identified as invalid. \*\*\*7 High level of rapid guessing has invalidated test.

Summary data for groups of less than 10 are generally suppressed because they are not statistically reliable.

\* This data is not available for reporting. Please refer to help and documentation for more information.

Lexile® is a trademark of MetaMetrics, Inc., and is registered in the United States and abroad.



# Grade Report

**Grade 6**

**Term:** Winter 2019-2020  
**District:** TEACH Public Schools  
**School:** TEACH Academy of Technologies

**Norms Reference Data:** 2015  
**Weeks of Instruction:** 20 (Winter 2020)  
**Grouping:** Ethnicity  
**Small Group Display:** Yes

## Language Usage

**Ethnicity:** White

Summary	
Total Students With Valid Growth Test Scores	1
Mean RIT	178
Standard Deviation	*
District Grade Level Mean RIT	*
Students At or Above District Grade Level Mean RIT	*
Norm Grade Level Mean RIT	213.9
Students At or Above Norm Grade Level Mean RIT	0

Overall Performance	Lo %ile < 21		LoAvg %ile 21-40		Avg %ile 41-60		HiAvg %ile 61-80		Hi %ile > 80		Mean RIT (+/- Smp Err)	Std Dev
	count	%	count	%	count	%	count	%	count	%		
<b>Ethnicity: White</b>	1	100%	0	0%	0	0%	0	0%	0	0%	178-178-178	*

### Explanatory Notes

Tests shown in gray are excluded from summary statistics. Either the test occurred outside the testing window for a term, had an invalid score, or was a repeat test for a student within a term.

Test Invalidation Reasons: \*\*\*1 The test duration was too short to provide a valid result. \*\*\*2 The overall RIT score for this test is above the valid range. \*\*\*3 The overall RIT score for this test is below the valid range.

\*\*\*4 The standard error for this test is below acceptable limits. \*\*\*5 The standard error for this test is above acceptable limits. \*\*\*6 The test has been identified as invalid. \*\*\*7 High level of rapid guessing has invalidated test.

Summary data for groups of less than 10 are generally suppressed because they are not statistically reliable.

\* This data is not available for reporting. Please refer to help and documentation for more information.

Lexile® is a trademark of MetaMetrics, Inc., and is registered in the United States and abroad.



# Grade Report

## Grade 8

**Term:** Winter 2019-2020  
**District:** TEACH Public Schools  
**School:** TEACH Academy of Technologies

**Norms Reference Data:** 2015  
**Weeks of Instruction:** 20 (Winter 2020)  
**Grouping:** Ethnicity  
**Small Group Display:** Yes

### Mathematics

Summary	
Total Students With Valid Growth Test Scores	133
Mean RIT	208.1
Standard Deviation	15.2
District Grade Level Mean RIT	*
Students At or Above District Grade Level Mean RIT	*
Norm Grade Level Mean RIT	229.1
Students At or Above Norm Grade Level Mean RIT	14

Overall Performance	Lo %ile < 21		LoAvg %ile 21-40		Avg %ile 41-60		HiAvg %ile 61-80		Hi %ile > 80		Mean RIT (+/- Smp Err)	Std Dev
	count	%	count	%	count	%	count	%	count	%		
Mathematics	93	70%	17	13%	17	13%	5	4%	1	1%	207-208-209	15.2

### Explanatory Notes

Tests shown in gray are excluded from summary statistics. Either the test occurred outside the testing window for a term, had an invalid score, or was a repeat test for a student within a term.

Test Invalidation Reasons: \*\*\*1 The test duration was too short to provide a valid result. \*\*\*2 The overall RIT score for this test is above the valid range. \*\*\*3 The overall RIT score for this test is below the valid range.

\*\*\*4 The standard error for this test is below acceptable limits. \*\*\*5 The standard error for this test is above acceptable limits. \*\*\*6 The test has been identified as invalid. \*\*\*7 High level of rapid guessing has invalidated test.

Summary data for groups of less than 10 are generally suppressed because they are not statistically reliable.

\* This data is not available for reporting. Please refer to help and documentation for more information.

Lexile® is a trademark of MetaMetrics, Inc., and is registered in the United States and abroad.



# Grade Report

**Grade 8**

**Term:** Winter 2019-2020  
**District:** TEACH Public Schools  
**School:** TEACH Academy of Technologies

**Norms Reference Data:** 2015  
**Weeks of Instruction:** 20 (Winter 2020)  
**Grouping:** Ethnicity  
**Small Group Display:** Yes

## Mathematics

**Ethnicity: B**

Summary	
Total Students With Valid Growth Test Scores	46
Mean RIT	206
Standard Deviation	13.1
District Grade Level Mean RIT	*
Students At or Above District Grade Level Mean RIT	*
Norm Grade Level Mean RIT	229.1
Students At or Above Norm Grade Level Mean RIT	2

Overall Performance	Lo %ile < 21		LoAvg %ile 21-40		Avg %ile 41-60		HiAvg %ile 61-80		Hi %ile > 80		Mean RIT (+/- Smp Err)	Std Dev
	count	%	count	%	count	%	count	%	count	%		
<b>Ethnicity: B</b>	36	78%	6	13%	4	9%	0	0%	0	0%	204-206-208	13.1

### Explanatory Notes

Tests shown in gray are excluded from summary statistics. Either the test occurred outside the testing window for a term, had an invalid score, or was a repeat test for a student within a term.

Test Invalidation Reasons: \*\*\*1 The test duration was too short to provide a valid result. \*\*\*2 The overall RIT score for this test is above the valid range. \*\*\*3 The overall RIT score for this test is below the valid range.

\*\*\*4 The standard error for this test is below acceptable limits. \*\*\*5 The standard error for this test is above acceptable limits. \*\*\*6 The test has been identified as invalid. \*\*\*7 High level of rapid guessing has invalidated test.

Summary data for groups of less than 10 are generally suppressed because they are not statistically reliable.

\* This data is not available for reporting. Please refer to help and documentation for more information.

Lexile® is a trademark of MetaMetrics, Inc., and is registered in the United States and abroad.



# Grade Report

**Grade 8**

**Term:** Winter 2019-2020  
**District:** TEACH Public Schools  
**School:** TEACH Academy of Technologies

**Norms Reference Data:** 2015  
**Weeks of Instruction:** 20 (Winter 2020)  
**Grouping:** Ethnicity  
**Small Group Display:** Yes

## Mathematics

**Ethnicity:** H

Summary	
Total Students With Valid Growth Test Scores	87
Mean RIT	209.2
Standard Deviation	16.2
District Grade Level Mean RIT	*
Students At or Above District Grade Level Mean RIT	*
Norm Grade Level Mean RIT	229.1
Students At or Above Norm Grade Level Mean RIT	12

Overall Performance	Lo %ile < 21		LoAvg %ile 21-40		Avg %ile 41-60		HiAvg %ile 61-80		Hi %ile > 80		Mean RIT (+/- Smp Err)	Std Dev
	count	%	count	%	count	%	count	%	count	%		
<b>Ethnicity: H</b>	57	66%	11	13%	13	15%	5	6%	1	1%	207-209-211	16.2

### Explanatory Notes

Tests shown in gray are excluded from summary statistics. Either the test occurred outside the testing window for a term, had an invalid score, or was a repeat test for a student within a term.

Test Invalidation Reasons: \*\*\*1 The test duration was too short to provide a valid result. \*\*\*2 The overall RIT score for this test is above the valid range. \*\*\*3 The overall RIT score for this test is below the valid range.

\*\*\*4 The standard error for this test is below acceptable limits. \*\*\*5 The standard error for this test is above acceptable limits. \*\*\*6 The test has been identified as invalid. \*\*\*7 High level of rapid guessing has invalidated test.

Summary data for groups of less than 10 are generally suppressed because they are not statistically reliable.

\* This data is not available for reporting. Please refer to help and documentation for more information.

Lexile® is a trademark of MetaMetrics, Inc., and is registered in the United States and abroad.



# Grade Report

## Grade 8

**Term:** Winter 2019-2020  
**District:** TEACH Public Schools  
**School:** TEACH Academy of Technologies

**Norms Reference Data:** 2015  
**Weeks of Instruction:** 20 (Winter 2020)  
**Grouping:** Ethnicity  
**Small Group Display:** Yes

### Reading

Summary	
Total Students With Valid Growth Test Scores	128
Mean RIT	208.6
Standard Deviation	14.7
District Grade Level Mean RIT	*
Students At or Above District Grade Level Mean RIT	*
Norm Grade Level Mean RIT	219.1
Students At or Above Norm Grade Level Mean RIT	32

Overall Performance	Lo %ile < 21		LoAvg %ile 21-40		Avg %ile 41-60		HiAvg %ile 61-80		Hi %ile > 80		Mean RIT (+/- Smp Err)	Std Dev
	count	%	count	%	count	%	count	%	count	%		
Reading	51	40%	35	27%	23	18%	16	13%	3	2%	207-209-210	14.7

### Explanatory Notes

Tests shown in gray are excluded from summary statistics. Either the test occurred outside the testing window for a term, had an invalid score, or was a repeat test for a student within a term.

Test Invalidation Reasons: \*\*\*1 The test duration was too short to provide a valid result. \*\*\*2 The overall RIT score for this test is above the valid range. \*\*\*3 The overall RIT score for this test is below the valid range.

\*\*\*4 The standard error for this test is below acceptable limits. \*\*\*5 The standard error for this test is above acceptable limits. \*\*\*6 The test has been identified as invalid. \*\*\*7 High level of rapid guessing has invalidated test.

Summary data for groups of less than 10 are generally suppressed because they are not statistically reliable.

\* This data is not available for reporting. Please refer to help and documentation for more information.

Lexile® is a trademark of MetaMetrics, Inc., and is registered in the United States and abroad.



# Grade Report

**Grade 8**

**Term:** Winter 2019-2020  
**District:** TEACH Public Schools  
**School:** TEACH Academy of Technologies

**Norms Reference Data:** 2015  
**Weeks of Instruction:** 20 (Winter 2020)  
**Grouping:** Ethnicity  
**Small Group Display:** Yes

## Reading

### Ethnicity: B

Summary	
Total Students With Valid Growth Test Scores	44
Mean RIT	208.8
Standard Deviation	14.6
District Grade Level Mean RIT	*
Students At or Above District Grade Level Mean RIT	*
Norm Grade Level Mean RIT	219.1
Students At or Above Norm Grade Level Mean RIT	12

Overall Performance	Lo %ile < 21		LoAvg %ile 21-40		Avg %ile 41-60		HiAvg %ile 61-80		Hi %ile > 80		Mean RIT (+/- Smp Err)	Std Dev
	count	%	count	%	count	%	count	%	count	%		
Ethnicity: B	16	36%	11	25%	12	27%	4	9%	1	2%	207-209-211	14.6

### Explanatory Notes

Tests shown in gray are excluded from summary statistics. Either the test occurred outside the testing window for a term, had an invalid score, or was a repeat test for a student within a term.

Test Invalidation Reasons: \*\*\*1 The test duration was too short to provide a valid result. \*\*\*2 The overall RIT score for this test is above the valid range. \*\*\*3 The overall RIT score for this test is below the valid range.

\*\*\*4 The standard error for this test is below acceptable limits. \*\*\*5 The standard error for this test is above acceptable limits. \*\*\*6 The test has been identified as invalid. \*\*\*7 High level of rapid guessing has invalidated test.

Summary data for groups of less than 10 are generally suppressed because they are not statistically reliable.

\* This data is not available for reporting. Please refer to help and documentation for more information.

Lexile® is a trademark of MetaMetrics, Inc., and is registered in the United States and abroad.



# Grade Report

**Grade 8**

**Term:** Winter 2019-2020  
**District:** TEACH Public Schools  
**School:** TEACH Academy of Technologies

**Norms Reference Data:** 2015  
**Weeks of Instruction:** 20 (Winter 2020)  
**Grouping:** Ethnicity  
**Small Group Display:** Yes

## Reading

**Ethnicity:** H

Summary	
Total Students With Valid Growth Test Scores	84
Mean RIT	208.5
Standard Deviation	14.9
District Grade Level Mean RIT	*
Students At or Above District Grade Level Mean RIT	*
Norm Grade Level Mean RIT	219.1
Students At or Above Norm Grade Level Mean RIT	20

Overall Performance	Lo %ile < 21		LoAvg %ile 21-40		Avg %ile 41-60		HiAvg %ile 61-80		Hi %ile > 80		Mean RIT (+/- Smp Err)	Std Dev
	count	%	count	%	count	%	count	%	count	%		
Ethnicity: H	35	42%	24	29%	11	13%	12	14%	2	2%	207-208-210	14.9

### Explanatory Notes

Tests shown in gray are excluded from summary statistics. Either the test occurred outside the testing window for a term, had an invalid score, or was a repeat test for a student within a term.

Test Invalidation Reasons: \*\*\*1 The test duration was too short to provide a valid result. \*\*\*2 The overall RIT score for this test is above the valid range. \*\*\*3 The overall RIT score for this test is below the valid range.

\*\*\*4 The standard error for this test is below acceptable limits. \*\*\*5 The standard error for this test is above acceptable limits. \*\*\*6 The test has been identified as invalid. \*\*\*7 High level of rapid guessing has invalidated test.

Summary data for groups of less than 10 are generally suppressed because they are not statistically reliable.

\* This data is not available for reporting. Please refer to help and documentation for more information.

Lexile® is a trademark of MetaMetrics, Inc., and is registered in the United States and abroad.





# Grade Report

## Grade 8

**Term:** Winter 2019-2020  
**District:** TEACH Public Schools  
**School:** TEACH Academy of Technologies

**Norms Reference Data:** 2015  
**Weeks of Instruction:** 20 (Winter 2020)  
**Grouping:** Ethnicity  
**Small Group Display:** Yes

### Language Usage

Summary	
Total Students With Valid Growth Test Scores	112
Mean RIT	206.5
Standard Deviation	12.8
District Grade Level Mean RIT	*
Students At or Above District Grade Level Mean RIT	*
Norm Grade Level Mean RIT	218.1
Students At or Above Norm Grade Level Mean RIT	18

	Lo %ile < 21		LoAvg %ile 21-40		Avg %ile 41-60		HiAvg %ile 61-80		Hi %ile > 80		Mean RIT (+/- Smp Err)	Std Dev
	count	%	count	%	count	%	count	%	count	%		
<b>Overall Performance</b>												
Language Usage	54	48%	30	27%	16	14%	11	10%	1	1%	205-206-208	12.8

### Explanatory Notes

Tests shown in gray are excluded from summary statistics. Either the test occurred outside the testing window for a term, had an invalid score, or was a repeat test for a student within a term.

Test Invalidation Reasons: \*\*\*1 The test duration was too short to provide a valid result. \*\*\*2 The overall RIT score for this test is above the valid range. \*\*\*3 The overall RIT score for this test is below the valid range.

\*\*\*4 The standard error for this test is below acceptable limits. \*\*\*5 The standard error for this test is above acceptable limits. \*\*\*6 The test has been identified as invalid. \*\*\*7 High level of rapid guessing has invalidated test.

Summary data for groups of less than 10 are generally suppressed because they are not statistically reliable.

\* This data is not available for reporting. Please refer to help and documentation for more information.

Lexile® is a trademark of MetaMetrics, Inc., and is registered in the United States and abroad.



# Grade Report

**Grade 8**

**Term:** Winter 2019-2020  
**District:** TEACH Public Schools  
**School:** TEACH Academy of Technologies

**Norms Reference Data:** 2015  
**Weeks of Instruction:** 20 (Winter 2020)  
**Grouping:** Ethnicity  
**Small Group Display:** Yes

## Language Usage

**Ethnicity: B**

Summary	
Total Students With Valid Growth Test Scores	38
Mean RIT	205.6
Standard Deviation	12.5
District Grade Level Mean RIT	*
Students At or Above District Grade Level Mean RIT	*
Norm Grade Level Mean RIT	218.1
Students At or Above Norm Grade Level Mean RIT	6

Overall Performance	Lo %ile < 21		LoAvg %ile 21-40		Avg %ile 41-60		HiAvg %ile 61-80		Hi %ile > 80		Mean RIT (+/- Smp Err)	Std Dev
	count	%	count	%	count	%	count	%	count	%		
<b>Ethnicity: B</b>	19	50%	11	29%	4	11%	4	11%	0	0%	204-206-208	12.5

### Explanatory Notes

Tests shown in gray are excluded from summary statistics. Either the test occurred outside the testing window for a term, had an invalid score, or was a repeat test for a student within a term.

Test Invalidation Reasons: \*\*\*1 The test duration was too short to provide a valid result. \*\*\*2 The overall RIT score for this test is above the valid range. \*\*\*3 The overall RIT score for this test is below the valid range.

\*\*\*4 The standard error for this test is below acceptable limits. \*\*\*5 The standard error for this test is above acceptable limits. \*\*\*6 The test has been identified as invalid. \*\*\*7 High level of rapid guessing has invalidated test.

Summary data for groups of less than 10 are generally suppressed because they are not statistically reliable.

\* This data is not available for reporting. Please refer to help and documentation for more information.

Lexile® is a trademark of MetaMetrics, Inc., and is registered in the United States and abroad.



# Grade Report

**Grade 8**

**Term:** Winter 2019-2020  
**District:** TEACH Public Schools  
**School:** TEACH Academy of Technologies

**Norms Reference Data:** 2015  
**Weeks of Instruction:** 20 (Winter 2020)  
**Grouping:** Ethnicity  
**Small Group Display:** Yes

## Language Usage

**Ethnicity:** H

Summary	
Total Students With Valid Growth Test Scores	74
Mean RIT	206.9
Standard Deviation	13
District Grade Level Mean RIT	*
Students At or Above District Grade Level Mean RIT	*
Norm Grade Level Mean RIT	218.1
Students At or Above Norm Grade Level Mean RIT	12

Overall Performance	Lo %ile < 21		LoAvg %ile 21-40		Avg %ile 41-60		HiAvg %ile 61-80		Hi %ile > 80		Mean RIT (+/- Smp Err)	Std Dev
	count	%	count	%	count	%	count	%	count	%		
Ethnicity: H	35	47%	19	26%	12	16%	7	9%	1	1%	205-207-208	13

### Explanatory Notes

Tests shown in gray are excluded from summary statistics. Either the test occurred outside the testing window for a term, had an invalid score, or was a repeat test for a student within a term.

Test Invalidation Reasons: \*\*\*1 The test duration was too short to provide a valid result. \*\*\*2 The overall RIT score for this test is above the valid range. \*\*\*3 The overall RIT score for this test is below the valid range.

\*\*\*4 The standard error for this test is below acceptable limits. \*\*\*5 The standard error for this test is above acceptable limits. \*\*\*6 The test has been identified as invalid. \*\*\*7 High level of rapid guessing has invalidated test.

Summary data for groups of less than 10 are generally suppressed because they are not statistically reliable.

\* This data is not available for reporting. Please refer to help and documentation for more information.

Lexile® is a trademark of MetaMetrics, Inc., and is registered in the United States and abroad.



# Grade Report

## Grade 7

**Term:** Winter 2019-2020  
**District:** TEACH Public Schools  
**School:** TEACH Academy of Technologies

**Norms Reference Data:** 2015  
**Weeks of Instruction:** 20 (Winter 2020)  
**Grouping:** Ethnicity  
**Small Group Display:** Yes

### Mathematics

Summary	
Total Students With Valid Growth Test Scores	131
Mean RIT	204.2
Standard Deviation	17.5
District Grade Level Mean RIT	*
Students At or Above District Grade Level Mean RIT	*
Norm Grade Level Mean RIT	226.1
Students At or Above Norm Grade Level Mean RIT	14

Overall Performance	Lo %ile < 21		LoAvg %ile 21-40		Avg %ile 41-60		HiAvg %ile 61-80		Hi %ile > 80		Mean RIT (+/- Smp Err)	Std Dev
	count	%	count	%	count	%	count	%	count	%		
Mathematics	92	70%	18	14%	10	8%	7	5%	4	3%	203-204-206	17.5

### Explanatory Notes

Tests shown in gray are excluded from summary statistics. Either the test occurred outside the testing window for a term, had an invalid score, or was a repeat test for a student within a term.

Test Invalidation Reasons: \*\*\*1 The test duration was too short to provide a valid result. \*\*\*2 The overall RIT score for this test is above the valid range. \*\*\*3 The overall RIT score for this test is below the valid range.

\*\*\*4 The standard error for this test is below acceptable limits. \*\*\*5 The standard error for this test is above acceptable limits. \*\*\*6 The test has been identified as invalid. \*\*\*7 High level of rapid guessing has invalidated test.

Summary data for groups of less than 10 are generally suppressed because they are not statistically reliable.

\* This data is not available for reporting. Please refer to help and documentation for more information.

Lexile® is a trademark of MetaMetrics, Inc., and is registered in the United States and abroad.



# Grade Report

## Grade 7

**Term:** Winter 2019-2020  
**District:** TEACH Public Schools  
**School:** TEACH Academy of Technologies

**Norms Reference Data:** 2015  
**Weeks of Instruction:** 20 (Winter 2020)  
**Grouping:** Ethnicity  
**Small Group Display:** Yes

### Mathematics

#### Ethnicity: B

Summary	
Total Students With Valid Growth Test Scores	45
Mean RIT	201.3
Standard Deviation	17
District Grade Level Mean RIT	*
Students At or Above District Grade Level Mean RIT	*
Norm Grade Level Mean RIT	226.1
Students At or Above Norm Grade Level Mean RIT	3

Overall Performance	Lo %ile < 21		LoAvg %ile 21-40		Avg %ile 41-60		HiAvg %ile 61-80		Hi %ile > 80		Mean RIT (+/- Smp Err)	Std Dev
	count	%	count	%	count	%	count	%	count	%		
Ethnicity: B	36	80%	3	7%	3	7%	1	2%	2	4%	199-201-204	17

#### Explanatory Notes

Tests shown in gray are excluded from summary statistics. Either the test occurred outside the testing window for a term, had an invalid score, or was a repeat test for a student within a term.

Test Invalidation Reasons: \*\*\*1 The test duration was too short to provide a valid result. \*\*\*2 The overall RIT score for this test is above the valid range. \*\*\*3 The overall RIT score for this test is below the valid range.

\*\*\*4 The standard error for this test is below acceptable limits. \*\*\*5 The standard error for this test is above acceptable limits. \*\*\*6 The test has been identified as invalid. \*\*\*7 High level of rapid guessing has invalidated test.

Summary data for groups of less than 10 are generally suppressed because they are not statistically reliable.

\* This data is not available for reporting. Please refer to help and documentation for more information.

Lexile® is a trademark of MetaMetrics, Inc., and is registered in the United States and abroad.



# Grade Report

## Grade 7

**Term:** Winter 2019-2020  
**District:** TEACH Public Schools  
**School:** TEACH Academy of Technologies

**Norms Reference Data:** 2015  
**Weeks of Instruction:** 20 (Winter 2020)  
**Grouping:** Ethnicity  
**Small Group Display:** Yes

### Mathematics

Ethnicity: H

Summary	
Total Students With Valid Growth Test Scores	86
Mean RIT	205.7
Standard Deviation	17.6
District Grade Level Mean RIT	*
Students At or Above District Grade Level Mean RIT	*
Norm Grade Level Mean RIT	226.1
Students At or Above Norm Grade Level Mean RIT	11

Overall Performance	Lo %ile < 21		LoAvg %ile 21-40		Avg %ile 41-60		HiAvg %ile 61-80		Hi %ile > 80		Mean RIT (+/- Smp Err)	Std Dev
	count	%	count	%	count	%	count	%	count	%		
Ethnicity: H	56	65%	15	17%	7	8%	6	7%	2	2%	204-206-208	17.6

### Explanatory Notes

Tests shown in gray are excluded from summary statistics. Either the test occurred outside the testing window for a term, had an invalid score, or was a repeat test for a student within a term.

Test Invalidation Reasons: \*\*\*1 The test duration was too short to provide a valid result. \*\*\*2 The overall RIT score for this test is above the valid range. \*\*\*3 The overall RIT score for this test is below the valid range.

\*\*\*4 The standard error for this test is below acceptable limits. \*\*\*5 The standard error for this test is above acceptable limits. \*\*\*6 The test has been identified as invalid. \*\*\*7 High level of rapid guessing has invalidated test.

Summary data for groups of less than 10 are generally suppressed because they are not statistically reliable.

\* This data is not available for reporting. Please refer to help and documentation for more information.

Lexile® is a trademark of MetaMetrics, Inc., and is registered in the United States and abroad.



# Grade Report

## Grade 7

**Term:** Winter 2019-2020  
**District:** TEACH Public Schools  
**School:** TEACH Academy of Technologies

**Norms Reference Data:** 2015  
**Weeks of Instruction:** 20 (Winter 2020)  
**Grouping:** Ethnicity  
**Small Group Display:** Yes

### Reading

Summary	
Total Students With Valid Growth Test Scores	127
Mean RIT	200.5
Standard Deviation	17.7
District Grade Level Mean RIT	*
Students At or Above District Grade Level Mean RIT	*
Norm Grade Level Mean RIT	216.9
Students At or Above Norm Grade Level Mean RIT	24

Overall Performance	Lo %ile < 21		LoAvg %ile 21-40		Avg %ile 41-60		HiAvg %ile 61-80		Hi %ile > 80		Mean RIT (+/- Smp Err)	Std Dev
	count	%	count	%	count	%	count	%	count	%		
Reading	69	54%	29	23%	13	10%	10	8%	6	5%	199-200-202	17.7

### Explanatory Notes

Tests shown in gray are excluded from summary statistics. Either the test occurred outside the testing window for a term, had an invalid score, or was a repeat test for a student within a term.

Test Invalidation Reasons: \*\*\*1 The test duration was too short to provide a valid result. \*\*\*2 The overall RIT score for this test is above the valid range. \*\*\*3 The overall RIT score for this test is below the valid range.

\*\*\*4 The standard error for this test is below acceptable limits. \*\*\*5 The standard error for this test is above acceptable limits. \*\*\*6 The test has been identified as invalid. \*\*\*7 High level of rapid guessing has invalidated test.

Summary data for groups of less than 10 are generally suppressed because they are not statistically reliable.

\* This data is not available for reporting. Please refer to help and documentation for more information.

Lexile® is a trademark of MetaMetrics, Inc., and is registered in the United States and abroad.



# Grade Report

## Grade 7

**Term:** Winter 2019-2020  
**District:** TEACH Public Schools  
**School:** TEACH Academy of Technologies

**Norms Reference Data:** 2015  
**Weeks of Instruction:** 20 (Winter 2020)  
**Grouping:** Ethnicity  
**Small Group Display:** Yes

### Reading

#### Ethnicity: B

Summary	
Total Students With Valid Growth Test Scores	44
Mean RIT	198.9
Standard Deviation	17
District Grade Level Mean RIT	*
Students At or Above District Grade Level Mean RIT	*
Norm Grade Level Mean RIT	216.9
Students At or Above Norm Grade Level Mean RIT	5

Overall Performance	Lo %ile < 21		LoAvg %ile 21-40		Avg %ile 41-60		HiAvg %ile 61-80		Hi %ile > 80		Mean RIT (+/- Smp Err)	Std Dev
	count	%	count	%	count	%	count	%	count	%		
Ethnicity: B	26	59%	11	25%	4	9%	1	2%	2	5%	196-199-202	17

#### Explanatory Notes

Tests shown in gray are excluded from summary statistics. Either the test occurred outside the testing window for a term, had an invalid score, or was a repeat test for a student within a term.

Test Invalidation Reasons: \*\*\*1 The test duration was too short to provide a valid result. \*\*\*2 The overall RIT score for this test is above the valid range. \*\*\*3 The overall RIT score for this test is below the valid range.

\*\*\*4 The standard error for this test is below acceptable limits. \*\*\*5 The standard error for this test is above acceptable limits. \*\*\*6 The test has been identified as invalid. \*\*\*7 High level of rapid guessing has invalidated test.

Summary data for groups of less than 10 are generally suppressed because they are not statistically reliable.

\* This data is not available for reporting. Please refer to help and documentation for more information.

Lexile® is a trademark of MetaMetrics, Inc., and is registered in the United States and abroad.





# Grade Report

## Grade 7

**Term:** Winter 2019-2020  
**District:** TEACH Public Schools  
**School:** TEACH Academy of Technologies

**Norms Reference Data:** 2015  
**Weeks of Instruction:** 20 (Winter 2020)  
**Grouping:** Ethnicity  
**Small Group Display:** Yes

### Reading

Ethnicity: H

Summary	
Total Students With Valid Growth Test Scores	83
Mean RIT	201.3
Standard Deviation	18.1
District Grade Level Mean RIT	*
Students At or Above District Grade Level Mean RIT	*
Norm Grade Level Mean RIT	216.9
Students At or Above Norm Grade Level Mean RIT	19

Overall Performance	Lo %ile < 21		LoAvg %ile 21-40		Avg %ile 41-60		HiAvg %ile 61-80		Hi %ile > 80		Mean RIT (+/- Smp Err)	Std Dev
	count	%	count	%	count	%	count	%	count	%		
Ethnicity: H	43	52%	18	22%	9	11%	9	11%	4	5%	199-201-203	18.1

### Explanatory Notes

Tests shown in gray are excluded from summary statistics. Either the test occurred outside the testing window for a term, had an invalid score, or was a repeat test for a student within a term.

Test Invalidation Reasons: \*\*\*1 The test duration was too short to provide a valid result. \*\*\*2 The overall RIT score for this test is above the valid range. \*\*\*3 The overall RIT score for this test is below the valid range.

\*\*\*4 The standard error for this test is below acceptable limits. \*\*\*5 The standard error for this test is above acceptable limits. \*\*\*6 The test has been identified as invalid. \*\*\*7 High level of rapid guessing has invalidated test.

Summary data for groups of less than 10 are generally suppressed because they are not statistically reliable.

\* This data is not available for reporting. Please refer to help and documentation for more information.

Lexile® is a trademark of MetaMetrics, Inc., and is registered in the United States and abroad.



# Grade Report

## Grade 7

**Term:** Winter 2019-2020  
**District:** TEACH Public Schools  
**School:** TEACH Academy of Technologies

**Norms Reference Data:** 2015  
**Weeks of Instruction:** 20 (Winter 2020)  
**Grouping:** Ethnicity  
**Small Group Display:** Yes

### Language Usage

Summary	
Total Students With Valid Growth Test Scores	131
Mean RIT	201.9
Standard Deviation	15.8
District Grade Level Mean RIT	*
Students At or Above District Grade Level Mean RIT	*
Norm Grade Level Mean RIT	216.5
Students At or Above Norm Grade Level Mean RIT	22

Overall Performance	Lo %ile < 21		LoAvg %ile 21-40		Avg %ile 41-60		HiAvg %ile 61-80		Hi %ile > 80		Mean RIT (+/- Smp Err)	Std Dev
	count	%	count	%	count	%	count	%	count	%		
Language Usage	75	57%	26	20%	18	14%	8	6%	4	3%	201-202-203	15.8

### Explanatory Notes

Tests shown in gray are excluded from summary statistics. Either the test occurred outside the testing window for a term, had an invalid score, or was a repeat test for a student within a term.

Test Invalidation Reasons: \*\*\*1 The test duration was too short to provide a valid result. \*\*\*2 The overall RIT score for this test is above the valid range. \*\*\*3 The overall RIT score for this test is below the valid range.

\*\*\*4 The standard error for this test is below acceptable limits. \*\*\*5 The standard error for this test is above acceptable limits. \*\*\*6 The test has been identified as invalid. \*\*\*7 High level of rapid guessing has invalidated test.

Summary data for groups of less than 10 are generally suppressed because they are not statistically reliable.

\* This data is not available for reporting. Please refer to help and documentation for more information.

Lexile® is a trademark of MetaMetrics, Inc., and is registered in the United States and abroad.



# Grade Report

## Grade 7

**Term:** Winter 2019-2020  
**District:** TEACH Public Schools  
**School:** TEACH Academy of Technologies

**Norms Reference Data:** 2015  
**Weeks of Instruction:** 20 (Winter 2020)  
**Grouping:** Ethnicity  
**Small Group Display:** Yes

### Language Usage

#### Ethnicity: B

Summary	
Total Students With Valid Growth Test Scores	45
Mean RIT	201.8
Standard Deviation	16.6
District Grade Level Mean RIT	*
Students At or Above District Grade Level Mean RIT	*
Norm Grade Level Mean RIT	216.5
Students At or Above Norm Grade Level Mean RIT	5

Overall Performance	Lo %ile < 21		LoAvg %ile 21-40		Avg %ile 41-60		HiAvg %ile 61-80		Hi %ile > 80		Mean RIT (+/- Smp Err)	Std Dev
	count	%	count	%	count	%	count	%	count	%		
Ethnicity: B	26	58%	12	27%	3	7%	2	4%	2	4%	199-202-204	16.6

#### Explanatory Notes

Tests shown in gray are excluded from summary statistics. Either the test occurred outside the testing window for a term, had an invalid score, or was a repeat test for a student within a term.

Test Invalidation Reasons: \*\*\*1 The test duration was too short to provide a valid result. \*\*\*2 The overall RIT score for this test is above the valid range. \*\*\*3 The overall RIT score for this test is below the valid range.

\*\*\*4 The standard error for this test is below acceptable limits. \*\*\*5 The standard error for this test is above acceptable limits. \*\*\*6 The test has been identified as invalid. \*\*\*7 High level of rapid guessing has invalidated test.

Summary data for groups of less than 10 are generally suppressed because they are not statistically reliable.

\* This data is not available for reporting. Please refer to help and documentation for more information.

Lexile® is a trademark of MetaMetrics, Inc., and is registered in the United States and abroad.



# Grade Report

## Grade 7

**Term:** Winter 2019-2020  
**District:** TEACH Public Schools  
**School:** TEACH Academy of Technologies

**Norms Reference Data:** 2015  
**Weeks of Instruction:** 20 (Winter 2020)  
**Grouping:** Ethnicity  
**Small Group Display:** Yes

### Language Usage

Ethnicity: H

Summary	
Total Students With Valid Growth Test Scores	86
Mean RIT	202
Standard Deviation	15.5
District Grade Level Mean RIT	*
Students At or Above District Grade Level Mean RIT	*
Norm Grade Level Mean RIT	216.5
Students At or Above Norm Grade Level Mean RIT	17

Overall Performance	Lo %ile < 21		LoAvg %ile 21-40		Avg %ile 41-60		HiAvg %ile 61-80		Hi %ile > 80		Mean RIT (+/- Smp Err)	Std Dev
	count	%	count	%	count	%	count	%	count	%		
Ethnicity: H	49	57%	14	16%	15	17%	6	7%	2	2%	200-202-204	15.5

### Explanatory Notes

Tests shown in gray are excluded from summary statistics. Either the test occurred outside the testing window for a term, had an invalid score, or was a repeat test for a student within a term.

Test Invalidation Reasons: \*\*\*1 The test duration was too short to provide a valid result. \*\*\*2 The overall RIT score for this test is above the valid range. \*\*\*3 The overall RIT score for this test is below the valid range.

\*\*\*4 The standard error for this test is below acceptable limits. \*\*\*5 The standard error for this test is above acceptable limits. \*\*\*6 The test has been identified as invalid. \*\*\*7 High level of rapid guessing has invalidated test.

Summary data for groups of less than 10 are generally suppressed because they are not statistically reliable.

\* This data is not available for reporting. Please refer to help and documentation for more information.

Lexile® is a trademark of MetaMetrics, Inc., and is registered in the United States and abroad.

# Coversheet

## TEACH Tech Charter High School

**Section:** V. School Site Reports  
**Item:** B. TEACH Tech Charter High School  
**Purpose:** FYI  
**Submitted by:**  
**Related Material:** Camp Whittle.pdf  
FebruaryTEACH\_TechMonthlyBoardReport\_192014.pdf  
Grade9.pdf  
Grade10.pdf  
Grade11.pdf



**FOR YOUTH DEVELOPMENT®  
FOR HEALTHY LIVING  
FOR SOCIAL RESPONSIBILITY**

**YMCA OF METROPOLITAN LOS ANGELES CAMPING**

PO Box 70 Fawnskin, CA 92333  
(P) 909 866 3000 (F) 909 866 5065  
(E) camp@ymcala.org (W) www.ymcala.org

**Shane Ellis**  
**TEACH Public Schools**  
**10616 S. Western Ave.**  
**Los Angeles, CA 90044**

**January 10, 2020**

**YMCA Camp Whittle Use Agreement**

**GROUP INFORMATION**

Name:	<b>TEACH Public Schools</b>	Booking Name:	<b>Teach Tech Charter High School 2020</b>
Address:	<b>10616 S. Western Ave.</b>	Booking Leader:	<b>Shane Ellis</b>
City/State/Zip:	<b>Los Angeles, CA 90044</b>	Contact Email:	<b>Sellis@teachps.org</b>
Reservation Date:	<b>January 10, 2020</b>	Contact Phone:	<b>323-872-0707 (Work)</b>

**DATES/FACILITIES**

**YMCA CAMP Whittle**

See Page 2 for specific facilities.

Arrival Date:	<b>May 8, 2020</b>	Departure Date:	<b>May 10, 2020</b>
Arrival Time:	<b>3:00 PM</b>	Departure Time:	<b>10:00 AM</b>
First Meal:	<b>Friday Dinner</b>	Last Meal:	<b>Sunday Breakfast</b>

**Approximate Fees**

Rate Per Person:	<b>\$136</b>	Minimum:	<b>\$6,120.00</b>	Deposit:	<b>0</b>
Expected #	<b>57</b>	Total Paid:			
Guranteed	<b>45.6 *</b>				

**PROGRAM/SPECIAL REQUESTS**

Please contact the Camping Services office with additional program requests.

**Notes:** Guaranteed minimum of 45 ppl. Rate of \$136 per person includes 2 nights, 5 meals, and 1 day program. Signed contract due 1/31/20, contracts received after 1/31 will be at a rate of \$146 pp, pending availability. 50% deposit due 2/28/20. Certificate of Insurance due 4/8/20. Final balance, complete roster & liability waivers due at check-in. Students without waivers not allowed at camp.

**TERMS AND CONDITIONS**

TEACH Public Schools and YMCA Camping Services agree to the uses and fees as stated as well as all policies, guidelines, and procedures noted on the attachments to this agreement and noted in YMCA Group Planning Guide. TEACH Public Schools further agrees to indemnify the YMCA of Metropolitan Los Angeles against loss, damage, or expense from any accident or occurrence during group's tenancy of the camp, or any occurrence that in any way related to group's occupancy or activity. This indemnity shall cover injury or damage to any person or property, whether occurring upon or about the leased premises, during the trip to or from said camp, or in any way related to group's presence in the camp or any part thereof. Further, this indemnity shall protect the YMCA of Metropolitan Los Angeles, including it's directors and officers, against action by any member of TEACH Public Schools, or any person claiming through or under said group.

\_\_\_\_\_ Date: \_\_\_\_\_

**TEACH Public Schools**

\* 80% of available lodge space

\_\_\_\_\_ Date: \_\_\_\_\_

**YMCA Camping Services**

**Cancellation Schedule:**

At the time a reservation is made, a 50% deposit of contract amount is due (fully refundable up to 6 months prior In the event you are cancelling a signed contract):

6 months from arrival date, deposit is non-refundable.

3 months from arrival date, 70% of Minimum guarantee will be charged.

Less than 1 month prior to reservation date, 100% of minimum guarantee will be charged.

\_\_\_\_\_ (Initial)

**Rules/Regulations:**

**Smoking:**

I/We understand there is no smoking allowed in any building or on the grounds of any YMCA Camp facility and that a \$250 charge will be added to my check-out payment if any evidence of smoking occurs with Teach Tech Charter High School 2020.

\_\_\_\_\_ (Initial)

**Alcohol:**

Alcohol is not allowed on camp property. An additional cleaning charge of \$500 will be added to your invoice if we find any evidence of alcohol use. Also please see your contract agreement

\_\_\_\_\_ (Initial)

**Pets:**

Pets of any kind (with the exception of guide dogs with current medical paperwork) are not permitted at any YMCA Camp facility. Any evidence of pets staying on site will result in a \$250 charge being added to the check-out payment.

\_\_\_\_\_ (Initial)

**Damage:**

Upon arrival groups will be given Check-in Sheets to report any existing damage within 2 hours of their arrival.

Any damage or vandalism done during your stay at any YMCA Camp facility is subject to a minimum repair charge of \$30.00 and will be added to the final payment

\_\_\_\_\_ (Initial)

**Cleaning:**

We ask that you please properly dispose of your trash and turn off any lights when you depart.

Any excess cleaning as a result of groups not following check-out procedure sheet will result in a minimum of a \$30.00 cleaning charge being added to the check-out payment.

\_\_\_\_\_ (Initial)

**Additional Staff Requirements:**

Camping Services requires rental groups to provide a staff member to be on duty at each swimming location and must have a current nationally recognized Lifeguard Certificate, unless otherwise prearranged with camp.

\_\_\_\_\_ (Initial)

**First Aid/Emergency Care:**

Camping Services assumes no responsibility for medical treatment of our group members. Your group is required to provide an adult, on-site Health Care Provider at all times and it is advised that the HCP have nationally recognized CPR certification and be able to administer medication. For Youth and Child groups we also advise there to be an adult with nationally recognized First Aid certification.

\_\_\_\_\_ (Initial)

**Program Additional Fees: (Camp Whittle non summer only)**

Horses, the pool and lakefront activities use at an additional \$10 per person per activity.

Camping Services requires from Special Use Groups to have a staff member on duty for Ropes Course activities that is certified by a nationally provider and prior to leading activities Camp Staff will evaluate skills. A Ropes Course Host will be provided by Camping Services

\_\_\_\_\_ (Initial)

I have read and understand Camping Services Planning Guide.

\_\_\_\_\_ (Initial)



Specific Facility Reservations and Charges
--

**Accommodations**

*Whittle*

Name	From	To	Notes
North Village - Cabin 11	May 8 3:00 PM	May 10 10:00 AM	
North Village - Cabin 12	May 8 3:00 PM	May 10 10:00 AM	
North Village - Cabin 13	May 8 3:00 PM	May 10 10:00 AM	
North Village - Cabin 14	May 8 3:00 PM	May 10 10:00 AM	
North Village - Cabin 15	May 8 3:00 PM	May 10 10:00 AM	
North Village - Cabin 16	May 8 3:00 PM	May 10 10:00 AM	

**Teach Tech Charter High School 2020 : 05/08/20 to 05/10/20 57 Participants**

**Charges**

Date	Description	Total
Jan 10, 2020	\$136 pp for 2 nights/5 meals/1 day program	\$6,120.00
<b>Totals:</b>		<b>\$6,120.00</b>

**CONFIDENTIAL**

**TEACH Public Schools  
TEACH Tech Charter High School  
Monthly Board Report**

**For the Month of:  
Feb-20**

**CONFIDENTIAL**

TEACH Public Schools - TEACH Technology: School Goals Report 2019-20

**Enrollment and Turnover**

**Goal:** Maintain minimum enrollment level of 420 students and keep attrition below 3 students

**Summary Status:** Currently increasing recruitment efforts to target 404 and maintain ADA

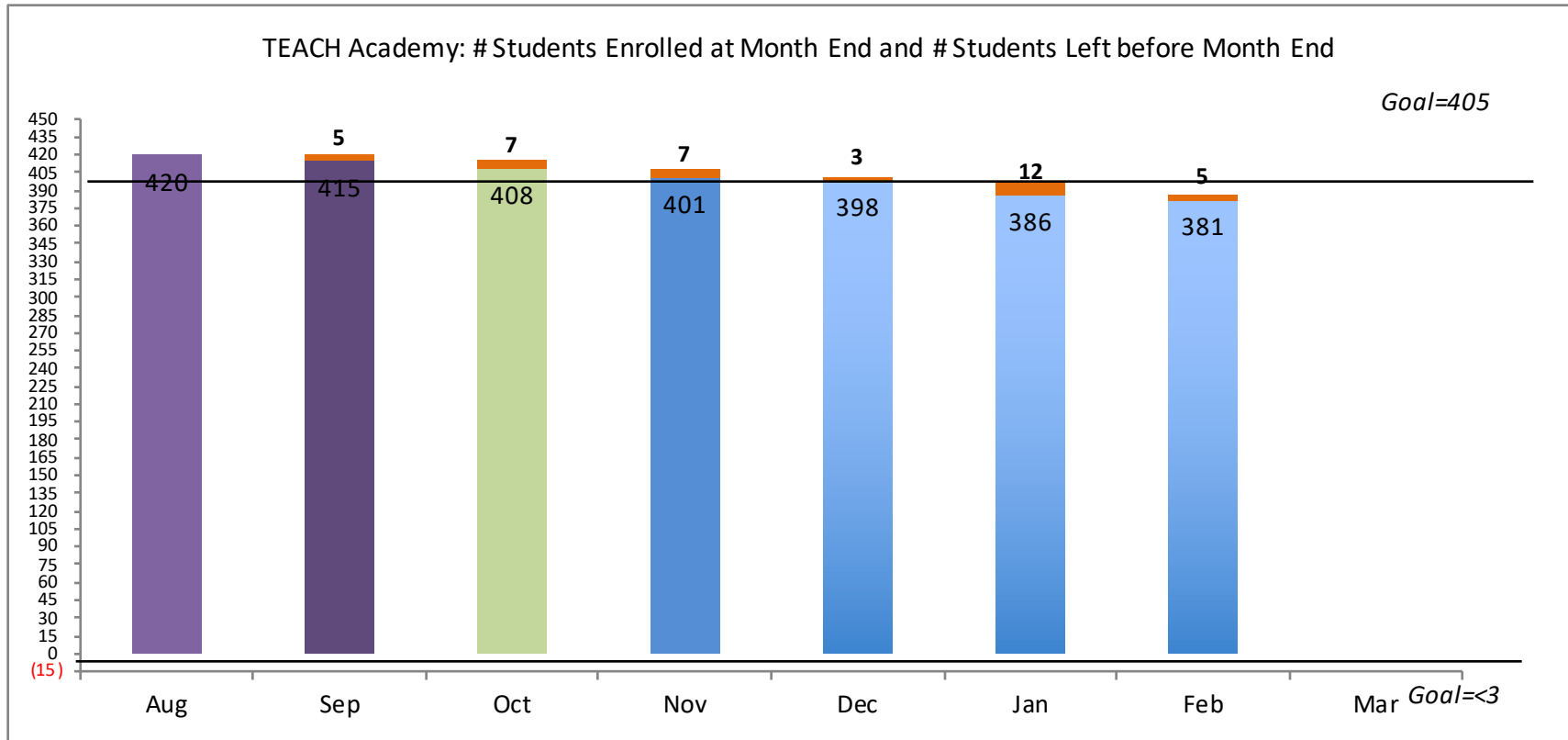


Chart Notes: 19-20 Annual is an average across months year to date.

**Notes (Implemented Strategies &/or Challenges):**

- a) We had the most decline at the switch of the semester.
- b) Exit survey is needed
- c) Schol Climate Survey needed

TEACH Public Schools - TEACH Techology Charter High School: School Goals Report 2019-20

**Student Attendance**

**Goal:** Maintain a 96% or above average daily attendance (LCAP Goal 4)

**Summary Status:** Will focus on declines utilizing parent square to contact parents

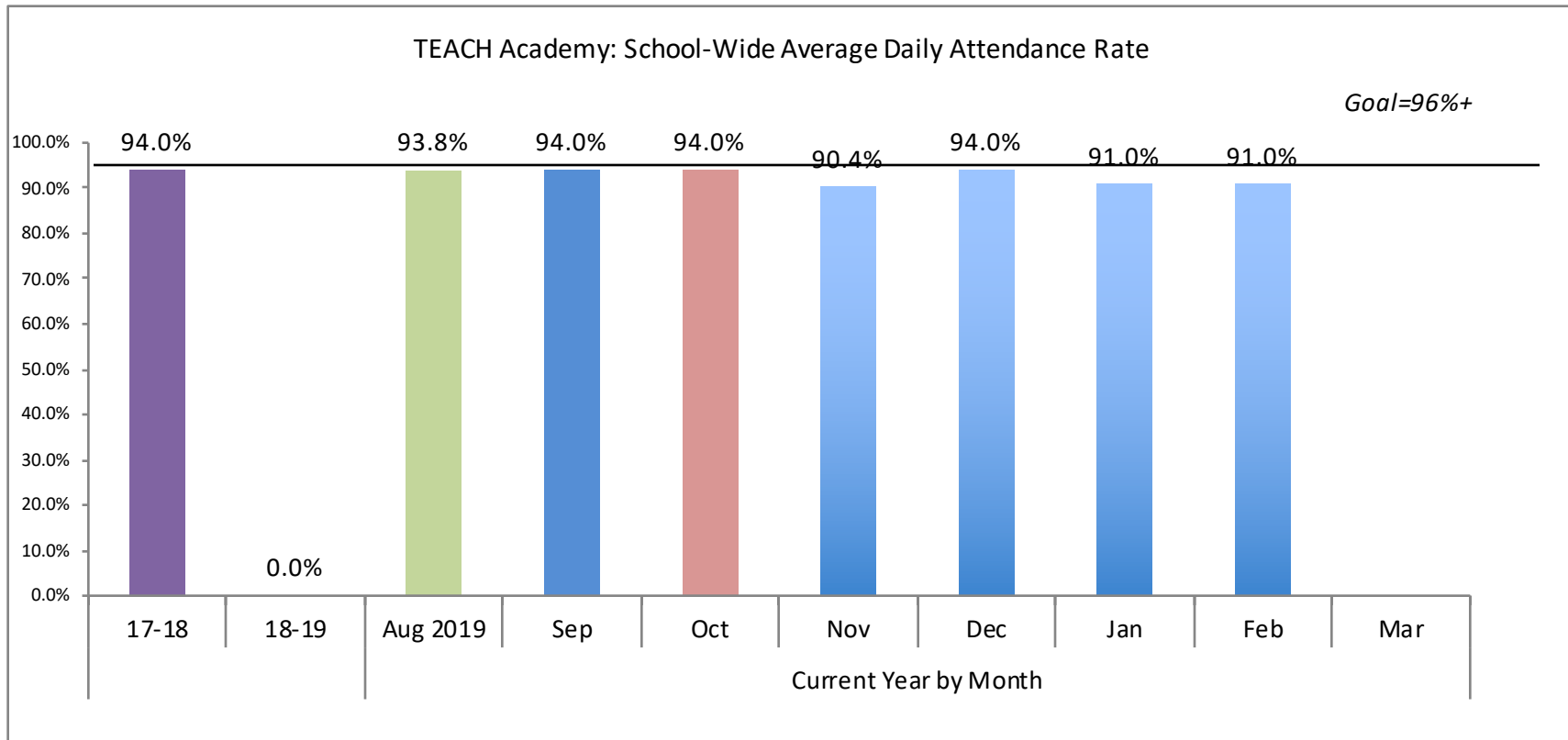


Chart Notes: 17-18 Annual is included for comparison purpose; 18-19 Annual is an average across months year to date.

**Notes (Implemented Strategies &/or Challenges):**

- a) We actively call students with multiple absences.
- b) We have started a "SART" like process. (Send mailers, meet with parents and placing students on an attendance agreement.)
- c) Offer Independent studies for students that cannot attend school (short term).

TEACH Public Schools - TEACH Academy of Technologies: School Goals Report 2018-19

**Academics - Student Grades**

**Goal:** 90% of students receive passing grades in all core class subjects

**Summary Status:** Increase of passage of classes

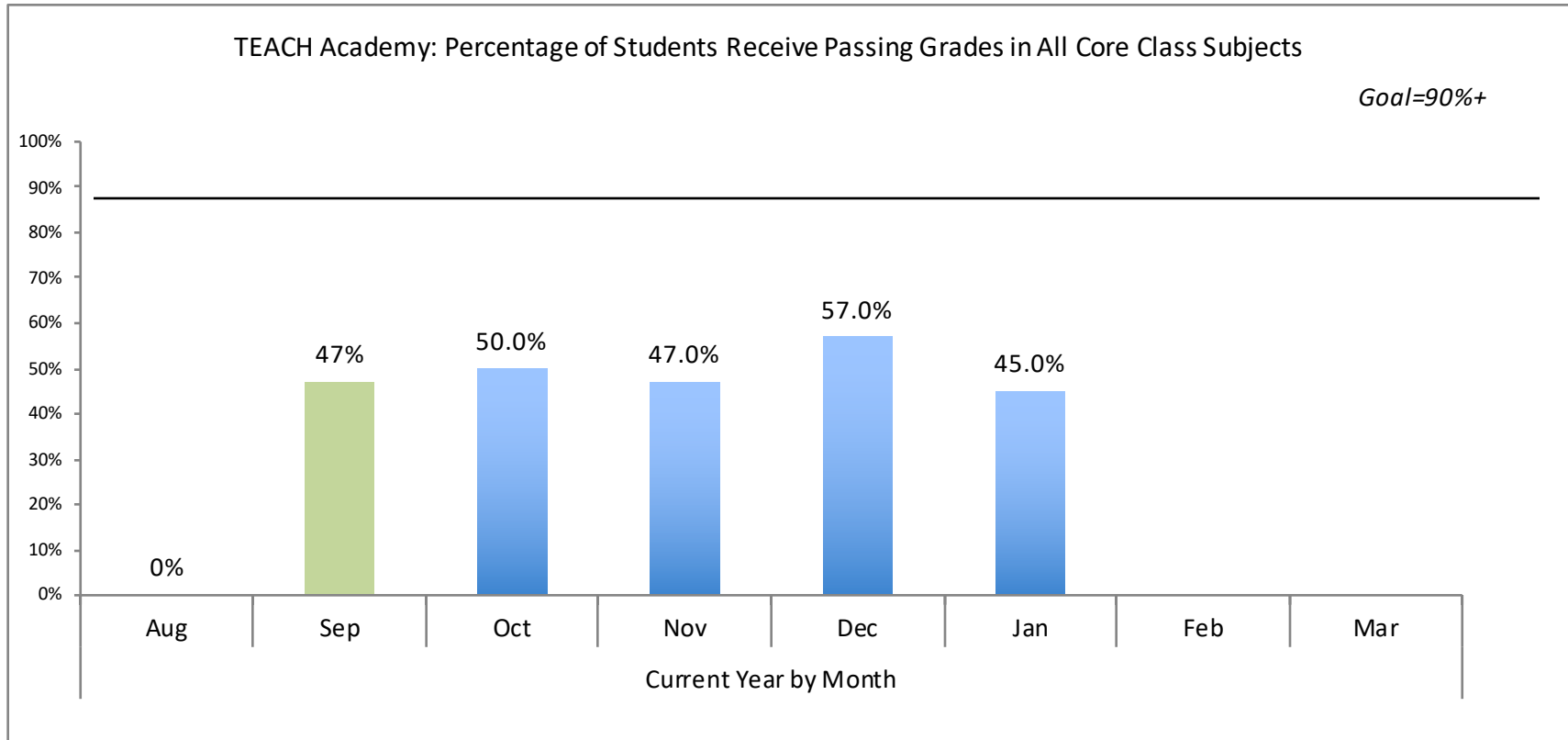


Chart Notes: Passing grade is defined as 2 or higher

**Notes (Implemented Strategies &/or Challenges):**

- a) We encourage students to attend tutoring.
- b) We sent a parent square message to all student with one or more fail.
- c)

TEACH Public Schools - TEACH Academy of Technologies: School Goals Report 2018-19

**Student Suspensions**

**Goal:** Maintain a suspension rate below 3% (LCAP Goal 6)

**Summary Status:** Working with LACOE on alternatives to suspension

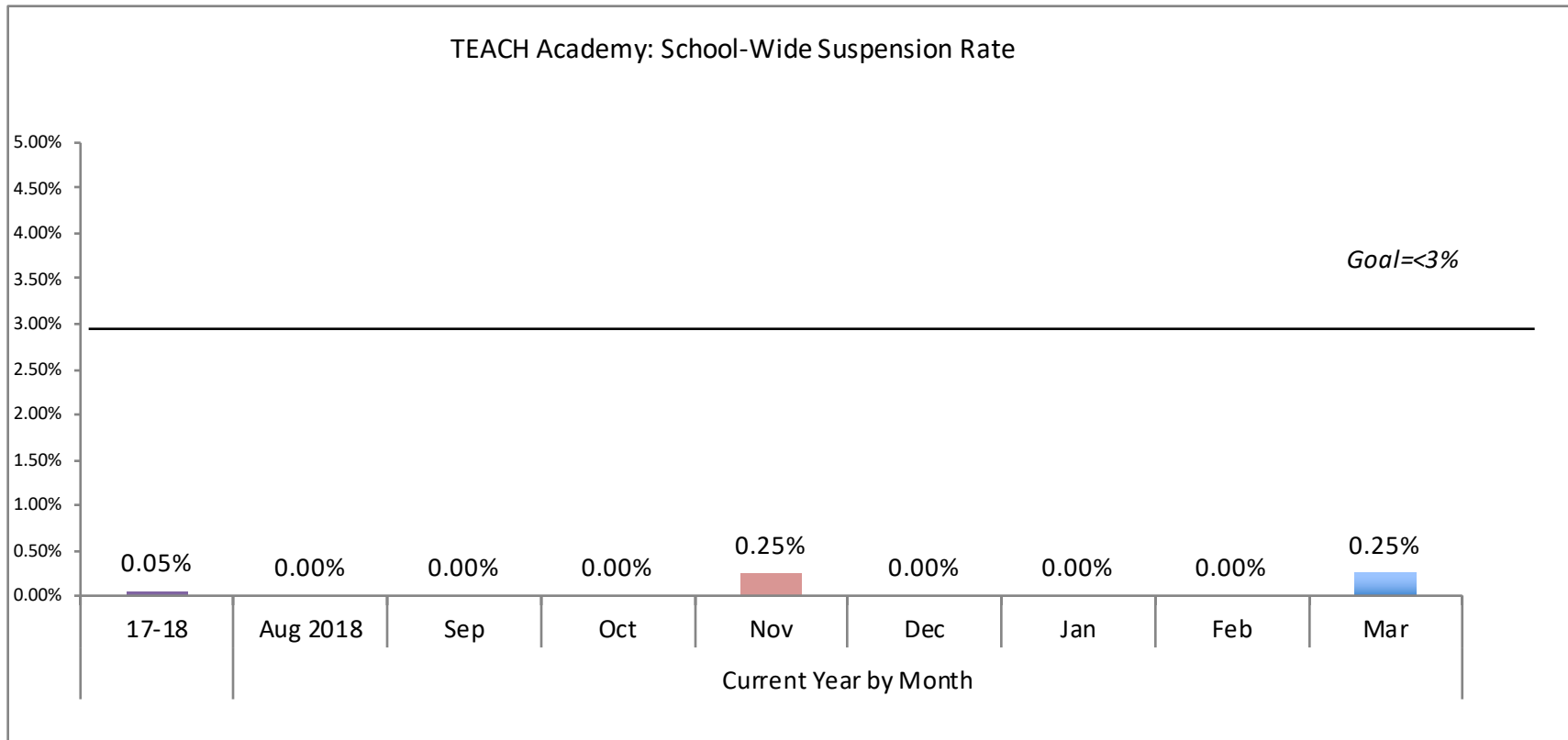


Chart Notes: 17-18 Annual is an average across months year to date. 18-19 Annual is an average across months year to date.

**Notes (Implemented Strategies &/or Challenges):**


- a) School will continue to work with LACOE's PBIS support
- b) We are starting March 7th, 14th, 21th and 28th
- c)



- 1) SAT Prep
- 2) Summer Programs









# Grade Report

## Grade 9

**Term:** Winter 2019-2020  
**District:** TEACH Public Schools  
**School:** TEACH Tech Charter High School

**Norms Reference Data:** 2015  
**Weeks of Instruction:** 20 (Winter 2020)  
**Grouping:** Ethnicity  
**Small Group Display:** Yes

### Mathematics

Summary	
Total Students With Valid Growth Test Scores	117
Mean RIT	208.6
Standard Deviation	15.7
District Grade Level Mean RIT	*
Students At or Above District Grade Level Mean RIT	*
Norm Grade Level Mean RIT	232.2
Students At or Above Norm Grade Level Mean RIT	9

Overall Performance	Lo %ile < 21		LoAvg %ile 21-40		Avg %ile 41-60		HiAvg %ile 61-80		Hi %ile > 80		Mean RIT (+/- Smp Err)	Std Dev
	count	%	count	%	count	%	count	%	count	%		
Mathematics	82	70%	20	17%	10	9%	4	3%	1	1%	207-209-210	15.7

### Explanatory Notes

Tests shown in gray are excluded from summary statistics. Either the test occurred outside the testing window for a term, had an invalid score, or was a repeat test for a student within a term.

Test Invalidation Reasons: \*\*\*1 The test duration was too short to provide a valid result. \*\*\*2 The overall RIT score for this test is above the valid range. \*\*\*3 The overall RIT score for this test is below the valid range.

\*\*\*4 The standard error for this test is below acceptable limits. \*\*\*5 The standard error for this test is above acceptable limits. \*\*\*6 The test has been identified as invalid. \*\*\*7 High level of rapid guessing has invalidated test.

Summary data for groups of less than 10 are generally suppressed because they are not statistically reliable.

\* This data is not available for reporting. Please refer to help and documentation for more information.

Lexile® is a trademark of MetaMetrics, Inc., and is registered in the United States and abroad.



# Grade Report

## Grade 9

**Term:** Winter 2019-2020  
**District:** TEACH Public Schools  
**School:** TEACH Tech Charter High School

**Norms Reference Data:** 2015  
**Weeks of Instruction:** 20 (Winter 2020)  
**Grouping:** Ethnicity  
**Small Group Display:** Yes

### Mathematics

#### Ethnicity: B

Summary	
Total Students With Valid Growth Test Scores	47
Mean RIT	206.9
Standard Deviation	15.8
District Grade Level Mean RIT	*
Students At or Above District Grade Level Mean RIT	*
Norm Grade Level Mean RIT	232.2
Students At or Above Norm Grade Level Mean RIT	2

Overall Performance	Lo %ile < 21		LoAvg %ile 21-40		Avg %ile 41-60		HiAvg %ile 61-80		Hi %ile > 80		Mean RIT (+/- Smp Err)	Std Dev
	count	%	count	%	count	%	count	%	count	%		
Ethnicity: B	34	72%	9	19%	2	4%	2	4%	0	0%	205-207-209	15.8

#### Explanatory Notes

Tests shown in gray are excluded from summary statistics. Either the test occurred outside the testing window for a term, had an invalid score, or was a repeat test for a student within a term.

Test Invalidation Reasons: \*\*\*1 The test duration was too short to provide a valid result. \*\*\*2 The overall RIT score for this test is above the valid range. \*\*\*3 The overall RIT score for this test is below the valid range.

\*\*\*4 The standard error for this test is below acceptable limits. \*\*\*5 The standard error for this test is above acceptable limits. \*\*\*6 The test has been identified as invalid. \*\*\*7 High level of rapid guessing has invalidated test.

Summary data for groups of less than 10 are generally suppressed because they are not statistically reliable.

\* This data is not available for reporting. Please refer to help and documentation for more information.

Lexile® is a trademark of MetaMetrics, Inc., and is registered in the United States and abroad.



# Grade Report

## Grade 9

**Term:** Winter 2019-2020  
**District:** TEACH Public Schools  
**School:** TEACH Tech Charter High School

**Norms Reference Data:** 2015  
**Weeks of Instruction:** 20 (Winter 2020)  
**Grouping:** Ethnicity  
**Small Group Display:** Yes

### Mathematics

Ethnicity: H

Summary	
Total Students With Valid Growth Test Scores	69
Mean RIT	209.9
Standard Deviation	15.7
District Grade Level Mean RIT	*
Students At or Above District Grade Level Mean RIT	*
Norm Grade Level Mean RIT	232.2
Students At or Above Norm Grade Level Mean RIT	7

Overall Performance	Lo %ile < 21		LoAvg %ile 21-40		Avg %ile 41-60		HiAvg %ile 61-80		Hi %ile > 80		Mean RIT (+/- Smp Err)	Std Dev
	count	%	count	%	count	%	count	%	count	%		
Ethnicity: H	47	68%	11	16%	8	12%	2	3%	1	1%	208-210-212	15.7

### Explanatory Notes

Tests shown in gray are excluded from summary statistics. Either the test occurred outside the testing window for a term, had an invalid score, or was a repeat test for a student within a term.

Test Invalidation Reasons: \*\*\*1 The test duration was too short to provide a valid result. \*\*\*2 The overall RIT score for this test is above the valid range. \*\*\*3 The overall RIT score for this test is below the valid range.

\*\*\*4 The standard error for this test is below acceptable limits. \*\*\*5 The standard error for this test is above acceptable limits. \*\*\*6 The test has been identified as invalid. \*\*\*7 High level of rapid guessing has invalidated test.

Summary data for groups of less than 10 are generally suppressed because they are not statistically reliable.

\* This data is not available for reporting. Please refer to help and documentation for more information.

Lexile® is a trademark of MetaMetrics, Inc., and is registered in the United States and abroad.



# Grade Report

## Grade 9

**Term:** Winter 2019-2020  
**District:** TEACH Public Schools  
**School:** TEACH Tech Charter High School

**Norms Reference Data:** 2015  
**Weeks of Instruction:** 20 (Winter 2020)  
**Grouping:** Ethnicity  
**Small Group Display:** Yes

### Mathematics

#### Ethnicity: I

Summary	
Total Students With Valid Growth Test Scores	1
Mean RIT	200
Standard Deviation	*
District Grade Level Mean RIT	*
Students At or Above District Grade Level Mean RIT	*
Norm Grade Level Mean RIT	232.2
Students At or Above Norm Grade Level Mean RIT	0

Overall Performance	Lo %ile < 21		LoAvg %ile 21-40		Avg %ile 41-60		HiAvg %ile 61-80		Hi %ile > 80		Mean RIT (+/- Smp Err)	Std Dev
	count	%	count	%	count	%	count	%	count	%		
Ethnicity: I	1	100%	0	0%	0	0%	0	0%	0	0%	200-200-200	*

#### Explanatory Notes

Tests shown in gray are excluded from summary statistics. Either the test occurred outside the testing window for a term, had an invalid score, or was a repeat test for a student within a term.

Test Invalidation Reasons: \*\*\*1 The test duration was too short to provide a valid result. \*\*\*2 The overall RIT score for this test is above the valid range. \*\*\*3 The overall RIT score for this test is below the valid range.

\*\*\*4 The standard error for this test is below acceptable limits. \*\*\*5 The standard error for this test is above acceptable limits. \*\*\*6 The test has been identified as invalid. \*\*\*7 High level of rapid guessing has invalidated test.

Summary data for groups of less than 10 are generally suppressed because they are not statistically reliable.

\* This data is not available for reporting. Please refer to help and documentation for more information.

Lexile® is a trademark of MetaMetrics, Inc., and is registered in the United States and abroad.



# Grade Report

## Grade 9

**Term:** Winter 2019-2020  
**District:** TEACH Public Schools  
**School:** TEACH Tech Charter High School

**Norms Reference Data:** 2015  
**Weeks of Instruction:** 20 (Winter 2020)  
**Grouping:** Ethnicity  
**Small Group Display:** Yes

### Reading

Summary	
Total Students With Valid Growth Test Scores	115
Mean RIT	202.8
Standard Deviation	20
District Grade Level Mean RIT	*
Students At or Above District Grade Level Mean RIT	*
Norm Grade Level Mean RIT	221.3
Students At or Above Norm Grade Level Mean RIT	19

Overall Performance	Lo %ile < 21		LoAvg %ile 21-40		Avg %ile 41-60		HiAvg %ile 61-80		Hi %ile > 80		Mean RIT (+/- Smp Err)	Std Dev
	count	%	count	%	count	%	count	%	count	%		
Reading	69	60%	20	17%	10	9%	11	10%	5	4%	201-203-205	20

### Explanatory Notes

Tests shown in gray are excluded from summary statistics. Either the test occurred outside the testing window for a term, had an invalid score, or was a repeat test for a student within a term.

Test Invalidation Reasons: \*\*\*1 The test duration was too short to provide a valid result. \*\*\*2 The overall RIT score for this test is above the valid range. \*\*\*3 The overall RIT score for this test is below the valid range.

\*\*\*4 The standard error for this test is below acceptable limits. \*\*\*5 The standard error for this test is above acceptable limits. \*\*\*6 The test has been identified as invalid. \*\*\*7 High level of rapid guessing has invalidated test.

Summary data for groups of less than 10 are generally suppressed because they are not statistically reliable.

\* This data is not available for reporting. Please refer to help and documentation for more information.

Lexile® is a trademark of MetaMetrics, Inc., and is registered in the United States and abroad.



# Grade Report

## Grade 9

**Term:** Winter 2019-2020  
**District:** TEACH Public Schools  
**School:** TEACH Tech Charter High School

**Norms Reference Data:** 2015  
**Weeks of Instruction:** 20 (Winter 2020)  
**Grouping:** Ethnicity  
**Small Group Display:** Yes

### Reading

#### Ethnicity: B

Summary	
Total Students With Valid Growth Test Scores	42
Mean RIT	204.3
Standard Deviation	18.9
District Grade Level Mean RIT	*
Students At or Above District Grade Level Mean RIT	*
Norm Grade Level Mean RIT	221.3
Students At or Above Norm Grade Level Mean RIT	8

Overall Performance	Lo %ile < 21		LoAvg %ile 21-40		Avg %ile 41-60		HiAvg %ile 61-80		Hi %ile > 80		Mean RIT (+/- Smp Err)	Std Dev
	count	%	count	%	count	%	count	%	count	%		
Ethnicity: B	26	62%	6	14%	3	7%	6	14%	1	2%	201-204-207	18.9

#### Explanatory Notes

Tests shown in gray are excluded from summary statistics. Either the test occurred outside the testing window for a term, had an invalid score, or was a repeat test for a student within a term.

Test Invalidation Reasons: \*\*\*1 The test duration was too short to provide a valid result. \*\*\*2 The overall RIT score for this test is above the valid range. \*\*\*3 The overall RIT score for this test is below the valid range.

\*\*\*4 The standard error for this test is below acceptable limits. \*\*\*5 The standard error for this test is above acceptable limits. \*\*\*6 The test has been identified as invalid. \*\*\*7 High level of rapid guessing has invalidated test.

Summary data for groups of less than 10 are generally suppressed because they are not statistically reliable.

\* This data is not available for reporting. Please refer to help and documentation for more information.

Lexile® is a trademark of MetaMetrics, Inc., and is registered in the United States and abroad.



# Grade Report

**Grade 9**

**Term:** Winter 2019-2020  
**District:** TEACH Public Schools  
**School:** TEACH Tech Charter High School

**Norms Reference Data:** 2015  
**Weeks of Instruction:** 20 (Winter 2020)  
**Grouping:** Ethnicity  
**Small Group Display:** Yes

## Reading

**Ethnicity:** H

Summary	
Total Students With Valid Growth Test Scores	72
Mean RIT	202.1
Standard Deviation	20.7
District Grade Level Mean RIT	*
Students At or Above District Grade Level Mean RIT	*
Norm Grade Level Mean RIT	221.3
Students At or Above Norm Grade Level Mean RIT	11

Overall Performance	Lo %ile < 21		LoAvg %ile 21-40		Avg %ile 41-60		HiAvg %ile 61-80		Hi %ile > 80		Mean RIT (+/- Smp Err)	Std Dev
	count	%	count	%	count	%	count	%	count	%		
Ethnicity: H	42	58%	14	19%	7	10%	5	7%	4	6%	200-202-205	20.7

### Explanatory Notes

Tests shown in gray are excluded from summary statistics. Either the test occurred outside the testing window for a term, had an invalid score, or was a repeat test for a student within a term.

Test Invalidation Reasons: \*\*\*1 The test duration was too short to provide a valid result. \*\*\*2 The overall RIT score for this test is above the valid range. \*\*\*3 The overall RIT score for this test is below the valid range.

\*\*\*4 The standard error for this test is below acceptable limits. \*\*\*5 The standard error for this test is above acceptable limits. \*\*\*6 The test has been identified as invalid. \*\*\*7 High level of rapid guessing has invalidated test.

Summary data for groups of less than 10 are generally suppressed because they are not statistically reliable.

\* This data is not available for reporting. Please refer to help and documentation for more information.

Lexile® is a trademark of MetaMetrics, Inc., and is registered in the United States and abroad.





# Grade Report

## Grade 9

**Term:** Winter 2019-2020  
**District:** TEACH Public Schools  
**School:** TEACH Tech Charter High School

**Norms Reference Data:** 2015  
**Weeks of Instruction:** 20 (Winter 2020)  
**Grouping:** Ethnicity  
**Small Group Display:** Yes

### Reading

#### Ethnicity: I

Summary	
Total Students With Valid Growth Test Scores	1
Mean RIT	188
Standard Deviation	*
District Grade Level Mean RIT	*
Students At or Above District Grade Level Mean RIT	*
Norm Grade Level Mean RIT	221.3
Students At or Above Norm Grade Level Mean RIT	0

Overall Performance	Lo %ile < 21		LoAvg %ile 21-40		Avg %ile 41-60		HiAvg %ile 61-80		Hi %ile > 80		Mean RIT (+/- Smp Err)	Std Dev
	count	%	count	%	count	%	count	%	count	%		
Ethnicity: I	1	100%	0	0%	0	0%	0	0%	0	0%	188-188-188	*

#### Explanatory Notes

Tests shown in gray are excluded from summary statistics. Either the test occurred outside the testing window for a term, had an invalid score, or was a repeat test for a student within a term.

Test Invalidation Reasons: \*\*\*1 The test duration was too short to provide a valid result. \*\*\*2 The overall RIT score for this test is above the valid range. \*\*\*3 The overall RIT score for this test is below the valid range.

\*\*\*4 The standard error for this test is below acceptable limits. \*\*\*5 The standard error for this test is above acceptable limits. \*\*\*6 The test has been identified as invalid. \*\*\*7 High level of rapid guessing has invalidated test.

Summary data for groups of less than 10 are generally suppressed because they are not statistically reliable.

\* This data is not available for reporting. Please refer to help and documentation for more information.

Lexile® is a trademark of MetaMetrics, Inc., and is registered in the United States and abroad.



# Grade Report

## Grade 9

**Term:** Winter 2019-2020  
**District:** TEACH Public Schools  
**School:** TEACH Tech Charter High School

**Norms Reference Data:** 2015  
**Weeks of Instruction:** 20 (Winter 2020)  
**Grouping:** Ethnicity  
**Small Group Display:** Yes

### Language Usage

Summary	
Total Students With Valid Growth Test Scores	108
Mean RIT	203.2
Standard Deviation	18
District Grade Level Mean RIT	*
Students At or Above District Grade Level Mean RIT	*
Norm Grade Level Mean RIT	219.7
Students At or Above Norm Grade Level Mean RIT	18

Overall Performance	Lo %ile < 21		LoAvg %ile 21-40		Avg %ile 41-60		HiAvg %ile 61-80		Hi %ile > 80		Mean RIT (+/- Smp Err)	Std Dev
	count	%	count	%	count	%	count	%	count	%		
Language Usage	57	53%	30	28%	8	7%	10	9%	3	3%	201-203-205	18

### Explanatory Notes

Tests shown in gray are excluded from summary statistics. Either the test occurred outside the testing window for a term, had an invalid score, or was a repeat test for a student within a term.

Test Invalidation Reasons: \*\*\*1 The test duration was too short to provide a valid result. \*\*\*2 The overall RIT score for this test is above the valid range. \*\*\*3 The overall RIT score for this test is below the valid range.

\*\*\*4 The standard error for this test is below acceptable limits. \*\*\*5 The standard error for this test is above acceptable limits. \*\*\*6 The test has been identified as invalid. \*\*\*7 High level of rapid guessing has invalidated test.

Summary data for groups of less than 10 are generally suppressed because they are not statistically reliable.

\* This data is not available for reporting. Please refer to help and documentation for more information.

Lexile® is a trademark of MetaMetrics, Inc., and is registered in the United States and abroad.



# Grade Report

**Grade 9**

**Term:** Winter 2019-2020  
**District:** TEACH Public Schools  
**School:** TEACH Tech Charter High School

**Norms Reference Data:** 2015  
**Weeks of Instruction:** 20 (Winter 2020)  
**Grouping:** Ethnicity  
**Small Group Display:** Yes

## Language Usage

### Ethnicity: B

Summary	
Total Students With Valid Growth Test Scores	41
Mean RIT	203
Standard Deviation	15.6
District Grade Level Mean RIT	*
Students At or Above District Grade Level Mean RIT	*
Norm Grade Level Mean RIT	219.7
Students At or Above Norm Grade Level Mean RIT	7

Overall Performance	Lo %ile < 21		LoAvg %ile 21-40		Avg %ile 41-60		HiAvg %ile 61-80		Hi %ile > 80		Mean RIT (+/- Smp Err)	Std Dev
	count	%	count	%	count	%	count	%	count	%		
Ethnicity: B	23	56%	11	27%	3	7%	4	10%	0	0%	201-203-205	15.6

### Explanatory Notes

Tests shown in gray are excluded from summary statistics. Either the test occurred outside the testing window for a term, had an invalid score, or was a repeat test for a student within a term.

Test Invalidation Reasons: \*\*\*1 The test duration was too short to provide a valid result. \*\*\*2 The overall RIT score for this test is above the valid range. \*\*\*3 The overall RIT score for this test is below the valid range.

\*\*\*4 The standard error for this test is below acceptable limits. \*\*\*5 The standard error for this test is above acceptable limits. \*\*\*6 The test has been identified as invalid. \*\*\*7 High level of rapid guessing has invalidated test.

Summary data for groups of less than 10 are generally suppressed because they are not statistically reliable.

\* This data is not available for reporting. Please refer to help and documentation for more information.

Lexile® is a trademark of MetaMetrics, Inc., and is registered in the United States and abroad.



# Grade Report

## Grade 9

**Term:** Winter 2019-2020  
**District:** TEACH Public Schools  
**School:** TEACH Tech Charter High School

**Norms Reference Data:** 2015  
**Weeks of Instruction:** 20 (Winter 2020)  
**Grouping:** Ethnicity  
**Small Group Display:** Yes

### Language Usage

Ethnicity: H

Summary	
Total Students With Valid Growth Test Scores	66
Mean RIT	203.4
Standard Deviation	19.7
District Grade Level Mean RIT	*
Students At or Above District Grade Level Mean RIT	*
Norm Grade Level Mean RIT	219.7
Students At or Above Norm Grade Level Mean RIT	11

Overall Performance	Lo %ile < 21		LoAvg %ile 21-40		Avg %ile 41-60		HiAvg %ile 61-80		Hi %ile > 80		Mean RIT (+/- Smp Err)	Std Dev
	count	%	count	%	count	%	count	%	count	%		
Ethnicity: H	33	50%	19	29%	5	8%	6	9%	3	5%	201-203-206	19.7

### Explanatory Notes

Tests shown in gray are excluded from summary statistics. Either the test occurred outside the testing window for a term, had an invalid score, or was a repeat test for a student within a term.

Test Invalidation Reasons: \*\*\*1 The test duration was too short to provide a valid result. \*\*\*2 The overall RIT score for this test is above the valid range. \*\*\*3 The overall RIT score for this test is below the valid range.

\*\*\*4 The standard error for this test is below acceptable limits. \*\*\*5 The standard error for this test is above acceptable limits. \*\*\*6 The test has been identified as invalid. \*\*\*7 High level of rapid guessing has invalidated test.

Summary data for groups of less than 10 are generally suppressed because they are not statistically reliable.

\* This data is not available for reporting. Please refer to help and documentation for more information.

Lexile® is a trademark of MetaMetrics, Inc., and is registered in the United States and abroad.



# Grade Report

**Grade 9**

**Term:** Winter 2019-2020  
**District:** TEACH Public Schools  
**School:** TEACH Tech Charter High School

**Norms Reference Data:** 2015  
**Weeks of Instruction:** 20 (Winter 2020)  
**Grouping:** Ethnicity  
**Small Group Display:** Yes

## Language Usage

**Ethnicity: I**

Summary	
Total Students With Valid Growth Test Scores	1
Mean RIT	203
Standard Deviation	*
District Grade Level Mean RIT	*
Students At or Above District Grade Level Mean RIT	*
Norm Grade Level Mean RIT	219.7
Students At or Above Norm Grade Level Mean RIT	0

Overall Performance	Lo %ile < 21		LoAvg %ile 21-40		Avg %ile 41-60		HiAvg %ile 61-80		Hi %ile > 80		Mean RIT (+/- Smp Err)	Std Dev
	count	%	count	%	count	%	count	%	count	%		
<b>Ethnicity: I</b>	1	100%	0	0%	0	0%	0	0%	0	0%	203-203-203	*

### Explanatory Notes

Tests shown in gray are excluded from summary statistics. Either the test occurred outside the testing window for a term, had an invalid score, or was a repeat test for a student within a term.

Test Invalidation Reasons: \*\*\*1 The test duration was too short to provide a valid result. \*\*\*2 The overall RIT score for this test is above the valid range. \*\*\*3 The overall RIT score for this test is below the valid range.

\*\*\*4 The standard error for this test is below acceptable limits. \*\*\*5 The standard error for this test is above acceptable limits. \*\*\*6 The test has been identified as invalid. \*\*\*7 High level of rapid guessing has invalidated test.

Summary data for groups of less than 10 are generally suppressed because they are not statistically reliable.

\* This data is not available for reporting. Please refer to help and documentation for more information.

Lexile® is a trademark of MetaMetrics, Inc., and is registered in the United States and abroad.



# Grade Report

## Grade 10

**Term:** Winter 2019-2020  
**District:** TEACH Public Schools  
**School:** TEACH Tech Charter High School

**Norms Reference Data:** 2015  
**Weeks of Instruction:** 20 (Winter 2020)  
**Grouping:** Ethnicity  
**Small Group Display:** Yes

### Mathematics

Summary	
Total Students With Valid Growth Test Scores	94
Mean RIT	217.8
Standard Deviation	16.2
District Grade Level Mean RIT	*
Students At or Above District Grade Level Mean RIT	*
Norm Grade Level Mean RIT	231.5
Students At or Above Norm Grade Level Mean RIT	15

Overall Performance	Lo %ile < 21		LoAvg %ile 21-40		Avg %ile 41-60		HiAvg %ile 61-80		Hi %ile > 80		Mean RIT (+/- Smp Err)	Std Dev
	count	%	count	%	count	%	count	%	count	%		
Mathematics	44	47%	21	22%	19	20%	7	7%	3	3%	216-218-219	16.2

### Explanatory Notes

Tests shown in gray are excluded from summary statistics. Either the test occurred outside the testing window for a term, had an invalid score, or was a repeat test for a student within a term.

Test Invalidation Reasons: \*\*\*1 The test duration was too short to provide a valid result. \*\*\*2 The overall RIT score for this test is above the valid range. \*\*\*3 The overall RIT score for this test is below the valid range.

\*\*\*4 The standard error for this test is below acceptable limits. \*\*\*5 The standard error for this test is above acceptable limits. \*\*\*6 The test has been identified as invalid. \*\*\*7 High level of rapid guessing has invalidated test.

Summary data for groups of less than 10 are generally suppressed because they are not statistically reliable.

\* This data is not available for reporting. Please refer to help and documentation for more information.

Lexile® is a trademark of MetaMetrics, Inc., and is registered in the United States and abroad.



# Grade Report

## Grade 10

**Term:** Winter 2019-2020  
**District:** TEACH Public Schools  
**School:** TEACH Tech Charter High School

**Norms Reference Data:** 2015  
**Weeks of Instruction:** 20 (Winter 2020)  
**Grouping:** Ethnicity  
**Small Group Display:** Yes

### Mathematics

#### Ethnicity: B

Summary	
Total Students With Valid Growth Test Scores	28
Mean RIT	217.6
Standard Deviation	17.8
District Grade Level Mean RIT	*
Students At or Above District Grade Level Mean RIT	*
Norm Grade Level Mean RIT	231.5
Students At or Above Norm Grade Level Mean RIT	4

Overall Performance	Lo %ile < 21		LoAvg %ile 21-40		Avg %ile 41-60		HiAvg %ile 61-80		Hi %ile > 80		Mean RIT (+/- Smp Err)	Std Dev
	count	%	count	%	count	%	count	%	count	%		
Ethnicity: B	13	46%	6	21%	7	25%	1	4%	1	4%	214-218-221	17.8

#### Explanatory Notes

Tests shown in gray are excluded from summary statistics. Either the test occurred outside the testing window for a term, had an invalid score, or was a repeat test for a student within a term.

Test Invalidation Reasons: \*\*\*1 The test duration was too short to provide a valid result. \*\*\*2 The overall RIT score for this test is above the valid range. \*\*\*3 The overall RIT score for this test is below the valid range.

\*\*\*4 The standard error for this test is below acceptable limits. \*\*\*5 The standard error for this test is above acceptable limits. \*\*\*6 The test has been identified as invalid. \*\*\*7 High level of rapid guessing has invalidated test.

Summary data for groups of less than 10 are generally suppressed because they are not statistically reliable.

\* This data is not available for reporting. Please refer to help and documentation for more information.

Lexile® is a trademark of MetaMetrics, Inc., and is registered in the United States and abroad.



# Grade Report

## Grade 10

**Term:** Winter 2019-2020  
**District:** TEACH Public Schools  
**School:** TEACH Tech Charter High School

**Norms Reference Data:** 2015  
**Weeks of Instruction:** 20 (Winter 2020)  
**Grouping:** Ethnicity  
**Small Group Display:** Yes

### Mathematics

Ethnicity: H

Summary	
Total Students With Valid Growth Test Scores	66
Mean RIT	217.9
Standard Deviation	15.5
District Grade Level Mean RIT	*
Students At or Above District Grade Level Mean RIT	*
Norm Grade Level Mean RIT	231.5
Students At or Above Norm Grade Level Mean RIT	11

Overall Performance	Lo %ile < 21		LoAvg %ile 21-40		Avg %ile 41-60		HiAvg %ile 61-80		Hi %ile > 80		Mean RIT (+/- Smp Err)	Std Dev
	count	%	count	%	count	%	count	%	count	%		
Ethnicity: H	31	47%	15	23%	12	18%	6	9%	2	3%	216-218-220	15.5

### Explanatory Notes

Tests shown in gray are excluded from summary statistics. Either the test occurred outside the testing window for a term, had an invalid score, or was a repeat test for a student within a term.

Test Invalidation Reasons: \*\*\*1 The test duration was too short to provide a valid result. \*\*\*2 The overall RIT score for this test is above the valid range. \*\*\*3 The overall RIT score for this test is below the valid range.

\*\*\*4 The standard error for this test is below acceptable limits. \*\*\*5 The standard error for this test is above acceptable limits. \*\*\*6 The test has been identified as invalid. \*\*\*7 High level of rapid guessing has invalidated test.

Summary data for groups of less than 10 are generally suppressed because they are not statistically reliable.

\* This data is not available for reporting. Please refer to help and documentation for more information.

Lexile® is a trademark of MetaMetrics, Inc., and is registered in the United States and abroad.





# Grade Report

## Grade 10

**Term:** Winter 2019-2020  
**District:** TEACH Public Schools  
**School:** TEACH Tech Charter High School

**Norms Reference Data:** 2015  
**Weeks of Instruction:** 20 (Winter 2020)  
**Grouping:** Ethnicity  
**Small Group Display:** Yes

### Reading

Summary	
Total Students With Valid Growth Test Scores	100
Mean RIT	216.1
Standard Deviation	14.1
District Grade Level Mean RIT	*
Students At or Above District Grade Level Mean RIT	*
Norm Grade Level Mean RIT	221
Students At or Above Norm Grade Level Mean RIT	38

Overall Performance	Lo %ile < 21		LoAvg %ile 21-40		Avg %ile 41-60		HiAvg %ile 61-80		Hi %ile > 80		Mean RIT (+/- Smp Err)	Std Dev
	count	%	count	%	count	%	count	%	count	%		
Reading	23	23%	23	23%	30	30%	19	19%	5	5%	215-216-218	14.1

### Explanatory Notes

Tests shown in gray are excluded from summary statistics. Either the test occurred outside the testing window for a term, had an invalid score, or was a repeat test for a student within a term.

Test Invalidation Reasons: \*\*\*1 The test duration was too short to provide a valid result. \*\*\*2 The overall RIT score for this test is above the valid range. \*\*\*3 The overall RIT score for this test is below the valid range.

\*\*\*4 The standard error for this test is below acceptable limits. \*\*\*5 The standard error for this test is above acceptable limits. \*\*\*6 The test has been identified as invalid. \*\*\*7 High level of rapid guessing has invalidated test.

Summary data for groups of less than 10 are generally suppressed because they are not statistically reliable.

\* This data is not available for reporting. Please refer to help and documentation for more information.

Lexile® is a trademark of MetaMetrics, Inc., and is registered in the United States and abroad.



# Grade Report

## Grade 10

**Term:** Winter 2019-2020  
**District:** TEACH Public Schools  
**School:** TEACH Tech Charter High School

**Norms Reference Data:** 2015  
**Weeks of Instruction:** 20 (Winter 2020)  
**Grouping:** Ethnicity  
**Small Group Display:** Yes

### Reading

#### Ethnicity: B

Summary	
Total Students With Valid Growth Test Scores	35
Mean RIT	215.5
Standard Deviation	13.1
District Grade Level Mean RIT	*
Students At or Above District Grade Level Mean RIT	*
Norm Grade Level Mean RIT	221
Students At or Above Norm Grade Level Mean RIT	8

Overall Performance	Lo %ile < 21		LoAvg %ile 21-40		Avg %ile 41-60		HiAvg %ile 61-80		Hi %ile > 80		Mean RIT (+/- Smp Err)	Std Dev
	count	%	count	%	count	%	count	%	count	%		
Ethnicity: B	5	14%	12	34%	13	37%	4	11%	1	3%	213-216-218	13.1

#### Explanatory Notes

Tests shown in gray are excluded from summary statistics. Either the test occurred outside the testing window for a term, had an invalid score, or was a repeat test for a student within a term.

Test Invalidation Reasons: \*\*\*1 The test duration was too short to provide a valid result. \*\*\*2 The overall RIT score for this test is above the valid range. \*\*\*3 The overall RIT score for this test is below the valid range.

\*\*\*4 The standard error for this test is below acceptable limits. \*\*\*5 The standard error for this test is above acceptable limits. \*\*\*6 The test has been identified as invalid. \*\*\*7 High level of rapid guessing has invalidated test.

Summary data for groups of less than 10 are generally suppressed because they are not statistically reliable.

\* This data is not available for reporting. Please refer to help and documentation for more information.

Lexile® is a trademark of MetaMetrics, Inc., and is registered in the United States and abroad.



# Grade Report

## Grade 10

**Term:** Winter 2019-2020  
**District:** TEACH Public Schools  
**School:** TEACH Tech Charter High School

**Norms Reference Data:** 2015  
**Weeks of Instruction:** 20 (Winter 2020)  
**Grouping:** Ethnicity  
**Small Group Display:** Yes

### Reading

Ethnicity: H

Summary	
Total Students With Valid Growth Test Scores	65
Mean RIT	216.4
Standard Deviation	14.7
District Grade Level Mean RIT	*
Students At or Above District Grade Level Mean RIT	*
Norm Grade Level Mean RIT	221
Students At or Above Norm Grade Level Mean RIT	30

Overall Performance	Lo %ile < 21		LoAvg %ile 21-40		Avg %ile 41-60		HiAvg %ile 61-80		Hi %ile > 80		Mean RIT (+/- Smp Err)	Std Dev
	count	%	count	%	count	%	count	%	count	%		
Ethnicity: H	18	28%	11	17%	17	26%	15	23%	4	6%	215-216-218	14.7

### Explanatory Notes

Tests shown in gray are excluded from summary statistics. Either the test occurred outside the testing window for a term, had an invalid score, or was a repeat test for a student within a term.

Test Invalidation Reasons: \*\*\*1 The test duration was too short to provide a valid result. \*\*\*2 The overall RIT score for this test is above the valid range. \*\*\*3 The overall RIT score for this test is below the valid range.

\*\*\*4 The standard error for this test is below acceptable limits. \*\*\*5 The standard error for this test is above acceptable limits. \*\*\*6 The test has been identified as invalid. \*\*\*7 High level of rapid guessing has invalidated test.

Summary data for groups of less than 10 are generally suppressed because they are not statistically reliable.

\* This data is not available for reporting. Please refer to help and documentation for more information.

Lexile® is a trademark of MetaMetrics, Inc., and is registered in the United States and abroad.



# Grade Report

## Grade 10

**Term:** Winter 2019-2020  
**District:** TEACH Public Schools  
**School:** TEACH Tech Charter High School

**Norms Reference Data:** 2015  
**Weeks of Instruction:** 20 (Winter 2020)  
**Grouping:** Ethnicity  
**Small Group Display:** Yes

### Language Usage

Summary	
Total Students With Valid Growth Test Scores	99
Mean RIT	214.5
Standard Deviation	12.7
District Grade Level Mean RIT	*
Students At or Above District Grade Level Mean RIT	*
Norm Grade Level Mean RIT	219.7
Students At or Above Norm Grade Level Mean RIT	34

Overall Performance	Lo %ile < 21		LoAvg %ile 21-40		Avg %ile 41-60		HiAvg %ile 61-80		Hi %ile > 80		Mean RIT (+/- Smp Err)	Std Dev
	count	%	count	%	count	%	count	%	count	%		
Language Usage	21	21%	35	35%	20	20%	17	17%	6	6%	213-214-216	12.7

### Explanatory Notes

Tests shown in gray are excluded from summary statistics. Either the test occurred outside the testing window for a term, had an invalid score, or was a repeat test for a student within a term.

Test Invalidation Reasons: \*\*\*1 The test duration was too short to provide a valid result. \*\*\*2 The overall RIT score for this test is above the valid range. \*\*\*3 The overall RIT score for this test is below the valid range.

\*\*\*4 The standard error for this test is below acceptable limits. \*\*\*5 The standard error for this test is above acceptable limits. \*\*\*6 The test has been identified as invalid. \*\*\*7 High level of rapid guessing has invalidated test.

Summary data for groups of less than 10 are generally suppressed because they are not statistically reliable.

\* This data is not available for reporting. Please refer to help and documentation for more information.

Lexile® is a trademark of MetaMetrics, Inc., and is registered in the United States and abroad.



# Grade Report

## Grade 10

**Term:** Winter 2019-2020  
**District:** TEACH Public Schools  
**School:** TEACH Tech Charter High School

**Norms Reference Data:** 2015  
**Weeks of Instruction:** 20 (Winter 2020)  
**Grouping:** Ethnicity  
**Small Group Display:** Yes

### Language Usage

#### Ethnicity: B

Summary	
Total Students With Valid Growth Test Scores	33
Mean RIT	214.9
Standard Deviation	9
District Grade Level Mean RIT	*
Students At or Above District Grade Level Mean RIT	*
Norm Grade Level Mean RIT	219.7
Students At or Above Norm Grade Level Mean RIT	6

Overall Performance	Lo %ile < 21		LoAvg %ile 21-40		Avg %ile 41-60		HiAvg %ile 61-80		Hi %ile > 80		Mean RIT (+/- Smp Err)	Std Dev
	count	%	count	%	count	%	count	%	count	%		
Ethnicity: B	4	12%	16	48%	10	30%	2	6%	1	3%	213-215-216	9

#### Explanatory Notes

Tests shown in gray are excluded from summary statistics. Either the test occurred outside the testing window for a term, had an invalid score, or was a repeat test for a student within a term.

Test Invalidation Reasons: \*\*\*1 The test duration was too short to provide a valid result. \*\*\*2 The overall RIT score for this test is above the valid range. \*\*\*3 The overall RIT score for this test is below the valid range.

\*\*\*4 The standard error for this test is below acceptable limits. \*\*\*5 The standard error for this test is above acceptable limits. \*\*\*6 The test has been identified as invalid. \*\*\*7 High level of rapid guessing has invalidated test.

Summary data for groups of less than 10 are generally suppressed because they are not statistically reliable.

\* This data is not available for reporting. Please refer to help and documentation for more information.

Lexile® is a trademark of MetaMetrics, Inc., and is registered in the United States and abroad.



# Grade Report

## Grade 10

**Term:** Winter 2019-2020  
**District:** TEACH Public Schools  
**School:** TEACH Tech Charter High School

**Norms Reference Data:** 2015  
**Weeks of Instruction:** 20 (Winter 2020)  
**Grouping:** Ethnicity  
**Small Group Display:** Yes

### Language Usage

Ethnicity: H

Summary	
Total Students With Valid Growth Test Scores	66
Mean RIT	214.3
Standard Deviation	14.2
District Grade Level Mean RIT	*
Students At or Above District Grade Level Mean RIT	*
Norm Grade Level Mean RIT	219.7
Students At or Above Norm Grade Level Mean RIT	28

Overall Performance	Lo %ile < 21		LoAvg %ile 21-40		Avg %ile 41-60		HiAvg %ile 61-80		Hi %ile > 80		Mean RIT (+/- Smp Err)	Std Dev
	count	%	count	%	count	%	count	%	count	%		
Ethnicity: H	17	26%	19	29%	10	15%	15	23%	5	8%	212-214-216	14.2

### Explanatory Notes

Tests shown in gray are excluded from summary statistics. Either the test occurred outside the testing window for a term, had an invalid score, or was a repeat test for a student within a term.

Test Invalidation Reasons: \*\*\*1 The test duration was too short to provide a valid result. \*\*\*2 The overall RIT score for this test is above the valid range. \*\*\*3 The overall RIT score for this test is below the valid range.

\*\*\*4 The standard error for this test is below acceptable limits. \*\*\*5 The standard error for this test is above acceptable limits. \*\*\*6 The test has been identified as invalid. \*\*\*7 High level of rapid guessing has invalidated test.

Summary data for groups of less than 10 are generally suppressed because they are not statistically reliable.

\* This data is not available for reporting. Please refer to help and documentation for more information.

Lexile® is a trademark of MetaMetrics, Inc., and is registered in the United States and abroad.



# Grade Report

## Grade 11

**Term:** Winter 2019-2020  
**District:** TEACH Public Schools  
**School:** TEACH Tech Charter High School

**Norms Reference Data:** 2015  
**Weeks of Instruction:** 20 (Winter 2020)  
**Grouping:** Ethnicity  
**Small Group Display:** Yes

### Mathematics

Summary	
Total Students With Valid Growth Test Scores	82
Mean RIT	231.7
Standard Deviation	13.1
District Grade Level Mean RIT	*
Students At or Above District Grade Level Mean RIT	*
Norm Grade Level Mean RIT	234.4
Students At or Above Norm Grade Level Mean RIT	35

Overall Performance	Lo %ile < 21		LoAvg %ile 21-40		Avg %ile 41-60		HiAvg %ile 61-80		Hi %ile > 80		Mean RIT (+/- Smp Err)	Std Dev
	count	%	count	%	count	%	count	%	count	%		
Mathematics	14	17%	24	29%	22	27%	15	18%	7	9%	230-232-233	13.1

### Explanatory Notes

Tests shown in gray are excluded from summary statistics. Either the test occurred outside the testing window for a term, had an invalid score, or was a repeat test for a student within a term.

Test Invalidation Reasons: \*\*\*1 The test duration was too short to provide a valid result. \*\*\*2 The overall RIT score for this test is above the valid range. \*\*\*3 The overall RIT score for this test is below the valid range.

\*\*\*4 The standard error for this test is below acceptable limits. \*\*\*5 The standard error for this test is above acceptable limits. \*\*\*6 The test has been identified as invalid. \*\*\*7 High level of rapid guessing has invalidated test.

Summary data for groups of less than 10 are generally suppressed because they are not statistically reliable.

\* This data is not available for reporting. Please refer to help and documentation for more information.

Lexile® is a trademark of MetaMetrics, Inc., and is registered in the United States and abroad.



# Grade Report

## Grade 11

**Term:** Winter 2019-2020  
**District:** TEACH Public Schools  
**School:** TEACH Tech Charter High School

**Norms Reference Data:** 2015  
**Weeks of Instruction:** 20 (Winter 2020)  
**Grouping:** Ethnicity  
**Small Group Display:** Yes

### Mathematics

#### Ethnicity: B

Summary	
Total Students With Valid Growth Test Scores	34
Mean RIT	225.9
Standard Deviation	10.1
District Grade Level Mean RIT	*
Students At or Above District Grade Level Mean RIT	*
Norm Grade Level Mean RIT	234.4
Students At or Above Norm Grade Level Mean RIT	9

Overall Performance	Lo %ile < 21		LoAvg %ile 21-40		Avg %ile 41-60		HiAvg %ile 61-80		Hi %ile > 80		Mean RIT (+/- Smp Err)	Std Dev
	count	%	count	%	count	%	count	%	count	%		
Ethnicity: B	9	26%	12	35%	10	29%	3	9%	0	0%	224-226-228	10.1

#### Explanatory Notes

Tests shown in gray are excluded from summary statistics. Either the test occurred outside the testing window for a term, had an invalid score, or was a repeat test for a student within a term.

Test Invalidation Reasons: \*\*\*1 The test duration was too short to provide a valid result. \*\*\*2 The overall RIT score for this test is above the valid range. \*\*\*3 The overall RIT score for this test is below the valid range.

\*\*\*4 The standard error for this test is below acceptable limits. \*\*\*5 The standard error for this test is above acceptable limits. \*\*\*6 The test has been identified as invalid. \*\*\*7 High level of rapid guessing has invalidated test.

Summary data for groups of less than 10 are generally suppressed because they are not statistically reliable.

\* This data is not available for reporting. Please refer to help and documentation for more information.

Lexile® is a trademark of MetaMetrics, Inc., and is registered in the United States and abroad.





# Grade Report

## Grade 11

**Term:** Winter 2019-2020  
**District:** TEACH Public Schools  
**School:** TEACH Tech Charter High School

**Norms Reference Data:** 2015  
**Weeks of Instruction:** 20 (Winter 2020)  
**Grouping:** Ethnicity  
**Small Group Display:** Yes

### Mathematics

Ethnicity: H

Summary	
Total Students With Valid Growth Test Scores	47
Mean RIT	236.3
Standard Deviation	13.3
District Grade Level Mean RIT	*
Students At or Above District Grade Level Mean RIT	*
Norm Grade Level Mean RIT	234.4
Students At or Above Norm Grade Level Mean RIT	26

Overall Performance	Lo %ile < 21		LoAvg %ile 21-40		Avg %ile 41-60		HiAvg %ile 61-80		Hi %ile > 80		Mean RIT (+/- Smp Err)	Std Dev
	count	%	count	%	count	%	count	%	count	%		
Ethnicity: H	4	9%	12	26%	12	26%	12	26%	7	15%	234-236-238	13.3

### Explanatory Notes

Tests shown in gray are excluded from summary statistics. Either the test occurred outside the testing window for a term, had an invalid score, or was a repeat test for a student within a term.

Test Invalidation Reasons: \*\*\*1 The test duration was too short to provide a valid result. \*\*\*2 The overall RIT score for this test is above the valid range. \*\*\*3 The overall RIT score for this test is below the valid range.

\*\*\*4 The standard error for this test is below acceptable limits. \*\*\*5 The standard error for this test is above acceptable limits. \*\*\*6 The test has been identified as invalid. \*\*\*7 High level of rapid guessing has invalidated test.

Summary data for groups of less than 10 are generally suppressed because they are not statistically reliable.

\* This data is not available for reporting. Please refer to help and documentation for more information.

Lexile® is a trademark of MetaMetrics, Inc., and is registered in the United States and abroad.



# Grade Report

## Grade 11

**Term:** Winter 2019-2020  
**District:** TEACH Public Schools  
**School:** TEACH Tech Charter High School

**Norms Reference Data:** 2015  
**Weeks of Instruction:** 20 (Winter 2020)  
**Grouping:** Ethnicity  
**Small Group Display:** Yes

### Mathematics

**Ethnicity:** Not Specified or Other

Summary	
Total Students With Valid Growth Test Scores	1
Mean RIT	216
Standard Deviation	*
District Grade Level Mean RIT	*
Students At or Above District Grade Level Mean RIT	*
Norm Grade Level Mean RIT	234.4
Students At or Above Norm Grade Level Mean RIT	0

Overall Performance	Lo %ile < 21		LoAvg %ile 21-40		Avg %ile 41-60		HiAvg %ile 61-80		Hi %ile > 80		Mean RIT (+/- Smp Err)	Std Dev
	count	%	count	%	count	%	count	%	count	%		
Ethnicity: Not Specified or Other	1	100%	0	0%	0	0%	0	0%	0	0%	216-216-216	*

### Explanatory Notes

Tests shown in gray are excluded from summary statistics. Either the test occurred outside the testing window for a term, had an invalid score, or was a repeat test for a student within a term.

Test Invalidation Reasons: \*\*\*1 The test duration was too short to provide a valid result. \*\*\*2 The overall RIT score for this test is above the valid range. \*\*\*3 The overall RIT score for this test is below the valid range.

\*\*\*4 The standard error for this test is below acceptable limits. \*\*\*5 The standard error for this test is above acceptable limits. \*\*\*6 The test has been identified as invalid. \*\*\*7 High level of rapid guessing has invalidated test.

Summary data for groups of less than 10 are generally suppressed because they are not statistically reliable.

\* This data is not available for reporting. Please refer to help and documentation for more information.

Lexile® is a trademark of MetaMetrics, Inc., and is registered in the United States and abroad.



# Grade Report

## Grade 11

**Term:** Winter 2019-2020  
**District:** TEACH Public Schools  
**School:** TEACH Tech Charter High School

**Norms Reference Data:** 2015  
**Weeks of Instruction:** 20 (Winter 2020)  
**Grouping:** Ethnicity  
**Small Group Display:** Yes

### Reading

Summary	
Total Students With Valid Growth Test Scores	80
Mean RIT	218.7
Standard Deviation	15.2
District Grade Level Mean RIT	*
Students At or Above District Grade Level Mean RIT	*
Norm Grade Level Mean RIT	222.7
Students At or Above Norm Grade Level Mean RIT	36

Overall Performance	Lo %ile < 21		LoAvg %ile 21-40		Avg %ile 41-60		HiAvg %ile 61-80		Hi %ile > 80		Mean RIT (+/- Smp Err)	Std Dev
	count	%	count	%	count	%	count	%	count	%		
Reading	20	25%	14	18%	21	26%	19	24%	6	8%	217-219-220	15.2

### Explanatory Notes

Tests shown in gray are excluded from summary statistics. Either the test occurred outside the testing window for a term, had an invalid score, or was a repeat test for a student within a term.

Test Invalidation Reasons: \*\*\*1 The test duration was too short to provide a valid result. \*\*\*2 The overall RIT score for this test is above the valid range. \*\*\*3 The overall RIT score for this test is below the valid range.

\*\*\*4 The standard error for this test is below acceptable limits. \*\*\*5 The standard error for this test is above acceptable limits. \*\*\*6 The test has been identified as invalid. \*\*\*7 High level of rapid guessing has invalidated test.

Summary data for groups of less than 10 are generally suppressed because they are not statistically reliable.

\* This data is not available for reporting. Please refer to help and documentation for more information.

Lexile® is a trademark of MetaMetrics, Inc., and is registered in the United States and abroad.



# Grade Report

## Grade 11

**Term:** Winter 2019-2020  
**District:** TEACH Public Schools  
**School:** TEACH Tech Charter High School

**Norms Reference Data:** 2015  
**Weeks of Instruction:** 20 (Winter 2020)  
**Grouping:** Ethnicity  
**Small Group Display:** Yes

### Reading

#### Ethnicity: B

Summary	
Total Students With Valid Growth Test Scores	33
Mean RIT	214
Standard Deviation	14.4
District Grade Level Mean RIT	*
Students At or Above District Grade Level Mean RIT	*
Norm Grade Level Mean RIT	222.7
Students At or Above Norm Grade Level Mean RIT	8

Overall Performance	Lo %ile < 21		LoAvg %ile 21-40		Avg %ile 41-60		HiAvg %ile 61-80		Hi %ile > 80		Mean RIT (+/- Smp Err)	Std Dev
	count	%	count	%	count	%	count	%	count	%		
Ethnicity: B	11	33%	6	18%	11	33%	3	9%	2	6%	211-214-217	14.4

#### Explanatory Notes

Tests shown in gray are excluded from summary statistics. Either the test occurred outside the testing window for a term, had an invalid score, or was a repeat test for a student within a term.

Test Invalidation Reasons: \*\*\*1 The test duration was too short to provide a valid result. \*\*\*2 The overall RIT score for this test is above the valid range. \*\*\*3 The overall RIT score for this test is below the valid range.

\*\*\*4 The standard error for this test is below acceptable limits. \*\*\*5 The standard error for this test is above acceptable limits. \*\*\*6 The test has been identified as invalid. \*\*\*7 High level of rapid guessing has invalidated test.

Summary data for groups of less than 10 are generally suppressed because they are not statistically reliable.

\* This data is not available for reporting. Please refer to help and documentation for more information.

Lexile® is a trademark of MetaMetrics, Inc., and is registered in the United States and abroad.



# Grade Report

**Grade 11**

**Term:** Winter 2019-2020  
**District:** TEACH Public Schools  
**School:** TEACH Tech Charter High School

**Norms Reference Data:** 2015  
**Weeks of Instruction:** 20 (Winter 2020)  
**Grouping:** Ethnicity  
**Small Group Display:** Yes

## Reading

**Ethnicity:** H

Summary	
Total Students With Valid Growth Test Scores	46
Mean RIT	222.6
Standard Deviation	14.8
District Grade Level Mean RIT	*
Students At or Above District Grade Level Mean RIT	*
Norm Grade Level Mean RIT	222.7
Students At or Above Norm Grade Level Mean RIT	28

Overall Performance	Lo %ile < 21		LoAvg %ile 21-40		Avg %ile 41-60		HiAvg %ile 61-80		Hi %ile > 80		Mean RIT (+/- Smp Err)	Std Dev
	count	%	count	%	count	%	count	%	count	%		
Ethnicity: H	8	17%	8	17%	10	22%	16	35%	4	9%	220-223-225	14.8

### Explanatory Notes

Tests shown in gray are excluded from summary statistics. Either the test occurred outside the testing window for a term, had an invalid score, or was a repeat test for a student within a term.

Test Invalidation Reasons: \*\*\*1 The test duration was too short to provide a valid result. \*\*\*2 The overall RIT score for this test is above the valid range. \*\*\*3 The overall RIT score for this test is below the valid range.

\*\*\*4 The standard error for this test is below acceptable limits. \*\*\*5 The standard error for this test is above acceptable limits. \*\*\*6 The test has been identified as invalid. \*\*\*7 High level of rapid guessing has invalidated test.

Summary data for groups of less than 10 are generally suppressed because they are not statistically reliable.

\* This data is not available for reporting. Please refer to help and documentation for more information.

Lexile® is a trademark of MetaMetrics, Inc., and is registered in the United States and abroad.



# Grade Report

## Grade 11

**Term:** Winter 2019-2020  
**District:** TEACH Public Schools  
**School:** TEACH Tech Charter High School

**Norms Reference Data:** 2015  
**Weeks of Instruction:** 20 (Winter 2020)  
**Grouping:** Ethnicity  
**Small Group Display:** Yes

### Reading

**Ethnicity:** Not Specified or Other

Summary	
Total Students With Valid Growth Test Scores	1
Mean RIT	198
Standard Deviation	*
District Grade Level Mean RIT	*
Students At or Above District Grade Level Mean RIT	*
Norm Grade Level Mean RIT	222.7
Students At or Above Norm Grade Level Mean RIT	0

Overall Performance	Lo %ile < 21		LoAvg %ile 21-40		Avg %ile 41-60		HiAvg %ile 61-80		Hi %ile > 80		Mean RIT (+/- Smp Err)	Std Dev
	count	%	count	%	count	%	count	%	count	%		
Ethnicity: Not Specified or Other	1	100%	0	0%	0	0%	0	0%	0	0%	198-198-198	*

### Explanatory Notes

Tests shown in gray are excluded from summary statistics. Either the test occurred outside the testing window for a term, had an invalid score, or was a repeat test for a student within a term.

Test Invalidation Reasons: \*\*\*1 The test duration was too short to provide a valid result. \*\*\*2 The overall RIT score for this test is above the valid range. \*\*\*3 The overall RIT score for this test is below the valid range.

\*\*\*4 The standard error for this test is below acceptable limits. \*\*\*5 The standard error for this test is above acceptable limits. \*\*\*6 The test has been identified as invalid. \*\*\*7 High level of rapid guessing has invalidated test.

Summary data for groups of less than 10 are generally suppressed because they are not statistically reliable.

\* This data is not available for reporting. Please refer to help and documentation for more information.

Lexile® is a trademark of MetaMetrics, Inc., and is registered in the United States and abroad.



# Grade Report

## Grade 11

**Term:** Winter 2019-2020  
**District:** TEACH Public Schools  
**School:** TEACH Tech Charter High School

**Norms Reference Data:** 2015  
**Weeks of Instruction:** 20 (Winter 2020)  
**Grouping:** Ethnicity  
**Small Group Display:** Yes

### Language Usage

Summary	
Total Students With Valid Growth Test Scores	80
Mean RIT	216.4
Standard Deviation	12.5
District Grade Level Mean RIT	*
Students At or Above District Grade Level Mean RIT	*
Norm Grade Level Mean RIT	222.1
Students At or Above Norm Grade Level Mean RIT	27

Overall Performance	Lo %ile < 21		LoAvg %ile 21-40		Avg %ile 41-60		HiAvg %ile 61-80		Hi %ile > 80		Mean RIT (+/- Smp Err)	Std Dev
	count	%	count	%	count	%	count	%	count	%		
Language Usage	21	26%	20	25%	20	25%	15	19%	4	5%	215-216-218	12.5

### Explanatory Notes

Tests shown in gray are excluded from summary statistics. Either the test occurred outside the testing window for a term, had an invalid score, or was a repeat test for a student within a term.

Test Invalidation Reasons: \*\*\*1 The test duration was too short to provide a valid result. \*\*\*2 The overall RIT score for this test is above the valid range. \*\*\*3 The overall RIT score for this test is below the valid range.

\*\*\*4 The standard error for this test is below acceptable limits. \*\*\*5 The standard error for this test is above acceptable limits. \*\*\*6 The test has been identified as invalid. \*\*\*7 High level of rapid guessing has invalidated test.

Summary data for groups of less than 10 are generally suppressed because they are not statistically reliable.

\* This data is not available for reporting. Please refer to help and documentation for more information.

Lexile® is a trademark of MetaMetrics, Inc., and is registered in the United States and abroad.



# Grade Report

**Grade 11**

**Term:** Winter 2019-2020  
**District:** TEACH Public Schools  
**School:** TEACH Tech Charter High School

**Norms Reference Data:** 2015  
**Weeks of Instruction:** 20 (Winter 2020)  
**Grouping:** Ethnicity  
**Small Group Display:** Yes

## Language Usage

**Ethnicity: B**

Summary	
Total Students With Valid Growth Test Scores	33
Mean RIT	213.8
Standard Deviation	11
District Grade Level Mean RIT	*
Students At or Above District Grade Level Mean RIT	*
Norm Grade Level Mean RIT	222.1
Students At or Above Norm Grade Level Mean RIT	8

Overall Performance	Lo %ile < 21		LoAvg %ile 21-40		Avg %ile 41-60		HiAvg %ile 61-80		Hi %ile > 80		Mean RIT (+/- Smp Err)	Std Dev
	count	%	count	%	count	%	count	%	count	%		
<b>Ethnicity: B</b>	10	30%	12	36%	6	18%	5	15%	0	0%	212-214-216	11

### Explanatory Notes

Tests shown in gray are excluded from summary statistics. Either the test occurred outside the testing window for a term, had an invalid score, or was a repeat test for a student within a term.

Test Invalidation Reasons: \*\*\*1 The test duration was too short to provide a valid result. \*\*\*2 The overall RIT score for this test is above the valid range. \*\*\*3 The overall RIT score for this test is below the valid range.

\*\*\*4 The standard error for this test is below acceptable limits. \*\*\*5 The standard error for this test is above acceptable limits. \*\*\*6 The test has been identified as invalid. \*\*\*7 High level of rapid guessing has invalidated test.

Summary data for groups of less than 10 are generally suppressed because they are not statistically reliable.

\* This data is not available for reporting. Please refer to help and documentation for more information.

Lexile® is a trademark of MetaMetrics, Inc., and is registered in the United States and abroad.





# Grade Report

**Grade 11**

**Term:** Winter 2019-2020  
**District:** TEACH Public Schools  
**School:** TEACH Tech Charter High School

**Norms Reference Data:** 2015  
**Weeks of Instruction:** 20 (Winter 2020)  
**Grouping:** Ethnicity  
**Small Group Display:** Yes

## Language Usage

**Ethnicity:** H

Summary	
Total Students With Valid Growth Test Scores	46
Mean RIT	218.7
Standard Deviation	13.1
District Grade Level Mean RIT	*
Students At or Above District Grade Level Mean RIT	*
Norm Grade Level Mean RIT	222.1
Students At or Above Norm Grade Level Mean RIT	19

Overall Performance	Lo %ile < 21		LoAvg %ile 21-40		Avg %ile 41-60		HiAvg %ile 61-80		Hi %ile > 80		Mean RIT (+/- Smp Err)	Std Dev
	count	%	count	%	count	%	count	%	count	%		
Ethnicity: H	10	22%	8	17%	14	30%	10	22%	4	9%	217-219-221	13.1

### Explanatory Notes

Tests shown in gray are excluded from summary statistics. Either the test occurred outside the testing window for a term, had an invalid score, or was a repeat test for a student within a term.

Test Invalidation Reasons: \*\*\*1 The test duration was too short to provide a valid result. \*\*\*2 The overall RIT score for this test is above the valid range. \*\*\*3 The overall RIT score for this test is below the valid range.

\*\*\*4 The standard error for this test is below acceptable limits. \*\*\*5 The standard error for this test is above acceptable limits. \*\*\*6 The test has been identified as invalid. \*\*\*7 High level of rapid guessing has invalidated test.

Summary data for groups of less than 10 are generally suppressed because they are not statistically reliable.

\* This data is not available for reporting. Please refer to help and documentation for more information.

Lexile® is a trademark of MetaMetrics, Inc., and is registered in the United States and abroad.



# Grade Report

## Grade 11

**Term:** Winter 2019-2020  
**District:** TEACH Public Schools  
**School:** TEACH Tech Charter High School

**Norms Reference Data:** 2015  
**Weeks of Instruction:** 20 (Winter 2020)  
**Grouping:** Ethnicity  
**Small Group Display:** Yes

### Language Usage

**Ethnicity:** Not Specified or Other

Summary	
Total Students With Valid Growth Test Scores	1
Mean RIT	201
Standard Deviation	*
District Grade Level Mean RIT	*
Students At or Above District Grade Level Mean RIT	*
Norm Grade Level Mean RIT	222.1
Students At or Above Norm Grade Level Mean RIT	0

Overall Performance	Lo %ile < 21		LoAvg %ile 21-40		Avg %ile 41-60		HiAvg %ile 61-80		Hi %ile > 80		Mean RIT (+/- Smp Err)	Std Dev
	count	%	count	%	count	%	count	%	count	%		
Ethnicity: Not Specified or Other	1	100%	0	0%	0	0%	0	0%	0	0%	201-201-201	*

### Explanatory Notes

Tests shown in gray are excluded from summary statistics. Either the test occurred outside the testing window for a term, had an invalid score, or was a repeat test for a student within a term.

Test Invalidation Reasons: \*\*\*1 The test duration was too short to provide a valid result. \*\*\*2 The overall RIT score for this test is above the valid range. \*\*\*3 The overall RIT score for this test is below the valid range.

\*\*\*4 The standard error for this test is below acceptable limits. \*\*\*5 The standard error for this test is above acceptable limits. \*\*\*6 The test has been identified as invalid. \*\*\*7 High level of rapid guessing has invalidated test.

Summary data for groups of less than 10 are generally suppressed because they are not statistically reliable.

\* This data is not available for reporting. Please refer to help and documentation for more information.

Lexile® is a trademark of MetaMetrics, Inc., and is registered in the United States and abroad.

# Coversheet

## TEACH Preparatory Elementary School

**Section:** V. School Site Reports  
**Item:** C. TEACH Preparatory Elementary School  
**Purpose:** FYI  
**Submitted by:**  
**Related Material:** GradeKG.pdf  
GradeTK.pdf  
Grade1.pdf  
Grade2.pdf



# Grade Report

## Grade KG

**Term:** Winter 2019-2020  
**District:** TEACH Public Schools  
**School:** TEACH Prep Mildred S. Cunningham

**Norms Reference Data:** 2015  
**Weeks of Instruction:** 20 (Winter 2020)  
**Grouping:** Ethnicity  
**Small Group Display:** Yes

### Mathematics

Summary	
Total Students With Valid Growth Test Scores	41
Mean RIT	138
Standard Deviation	12.6
District Grade Level Mean RIT	*
Students At or Above District Grade Level Mean RIT	*
Norm Grade Level Mean RIT	151.5
Students At or Above Norm Grade Level Mean RIT	7

Overall Performance	Lo %ile < 21		LoAvg %ile 21-40		Avg %ile 41-60		HiAvg %ile 61-80		Hi %ile > 80		Mean RIT (+/- Smp Err)	Std Dev
	count	%	count	%	count	%	count	%	count	%		
Mathematics	22	54%	9	22%	7	17%	3	7%	0	0%	136-138-140	12.6

### Explanatory Notes

Tests shown in gray are excluded from summary statistics. Either the test occurred outside the testing window for a term, had an invalid score, or was a repeat test for a student within a term.

Test Invalidation Reasons: \*\*\*1 The test duration was too short to provide a valid result. \*\*\*2 The overall RIT score for this test is above the valid range. \*\*\*3 The overall RIT score for this test is below the valid range.

\*\*\*4 The standard error for this test is below acceptable limits. \*\*\*5 The standard error for this test is above acceptable limits. \*\*\*6 The test has been identified as invalid. \*\*\*7 High level of rapid guessing has invalidated test.

Summary data for groups of less than 10 are generally suppressed because they are not statistically reliable.

\* This data is not available for reporting. Please refer to help and documentation for more information.

Lexile® is a trademark of MetaMetrics, Inc., and is registered in the United States and abroad.



# Grade Report

## Grade KG

**Term:** Winter 2019-2020  
**District:** TEACH Public Schools  
**School:** TEACH Prep Mildred S. Cunningham

**Norms Reference Data:** 2015  
**Weeks of Instruction:** 20 (Winter 2020)  
**Grouping:** Ethnicity  
**Small Group Display:** Yes

### Mathematics

#### Ethnicity: B

Summary	
Total Students With Valid Growth Test Scores	20
Mean RIT	137.5
Standard Deviation	12.9
District Grade Level Mean RIT	*
Students At or Above District Grade Level Mean RIT	*
Norm Grade Level Mean RIT	151.5
Students At or Above Norm Grade Level Mean RIT	3

Overall Performance	Lo %ile < 21		LoAvg %ile 21-40		Avg %ile 41-60		HiAvg %ile 61-80		Hi %ile > 80		Mean RIT (+/- Smp Err)	Std Dev
	count	%	count	%	count	%	count	%	count	%		
Ethnicity: B	11	55%	5	25%	2	10%	2	10%	0	0%	134-137-140	12.9

#### Explanatory Notes

Tests shown in gray are excluded from summary statistics. Either the test occurred outside the testing window for a term, had an invalid score, or was a repeat test for a student within a term.

Test Invalidation Reasons: \*\*\*1 The test duration was too short to provide a valid result. \*\*\*2 The overall RIT score for this test is above the valid range. \*\*\*3 The overall RIT score for this test is below the valid range.

\*\*\*4 The standard error for this test is below acceptable limits. \*\*\*5 The standard error for this test is above acceptable limits. \*\*\*6 The test has been identified as invalid. \*\*\*7 High level of rapid guessing has invalidated test.

Summary data for groups of less than 10 are generally suppressed because they are not statistically reliable.

\* This data is not available for reporting. Please refer to help and documentation for more information.

Lexile® is a trademark of MetaMetrics, Inc., and is registered in the United States and abroad.



# Grade Report

## Grade KG

**Term:** Winter 2019-2020  
**District:** TEACH Public Schools  
**School:** TEACH Prep Mildred S. Cunningham

**Norms Reference Data:** 2015  
**Weeks of Instruction:** 20 (Winter 2020)  
**Grouping:** Ethnicity  
**Small Group Display:** Yes

### Mathematics

Ethnicity: H

Summary	
Total Students With Valid Growth Test Scores	21
Mean RIT	138.5
Standard Deviation	12.6
District Grade Level Mean RIT	*
Students At or Above District Grade Level Mean RIT	*
Norm Grade Level Mean RIT	151.5
Students At or Above Norm Grade Level Mean RIT	4

Overall Performance	Lo %ile < 21		LoAvg %ile 21-40		Avg %ile 41-60		HiAvg %ile 61-80		Hi %ile > 80		Mean RIT (+/- Smp Err)	Std Dev
	count	%	count	%	count	%	count	%	count	%		
Ethnicity: H	11	52%	4	19%	5	24%	1	5%	0	0%	136-139-141	12.6

### Explanatory Notes

Tests shown in gray are excluded from summary statistics. Either the test occurred outside the testing window for a term, had an invalid score, or was a repeat test for a student within a term.

Test Invalidation Reasons: \*\*\*1 The test duration was too short to provide a valid result. \*\*\*2 The overall RIT score for this test is above the valid range. \*\*\*3 The overall RIT score for this test is below the valid range.

\*\*\*4 The standard error for this test is below acceptable limits. \*\*\*5 The standard error for this test is above acceptable limits. \*\*\*6 The test has been identified as invalid. \*\*\*7 High level of rapid guessing has invalidated test.

Summary data for groups of less than 10 are generally suppressed because they are not statistically reliable.

\* This data is not available for reporting. Please refer to help and documentation for more information.

Lexile® is a trademark of MetaMetrics, Inc., and is registered in the United States and abroad.



# Grade Report

## Grade KG

**Term:** Winter 2019-2020  
**District:** TEACH Public Schools  
**School:** TEACH Prep Mildred S. Cunningham

**Norms Reference Data:** 2015  
**Weeks of Instruction:** 20 (Winter 2020)  
**Grouping:** Ethnicity  
**Small Group Display:** Yes

### Reading

Summary	
Total Students With Valid Growth Test Scores	38
Mean RIT	142.3
Standard Deviation	8.8
District Grade Level Mean RIT	*
Students At or Above District Grade Level Mean RIT	*
Norm Grade Level Mean RIT	151.3
Students At or Above Norm Grade Level Mean RIT	5

Overall Performance	Lo %ile < 21		LoAvg %ile 21-40		Avg %ile 41-60		HiAvg %ile 61-80		Hi %ile > 80		Mean RIT (+/- Smp Err)	Std Dev
	count	%	count	%	count	%	count	%	count	%		
Reading	13	34%	18	47%	3	8%	4	11%	0	0%	141-142-144	8.8

### Explanatory Notes

Tests shown in gray are excluded from summary statistics. Either the test occurred outside the testing window for a term, had an invalid score, or was a repeat test for a student within a term.

Test Invalidation Reasons: \*\*\*1 The test duration was too short to provide a valid result. \*\*\*2 The overall RIT score for this test is above the valid range. \*\*\*3 The overall RIT score for this test is below the valid range.

\*\*\*4 The standard error for this test is below acceptable limits. \*\*\*5 The standard error for this test is above acceptable limits. \*\*\*6 The test has been identified as invalid. \*\*\*7 High level of rapid guessing has invalidated test.

Summary data for groups of less than 10 are generally suppressed because they are not statistically reliable.

\* This data is not available for reporting. Please refer to help and documentation for more information.

Lexile® is a trademark of MetaMetrics, Inc., and is registered in the United States and abroad.



# Grade Report

## Grade KG

**Term:** Winter 2019-2020  
**District:** TEACH Public Schools  
**School:** TEACH Prep Mildred S. Cunningham

**Norms Reference Data:** 2015  
**Weeks of Instruction:** 20 (Winter 2020)  
**Grouping:** Ethnicity  
**Small Group Display:** Yes

### Reading

#### Ethnicity: B

Summary	
Total Students With Valid Growth Test Scores	16
Mean RIT	145.2
Standard Deviation	4.6
District Grade Level Mean RIT	*
Students At or Above District Grade Level Mean RIT	*
Norm Grade Level Mean RIT	151.3
Students At or Above Norm Grade Level Mean RIT	2

Overall Performance	Lo %ile < 21		LoAvg %ile 21-40		Avg %ile 41-60		HiAvg %ile 61-80		Hi %ile > 80		Mean RIT (+/- Smp Err)	Std Dev
	count	%	count	%	count	%	count	%	count	%		
Ethnicity: B	2	13%	11	69%	2	13%	1	6%	0	0%	144-145-146	4.6

#### Explanatory Notes

Tests shown in gray are excluded from summary statistics. Either the test occurred outside the testing window for a term, had an invalid score, or was a repeat test for a student within a term.

Test Invalidation Reasons: \*\*\*1 The test duration was too short to provide a valid result. \*\*\*2 The overall RIT score for this test is above the valid range. \*\*\*3 The overall RIT score for this test is below the valid range.

\*\*\*4 The standard error for this test is below acceptable limits. \*\*\*5 The standard error for this test is above acceptable limits. \*\*\*6 The test has been identified as invalid. \*\*\*7 High level of rapid guessing has invalidated test.

Summary data for groups of less than 10 are generally suppressed because they are not statistically reliable.

\* This data is not available for reporting. Please refer to help and documentation for more information.

Lexile® is a trademark of MetaMetrics, Inc., and is registered in the United States and abroad.





# Grade Report

## Grade KG

**Term:** Winter 2019-2020  
**District:** TEACH Public Schools  
**School:** TEACH Prep Mildred S. Cunningham

**Norms Reference Data:** 2015  
**Weeks of Instruction:** 20 (Winter 2020)  
**Grouping:** Ethnicity  
**Small Group Display:** Yes

### Reading

Ethnicity: H

Summary	
Total Students With Valid Growth Test Scores	22
Mean RIT	140.2
Standard Deviation	10.5
District Grade Level Mean RIT	*
Students At or Above District Grade Level Mean RIT	*
Norm Grade Level Mean RIT	151.3
Students At or Above Norm Grade Level Mean RIT	3

Overall Performance	Lo %ile < 21		LoAvg %ile 21-40		Avg %ile 41-60		HiAvg %ile 61-80		Hi %ile > 80		Mean RIT (+/- Smp Err)	Std Dev
	count	%	count	%	count	%	count	%	count	%		
Ethnicity: H	11	50%	7	32%	1	5%	3	14%	0	0%	138-140-143	10.5

### Explanatory Notes

Tests shown in gray are excluded from summary statistics. Either the test occurred outside the testing window for a term, had an invalid score, or was a repeat test for a student within a term.

Test Invalidation Reasons: \*\*\*1 The test duration was too short to provide a valid result. \*\*\*2 The overall RIT score for this test is above the valid range. \*\*\*3 The overall RIT score for this test is below the valid range.

\*\*\*4 The standard error for this test is below acceptable limits. \*\*\*5 The standard error for this test is above acceptable limits. \*\*\*6 The test has been identified as invalid. \*\*\*7 High level of rapid guessing has invalidated test.

Summary data for groups of less than 10 are generally suppressed because they are not statistically reliable.

\* This data is not available for reporting. Please refer to help and documentation for more information.

Lexile® is a trademark of MetaMetrics, Inc., and is registered in the United States and abroad.



# Grade Report

## Grade TK

**Term:** Winter 2019-2020  
**District:** TEACH Public Schools  
**School:** TEACH Prep Mildred S. Cunningham

**Norms Reference Data:** 2015  
**Weeks of Instruction:** 20 (Winter 2020)  
**Grouping:** Ethnicity  
**Small Group Display:** Yes

### Mathematics

Summary	
Total Students With Valid Growth Test Scores	2
Mean RIT	124
Standard Deviation	11.3
District Grade Level Mean RIT	*
Students At or Above District Grade Level Mean RIT	*
Norm Grade Level Mean RIT	*
Students At or Above Norm Grade Level Mean RIT	*

Overall Performance	Lo %ile < 21		LoAvg %ile 21-40		Avg %ile 41-60		HiAvg %ile 61-80		Hi %ile > 80		Mean RIT (+/- Smp Err)	Std Dev
	count	%	count	%	count	%	count	%	count	%		
Mathematics	0	0%	0	0%	0	0%	0	0%	0	0%	113-124-135	11.3

### Explanatory Notes

Tests shown in gray are excluded from summary statistics. Either the test occurred outside the testing window for a term, had an invalid score, or was a repeat test for a student within a term.

Test Invalidation Reasons: \*\*\*1 The test duration was too short to provide a valid result. \*\*\*2 The overall RIT score for this test is above the valid range. \*\*\*3 The overall RIT score for this test is below the valid range.

\*\*\*4 The standard error for this test is below acceptable limits. \*\*\*5 The standard error for this test is above acceptable limits. \*\*\*6 The test has been identified as invalid. \*\*\*7 High level of rapid guessing has invalidated test.

Summary data for groups of less than 10 are generally suppressed because they are not statistically reliable.

\* This data is not available for reporting. Please refer to help and documentation for more information.

Lexile® is a trademark of MetaMetrics, Inc., and is registered in the United States and abroad.



# Grade Report

## Grade TK

**Term:** Winter 2019-2020  
**District:** TEACH Public Schools  
**School:** TEACH Prep Mildred S. Cunningham

**Norms Reference Data:** 2015  
**Weeks of Instruction:** 20 (Winter 2020)  
**Grouping:** Ethnicity  
**Small Group Display:** Yes

### Mathematics

#### Ethnicity: B

Summary	
Total Students With Valid Growth Test Scores	1
Mean RIT	132
Standard Deviation	*
District Grade Level Mean RIT	*
Students At or Above District Grade Level Mean RIT	*
Norm Grade Level Mean RIT	*
Students At or Above Norm Grade Level Mean RIT	*

Overall Performance	Lo %ile < 21		LoAvg %ile 21-40		Avg %ile 41-60		HiAvg %ile 61-80		Hi %ile > 80		Mean RIT (+/- Smp Err)	Std Dev
	count	%	count	%	count	%	count	%	count	%		
Ethnicity: B	0	0%	0	0%	0	0%	0	0%	0	0%	132-132-132	*

#### Explanatory Notes

Tests shown in gray are excluded from summary statistics. Either the test occurred outside the testing window for a term, had an invalid score, or was a repeat test for a student within a term.

Test Invalidation Reasons: \*\*\*1 The test duration was too short to provide a valid result. \*\*\*2 The overall RIT score for this test is above the valid range. \*\*\*3 The overall RIT score for this test is below the valid range.

\*\*\*4 The standard error for this test is below acceptable limits. \*\*\*5 The standard error for this test is above acceptable limits. \*\*\*6 The test has been identified as invalid. \*\*\*7 High level of rapid guessing has invalidated test.

Summary data for groups of less than 10 are generally suppressed because they are not statistically reliable.

\* This data is not available for reporting. Please refer to help and documentation for more information.

Lexile® is a trademark of MetaMetrics, Inc., and is registered in the United States and abroad.



# Grade Report

## Grade TK

**Term:** Winter 2019-2020  
**District:** TEACH Public Schools  
**School:** TEACH Prep Mildred S. Cunningham

**Norms Reference Data:** 2015  
**Weeks of Instruction:** 20 (Winter 2020)  
**Grouping:** Ethnicity  
**Small Group Display:** Yes

### Mathematics

Ethnicity: H

Summary	
Total Students With Valid Growth Test Scores	1
Mean RIT	116
Standard Deviation	*
District Grade Level Mean RIT	*
Students At or Above District Grade Level Mean RIT	*
Norm Grade Level Mean RIT	*
Students At or Above Norm Grade Level Mean RIT	*

Overall Performance	Lo %ile < 21		LoAvg %ile 21-40		Avg %ile 41-60		HiAvg %ile 61-80		Hi %ile > 80		Mean RIT (+/- Smp Err)	Std Dev
	count	%	count	%	count	%	count	%	count	%		
Ethnicity: H	0	0%	0	0%	0	0%	0	0%	0	0%	116-116-116	*

### Explanatory Notes

Tests shown in gray are excluded from summary statistics. Either the test occurred outside the testing window for a term, had an invalid score, or was a repeat test for a student within a term.

Test Invalidation Reasons: \*\*\*1 The test duration was too short to provide a valid result. \*\*\*2 The overall RIT score for this test is above the valid range. \*\*\*3 The overall RIT score for this test is below the valid range.

\*\*\*4 The standard error for this test is below acceptable limits. \*\*\*5 The standard error for this test is above acceptable limits. \*\*\*6 The test has been identified as invalid. \*\*\*7 High level of rapid guessing has invalidated test.

Summary data for groups of less than 10 are generally suppressed because they are not statistically reliable.

\* This data is not available for reporting. Please refer to help and documentation for more information.

Lexile® is a trademark of MetaMetrics, Inc., and is registered in the United States and abroad.



# Grade Report

## Grade TK

**Term:** Winter 2019-2020  
**District:** TEACH Public Schools  
**School:** TEACH Prep Mildred S. Cunningham

**Norms Reference Data:** 2015  
**Weeks of Instruction:** 20 (Winter 2020)  
**Grouping:** Ethnicity  
**Small Group Display:** Yes

### Reading

Summary	
Total Students With Valid Growth Test Scores	3
Mean RIT	136.7
Standard Deviation	7.1
District Grade Level Mean RIT	*
Students At or Above District Grade Level Mean RIT	*
Norm Grade Level Mean RIT	*
Students At or Above Norm Grade Level Mean RIT	*

Overall Performance	Lo %ile < 21		LoAvg %ile 21-40		Avg %ile 41-60		HiAvg %ile 61-80		Hi %ile > 80		Mean RIT (+/- Smp Err)	Std Dev
	count	%	count	%	count	%	count	%	count	%		
Reading	0	0%	0	0%	0	0%	0	0%	0	0%	132-137-142	7.1

### Explanatory Notes

Tests shown in gray are excluded from summary statistics. Either the test occurred outside the testing window for a term, had an invalid score, or was a repeat test for a student within a term.

Test Invalidation Reasons: \*\*\*1 The test duration was too short to provide a valid result. \*\*\*2 The overall RIT score for this test is above the valid range. \*\*\*3 The overall RIT score for this test is below the valid range.

\*\*\*4 The standard error for this test is below acceptable limits. \*\*\*5 The standard error for this test is above acceptable limits. \*\*\*6 The test has been identified as invalid. \*\*\*7 High level of rapid guessing has invalidated test.

Summary data for groups of less than 10 are generally suppressed because they are not statistically reliable.

\* This data is not available for reporting. Please refer to help and documentation for more information.

Lexile® is a trademark of MetaMetrics, Inc., and is registered in the United States and abroad.



# Grade Report

## Grade TK

**Term:** Winter 2019-2020  
**District:** TEACH Public Schools  
**School:** TEACH Prep Mildred S. Cunningham

**Norms Reference Data:** 2015  
**Weeks of Instruction:** 20 (Winter 2020)  
**Grouping:** Ethnicity  
**Small Group Display:** Yes

### Reading

#### Ethnicity: B

Summary	
Total Students With Valid Growth Test Scores	1
Mean RIT	143
Standard Deviation	*
District Grade Level Mean RIT	*
Students At or Above District Grade Level Mean RIT	*
Norm Grade Level Mean RIT	*
Students At or Above Norm Grade Level Mean RIT	*

Overall Performance	Lo %ile < 21		LoAvg %ile 21-40		Avg %ile 41-60		HiAvg %ile 61-80		Hi %ile > 80		Mean RIT (+/- Smp Err)	Std Dev
	count	%	count	%	count	%	count	%	count	%		
Ethnicity: B	0	0%	0	0%	0	0%	0	0%	0	0%	143-143-143	*

#### Explanatory Notes

Tests shown in gray are excluded from summary statistics. Either the test occurred outside the testing window for a term, had an invalid score, or was a repeat test for a student within a term.

Test Invalidation Reasons: \*\*\*1 The test duration was too short to provide a valid result. \*\*\*2 The overall RIT score for this test is above the valid range. \*\*\*3 The overall RIT score for this test is below the valid range.

\*\*\*4 The standard error for this test is below acceptable limits. \*\*\*5 The standard error for this test is above acceptable limits. \*\*\*6 The test has been identified as invalid. \*\*\*7 High level of rapid guessing has invalidated test.

Summary data for groups of less than 10 are generally suppressed because they are not statistically reliable.

\* This data is not available for reporting. Please refer to help and documentation for more information.

Lexile® is a trademark of MetaMetrics, Inc., and is registered in the United States and abroad.



# Grade Report

## Grade TK

**Term:** Winter 2019-2020  
**District:** TEACH Public Schools  
**School:** TEACH Prep Mildred S. Cunningham

**Norms Reference Data:** 2015  
**Weeks of Instruction:** 20 (Winter 2020)  
**Grouping:** Ethnicity  
**Small Group Display:** Yes

### Reading

Ethnicity: H

Summary	
Total Students With Valid Growth Test Scores	2
Mean RIT	133.5
Standard Deviation	6.4
District Grade Level Mean RIT	*
Students At or Above District Grade Level Mean RIT	*
Norm Grade Level Mean RIT	*
Students At or Above Norm Grade Level Mean RIT	*

Overall Performance	Lo %ile < 21		LoAvg %ile 21-40		Avg %ile 41-60		HiAvg %ile 61-80		Hi %ile > 80		Mean RIT (+/- Smp Err)	Std Dev
	count	%	count	%	count	%	count	%	count	%		
Ethnicity: H	0	0%	0	0%	0	0%	0	0%	0	0%	127-134-140	6.4

### Explanatory Notes

Tests shown in gray are excluded from summary statistics. Either the test occurred outside the testing window for a term, had an invalid score, or was a repeat test for a student within a term.

Test Invalidation Reasons: \*\*\*1 The test duration was too short to provide a valid result. \*\*\*2 The overall RIT score for this test is above the valid range. \*\*\*3 The overall RIT score for this test is below the valid range.

\*\*\*4 The standard error for this test is below acceptable limits. \*\*\*5 The standard error for this test is above acceptable limits. \*\*\*6 The test has been identified as invalid. \*\*\*7 High level of rapid guessing has invalidated test.

Summary data for groups of less than 10 are generally suppressed because they are not statistically reliable.

\* This data is not available for reporting. Please refer to help and documentation for more information.

Lexile® is a trademark of MetaMetrics, Inc., and is registered in the United States and abroad.



# Grade Report

## Grade 1

**Term:** Winter 2019-2020  
**District:** TEACH Public Schools  
**School:** TEACH Prep Mildred S. Cunningham

**Norms Reference Data:** 2015  
**Weeks of Instruction:** 20 (Winter 2020)  
**Grouping:** Ethnicity  
**Small Group Display:** Yes

### Mathematics

Summary	
Total Students With Valid Growth Test Scores	48
Mean RIT	159.3
Standard Deviation	17.3
District Grade Level Mean RIT	*
Students At or Above District Grade Level Mean RIT	*
Norm Grade Level Mean RIT	173.8
Students At or Above Norm Grade Level Mean RIT	10

Overall Performance	Lo %ile < 21		LoAvg %ile 21-40		Avg %ile 41-60		HiAvg %ile 61-80		Hi %ile > 80		Mean RIT (+/- Smp Err)	Std Dev
	count	%	count	%	count	%	count	%	count	%		
Mathematics	29	60%	7	15%	7	15%	4	8%	1	2%	157-159-162	17.3

### Explanatory Notes

Tests shown in gray are excluded from summary statistics. Either the test occurred outside the testing window for a term, had an invalid score, or was a repeat test for a student within a term.

Test Invalidation Reasons: \*\*\*1 The test duration was too short to provide a valid result. \*\*\*2 The overall RIT score for this test is above the valid range. \*\*\*3 The overall RIT score for this test is below the valid range.

\*\*\*4 The standard error for this test is below acceptable limits. \*\*\*5 The standard error for this test is above acceptable limits. \*\*\*6 The test has been identified as invalid. \*\*\*7 High level of rapid guessing has invalidated test.

Summary data for groups of less than 10 are generally suppressed because they are not statistically reliable.

\* This data is not available for reporting. Please refer to help and documentation for more information.

Lexile® is a trademark of MetaMetrics, Inc., and is registered in the United States and abroad.





# Grade Report

## Grade 1

**Term:** Winter 2019-2020  
**District:** TEACH Public Schools  
**School:** TEACH Prep Mildred S. Cunningham

**Norms Reference Data:** 2015  
**Weeks of Instruction:** 20 (Winter 2020)  
**Grouping:** Ethnicity  
**Small Group Display:** Yes

### Mathematics

#### Ethnicity: B

Summary	
Total Students With Valid Growth Test Scores	23
Mean RIT	157.5
Standard Deviation	17.4
District Grade Level Mean RIT	*
Students At or Above District Grade Level Mean RIT	*
Norm Grade Level Mean RIT	173.8
Students At or Above Norm Grade Level Mean RIT	3

Overall Performance	Lo %ile < 21		LoAvg %ile 21-40		Avg %ile 41-60		HiAvg %ile 61-80		Hi %ile > 80		Mean RIT (+/- Smp Err)	Std Dev
	count	%	count	%	count	%	count	%	count	%		
Ethnicity: B	13	57%	5	22%	3	13%	2	9%	0	0%	154-158-161	17.4

#### Explanatory Notes

Tests shown in gray are excluded from summary statistics. Either the test occurred outside the testing window for a term, had an invalid score, or was a repeat test for a student within a term.

Test Invalidation Reasons: \*\*\*1 The test duration was too short to provide a valid result. \*\*\*2 The overall RIT score for this test is above the valid range. \*\*\*3 The overall RIT score for this test is below the valid range.

\*\*\*4 The standard error for this test is below acceptable limits. \*\*\*5 The standard error for this test is above acceptable limits. \*\*\*6 The test has been identified as invalid. \*\*\*7 High level of rapid guessing has invalidated test.

Summary data for groups of less than 10 are generally suppressed because they are not statistically reliable.

\* This data is not available for reporting. Please refer to help and documentation for more information.

Lexile® is a trademark of MetaMetrics, Inc., and is registered in the United States and abroad.



# Grade Report

## Grade 1

**Term:** Winter 2019-2020  
**District:** TEACH Public Schools  
**School:** TEACH Prep Mildred S. Cunningham

**Norms Reference Data:** 2015  
**Weeks of Instruction:** 20 (Winter 2020)  
**Grouping:** Ethnicity  
**Small Group Display:** Yes

### Mathematics

Ethnicity: H

Summary	
Total Students With Valid Growth Test Scores	25
Mean RIT	160.8
Standard Deviation	17.5
District Grade Level Mean RIT	*
Students At or Above District Grade Level Mean RIT	*
Norm Grade Level Mean RIT	173.8
Students At or Above Norm Grade Level Mean RIT	7

Overall Performance	Lo %ile < 21		LoAvg %ile 21-40		Avg %ile 41-60		HiAvg %ile 61-80		Hi %ile > 80		Mean RIT (+/- Smp Err)	Std Dev
	count	%	count	%	count	%	count	%	count	%		
Ethnicity: H	16	64%	2	8%	4	16%	2	8%	1	4%	157-161-164	17.5

### Explanatory Notes

Tests shown in gray are excluded from summary statistics. Either the test occurred outside the testing window for a term, had an invalid score, or was a repeat test for a student within a term.

Test Invalidation Reasons: \*\*\*1 The test duration was too short to provide a valid result. \*\*\*2 The overall RIT score for this test is above the valid range. \*\*\*3 The overall RIT score for this test is below the valid range.

\*\*\*4 The standard error for this test is below acceptable limits. \*\*\*5 The standard error for this test is above acceptable limits. \*\*\*6 The test has been identified as invalid. \*\*\*7 High level of rapid guessing has invalidated test.

Summary data for groups of less than 10 are generally suppressed because they are not statistically reliable.

\* This data is not available for reporting. Please refer to help and documentation for more information.

Lexile® is a trademark of MetaMetrics, Inc., and is registered in the United States and abroad.



# Grade Report

## Grade 1

**Term:** Winter 2019-2020  
**District:** TEACH Public Schools  
**School:** TEACH Prep Mildred S. Cunningham

**Norms Reference Data:** 2015  
**Weeks of Instruction:** 20 (Winter 2020)  
**Grouping:** Ethnicity  
**Small Group Display:** Yes

### Reading

Summary	
Total Students With Valid Growth Test Scores	46
Mean RIT	155.6
Standard Deviation	18.1
District Grade Level Mean RIT	*
Students At or Above District Grade Level Mean RIT	*
Norm Grade Level Mean RIT	171.5
Students At or Above Norm Grade Level Mean RIT	8

Overall Performance	Lo %ile < 21		LoAvg %ile 21-40		Avg %ile 41-60		HiAvg %ile 61-80		Hi %ile > 80		Mean RIT (+/- Smp Err)	Std Dev
	count	%	count	%	count	%	count	%	count	%		
Reading	26	57%	10	22%	4	9%	5	11%	1	2%	153-156-158	18.1

### Explanatory Notes

Tests shown in gray are excluded from summary statistics. Either the test occurred outside the testing window for a term, had an invalid score, or was a repeat test for a student within a term.

Test Invalidation Reasons: \*\*\*1 The test duration was too short to provide a valid result. \*\*\*2 The overall RIT score for this test is above the valid range. \*\*\*3 The overall RIT score for this test is below the valid range.

\*\*\*4 The standard error for this test is below acceptable limits. \*\*\*5 The standard error for this test is above acceptable limits. \*\*\*6 The test has been identified as invalid. \*\*\*7 High level of rapid guessing has invalidated test.

Summary data for groups of less than 10 are generally suppressed because they are not statistically reliable.

\* This data is not available for reporting. Please refer to help and documentation for more information.

Lexile® is a trademark of MetaMetrics, Inc., and is registered in the United States and abroad.



# Grade Report

## Grade 1

**Term:** Winter 2019-2020  
**District:** TEACH Public Schools  
**School:** TEACH Prep Mildred S. Cunningham

**Norms Reference Data:** 2015  
**Weeks of Instruction:** 20 (Winter 2020)  
**Grouping:** Ethnicity  
**Small Group Display:** Yes

### Reading

#### Ethnicity: B

Summary	
Total Students With Valid Growth Test Scores	20
Mean RIT	157.7
Standard Deviation	18.8
District Grade Level Mean RIT	*
Students At or Above District Grade Level Mean RIT	*
Norm Grade Level Mean RIT	171.5
Students At or Above Norm Grade Level Mean RIT	4

Overall Performance	Lo %ile < 21		LoAvg %ile 21-40		Avg %ile 41-60		HiAvg %ile 61-80		Hi %ile > 80		Mean RIT (+/- Smp Err)	Std Dev
	count	%	count	%	count	%	count	%	count	%		
Ethnicity: B	9	45%	5	25%	3	15%	2	10%	1	5%	153-158-162	18.8

#### Explanatory Notes

Tests shown in gray are excluded from summary statistics. Either the test occurred outside the testing window for a term, had an invalid score, or was a repeat test for a student within a term.

Test Invalidation Reasons: \*\*\*1 The test duration was too short to provide a valid result. \*\*\*2 The overall RIT score for this test is above the valid range. \*\*\*3 The overall RIT score for this test is below the valid range.

\*\*\*4 The standard error for this test is below acceptable limits. \*\*\*5 The standard error for this test is above acceptable limits. \*\*\*6 The test has been identified as invalid. \*\*\*7 High level of rapid guessing has invalidated test.

Summary data for groups of less than 10 are generally suppressed because they are not statistically reliable.

\* This data is not available for reporting. Please refer to help and documentation for more information.

Lexile® is a trademark of MetaMetrics, Inc., and is registered in the United States and abroad.



# Grade Report

## Grade 1

**Term:** Winter 2019-2020  
**District:** TEACH Public Schools  
**School:** TEACH Prep Mildred S. Cunningham

**Norms Reference Data:** 2015  
**Weeks of Instruction:** 20 (Winter 2020)  
**Grouping:** Ethnicity  
**Small Group Display:** Yes

### Reading

Ethnicity: H

Summary	
Total Students With Valid Growth Test Scores	26
Mean RIT	154
Standard Deviation	17.7
District Grade Level Mean RIT	*
Students At or Above District Grade Level Mean RIT	*
Norm Grade Level Mean RIT	171.5
Students At or Above Norm Grade Level Mean RIT	4

Overall Performance	Lo %ile < 21		LoAvg %ile 21-40		Avg %ile 41-60		HiAvg %ile 61-80		Hi %ile > 80		Mean RIT (+/- Smp Err)	Std Dev
	count	%	count	%	count	%	count	%	count	%		
Ethnicity: H	17	65%	5	19%	1	4%	3	12%	0	0%	150-154-158	17.7

### Explanatory Notes

Tests shown in gray are excluded from summary statistics. Either the test occurred outside the testing window for a term, had an invalid score, or was a repeat test for a student within a term.

Test Invalidation Reasons: \*\*\*1 The test duration was too short to provide a valid result. \*\*\*2 The overall RIT score for this test is above the valid range. \*\*\*3 The overall RIT score for this test is below the valid range.

\*\*\*4 The standard error for this test is below acceptable limits. \*\*\*5 The standard error for this test is above acceptable limits. \*\*\*6 The test has been identified as invalid. \*\*\*7 High level of rapid guessing has invalidated test.

Summary data for groups of less than 10 are generally suppressed because they are not statistically reliable.

\* This data is not available for reporting. Please refer to help and documentation for more information.

Lexile® is a trademark of MetaMetrics, Inc., and is registered in the United States and abroad.



# Grade Report

## Grade 2

**Term:** Winter 2019-2020  
**District:** TEACH Public Schools  
**School:** TEACH Prep Mildred S. Cunningham

**Norms Reference Data:** 2015  
**Weeks of Instruction:** 20 (Winter 2020)  
**Grouping:** Ethnicity  
**Small Group Display:** Yes

### Mathematics

Summary	
Total Students With Valid Growth Test Scores	31
Mean RIT	178.1
Standard Deviation	21
District Grade Level Mean RIT	*
Students At or Above District Grade Level Mean RIT	*
Norm Grade Level Mean RIT	186.4
Students At or Above Norm Grade Level Mean RIT	11

Overall Performance	Lo %ile < 21		LoAvg %ile 21-40		Avg %ile 41-60		HiAvg %ile 61-80		Hi %ile > 80		Mean RIT (+/- Smp Err)	Std Dev
	count	%	count	%	count	%	count	%	count	%		
Mathematics	12	39%	4	13%	7	23%	2	6%	6	19%	174-178-182	21

### Explanatory Notes

Tests shown in gray are excluded from summary statistics. Either the test occurred outside the testing window for a term, had an invalid score, or was a repeat test for a student within a term.

Test Invalidation Reasons: \*\*\*1 The test duration was too short to provide a valid result. \*\*\*2 The overall RIT score for this test is above the valid range. \*\*\*3 The overall RIT score for this test is below the valid range.

\*\*\*4 The standard error for this test is below acceptable limits. \*\*\*5 The standard error for this test is above acceptable limits. \*\*\*6 The test has been identified as invalid. \*\*\*7 High level of rapid guessing has invalidated test.

Summary data for groups of less than 10 are generally suppressed because they are not statistically reliable.

\* This data is not available for reporting. Please refer to help and documentation for more information.

Lexile® is a trademark of MetaMetrics, Inc., and is registered in the United States and abroad.



# Grade Report

## Grade 2

**Term:** Winter 2019-2020  
**District:** TEACH Public Schools  
**School:** TEACH Prep Mildred S. Cunningham

**Norms Reference Data:** 2015  
**Weeks of Instruction:** 20 (Winter 2020)  
**Grouping:** Ethnicity  
**Small Group Display:** Yes

### Mathematics

#### Ethnicity: B

Summary	
Total Students With Valid Growth Test Scores	8
Mean RIT	179.6
Standard Deviation	17.6
District Grade Level Mean RIT	*
Students At or Above District Grade Level Mean RIT	*
Norm Grade Level Mean RIT	186.4
Students At or Above Norm Grade Level Mean RIT	3

Overall Performance	Lo %ile < 21		LoAvg %ile 21-40		Avg %ile 41-60		HiAvg %ile 61-80		Hi %ile > 80		Mean RIT (+/- Smp Err)	Std Dev
	count	%	count	%	count	%	count	%	count	%		
Ethnicity: B	3	38%	1	13%	2	25%	1	13%	1	13%	173-180-186	17.6

#### Explanatory Notes

Tests shown in gray are excluded from summary statistics. Either the test occurred outside the testing window for a term, had an invalid score, or was a repeat test for a student within a term.

Test Invalidation Reasons: \*\*\*1 The test duration was too short to provide a valid result. \*\*\*2 The overall RIT score for this test is above the valid range. \*\*\*3 The overall RIT score for this test is below the valid range.

\*\*\*4 The standard error for this test is below acceptable limits. \*\*\*5 The standard error for this test is above acceptable limits. \*\*\*6 The test has been identified as invalid. \*\*\*7 High level of rapid guessing has invalidated test.

Summary data for groups of less than 10 are generally suppressed because they are not statistically reliable.

\* This data is not available for reporting. Please refer to help and documentation for more information.

Lexile® is a trademark of MetaMetrics, Inc., and is registered in the United States and abroad.



# Grade Report

## Grade 2

**Term:** Winter 2019-2020  
**District:** TEACH Public Schools  
**School:** TEACH Prep Mildred S. Cunningham

**Norms Reference Data:** 2015  
**Weeks of Instruction:** 20 (Winter 2020)  
**Grouping:** Ethnicity  
**Small Group Display:** Yes

### Mathematics

Ethnicity: H

Summary	
Total Students With Valid Growth Test Scores	23
Mean RIT	177.6
Standard Deviation	22.4
District Grade Level Mean RIT	*
Students At or Above District Grade Level Mean RIT	*
Norm Grade Level Mean RIT	186.4
Students At or Above Norm Grade Level Mean RIT	8

Overall Performance	Lo %ile < 21		LoAvg %ile 21-40		Avg %ile 41-60		HiAvg %ile 61-80		Hi %ile > 80		Mean RIT (+/- Smp Err)	Std Dev
	count	%	count	%	count	%	count	%	count	%		
Ethnicity: H	9	39%	3	13%	5	22%	1	4%	5	22%	173-178-182	22.4

### Explanatory Notes

Tests shown in gray are excluded from summary statistics. Either the test occurred outside the testing window for a term, had an invalid score, or was a repeat test for a student within a term.

Test Invalidation Reasons: \*\*\*1 The test duration was too short to provide a valid result. \*\*\*2 The overall RIT score for this test is above the valid range. \*\*\*3 The overall RIT score for this test is below the valid range.

\*\*\*4 The standard error for this test is below acceptable limits. \*\*\*5 The standard error for this test is above acceptable limits. \*\*\*6 The test has been identified as invalid. \*\*\*7 High level of rapid guessing has invalidated test.

Summary data for groups of less than 10 are generally suppressed because they are not statistically reliable.

\* This data is not available for reporting. Please refer to help and documentation for more information.

Lexile® is a trademark of MetaMetrics, Inc., and is registered in the United States and abroad.





# Grade Report

## Grade 2

**Term:** Winter 2019-2020  
**District:** TEACH Public Schools  
**School:** TEACH Prep Mildred S. Cunningham

**Norms Reference Data:** 2015  
**Weeks of Instruction:** 20 (Winter 2020)  
**Grouping:** Ethnicity  
**Small Group Display:** Yes

### Reading

Summary	
Total Students With Valid Growth Test Scores	34
Mean RIT	173.1
Standard Deviation	16.1
District Grade Level Mean RIT	*
Students At or Above District Grade Level Mean RIT	*
Norm Grade Level Mean RIT	184.2
Students At or Above Norm Grade Level Mean RIT	10

Overall Performance	Lo %ile < 21		LoAvg %ile 21-40		Avg %ile 41-60		HiAvg %ile 61-80		Hi %ile > 80		Mean RIT (+/- Smp Err)	Std Dev
	count	%	count	%	count	%	count	%	count	%		
Reading	16	47%	5	15%	8	24%	2	6%	3	9%	170-173-176	16.1

### Explanatory Notes

Tests shown in gray are excluded from summary statistics. Either the test occurred outside the testing window for a term, had an invalid score, or was a repeat test for a student within a term.

Test Invalidation Reasons: \*\*\*1 The test duration was too short to provide a valid result. \*\*\*2 The overall RIT score for this test is above the valid range. \*\*\*3 The overall RIT score for this test is below the valid range.

\*\*\*4 The standard error for this test is below acceptable limits. \*\*\*5 The standard error for this test is above acceptable limits. \*\*\*6 The test has been identified as invalid. \*\*\*7 High level of rapid guessing has invalidated test.

Summary data for groups of less than 10 are generally suppressed because they are not statistically reliable.

\* This data is not available for reporting. Please refer to help and documentation for more information.

Lexile® is a trademark of MetaMetrics, Inc., and is registered in the United States and abroad.



# Grade Report

## Grade 2

**Term:** Winter 2019-2020  
**District:** TEACH Public Schools  
**School:** TEACH Prep Mildred S. Cunningham

**Norms Reference Data:** 2015  
**Weeks of Instruction:** 20 (Winter 2020)  
**Grouping:** Ethnicity  
**Small Group Display:** Yes

### Reading

#### Ethnicity: B

Summary	
Total Students With Valid Growth Test Scores	10
Mean RIT	171.4
Standard Deviation	16.6
District Grade Level Mean RIT	*
Students At or Above District Grade Level Mean RIT	*
Norm Grade Level Mean RIT	184.2
Students At or Above Norm Grade Level Mean RIT	3

Overall Performance	Lo %ile < 21		LoAvg %ile 21-40		Avg %ile 41-60		HiAvg %ile 61-80		Hi %ile > 80		Mean RIT (+/- Smp Err)	Std Dev
	count	%	count	%	count	%	count	%	count	%		
Ethnicity: B	7	70%	0	0%	1	10%	1	10%	1	10%	166-171-177	16.6

#### Explanatory Notes

Tests shown in gray are excluded from summary statistics. Either the test occurred outside the testing window for a term, had an invalid score, or was a repeat test for a student within a term.

Test Invalidation Reasons: \*\*\*1 The test duration was too short to provide a valid result. \*\*\*2 The overall RIT score for this test is above the valid range. \*\*\*3 The overall RIT score for this test is below the valid range.

\*\*\*4 The standard error for this test is below acceptable limits. \*\*\*5 The standard error for this test is above acceptable limits. \*\*\*6 The test has been identified as invalid. \*\*\*7 High level of rapid guessing has invalidated test.

Summary data for groups of less than 10 are generally suppressed because they are not statistically reliable.

\* This data is not available for reporting. Please refer to help and documentation for more information.

Lexile® is a trademark of MetaMetrics, Inc., and is registered in the United States and abroad.



# Grade Report

## Grade 2

**Term:** Winter 2019-2020  
**District:** TEACH Public Schools  
**School:** TEACH Prep Mildred S. Cunningham

**Norms Reference Data:** 2015  
**Weeks of Instruction:** 20 (Winter 2020)  
**Grouping:** Ethnicity  
**Small Group Display:** Yes

### Reading

Ethnicity: H

Summary	
Total Students With Valid Growth Test Scores	24
Mean RIT	173.8
Standard Deviation	16.2
District Grade Level Mean RIT	*
Students At or Above District Grade Level Mean RIT	*
Norm Grade Level Mean RIT	184.2
Students At or Above Norm Grade Level Mean RIT	7

Overall Performance	Lo %ile < 21		LoAvg %ile 21-40		Avg %ile 41-60		HiAvg %ile 61-80		Hi %ile > 80		Mean RIT (+/- Smp Err)	Std Dev
	count	%	count	%	count	%	count	%	count	%		
Ethnicity: H	9	38%	5	21%	7	29%	1	4%	2	8%	170-174-177	16.2

### Explanatory Notes

Tests shown in gray are excluded from summary statistics. Either the test occurred outside the testing window for a term, had an invalid score, or was a repeat test for a student within a term.

Test Invalidation Reasons: \*\*\*1 The test duration was too short to provide a valid result. \*\*\*2 The overall RIT score for this test is above the valid range. \*\*\*3 The overall RIT score for this test is below the valid range.

\*\*\*4 The standard error for this test is below acceptable limits. \*\*\*5 The standard error for this test is above acceptable limits. \*\*\*6 The test has been identified as invalid. \*\*\*7 High level of rapid guessing has invalidated test.

Summary data for groups of less than 10 are generally suppressed because they are not statistically reliable.

\* This data is not available for reporting. Please refer to help and documentation for more information.

Lexile® is a trademark of MetaMetrics, Inc., and is registered in the United States and abroad.



# Grade Report

## Grade 2

**Term:** Winter 2019-2020  
**District:** TEACH Public Schools  
**School:** TEACH Prep Mildred S. Cunningham

**Norms Reference Data:** 2015  
**Weeks of Instruction:** 20 (Winter 2020)  
**Grouping:** Ethnicity  
**Small Group Display:** Yes

### Language Usage

Summary	
Total Students With Valid Growth Test Scores	35
Mean RIT	172.5
Standard Deviation	15.4
District Grade Level Mean RIT	*
Students At or Above District Grade Level Mean RIT	*
Norm Grade Level Mean RIT	184.9
Students At or Above Norm Grade Level Mean RIT	9

	Lo %ile < 21		LoAvg %ile 21-40		Avg %ile 41-60		HiAvg %ile 61-80		Hi %ile > 80		Mean RIT (+/- Smp Err)	Std Dev
	count	%	count	%	count	%	count	%	count	%		
<b>Overall Performance</b>												
Language Usage	16	46%	7	20%	8	23%	2	6%	2	6%	170-172-175	15.4

### Explanatory Notes

Tests shown in gray are excluded from summary statistics. Either the test occurred outside the testing window for a term, had an invalid score, or was a repeat test for a student within a term.

Test Invalidation Reasons: \*\*\*1 The test duration was too short to provide a valid result. \*\*\*2 The overall RIT score for this test is above the valid range. \*\*\*3 The overall RIT score for this test is below the valid range.

\*\*\*4 The standard error for this test is below acceptable limits. \*\*\*5 The standard error for this test is above acceptable limits. \*\*\*6 The test has been identified as invalid. \*\*\*7 High level of rapid guessing has invalidated test.

Summary data for groups of less than 10 are generally suppressed because they are not statistically reliable.

\* This data is not available for reporting. Please refer to help and documentation for more information.

Lexile® is a trademark of MetaMetrics, Inc., and is registered in the United States and abroad.



# Grade Report

## Grade 2

**Term:** Winter 2019-2020  
**District:** TEACH Public Schools  
**School:** TEACH Prep Mildred S. Cunningham

**Norms Reference Data:** 2015  
**Weeks of Instruction:** 20 (Winter 2020)  
**Grouping:** Ethnicity  
**Small Group Display:** Yes

### Language Usage

#### Ethnicity: B

Summary	
Total Students With Valid Growth Test Scores	9
Mean RIT	171.2
Standard Deviation	20
District Grade Level Mean RIT	*
Students At or Above District Grade Level Mean RIT	*
Norm Grade Level Mean RIT	184.9
Students At or Above Norm Grade Level Mean RIT	3

Overall Performance	Lo %ile < 21		LoAvg %ile 21-40		Avg %ile 41-60		HiAvg %ile 61-80		Hi %ile > 80		Mean RIT (+/- Smp Err)	Std Dev
	count	%	count	%	count	%	count	%	count	%		
Ethnicity: B	5	56%	1	11%	1	11%	1	11%	1	11%	164-171-178	20

#### Explanatory Notes

Tests shown in gray are excluded from summary statistics. Either the test occurred outside the testing window for a term, had an invalid score, or was a repeat test for a student within a term.

Test Invalidation Reasons: \*\*\*1 The test duration was too short to provide a valid result. \*\*\*2 The overall RIT score for this test is above the valid range. \*\*\*3 The overall RIT score for this test is below the valid range.

\*\*\*4 The standard error for this test is below acceptable limits. \*\*\*5 The standard error for this test is above acceptable limits. \*\*\*6 The test has been identified as invalid. \*\*\*7 High level of rapid guessing has invalidated test.

Summary data for groups of less than 10 are generally suppressed because they are not statistically reliable.

\* This data is not available for reporting. Please refer to help and documentation for more information.

Lexile® is a trademark of MetaMetrics, Inc., and is registered in the United States and abroad.



# Grade Report

## Grade 2

**Term:** Winter 2019-2020  
**District:** TEACH Public Schools  
**School:** TEACH Prep Mildred S. Cunningham

**Norms Reference Data:** 2015  
**Weeks of Instruction:** 20 (Winter 2020)  
**Grouping:** Ethnicity  
**Small Group Display:** Yes

### Language Usage

Ethnicity: H

Summary	
Total Students With Valid Growth Test Scores	26
Mean RIT	172.9
Standard Deviation	13.9
District Grade Level Mean RIT	*
Students At or Above District Grade Level Mean RIT	*
Norm Grade Level Mean RIT	184.9
Students At or Above Norm Grade Level Mean RIT	6

Overall Performance	Lo %ile < 21		LoAvg %ile 21-40		Avg %ile 41-60		HiAvg %ile 61-80		Hi %ile > 80		Mean RIT (+/- Smp Err)	Std Dev
	count	%	count	%	count	%	count	%	count	%		
Ethnicity: H	11	42%	6	23%	7	27%	1	4%	1	4%	170-173-176	13.9

### Explanatory Notes

Tests shown in gray are excluded from summary statistics. Either the test occurred outside the testing window for a term, had an invalid score, or was a repeat test for a student within a term.

Test Invalidation Reasons: \*\*\*1 The test duration was too short to provide a valid result. \*\*\*2 The overall RIT score for this test is above the valid range. \*\*\*3 The overall RIT score for this test is below the valid range.

\*\*\*4 The standard error for this test is below acceptable limits. \*\*\*5 The standard error for this test is above acceptable limits. \*\*\*6 The test has been identified as invalid. \*\*\*7 High level of rapid guessing has invalidated test.

Summary data for groups of less than 10 are generally suppressed because they are not statistically reliable.

\* This data is not available for reporting. Please refer to help and documentation for more information.

Lexile® is a trademark of MetaMetrics, Inc., and is registered in the United States and abroad.