



Frayser Community Schools

Frayser Community Schools Monthly Board Meeting

Date and Time

Tuesday April 9, 2024 at 5:30 PM CDT

Location

Join Zoom Meeting

<https://us06web.zoom.us/j/85135812397?pwd=RFhoQ05UQytobjZiV1gvU3dQNUlWQT09>

Meeting ID: 851 3581 2397

Passcode: N74qcy

One tap mobile

+19292056099,,85135812397#,,,,*932670# US (New York)

+13017158592,,85135812397#,,,,*932670# US (Washington DC)

Dial by your location

• +1 929 205 6099 US (New York)

• +1 301 715 8592 US (Washington DC)

• +1 305 224 1968 US

• +1 309 205 3325 US

• +1 312 626 6799 US (Chicago)

• +1 646 931 3860 US

• +1 346 248 7799 US (Houston)

• +1 360 209 5623 US

- +1 386 347 5053 US
- +1 507 473 4847 US
- +1 564 217 2000 US
- +1 669 444 9171 US
- +1 669 900 6833 US (San Jose)
- +1 689 278 1000 US
- +1 719 359 4580 US
- +1 253 205 0468 US
- +1 253 215 8782 US (Tacoma)

Meeting ID: 851 3581 2397

Passcode: 932670

Find your local number: <https://us06web.zoom.us/j/kci5ujZaw6>

Agenda

	Purpose	Presenter	Time
I. Opening Items			5:30 PM
Opening Items			
A. Record Attendance and Guests		Latisha Warren	1 m
B. Call the Meeting to Order		Candice Reddick	1 m
C. Approve Minutes	Approve Minutes	Candice Reddick	1 m
II. CEO Updates			
• Remembering the Vision			
III. Finance			
A. Finance Committee Updates	FYI	Greg Thompson	
NO FINANCIALS TO PRESENT THIS MEETING.			
IV. Academic Excellence			5:33 PM

	Purpose	Presenter	Time
A. Academic Excellence Committee Updates	FYI	Brett Lawson	20 m
<ul style="list-style-type: none"> • FCS Academic Updates <ul style="list-style-type: none"> ◦ 2023-2024 Academic and Curricular Updates 			
V. Development			5:53 PM
A. Development Committee Updates	FYI	Bobby White	20 m
<ul style="list-style-type: none"> • FCS 10 Year Anniversary Celebration <ul style="list-style-type: none"> ◦ May 24, 2024 @ 7:00 <ul style="list-style-type: none"> ▪ Bombay Ballroom, Cordova, TN ▪ Black Tie ◦ Early Bird Special ◦ General Admission • 2024 FCS Day 			
VI. Public Comments			6:13 PM
A. Public Comments/Announcement		Candice Reddick	10 m
VII. Closing Items			6:23 PM
A. Adjourn Meeting	Vote	Candice Reddick	1 m

Coversheet

Academic Excellence Committee Updates



Section: IV. Academic Excellence
Item: A. Academic Excellence Committee Updates
Purpose: FYI
Submitted by:
Related Material: FCS Comparative Data 2023-2024 SY.pptx

FCS | **Frayser Community Schools**

FCS

Frayser Community Schools

Connecting Communities Through Schools



Comparative Data Analysis Mastery View Predictive Assessment 2024-2025 School Year

April 9, 2024

Dr. LaWanda M. Clark,
Director of Curriculum and Instruction

FCS

**Frayser
Community
Schools**

FCS | **Frayser Community Schools**

Connecting Communities Through Schools



KEY TERMS-Review



**Frayser
Community
Schools**

The Achievement Levels provided in this report are projections for how the student will do on their State Test. These projections are based upon the student's performance on this benchmark assessment. *

TN Achievement Levels & Descriptions:

- 1 - Below Expectations**
- 2 - Approaching Expectations**
- 3 - Met Expectations**
- 4 - Exceeded Expectations**

Depth of Knowledge

DoK1: Requires the basic recall of concepts, definitions, facts, and processes.

DoK1 Achievement Level:

4

DoK2: Requires the ability to apply skills and concepts, relationships, and main ideas.

DoK2 Achievement Level:

3

DoK3: Requires deep understanding as exhibited through planning, using evidence, and more demanding cognitive reasoning.

DoK3 Achievement Level:

3



Computation for Comparative Analysis

- Average the Projected Percentage Proficiency & Total Scores for Test 1 Administration and Test 2 Administration (division of standards-selected for testing)
- Subtract the average of Test 1 and Test 2 from the Projected Percentage Proficiency & Total Scores of Test 3 Administration (Composite of all standards)



DISTRICT REPORT	2023-24 Benchmark Geometry	Year Round/Traditional 1st Administration	
------------------------	---------------------------------------	--	--

Assessment Items: 30			Assessment Results			Depth of Knowledge			Group Results												
Class, School & District Results	Class Per	Total Sco	Avg Perc Corr	Proj Perc Prof	Avg Sugg Marks	DoK 1 n=7	DoK 2 n=16	DoK 3 n=7	G.CO. A n=8	G.CO. B n=6	G.CO. C n=7	G.CO. D n=3	G.GP E.A n=6	na n=	na n=	na n=	na n=	na n=	na n=	na n=	
MLK Prep High	All	98	27.5	2.0	55-F	1.4	1.3	1.5	1.3	1.3	1.5	1.6	1.3								
Fraser Community	All	98	27.5	2.0	55-F	1.4	1.3	1.5	1.3	1.3	1.5	1.6	1.3								

DISTRICT REPORT	2023-24 Benchmark Geometry	Year Round/Traditional 2nd Administration	
------------------------	---------------------------------------	--	--

Assessment Items: 35			Assessment Results			Depth of Knowledge			Group Results												
Class, School & District Results	Class Per	Total Sco	Avg Perc Corr	Proj Perc Prof	Avg Sugg Marks	DoK 1 n=8	DoK 2 n=20	DoK 3 n=7	G.CO. A n=5	G.CO. B n=3	G.CO. C-D n=5	G.GP E n=3	G.SR T.1 n=3	G.SR T.2 n=3	G.SR T.3 n=3	G.SR T.4 n=4	G.SR T.5 n=6	na n=	na n=	na n=	
MLK Prep High	All	91	29.0	2.2	56-F	1.6	1.4	1.5	1.6	1.5	1.7	1.5	1.2	1.4	1.5	1.3	1.6				
Fraser Community	All	91	29.0	2.2	56-F	1.6	1.4	1.5	1.6	1.5	1.7	1.5	1.2	1.4	1.5	1.3	1.6				

DISTRICT REPORT	2023-24 Benchmark Geometry	Year Round/Traditional Final Comp Administration	
------------------------	---------------------------------------	---	--

Assessment Items: 42			Assessment Results			Depth of Knowledge			Group Results											
Class, School & District Results	Class Per	Total Sco	Avg Perc Corr	Proj Perc Prof	Avg Sugg Marks	DoK 1 n=7	DoK 2 n=26	DoK 3 n=9	G.C n=1	G.CO n=13	G.GM D n=3	G.GP E n=3	G.MG n=2	G.N.Q n=3	G.S.C P n=7	G.SR T n=10	na n=	na n=	na n=	na n=
MLK Prep High	All	70	36.9	21.4	60-D	2.0	1.6	1.6	1.5	1.6	1.6	1.6	2.4	2.2	2.0	1.5				
Fraser Community	All	70	36.9	21.4	60-D	2.0	1.6	1.6	1.5	1.6	1.6	1.6	2.4	2.2	2.0	1.5				

MLK: +19.3
Total Score: -
24.5



DISTRICT REPORT	2023-24 Benchmark Algebra 1	Year Round/Traditional 1st Administration	
------------------------	------------------------------------	--	--

Assessment Items: 30			Assessment Results			Depth of Knowledge			Group Results											
Class, School & District Results	Class Per	Total Sco	Avg Perc Corr	Proj Perc Prof	Avg Sugg Marks	DoK 1 n=4	DoK 2 n=20	DoK 3 n=6	A.CE D n=4	A.REI n=5	A.SSE .1 n=4	F.IF.1 -2 n=4	F.IF.4 -6 n=6	F.IF.7 -9 n=3	N.Q.1 n=4	na n=	na n=	na n=	na n=	na n=
MLK Prep High	All	102	27.3	1.0	53-F	1.3	1.2	1.4	1.3	1.8	1.4	1.3	1.3	1.2	1.5					
Fraser Community	All	102	27.3	1.0	53-F	1.3	1.2	1.4	1.3	1.8	1.4	1.3	1.3	1.2	1.5					

DISTRICT REPORT	2023-24 Benchmark Algebra 1	Year Round/Traditional 2nd Administration	
------------------------	------------------------------------	--	--

Assessment Items: 40			Assessment Results			Depth of Knowledge			Group Results											
Class, School & District Results	Class Per	Total Sco	Avg Perc Corr	Proj Perc Prof	Avg Sugg Marks	DoK 1 n=7	DoK 2 n=26	DoK 3 n=7	A.APR .1 n=2	A.CE D n=4	A.REI n=5	A.SSE n=4	F.BF n=2	F.IF.1 -3 n=5	F.IF.4 -6 n=5	F.IF.7 -9 n=4	F.LE n=5	N.Q.1 n=4	na n=	na n=
MLK Prep High	All	115	27.6	0.0	54-F	1.4	1.2	1.2	1.6	1.1	1.4	1.4	1.9	1.7	1.5	1.5	1.6	1.4		
Fraser Community	All	115	27.6	0.0	54-F	1.4	1.2	1.2	1.6	1.1	1.4	1.4	1.9	1.7	1.5	1.5	1.6	1.4		

DISTRICT REPORT	2023-24 Benchmark Algebra 1	Year Round/Traditional Final Comp Administration	
------------------------	------------------------------------	---	--

Assessment Items: 42			Assessment Results			Depth of Knowledge			Group Results											
Class, School & District Results	Class Per	Total Sco	Avg Perc Corr	Proj Perc Prof	Avg Sugg Marks	DoK 1 n=9	DoK 2 n=28	DoK 3 n=5	A.APR .1 n=2	A.CE D n=4	A.REI n=9	A.SSE .1 n=2	F.BF n=2	F.IF.1 -4 n=5	F.IF.5 -9 n=5	F.LE n=3	N.Q.1 n=3	S.ID n=7	na n=	na n=
MLK Prep High	All	101	39.3	17.8	61-D	1.9	1.6	2.0	2.2	1.8	1.6	2.0	2.0	2.2	1.9	1.8	2.3	1.4		
Fraser Community	All	101	39.3	17.8	61-D	1.9	1.6	2.0	2.2	1.8	1.6	2.0	2.0	2.2	1.9	1.8	2.3	1.4		

MLK: +17.3
Total Sco: -7.5



DISTRICT REPORT **2023-24 Benchmark Algebra 2** **Year Round/Traditional 1st Administration** **MASTERY VIEW Predictive Assessments**

Assessment Items: 32			Assessment Results			Depth of Knowledge			Group Results											
Class, School & District Results	Class Per	Total Sco	Avg Perc Corr	Proj Perc Prof	Avg Sugg Marks	DoK 1 n=7	DoK 2 n=18	DoK 3 n=7	A.APR n=2	A.CE D n=5	A.REI n=5	A.SSE .1 n=2	F.BF. 1 n=2	F.BF. 2-4 n=5	F.IF.1 -3 n=4	F.IF.4 -5 n=3	F.IF.6 n=2	N.RN. 1 n=2	na n=	na n=
MLK Prep High	All	91	25.5	0.0	53-F	1.5	1.1	1.2	1.5	1.7	1.6	1.5	2.3	1.6	1.1	1.0	1.5	1.4		
Fraser Community	All	91	25.5	0.0	53-F	1.5	1.1	1.2	1.5	1.7	1.6	1.5	2.3	1.6	1.1	1.0	1.5	1.4		

DISTRICT REPORT **2023-24 Benchmark Algebra 2** **Year Round/Traditional 2nd Administration** **MASTERY VIEW Predictive Assessments**

Assessment Items: 38			Assessment Results			Depth of Knowledge			Group Results											
Class, School & District Results	Class Per	Total Sco	Avg Perc Corr	Proj Perc Prof	Avg Sugg Marks	DoK 1 n=9	DoK 2 n=25	DoK 3 n=4	A.APR n=2	A.CE D n=4	A.REI n=4	A.SSE .1 n=3	F.BF. 1-3 n=4	F.BF. 4 n=4	F.IF.1 -4 n=5	F.IF.5 -6 n=4	F.LE n=2	N n=6	na n=	na n=
MLK Prep High	All	78	37.9	3.8	59-F	1.6	1.6	1.4	2.1	1.6	1.8	2.1	1.7	1.5	2.0	1.4	1.8	1.6		
Fraser Community	All	78	37.9	3.8	59-F	1.6	1.6	1.4	2.1	1.6	1.8	2.1	1.7	1.5	2.0	1.4	1.8	1.6		

DISTRICT REPORT **2023-24 Benchmark Algebra 2** **Year Round/Traditional Final Comp Administration** **MASTERY VIEW Predictive Assessments**

Assessment Items: 42			Assessment Results			Depth of Knowledge			Group Results											
Class, School & District Results	Class Per	Total Sco	Avg Perc Corr	Proj Perc Prof	Avg Sugg Marks	DoK 1 n=12	DoK 2 n=24	DoK 3 n=6	A.APR n=2	A.CE D n=3	A.REI n=4	A.SSE n=2	F.BF n=4	F.IF n=7	F.LE n=2	N n=9	S.CP n=3	S.IC n=3	S.ID n=3	na n=
MLK Prep High	All	77	46.1	26.0	64-D	1.8	2.1	1.8	2.5	1.7	2.2	2.3	2.0	1.6	2.5	2.1	1.9	1.6	1.9	
Fraser Community	All	77	46.1	26.0	64-D	1.8	2.1	1.8	2.5	1.7	2.2	2.3	2.0	1.6	2.5	2.1	1.9	1.6	1.9	

MLK: +24.1
Total Sco: -7.5



DISTRICT REPORT **2023-24 Benchmark English I** **Year Round/Traditional 1st Administration** **MASTERY VIEW Predictive Assessments**

Assessment Items: 35			Assessment Results			Depth of Knowledge			Text Difficulty			Strand Results				Genre Results	
Class, School & District Results	Class Per	Total Sco	Avg Perc Corr	Proj Perc Prof	Avg Sugg Marks	DoK 1 n=3	DoK 2 n=21	DoK 3 n=11	Easy n=8	Medium n=14	Hard n=8	Read Lit n=12	Read Info n=13	Conv n=5	Read Vocab n=5	Literary n=14	Nonf/ Inform n=16
MLK Prep High	All	109	32.5	3.7	55-F	1.5	1.3	1.4	1.4	1.3	1.3	1.3	1.4	1.2	1.5	1.3	1.4
Frayser Community	All	109	32.5	3.7	55-F	1.5	1.3	1.4	1.4	1.3	1.3	1.3	1.4	1.2	1.5	1.3	1.4

DISTRICT REPORT **2023-24 Benchmark English I** **Year Round/Traditional 2nd Administration** **MASTERY VIEW Predictive Assessments**

Assessment Items: 40			Assessment Results			Depth of Knowledge			Text Difficulty			Strand Results				Genre Results	
Class, School & District Results	Class Per	Total Sco	Avg Perc Corr	Proj Perc Prof	Avg Sugg Marks	DoK 1 n=2	DoK 2 n=31	DoK 3 n=7	Easy n=10	Medium n=18	Hard n=7	Read Lit n=14	Read Info n=15	Conv n=5	Read Vocab n=6	Literary n=18	Nonf/ Inform n=17
MLK Prep High	All	105	30.6	1.0	56-F	2.3	1.3	1.2	1.5	1.4	1.5	1.4	1.3	1.5	1.8	1.4	1.3
Frayser Community	All	105	30.6	1.0	56-F	2.3	1.3	1.2	1.5	1.4	1.5	1.4	1.3	1.5	1.8	1.4	1.3

DISTRICT REPORT **2023-24 Benchmark English I** **Year Round/Traditional Final Comp Administration** **MASTERY VIEW Predictive Assessments**

Assessment Items: 45			Assessment Results			Depth of Knowledge			Text Difficulty			Strand Results				Genre Results	
Class, School & District Results	Class Per	Total Sco	Avg Perc Corr	Proj Perc Prof	Avg Sugg Marks	DoK 1 n=0	DoK 2 n=24	DoK 3 n=21	Easy n=10	Medium n=18	Hard n=12	Read Lit n=16	Read Info n=16	Conv n=5	Read Vocab n=8	Literary n=21	Nonf/ Inform n=19
MLK Prep High	All	97	30.4	8.2	59-F		1.5	1.5	1.8	1.6	1.7	1.6	1.4	1.4	1.7	1.6	1.5
Frayser Community	All	97	30.4	8.2	59-F		1.5	1.5	1.8	1.6	1.7	1.6	1.4	1.4	1.7	1.6	1.5

MLK: + 5.85
Total Sco: -10



DISTRICT REPORT	2023-24 Benchmark English II	Year Round/Traditional 1st Administration	MASTERY VIEW Predictive Assessments
------------------------	-------------------------------------	--	--

Assessment Items: 35			Assessment Results			Depth of Knowledge			Text Difficulty			Strand Results				Genre Results	
Class, School & District Results	Class Per	Total Sco	Avg Perc Corr	Proj Perc Prof	Avg Sugg Marks	DoK 1 n=2	DoK 2 n=23	DoK 3 n=10	Easy n=8	Medium n=15	Hard n=7	Read Lit n=12	Read Info n=13	Conv n=5	Read Vocab n=5	Literary n=15	Nonf/Inform n=15
MLK Prep High	All	94	34.6	7.4	56-F	1.7	1.5	1.4	1.5	1.6	1.6	1.5	1.4	1.5	1.9	1.6	1.4
Fraser Community	All	94	34.6	7.4	56-F	1.7	1.5	1.4	1.5	1.6	1.6	1.5	1.4	1.5	1.9	1.6	1.4

DISTRICT REPORT	2023-24 Benchmark English II	Year Round/Traditional 2nd Administration	MASTERY VIEW Predictive Assessments
------------------------	-------------------------------------	--	--

Assessment Items: 40			Assessment Results			Depth of Knowledge			Text Difficulty			Strand Results				Genre Results	
Class, School & District Results	Class Per	Total Sco	Avg Perc Corr	Proj Perc Prof	Avg Sugg Marks	DoK 1 n=2	DoK 2 n=33	DoK 3 n=5	Easy n=0	Medium n=20	Hard n=15	Read Lit n=14	Read Info n=14	Conv n=5	Read Vocab n=7	Literary n=19	Nonf/Inform n=16
MLK Prep High	All	92	34.1	16.3	60-D	2.3	1.7	1.6		1.8	1.7	1.7	1.6	1.9	1.9	1.7	1.6
Fraser Community	All	92	34.1	16.3	60-D	2.3	1.7	1.6		1.8	1.7	1.7	1.6	1.9	1.9	1.7	1.6

DISTRICT REPORT	2023-24 Benchmark English II	Year Round/Traditional Final Comp Administration	MASTERY VIEW Predictive Assessments
------------------------	-------------------------------------	---	--

Assessment Items: 45			Assessment Results			Depth of Knowledge			Text Difficulty			Strand Results				Genre Results	
Class, School & District Results	Class Per	Total Sco	Avg Perc Corr	Proj Perc Prof	Avg Sugg Marks	DoK 1 n=4	DoK 2 n=32	DoK 3 n=9	Easy n=6	Medium n=27	Hard n=7	Read Lit n=17	Read Info n=16	Conv n=5	Read Vocab n=7	Literary n=20	Nonf/Inform n=20
MLK Prep High	All	85	43.5	50.6	67-D	2.3	2.1	1.9	2.1	2.1	2.2	2.0	2.2	2.1	2.4	2.1	2.1
Fraser Community	All	85	43.5	50.6	67-D	2.3	2.1	1.9	2.1	2.1	2.2	2.0	2.2	2.1	2.4	2.1	2.1

MLK: +38.75
Total Sco. -8



DISTRICT REPORT			2023-24 Benchmark US History						Year Round/Traditional 1st Administration												
Assessment Items: 30			Assessment Results			Depth of Knowledge			Topic Results												
Class, School & District Results	Class Per	Total Sco	Avg Perc Corr	Proj Perc Prof	Avg Sugg Marks	DoK 1 n=3	DoK 2 n=10	DoK 3 n=17	WesE x n=3	Indus n=8	Prog n=13	Imp n=6	WW1 n=	20s n=	Dep n=	WW2 n=	Cold W n=	50s n=	CRM n=	60sPr n=	
MLK Prep High	All	103	31.9	6.8	57-F	1.4	1.4	1.4	1.6	1.6	1.5	1.2									
Fraser Community	All	103	31.9	6.8	57-F	1.4	1.4	1.4	1.6	1.6	1.5	1.2									

DISTRICT REPORT			2023-24 Benchmark US History						Year Round/Traditional 2nd Administration												
Assessment Items: 40			Assessment Results			Depth of Knowledge			Topic Results												
Class, School & District Results	Class Per	Total Sco	Avg Perc Corr	Proj Perc Prof	Avg Sugg Marks	DoK 1 n=4	DoK 2 n=17	DoK 3 n=19	WesE x n=3	Indus n=5	Prog n=9	Imp n=4	WW1 n=5	20s n=8	Dep n=6	WW2 n=	Cold W n=	50s n=	CRM n=	60sPr n=	
MLK Prep High	All	65	42.4	13.8	60-D	1.8	1.9	1.6	2.0	1.7	1.9	2.1	1.7	1.6	2.0						
Fraser Community	All	65	42.4	13.8	60-D	1.8	1.9	1.6	2.0	1.7	1.9	2.1	1.7	1.6	2.0						

DISTRICT REPORT			2023-24 Benchmark US History						Year Round/Traditional Final Comp Administration											
Assessment Items: 50			Assessment Results			Depth of Knowledge			Topic Results											
Class, School & District Results	Class Per	Total Sco	Avg Perc Corr	Proj Perc Prof	Avg Sugg Marks	DoK 1 n=6	DoK 2 n=20	DoK 3 n=24	WesE x n=3	Indus n=3	Prog n=4	Imp n=3	WW1 n=3	20s n=5	Dep n=4	WW2 n=6	Cold W n=6	50s n=3	CRM n=3	60sPr n=7
MLK Prep High	All	79	46.2	35.4	64-D	2.1	2.1	2.1	2.0	2.1	1.9	2.3	2.3	2.4	1.4	2.2	1.7	2.3	2.2	2.4
Fraser Community	All	79	46.2	35.4	64-D	2.1	2.1	2.1	2.0	2.1	1.9	2.3	2.3	2.4	1.4	2.2	1.7	2.3	2.2	2.4

**MLK: + 25.1
Total Sco. -5**



DISTRICT REPORT **2023-24 Benchmark Biology** **Year Round/Traditional 1st Administration** **MASTERY VIEW Predictive Assessments**

Assessment Items: 25			Assessment Results			Depth of Knowledge			Group Results											
Class, School & District Results	Class Per	Total Sco	Avg Perc Corr	Proj Perc Prof	Avg Sugg Marks	DoK 1 n=5	DoK 2 n=16	DoK 3 n=4	LS1.1 n=3	LS1.2 n=4	LS1.3 n=3	LS1.4 n=4	LS1.5 n=4	LS1.6 n=3	LS1.7 n=4	na n=	na n=	na n=	na n=	na n=
MLK Prep High	All	111	37.7	6.3	60-D	2.3	1.7	1.5	2.6	1.8	1.3	1.5	1.3	1.5	1.9					
Frayser Community	All	111	37.7	6.3	60-D	2.3	1.7	1.5	2.6	1.8	1.3	1.5	1.3	1.5	1.9					

DISTRICT REPORT **2023-24 Benchmark Biology** **Year Round/Traditional 2nd Administration** **MASTERY VIEW Predictive Assessments**

Assessment Items: 30			Assessment Results			Depth of Knowledge			Group Results											
Class, School & District Results	Class Per	Total Sco	Avg Perc Corr	Proj Perc Prof	Avg Sugg Marks	DoK 1 n=3	DoK 2 n=22	DoK 3 n=5	LS1 n=18	LS2 n=12	na n=	na n=	na n=	na n=	na n=	na n=	na n=	na n=	na n=	na n=
MLK Prep High	All	92	42.2	23.9	64-D	2.2	2.0	2.1	2.1	1.7										
Frayser Community	All	92	42.2	23.9	64-D	2.2	2.0	2.1	2.1	1.7										

DISTRICT REPORT **2023-24 Benchmark Biology** **Year Round/Traditional Final Comp Administration** **MASTERY VIEW Predictive Assessments**

Assessment Items: 45			Assessment Results			Depth of Knowledge			Group Results											
Class, School & District Results	Class Per	Total Sco	Avg Perc Corr	Proj Perc Prof	Avg Sugg Marks	DoK 1 n=3	DoK 2 n=31	DoK 3 n=11	ETS2 n=4	LS1 n=19	LS2 n=10	LS3 n=6	LS4 n=6	na n=	na n=	na n=	na n=	na n=	na n=	na n=
MLK Prep High	All	70	43.5	41.4	66-D	2.8	1.9	2.2	2.5	2.1	2.2	2.0	2.4							
Frayser Community	All	70	43.5	41.4	66-D	2.8	1.9	2.2	2.5	2.1	2.2	2.0	2.4							

MLK: + 26.3
Total Sco: -31.5




HMS +5.5
Total Sco: -2

WMS +5.9
Total Sco: +10

DISTRICT REPORT			2023-24 Benchmark			6th Grade Math			Year Round/Traditional			1st Administration			MASTERY VIEW Predictive Assessments						
Assessment Items: 30			Assessment Results			Depth of Knowledge			Group Results												
Class, School & District Results	Class Per	Total Sco	Avg Perc Corr	Proj Perc Prof	Avg Sugg Marks	DoK 1 n=13	DoK 2 n=15	DoK 3 n=2	EE.1 n=4	EE.2 n=6	EE.6 n=4	G.1 n=4	G.4 n=4	NS.3 n=4	NS.4 n=4	na n=	na n=	na n=	na n=	na n=	
Humes Middle	All	57	29.9	1.8	54-F	1.3	1.1	1.6	1.3	1.5	1.7	1.1	1.2	2.1	1.5						
Westside Middle	All	89	31.8	1.1	55-F	1.3	1.2	1.5	1.1	1.6	1.8	1.1	1.1	2.6	1.4						
Frayser Community	All	146	31.1	1.4	55-F	1.3	1.2	1.5	1.2	1.5	1.8	1.1	1.2	2.4	1.4						

DISTRICT REPORT			2023-24 Benchmark			6th Grade Math			Year Round/Traditional			2nd Administration			MASTERY VIEW Predictive Assessments						
Assessment Items: 35			Assessment Results			Depth of Knowledge			Group Results												
Class, School & District Results	Class Per	Total Sco	Avg Perc Corr	Proj Perc Prof	Avg Sugg Marks	DoK 1 n=12	DoK 2 n=19	DoK 3 n=4	EE n=3	G.1&4 n=2	G.2 n=4	NS.1 n=4	NS.2 n=4	NS.3-4 n=2	RP.1 n=4	RP.2 n=4	RP.3a-b n=4	RP.3c-d n=4	na n=	na n=	
Humes Middle	All	57	34.5	1.8	57-F	1.2	1.5	1.4	1.4	1.7	1.3	1.3	2.1	2.0	1.4	1.9	1.7	1.7			
Westside Middle	All	79	41.6	12.7	60-D	1.6	1.7	1.6	2.0	1.7	1.4	1.6	2.5	2.6	1.5	2.0	1.6	1.9			
Frayser Community	All	136	38.6	8.1	59-F	1.5	1.7	1.5	1.7	1.7	1.3	1.5	2.4	2.3	1.4	2.0	1.6	1.8			

DISTRICT REPORT			2023-24 Benchmark			6th Grade Math			Year Round/Traditional			Final Comp Administration			MASTERY VIEW Predictive Assessments					
Assessment Items: 40			Assessment Results			Depth of Knowledge			Group Results											
Class, School & District Results	Class Per	Total Sco	Avg Perc Corr	Proj Perc Prof	Avg Sugg Marks	DoK 1 n=11	DoK 2 n=20	DoK 3 n=9	EE.1-4 n=6	EE.5-9 n=6	G n=3	NS.1-4 n=5	NS.5-6 n=4	NS.7-8 n=4	RP.1-2 n=3	RP.3 n=4	SP n=5	na n=	na n=	na n=
Humes Middle	All	55	37.0	7.3	56-F	1.6	1.5	1.5	1.4	1.7	1.5	1.5	1.7	1.5	1.6	1.8	1.5			
Westside Middle	All	94	41.4	12.8	58-F	1.8	1.5	1.6	1.6	1.8	1.6	1.6	1.9	1.8	2.0	1.7	1.6			
Frayser Community	All	149	39.8	10.7	58-F	1.7	1.5	1.6	1.5	1.8	1.6	1.6	1.8	1.7	1.9	1.8	1.5			



HMS +3.6
Total Sco: -4.5

WMS +1.75
Total Sco: +4

DISTRICT REPORT		2023-24 Benchmark 7th Grade Math					Year Round/Traditional 1st Administration													
Assessment Items: 30			Assessment Results			Depth of Knowledge			Group Results											
Class, School & District Results	Class Per	Total Sco	Avg Perc Corr	Proj Perc Prof	Avg Sugg Marks	DoK 1 n=6	DoK 2 n=18	DoK 3 n=6	G.1 n=4	G.3 n=4	NS.1 n=6	RP.1 n=4	RP.2a -b n=4	RP.2c -d n=4	RP.3 n=4	na n=	na n=	na n=	na n=	na n=
Humes Middle	All	54	30.4	3.7	54-F	1.4	1.3	1.4	1.4	1.4	1.5	1.4	1.6	1.6	1.5					
Westside Middle	All	78	30.0	1.3	54-F	1.1	1.3	1.3	1.5	1.5	1.4	1.3	1.4	1.5	1.4					
Fraser Community	All	132	30.2	2.3	54-F	1.2	1.3	1.3	1.5	1.4	1.4	1.3	1.5	1.6	1.4					

DISTRICT REPORT		2023-24 Benchmark 7th Grade Math					Year Round/Traditional 2nd Administration													
Assessment Items: 35			Assessment Results			Depth of Knowledge			Group Results											
Class, School & District Results	Class Per	Total Sco	Avg Perc Corr	Proj Perc Prof	Avg Sugg Marks	DoK 1 n=13	DoK 2 n=16	DoK 3 n=6	EE.1 n=3	EE.2 n=4	EE.3 n=4	EE.4 n=4	G.1&3 n=2	NS.1 n=2	NS.2a -b n=4	NS.2c -d n=4	NS.3 n=4	RP n=4	na n=	na n=
Humes Middle	All	49	32.0	6.1	57-F	1.6	1.5	1.2	1.6	1.1	1.7	1.4	1.7	1.7	1.6	1.6	1.5	1.8		
Westside Middle	All	78	26.0	0.0	53-F	1.3	1.3	1.1	1.3	1.1	1.7	1.3	1.6	1.9	1.2	1.5	1.4	1.2		
Fraser Community	All	127	28.3	2.4	54-F	1.4	1.4	1.1	1.4	1.1	1.7	1.3	1.7	1.8	1.3	1.6	1.5	1.4		

DISTRICT REPORT		2023-24 Benchmark 7th Grade Math					Year Round/Traditional Final Comp Administration													
Assessment Items: 40			Assessment Results			Depth of Knowledge			Group Results											
Class, School & District Results	Class Per	Total Sco	Avg Perc Corr	Proj Perc Prof	Avg Sugg Marks	DoK 1 n=12	DoK 2 n=24	DoK 3 n=4	EE.1-2 n=4	EE.3-4 n=6	G n=5	NS n=9	RP n=8	SP n=8	na n=	na n=	na n=	na n=	na n=	na n=
Humes Middle	All	47	34.9	8.5	59-F	2.1	1.3	1.3	1.4	1.8	1.8	2.4	1.6	1.1						
Westside Middle	All	82	28.4	2.4	55-F	1.3	1.2	1.4	1.2	1.5	1.8	1.4	1.5	1.2						
Fraser Community	All	129	30.8	4.7	57-F	1.6	1.3	1.3	1.3	1.6	1.8	1.8	1.6	1.2						



HMS +4.85
Total Sco: -2.5

WMS +0.4
Total Sco: +14.5

DISTRICT REPORT			2023-24 Benchmark 8th Grade Math			Year Round/Traditional 1st Administration										MASTERY VIEW Predictive Assessments				
Assessment Items: 25			Assessment Results			Depth of Knowledge			Group Results											
Class, School & District Results	Class Per	Total Sco	Avg Perc Corr	Proj Perc Prof	Avg Sugg Marks	DoK 1 n=5	DoK 2 n=12	DoK 3 n=8	EE.5 n=4	EE.6 n=4	G.1a n=3	G.1b n=3	G.1c n=3	G.1d n=3	G.2 n=5	na n=	na n=	na n=	na n=	na n=
Humes Middle	All	71	37.5	15.5	59-F	2.1	1.8	1.7	1.7	1.3	2.2	1.8	2.0	1.7	1.8					
Westside Middle	All	83	27.8	1.2	54-F	1.7	1.3	1.4	1.4	1.3	1.8	1.7	1.5	1.3	1.3					
Fraser Community	All	154	32.3	7.8	56-F	1.9	1.5	1.6	1.5	1.3	2.0	1.7	1.7	1.5	1.5					

DISTRICT REPORT			2023-24 Benchmark 8th Grade Math			Year Round/Traditional 2nd Administration										MASTERY VIEW Predictive Assessments				
Assessment Items: 34			Assessment Results			Depth of Knowledge			Group Results											
Class, School & District Results	Class Per	Total Sco	Avg Perc Corr	Proj Perc Prof	Avg Sugg Marks	DoK 1 n=12	DoK 2 n=12	DoK 3 n=10	EE.5-6 n=3	EE.7a n=3	EE.7b n=3	EE.8a n=2	EE.8b n=3	F.1 n=3	F.2 n=4	F.3 n=3	F.4 n=4	G n=6	na n=	na n=
Humes Middle	All	70	36.3	10.0	60-D	1.8	1.5	1.5	1.3	1.7	2.0	2.1	1.7	1.2	1.4	1.9	1.4	2.3		
Westside Middle	All	88	26.6	0.0	55-F	1.3	1.1	1.3	1.3	1.3	1.5	1.8	1.3	1.1	1.2	1.2	1.2	2.0		
Fraser Community	All	158	30.9	4.4	57-F	1.5	1.3	1.4	1.3	1.4	1.7	1.9	1.4	1.2	1.3	1.5	1.3	2.1		

DISTRICT REPORT			2023-24 Benchmark 8th Grade Math			Year Round/Traditional Final Comp Administration										MASTERY VIEW Predictive Assessments				
Assessment Items: 40			Assessment Results			Depth of Knowledge			Group Results											
Class, School & District Results	Class Per	Total Sco	Avg Perc Corr	Proj Perc Prof	Avg Sugg Marks	DoK 1 n=8	DoK 2 n=26	DoK 3 n=6	EE.A n=6	EE.B n=4	EE.C n=6	F.A n=4	F.B n=4	G.A n=5	G.B&C n=4	NS n=2	SP n=5	na n=	na n=	na n=
Humes Middle	All	68	37.2	17.6	61-D	2.0	1.7	1.7	1.8	1.7	1.4	1.4	1.5	2.3	1.6	2.1	2.1			
Westside Middle	All	100	28.2	1.0	55-F	1.6	1.2	1.3	1.3	1.5	1.2	1.2	1.3	1.8	1.5	1.7	1.7			
Fraser Community	All	168	31.8	7.7	58-F	1.7	1.4	1.5	1.5	1.6	1.3	1.3	1.4	2.0	1.5	1.8	1.9			




HMS +1.3
Total Sco: -2.5

WMS +6.6
Total Sco: +31

DISTRICT REPORT			2023-24 Benchmark 6th Grade ELA			Year Round/Traditional 1st Administration			MASTERY VIEW Predictive Assessments								
Assessment Items: 35			Assessment Results			Depth of Knowledge			Text Difficulty			Strand Results				Genre Results	
Class, School & District Results	Class Per	Total Sco	Avg Perc Corr	Proj Perc Prof	Avg Sugg Marks	DoK 1 n=3	DoK 2 n=22	DoK 3 n=10	Easy n=9	Medium n=12	Hard n=9	Read Lit n=10	Read Info n=11	Conv n=5	Read Vocab n=9	Literary n=14	Nonf/ Inform n=16
Humes Middle	All	56	36.3	7.1	57-F	1.9	1.4	1.3	1.6	1.6	1.6	1.5	1.3	1.3	1.7	1.5	1.4
Westside Middle	All	84	41.3	9.5	60-D	2.5	1.6	1.6	1.7	1.8	1.7	1.5	1.6	1.3	2.1	1.7	1.6
Frayser Community	All	140	39.3	8.6	59-F	2.2	1.5	1.5	1.7	1.7	1.6	1.5	1.5	1.3	2.0	1.6	1.6

DISTRICT REPORT			2023-24 Benchmark 6th Grade ELA			Year Round/Traditional 2nd Administration			MASTERY VIEW Predictive Assessments								
Assessment Items: 40			Assessment Results			Depth of Knowledge			Text Difficulty			Strand Results				Genre Results	
Class, School & District Results	Class Per	Total Sco	Avg Perc Corr	Proj Perc Prof	Avg Sugg Marks	DoK 1 n=3	DoK 2 n=24	DoK 3 n=13	Easy n=9	Medium n=26	Hard n=0	Read Lit n=13	Read Info n=13	Conv n=5	Read Vocab n=9	Literary n=18	Nonf/ Inform n=17
Humes Middle	All	51	37.6	5.9	58-F	1.9	1.5	1.4	1.7	1.4		1.3	1.5	1.5	1.7	1.3	1.7
Westside Middle	All	42	34.0	7.1	56-F	1.8	1.5	1.3	1.9	1.4		1.3	1.3	1.4	1.7	1.4	1.6
Frayser Community	All	93	36.0	6.5	57-F	1.9	1.5	1.3	1.8	1.4		1.3	1.4	1.5	1.7	1.3	1.7

DISTRICT REPORT			2023-24 Benchmark 6th Grade ELA			Year Round/Traditional Final Comp Administration			MASTERY VIEW Predictive Assessments								
Assessment Items: 45			Assessment Results			Depth of Knowledge			Text Difficulty			Strand Results				Genre Results	
Class, School & District Results	Class Per	Total Sco	Avg Perc Corr	Proj Perc Prof	Avg Sugg Marks	DoK 1 n=3	DoK 2 n=27	DoK 3 n=15	Easy n=8	Medium n=24	Hard n=8	Read Lit n=14	Read Info n=18	Conv n=5	Read Vocab n=8	Literary n=17	Nonf/ Inform n=23
Humes Middle	All	51	36.3	7.8	60-D	1.9	1.6	1.5	2.0	1.5	1.8	1.8	1.4	1.8	1.8	1.7	1.4
Westside Middle	All	94	40.6	14.9	62-D	2.3	1.8	1.6	2.0	1.6	2.1	1.9	1.7	2.2	1.9	1.8	1.6
Frayser Community	All	145	39.1	12.4	61-D	2.1	1.8	1.6	2.0	1.6	2.0	1.9	1.6	2.1	1.9	1.8	1.5



HMS +13.25
Total Sco: -2.5

WMS +8.75
Total Sco: +7

DISTRICT REPORT **2023-24 Benchmark** **Year Round/Traditional** **MASTERY VIEW Predictive Assessments**
7th Grade ELA **1st Administration**


Assessment Items: 35			Assessment Results			Depth of Knowledge			Text Difficulty			Strand Results				Genre Results	
Class, School & District Results	Class Per	Total Sco	Avg Perc Corr	Proj Perc Prof	Avg Sugg Marks	DoK 1 n=2	DoK 2 n=20	DoK 3 n=13	Easy n=7	Medium n=16	Hard n=7	Read Lit n=12	Read Info n=12	Conv n=5	Read Vocab n=6	Literary n=14	Nonf/Inform n=16
Humes Middle	All	50	33.4	4.0	57-F	2.2	1.3	1.6	2.0	1.5	1.3	1.6	1.4	1.6	1.6	1.4	1.5
Westside Middle	All	72	35.8	5.6	59-F	2.2	1.4	1.7	2.3	1.6	1.2	1.6	1.5	1.8	1.7	1.5	1.6
Fraser Community	All	122	34.8	4.9	58-F	2.2	1.4	1.7	2.2	1.6	1.2	1.6	1.4	1.7	1.7	1.5	1.6

DISTRICT REPORT **2023-24 Benchmark** **Year Round/Traditional** **MASTERY VIEW Predictive Assessments**
7th Grade ELA **2nd Administration**

Assessment Items: 40			Assessment Results			Depth of Knowledge			Text Difficulty			Strand Results				Genre Results	
Class, School & District Results	Class Per	Total Sco	Avg Perc Corr	Proj Perc Prof	Avg Sugg Marks	DoK 1 n=2	DoK 2 n=23	DoK 3 n=15	Easy n=16	Medium n=11	Hard n=8	Read Lit n=14	Read Info n=14	Conv n=5	Read Vocab n=7	Literary n=16	Nonf/Inform n=19
Humes Middle	All	49	37.4	16.3	60-D	2.7	1.6	1.5	1.6	1.7	1.8	1.5	1.5	1.9	2.3	1.6	1.7
Westside Middle	All	74	34.2	9.5	58-F	2.4	1.5	1.4	1.5	1.6	1.7	1.5	1.4	1.7	2.0	1.5	1.7
Fraser Community	All	123	35.5	12.2	59-F	2.5	1.5	1.4	1.5	1.6	1.7	1.5	1.5	1.8	2.2	1.5	1.7

DISTRICT REPORT **2023-24 Benchmark** **Year Round/Traditional** **MASTERY VIEW Predictive Assessments**
7th Grade ELA **Final Comp Administration**

Assessment Items: 45			Assessment Results			Depth of Knowledge			Text Difficulty			Strand Results				Genre Results	
Class, School & District Results	Class Per	Total Sco	Avg Perc Corr	Proj Perc Prof	Avg Sugg Marks	DoK 1 n=0	DoK 2 n=28	DoK 3 n=17	Easy n=8	Medium n=26	Hard n=6	Read Lit n=16	Read Info n=16	Conv n=5	Read Vocab n=8	Literary n=17	Nonf/Inform n=23
Humes Middle	All	47	34.8	23.4	61-D		1.8	1.5	1.7	1.6	2.2	1.4	1.9	1.8	1.9	1.6	1.7
Westside Middle	All	80	31.7	16.3	60-D		1.6	1.6	1.8	1.5	2.1	1.4	1.6	1.9	1.8	1.5	1.6
Fraser Community	All	127	32.8	18.9	60-D		1.7	1.5	1.7	1.5	2.1	1.4	1.7	1.8	1.8	1.5	1.6




HMS +7.5
Total Sco :-5

WMS -0.45
Total Sco: +15

DISTRICT REPORT			2023-24 Benchmark 8th Grade ELA			Year Round/Traditional 1st Administration			MASTERY VIEW Predictive Assessments								
Assessment Items: 35			Assessment Results			Depth of Knowledge			Text Difficulty			Strand Results				Genre Results	
Class, School & District Results	Class Per	Total Sco	Avg Perc Corr	Proj Perc Prof	Avg Sugg Marks	DoK 1 n=0	DoK 2 n=27	DoK 3 n=8	Easy n=8	Medium n=19	Hard n=8	Read Lit n=12	Read Info n=12	Conv n=5	Read Vocab n=6	Literary n=15	Nonf/ Inform n=20
Humes Middle	All	74	36.0	9.5	57-F		1.5	1.3	1.5	1.4	1.4	1.5	1.4	1.4	1.8	1.5	1.3
Westside Middle	All	78	33.5	2.6	56-F		1.4	1.2	1.5	1.3	1.3	1.4	1.3	1.3	1.8	1.4	1.2
Fraser Community	All	152	34.7	5.9	57-F		1.4	1.3	1.5	1.3	1.3	1.5	1.4	1.3	1.8	1.4	1.3

DISTRICT REPORT			2023-24 Benchmark 8th Grade ELA			Year Round/Traditional 2nd Administration			MASTERY VIEW Predictive Assessments								
Assessment Items: 40			Assessment Results			Depth of Knowledge			Text Difficulty			Strand Results				Genre Results	
Class, School & District Results	Class Per	Total Sco	Avg Perc Corr	Proj Perc Prof	Avg Sugg Marks	DoK 1 n=1	DoK 2 n=18	DoK 3 n=21	Easy n=10	Medium n=15	Hard n=10	Read Lit n=14	Read Info n=14	Conv n=5	Read Vocab n=7	Literary n=18	Nonf/ Inform n=22
Humes Middle	All	74	42.9	18.9	61-D	3.2	1.7	1.6	1.9	1.8	1.6	1.9	1.5	2.0	1.8	1.9	1.6
Westside Middle	All	92	35.0	4.3	56-F	2.6	1.3	1.4	1.6	1.5	1.5	1.5	1.4	1.6	1.4	1.4	1.4
Fraser Community	All	166	38.5	10.8	59-F	2.9	1.5	1.5	1.7	1.6	1.5	1.7	1.5	1.8	1.6	1.6	1.5

DISTRICT REPORT			2023-24 Benchmark 8th Grade ELA			Year Round/Traditional Final Comp Administration			MASTERY VIEW Predictive Assessments								
Assessment Items: 45			Assessment Results			Depth of Knowledge			Text Difficulty			Strand Results				Genre Results	
Class, School & District Results	Class Per	Total Sco	Avg Perc Corr	Proj Perc Prof	Avg Sugg Marks	DoK 1 n=2	DoK 2 n=28	DoK 3 n=15	Easy n=7	Medium n=26	Hard n=7	Read Lit n=16	Read Info n=16	Conv n=5	Read Vocab n=8	Literary n=20	Nonf/ Inform n=20
Humes Middle	All	69	47.2	21.7	61-D	2.7	1.7	1.7	1.8	1.7	2.0	1.8	1.9	1.6	2.3	1.8	1.8
Westside Middle	All	100	33.9	3.0	55-F	2.2	1.2	1.3	1.5	1.2	1.4	1.4	1.2	1.4	1.5	1.4	1.2
Fraser Community	All	169	39.3	10.7	57-F	2.4	1.4	1.5	1.6	1.4	1.7	1.5	1.5	1.5	1.8	1.5	1.5



HMS +1.3
Total Sco: -3.5

WMS -19.05
Total Sco: -8.5

DISTRICT REPORT			2023-24 Benchmark			Year Round/Traditional			MASTERY VIEW Predictive Assessments												
			6th Grade Science						1st Administration												
Assessment Items: 25			Assessment Results			Depth of Knowledge			Group Results												
Class, School & District Results	Class Per	Total Sco	Avg Perc Corr	Proj Perc Prof	Avg Sugg Marks	DoK 1 n=3	DoK 2 n=14	DoK 3 n=8	ETS1 n=2	LS2 n=12	PS3 n=11	na n=	na n=	na n=	na n=	na n=	na n=	na n=	na n=	na n=	
Humes Middle	All	56	31.4	5.4	57-F	1.7	1.7	1.3	1.7	1.3	1.9										
Westside Middle	All	90	40.3	22.2	62-D	2.0	2.1	1.6	1.9	1.6	2.2										
Frayser Community	All	146	36.8	15.8	61-D	1.9	2.0	1.5	1.8	1.5	2.1										

DISTRICT REPORT			2023-24 Benchmark			Year Round/Traditional			MASTERY VIEW Predictive Assessments												
			6th Grade Science						2nd Administration												
Assessment Items: 30			Assessment Results			Depth of Knowledge			Group Results												
Class, School & District Results	Class Per	Total Sco	Avg Perc Corr	Proj Perc Prof	Avg Sugg Marks	DoK 1 n=2	DoK 2 n=18	DoK 3 n=10	ESS2 n=5	ESS3 n=2	ETS1 n=2	LS2 n=15	PS3 n=6	na n=	na n=	na n=	na n=	na n=	na n=	na n=	
Humes Middle	All	53	32.1	3.8	57-F	1.9	1.4	1.5	1.5	1.9	1.6	1.5	1.6								
Westside Middle	All	91	52.5	54.9	69-D	2.6	2.4	2.4	2.1	2.1	2.7	2.5	2.6								
Frayser Community	All	144	45.0	36.1	66-D	2.3	2.0	2.0	1.9	2.0	2.3	2.1	2.3								

DISTRICT REPORT			2023-24 Benchmark			Year Round/Traditional			MASTERY VIEW Predictive Assessments												
			6th Grade Science						Final Comp Administration												
Assessment Items: 43			Assessment Results			Depth of Knowledge			Group Results												
Class, School & District Results	Class Per	Total Sco	Avg Perc Corr	Proj Perc Prof	Avg Sugg Marks	DoK 1 n=4	DoK 2 n=24	DoK 3 n=15	ESS2 n=11	ESS3 n=6	ETS1 n=2	LS2 n=13	LS4 n=4	PS3 n=7	na n=	na n=	na n=	na n=	na n=	na n=	
Humes Middle	All	51	25.8	5.9	57-F	1.6	1.3	1.4	1.6	1.7	1.7	1.4	1.4	1.4							
Westside Middle	All	82	29.4	19.5	59-F	1.7	1.7	1.5	1.7	1.8	1.9	1.6	1.7	1.8							
Frayser Community	All	133	28.0	14.3	58-F	1.7	1.5	1.5	1.7	1.8	1.8	1.5	1.6	1.6							



HMS +8.5
Total Sco: 0

WMS +1.65
Total Sco: +9

DISTRICT REPORT			2023-24 Benchmark 7th Grade Science					Year Round/Traditional 1st Administration										MASTERY VIEW Predictive Assessments		
Assessment Items: 25			Assessment Results			Depth of Knowledge			Group Results											
Class, School & District Results	Class Per	Total Sco	Avg Perc Corr	Proj Perc Prof	Avg Sugg Marks	DoK 1 n=2	DoK 2 n=15	DoK 3 n=8	PS1.1 n=4	PS1.2 n=4	PS1.3 n=5	PS1.4 n=4	PS1.5 n=4	PS1.6 n=4	na n=	na n=	na n=	na n=	na n=	na n=
Humes Middle	All	49	29.0	6.1	58-F	2.2	1.4	1.8	1.8	1.3	1.4	2.0	1.4	2.2						
Westside Middle	All	73	27.7	1.4	57-F	2.0	1.4	1.8	1.8	1.2	1.3	1.9	1.3	2.0						
Fraser Community	All	122	28.2	3.3	57-F	2.1	1.4	1.8	1.8	1.3	1.4	2.0	1.4	2.1						

DISTRICT REPORT			2023-24 Benchmark 7th Grade Science					Year Round/Traditional 2nd Administration										MASTERY VIEW Predictive Assessments		
Assessment Items: 30			Assessment Results			Depth of Knowledge			Group Results											
Class, School & District Results	Class Per	Total Sco	Avg Perc Corr	Proj Perc Prof	Avg Sugg Marks	DoK 1 n=3	DoK 2 n=17	DoK 3 n=10	ETS2 n=2	LS1 n=16	PS1 n=12	na n=	na n=	na n=	na n=	na n=	na n=	na n=	na n=	na n=
Humes Middle	All	45	31.6	6.7	60-D	2.3	1.5	1.4	2.2	1.5	1.7									
Westside Middle	All	57	30.8	3.5	59-F	2.2	1.5	1.4	2.5	1.4	1.7									
Fraser Community	All	102	31.1	4.9	59-F	2.2	1.5	1.4	2.4	1.4	1.7									

DISTRICT REPORT			2023-24 Benchmark 7th Grade Science					Year Round/Traditional Final Comp Administration										MASTERY VIEW Predictive Assessments		
Assessment Items: 43			Assessment Results			Depth of Knowledge			Group Results											
Class, School & District Results	Class Per	Total Sco	Avg Perc Corr	Proj Perc Prof	Avg Sugg Marks	DoK 1 n=6	DoK 2 n=24	DoK 3 n=13	ESS3 n=4	ETS2 n=2	LS1 n=18	LS2 n=2	LS3 n=5	PS1 n=12	na n=	na n=	na n=	na n=	na n=	na n=
Humes Middle	All	47	31.8	14.9	60-D	1.8	1.6	1.8	2.4	2.1	1.6	1.8	1.4	1.7						
Westside Middle	All	74	26.4	4.1	57-F	1.6	1.4	1.5	2.1	1.9	1.4	2.1	1.3	1.4						
Fraser Community	All	121	28.5	8.3	59-F	1.6	1.5	1.6	2.2	2.0	1.5	2.0	1.3	1.5						



DISTRICT REPORT **2023-24 Benchmark 8th Grade Science** **Year Round/Traditional 1st Administration** **MASTERY VIEW Predictive Assessments**

Assessment Items: 25			Assessment Results			Depth of Knowledge			Group Results											
Class, School & District Results	Class Per	Total Sco	Avg Perc Corr	Proj Perc Prof	Avg Sugg Marks	DoK 1 n=2	DoK 2 n=13	DoK 3 n=10	ETS1 n=2	PS2 n=23	na n=	na n=	na n=	na n=	na n=	na n=	na n=	na n=	na n=	na n=
Humes Middle	All	71	39.9	8.5	60-D	2.2	1.7	1.5	2.1	1.5										
Westside Middle	All	85	37.3	7.1	57-F	1.9	1.5	1.5	1.9	1.4										
Fraser Community	All	156	38.5	7.7	58-F	2.0	1.6	1.5	2.0	1.5										

DISTRICT REPORT **2023-24 Benchmark 8th Grade Science** **Year Round/Traditional 2nd Administration** **MASTERY VIEW Predictive Assessments**

Assessment Items: 30			Assessment Results			Depth of Knowledge			Group Results											
Class, School & District Results	Class Per	Total Sco	Avg Perc Corr	Proj Perc Prof	Avg Sugg Marks	DoK 1 n=4	DoK 2 n=18	DoK 3 n=8	ETS1 n=2	PS2.1 n=4	PS2.2 n=3	PS2.3 n=3	PS2.4 n=3	PS2.5 n=3	PS4.1 n=4	PS4.2 n=4	PS4.3 n=4	na n=	na n=	na n=
Humes Middle	All	66	36.3	13.6	58-F	1.7	1.6	1.7	1.8	2.0	1.8	1.5	1.6	1.8	1.4	1.8	1.7			
Westside Middle	All	82	27.3	2.4	53-F	1.3	1.3	1.3	1.7	1.4	1.7	1.4	1.4	1.6	1.2	1.3	1.3			
Fraser Community	All	148	31.3	7.4	55-F	1.5	1.4	1.5	1.7	1.6	1.8	1.5	1.5	1.7	1.3	1.5	1.5			

DISTRICT REPORT **2023-24 Benchmark 8th Grade Science** **Year Round/Traditional Final Comp Administration** **MASTERY VIEW Predictive Assessments**

Assessment Items: 43			Assessment Results			Depth of Knowledge			Group Results											
Class, School & District Results	Class Per	Total Sco	Avg Perc Corr	Proj Perc Prof	Avg Sugg Marks	DoK 1 n=3	DoK 2 n=28	DoK 3 n=12	ESS1 n=4	ESS2 n=8	ESS3 n=4	ETS1 n=2	LS4 n=10	PS2 n=10	PS4 n=5	na n=	na n=	na n=	na n=	na n=
Humes Middle	All	57	38.1	26.3	62-D	1.6	1.8	1.7	1.8	1.6	1.6	1.9	1.9	1.9	2.0					
Westside Middle	All	92	31.3	2.2	57-F	1.7	1.4	1.3	1.7	1.3	1.6	1.6	1.4	1.6	1.6					
Fraser Community	All	149	33.9	11.4	60-D	1.6	1.6	1.4	1.7	1.4	1.6	1.7	1.6	1.7	1.8					

HMS +15.25
Total Sco: -11.5

WMS -2.55
Total Sco: 8.5




HMS -3.85
Total Sco: -.5

WMS +0.7
Total Sco: -2.5

DISTRICT REPORT			2023-24 Benchmark 6th Grade Soc Studies			Year Round/Traditional 1st Administration																
Assessment Items: 30			Assessment Results			Depth of Knowledge			Topic Results													
Class, School & District Results	Class Per	Total Sco	Avg Perc Corr	Proj Perc Prof	Avg Sugg Marks	DoK 1 n=7	DoK 2 n=10	DoK 3 n=13	FdHc n=9	Mespt n=21	AnEgt n=	AnIsr n=	AnInd n=	AnCh n=	AnGrc n=	AnRo m n=	na n=	na n=	na n=	na n=		
Humes Middle	All	56	50.4	12.5	61-D	1.9	1.9	1.6	1.6	1.9												
Westside Middle	All	91	48.3	12.1	60-D	1.7	1.8	1.7	1.6	1.7												
Frayser Community	All	147	49.1	12.2	61-D	1.8	1.9	1.6	1.6	1.8												

DISTRICT REPORT			2023-24 Benchmark 6th Grade Soc Studies			Year Round/Traditional 2nd Administration																
Assessment Items: 40			Assessment Results			Depth of Knowledge			Topic Results													
Class, School & District Results	Class Per	Total Sco	Avg Perc Corr	Proj Perc Prof	Avg Sugg Marks	DoK 1 n=6	DoK 2 n=22	DoK 3 n=12	FdHc n=4	Mespt n=8	AnEgt n=12	AnIsr n=7	AnInd n=9	AnCh n=	AnGrc n=	AnRo m n=	na n=	na n=	na n=	na n=		
Humes Middle	All	53	41.7	13.2	60-D	2.2	1.7	1.8	2.5	2.0	1.8	1.4	1.5									
Westside Middle	All	82	49.8	29.3	64-D	1.9	1.9	2.5	2.1	2.1	1.8	1.4	3.2									
Frayser Community	All	135	46.7	23.0	63-D	2.0	1.8	2.2	2.2	2.0	1.8	1.4	2.5									

DISTRICT REPORT			2023-24 Benchmark 6th Grade Soc Studies			Year Round/Traditional Final Comp Administration																
Assessment Items: 45			Assessment Results			Depth of Knowledge			Topic Results													
Class, School & District Results	Class Per	Total Sco	Avg Perc Corr	Proj Perc Prof	Avg Sugg Marks	DoK 1 n=8	DoK 2 n=21	DoK 3 n=16	FdHc n=3	Mespt n=5	AnEgt n=7	AnIsr n=3	AnInd n=5	AnCh n=5	AnGrc n=8	AnRo m n=9	na n=	na n=	na n=	na n=		
Humes Middle	All	54	41.3	16.7	62-D	2.3	1.8	1.6	2.3	2.2	2.2	1.9	1.8	1.8	2.0	1.6						
Westside Middle	All	84	44.4	21.4	63-D	2.4	2.0	1.7	2.7	2.4	2.2	2.0	2.0	2.0	2.1	1.7						
Frayser Community	All	138	43.2	19.6	63-D	2.4	1.9	1.7	2.5	2.3	2.2	2.0	1.9	1.9	2.1	1.7						



HMS +6.8
Total Sco: -3.5

WMS +4.75
Total Sco: +4.5

DISTRICT REPORT **2023-24 Benchmark** **Year Round/Traditional** **MASTERY VIEW Predictive Assessments**
7th Grade Soc Studies **1st Administration**

Assessment Items: 30			Assessment Results			Depth of Knowledge			Topic Results											
Class, School & District Results	Class Per	Total Sco	Avg Perc Corr	Proj Perc Prof	Avg Sugg Marks	DoK 1 n=5	DoK 2 n=15	DoK 3 n=10	EstAs n=22	Byzn n=8	SwaN a n=	WAfr n=	MidAg n=	Ren n=	PrRef n=	ScRev n=	CivA m n=	Expl n=	na n=	na n=
Humes Middle	All	51	38.1	9.8	58-F	2.3	1.6	1.5	1.6	1.4										
Westside Middle	All	72	32.6	2.8	55-F	1.8	1.4	1.3	1.4	1.2										
Frayser Community	All	123	34.9	5.7	56-F	2.0	1.5	1.4	1.5	1.3										

DISTRICT REPORT **2023-24 Benchmark** **Year Round/Traditional** **MASTERY VIEW Predictive Assessments**
7th Grade Soc Studies **2nd Administration**

Assessment Items: 40			Assessment Results			Depth of Knowledge			Topic Results											
Class, School & District Results	Class Per	Total Sco	Avg Perc Corr	Proj Perc Prof	Avg Sugg Marks	DoK 1 n=4	DoK 2 n=21	DoK 3 n=15	EstAs n=13	Byzn n=5	SwaN a n=12	WAfr n=10	MidAg n=	Ren n=	PrRef n=	ScRev n=	CivA m n=	Expl n=	na n=	na n=
Humes Middle	All	50	50.6	32.0	66-D	2.1	2.2	2.3	2.2	2.5	2.2	2.4								
Westside Middle	All	71	39.3	14.1	60-D	1.6	1.7	1.8	1.7	2.3	1.7	1.9								
Frayser Community	All	121	43.9	21.5	63-D	1.8	1.9	2.0	1.9	2.4	1.9	2.1								

DISTRICT REPORT **2023-24 Benchmark** **Year Round/Traditional** **MASTERY VIEW Predictive Assessments**
7th Grade Soc Studies **Final Comp Administration**

Assessment Items: 45			Assessment Results			Depth of Knowledge			Topic Results											
Class, School & District Results	Class Per	Total Sco	Avg Perc Corr	Proj Perc Prof	Avg Sugg Marks	DoK 1 n=7	DoK 2 n=24	DoK 3 n=14	EstAs n=4	Byzn n=3	SwaN a n=4	WAfr n=4	MidAg n=13	Ren n=4	PrRef n=4	ScRev n=3	CivA m n=3	Expl n=3	na n=	na n=
Humes Middle	All	47	41.8	27.7	64-D	2.1	1.6	2.4	1.8	1.7	1.8	2.1	1.9	1.7	2.0	1.9	2.2	1.8		
Westside Middle	All	76	35.5	13.2	60-D	1.9	1.4	2.0	1.6	1.4	1.4	1.7	1.7	1.7	1.6	2.1	1.9	1.4		
Frayser Community	All	123	37.9	18.7	62-D	2.0	1.5	2.1	1.7	1.6	1.6	1.8	1.8	1.7	1.8	2.0	2.0	1.5		



DISTRICT REPORT			2023-24 Benchmark 8th Grade Soc Studies			Year Round/Traditional 1st Administration																
Assessment Items: 30			Assessment Results			Depth of Knowledge			Topic Results													
Class, School & District Results	Class Per	Total Sco	Avg Perc Corr	Proj Perc Prof	Avg Sugg Marks	DoK 1 n=4	DoK 2 n=15	DoK 3 n=11	Colnz n=18	RdInd n=6	AmRe v n=6	NwGo v n=	NewN t n=	YngN T n=	Sec n=	Refrm n=	Jack n=	ExpNt n=	DivNt n=	CivRe c n=		
Humes Middle	All	70	57.6	44.3	67-D	2.6	2.3	2.5	2.3	2.2	2.6											
Westside Middle	All	87	32.8	2.3	55-F	1.4	1.1	1.4	1.2	1.6	1.5											
Fraser Community	All	157	43.9	21.0	61-D	1.9	1.7	1.9	1.7	1.9	2.0											

DISTRICT REPORT			2023-24 Benchmark 8th Grade Soc Studies			Year Round/Traditional 2nd Administration																
Assessment Items: 40			Assessment Results			Depth of Knowledge			Topic Results													
Class, School & District Results	Class Per	Total Sco	Avg Perc Corr	Proj Perc Prof	Avg Sugg Marks	DoK 1 n=6	DoK 2 n=24	DoK 3 n=10	Colnz n=12	RdInd n=4	AmRe v n=4	NwGo v n=4	NewN t n=4	YngN T n=5	Sec n=7	Refrm n=	Jack n=	ExpNt n=	DivNt n=	CivRe c n=		
Humes Middle	All	68	59.9	63.2	73-C	3.0	2.6	2.8	2.9	2.5	2.9	2.5	2.4	2.3	2.5							
Westside Middle	All	93	30.6	3.2	56-F	1.3	1.4	1.4	1.4	1.7	1.6	1.2	1.6	1.4	1.6							
Fraser Community	All	161	43.0	28.6	63-D	2.0	1.9	2.0	2.0	2.0	2.2	1.8	1.9	1.8	2.0							

DISTRICT REPORT			2023-24 Benchmark 8th Grade Soc Studies			Year Round/Traditional Final Comp Administration																
Assessment Items: 50			Assessment Results			Depth of Knowledge			Topic Results													
Class, School & District Results	Class Per	Total Sco	Avg Perc Corr	Proj Perc Prof	Avg Sugg Marks	DoK 1 n=7	DoK 2 n=29	DoK 3 n=14	Colnz n=6	RdInd n=1	AmRe v n=1	NwGo v n=5	NewN t n=4	YngN T n=3	Sec n=6	Refrm n=3	Jack n=4	ExpNt n=4	DivNt n=4	CivRe c n=9		
Humes Middle	All	56	49.0	44.6	70-C	2.4	2.3	2.3	2.8	2.6	2.2	2.5	2.2	2.3	2.8	2.8	2.3	2.1	2.5	2.3		
Westside Middle	All	95	27.2	5.3	57-F	1.3	1.3	1.4	1.8	1.9	1.7	1.5	1.8	1.6	1.9	2.0	1.5	1.5	1.8	1.4		
Fraser Community	All	151	35.3	19.9	61-D	1.7	1.7	1.8	2.2	2.1	1.9	1.9	2.0	1.9	2.2	2.3	1.8	1.7	2.1	1.7		

HMS -9.15
Total Sco: -13

WMS +2.6
Total Sco: -5