



Crossroads Charter Schools

Crossroads Monthly Board Meeting

Date and Time

Monday May 18, 2026 at 5:00 PM CDT

Crossroads Preparatory Academy
816 Broadway
KCMO 64105

Agenda

	Purpose	Presenter	Time
I. Opening Items			5:00 PM
A. Call the Meeting to Order		Spark Bookhart	1 m
B. Record Attendance		Spark Bookhart	1 m
C. Approve April Minutes	Approve Minutes	Spark Bookhart	1 m
D. Approve May Agenda	Vote	Spark Bookhart	1 m
E. Public Comment		Spark Bookhart	3 m
II. School Spotlight			5:07 PM

	Purpose	Presenter	Time
A. District Awards	FYI	Tysie McDowell	30 m
III. Finance			5:37 PM
A. April Check Register	Vote	Jillian Linn	2 m
B. April Financials and Draft FY27 Budget	FYI	Latresse Yarbough	10 m
IV. Governance			5:49 PM
A. Board Member Recruitment	Discuss	Spark Bookhart	10 m
B. Closed Session	Discuss	Spark Bookhart	20 m
<p>Closed session pursuant to RSMo §610.021(1) to discuss legal actions, litigation, and privileged communications with counsel.</p>			
V. Closing Items			6:19 PM
A. Adjourn Meeting	FYI	Spark Bookhart	1 m

Coversheet

Approve April Minutes

Section: I. Opening Items
Item: C. Approve April Minutes
Purpose: Approve Minutes
Submitted by:
Related Material: Minutes for Crossroads Monthly Board Meeting on April 27, 2026

APPROVED



Crossroads Charter Schools

Minutes

Crossroads Monthly Board Meeting

Date and Time

Monday April 27, 2026 at 5:00 PM

Crossroads Academy-Central Street
1011 Central
KCMO 64109

Trustees Present

C. Mitchell, D. Charity, J. Linn, J. Schwartz, P. Hardwick, S. Bookhart

Trustees Absent

J. Williams, L. Weekly, W. King

Guests Present

J. Leos, K. Parker, L. Yarbough (remote), T. McDowell

I. Opening Items

A. Call the Meeting to Order

S. Bookhart called a meeting of the board of trustees of Crossroads Charter Schools to order on Monday Apr 27, 2026 at 5:00 PM.

B. Record Attendance

C.

Approve March Minutes

C. Mitchell made a motion to approve the minutes from Crossroads Monthly Board Meeting on 03-30-26.

J. Linn seconded the motion.

The board **VOTED** to approve the motion.

D. Approve April Agenda

C. Mitchell made a motion to Approve April Agenda with the amendment to move the Closed Session before Finance.

J. Schwartz seconded the motion.

The board **VOTED** to approve the motion.

E. Public Comment

Former staff member Monique Young, shared information and responded to the board's questions.

II. School Spotlight

A. Jamon Finley- Central Street Highlights

Principcal Jamon Finley shared CS academic and behavior data.

III. Operations

A. Closed Session

J. Schwartz made a motion to Closed session pursuant to RSMo§610.021(13) and RSMo§610.021(1).

C. Mitchell seconded the motion.

The board **VOTED** to approve the motion.

Roll Call

J. Schwartz Aye

S. Bookhart Aye

C. Mitchell Aye

D. Charity Aye

L. Weekly Absent

W. King Absent

J. Linn Aye

J. Williams Absent

P. Hardwick Aye

J. Schwartz made a motion to return to open session.

J. Linn seconded the motion.

The board **VOTED** to approve the motion.

Roll Call

D. Charity Aye
L. Weekly Absent
P. Hardwick Aye
J. Williams Absent
C. Mitchell Aye
W. King Absent
J. Schwartz Aye
J. Linn Aye
S. Bookhart Aye

B. Bond Update

Heather Kutz shared the upcoming bond project on the CS and QH windows.

IV. Finance

A. March Check Register

P. Hardwick made a motion to Approve the March check register.
J. Schwartz seconded the motion.
The board **VOTED** to approve the motion.

B. March Financials

Latresse Yarbough shared the March financials.

C. Draft Budget FY27

Latresse Yarbough shared the draft FY 27 budget

D. Summer School Plan

P. Hardwick made a motion to Approve the plan for Summer School.
D. Charity seconded the motion.
The board **VOTED** to approve the motion.

E. Prior Year Correction and Property Tax Rollback

Latresse Yarbough shared information about the anticipated prior-year correction and Jackson County property tax rollback.

F. FY2024 990

The board recognized and discussed the 990

V. Governance

A.

Board Member Recruitment

Moved this discussion to May

B. MEC Personal Financial Disclosure Form

Spark Bookhart reminded board members to complete the MEC Personal Financial Disclosure Form before May 1.

VI. Closing Items

A. Adjourn Meeting

There being no further business to be transacted, and upon motion duly made, seconded and approved, the meeting was adjourned at 7:15 PM.

Respectfully Submitted,
T. McDowell

Coversheet

April Check Register

Section: III. Finance
Item: A. April Check Register
Purpose: Vote
Submitted by:
Related Material: 2026.04 CCS CheckRegisterbyType.pdf

Crossroads Charter Schools

Check Register by Type

Page: 1

05/04/2026 1:46 PM

Posted; Journal Code CD; Processing Month 04/2026

User ID: NAFIS

Payee Type: Vendor		Check Type: Automatic Payment			Checking Account ID: 13			
<u>Check Number</u>	<u>Check Date</u>	<u>Cleared</u>	<u>Void</u>	<u>Void Date</u>	<u>Entity ID</u>	<u>Entity Name</u>	<u>Check Amount</u>	
81104505	04/14/2026	X			BCBS	BLUE CROSS AND BLUE SHELD OF KANSAS CITY	109,436.66	
81104506	04/02/2026	X			QUALITY	QUALITY STAFF LEASING INC.	1,501.95	
81104507	04/24/2026	X			WEX	WEX	5,069.56	
81104508	04/13/2026	X			GOOGLEF	GOOGLE FIBER	131.30	
81104509	04/14/2026	X			GIBBSTECH	Gibbs Tech	7,957.88	
81104510	04/03/2026	X			CROSSFIRST	CROSSFIRST BANK	39,418.80	
81104511	04/06/2026	X			ACCIDENT	ACCIDENT FUND	4,364.90	
81104520	04/20/2026	X			TAKINGBIDS	Taking Bids Benefit Auctions	1,450.00	
81104529	04/06/2026	X			CROSSFIRCC	CROSSFIRST CREDIT CARD	20,463.35	
Checking Account ID: 13					Void Total:	0.00	Total without Voids:	189,794.40
Check Type Total: Automatic Payment					Void Total:	0.00	Total without Voids:	189,794.40

Payee Type: Vendor		Check Type: Check			Checking Account ID: 13		
<u>Check Number</u>	<u>Check Date</u>	<u>Cleared</u>	<u>Void</u>	<u>Void Date</u>	<u>Entity ID</u>	<u>Entity Name</u>	<u>Check Amount</u>
1933	04/11/2026	X			GOODMUSIC	Steven Echols	500.00
1934	04/21/2026	X			CATHIMMCON	Cathedral of the Immaculate Conception	1,000.00
88026107	04/07/2026	X			BRIDGGI	Bridging the Gap Interpreting	2,239.03
88026108	04/07/2026	X			SPARKWHEEL	SparkWheel, Inc.	12,500.00
88026109	04/07/2026	X			MYCHIEF	MY CHIEF PEOPLE OFFICER	875.00
88026110	04/07/2026	X			JOSTENS	JOSTENS	13.05
88026111	04/07/2026	X			SCHOOLECON	School of Economics	1,054.00
88026112	04/07/2026	X			UES	UES Consulting Services	1,095.00
88026113	04/07/2026	X			VELOCITI	Velociti Services	4,970.59
88026114	04/07/2026	X			VELOCITI	Velociti Services	911.08
88026115	04/07/2026	X			VELOCITI	Velociti Services	4,173.09
88026116	04/07/2026	X			GREENEXPEC	GREEN EXPECTATIONS LANDSCAPING	20.00
88026117	04/07/2026	X			GREENEXPEC	GREEN EXPECTATIONS LANDSCAPING	60.83
88026118	04/07/2026	X			STRASSER	STRASSER TRUE VALUE	128.82
88026119	04/07/2026	X			BILLELDER	Bill Elder Creative LLC	3,716.80
88026120	04/07/2026	X			BILLELDER	Bill Elder Creative LLC	766.40
88026121	04/07/2026	X			GREENEXPEC	GREEN EXPECTATIONS LANDSCAPING	208.58
88026122	04/07/2026	X			CARTROS	Rosalind Carter	375.00
88026123	04/07/2026	X			PLAZAACADE	THE PLAZA ACADEMY	1,200.00
88026124	04/07/2026	X			PLAZAACADE	THE PLAZA ACADEMY	1,200.00
88026125	04/07/2026	X			PLAZAACADE	THE PLAZA ACADEMY	1,200.00
88026126	04/07/2026	X			PLAZAACADE	THE PLAZA ACADEMY	1,200.00
88026127	04/07/2026	X			PLAZAACADE	THE PLAZA ACADEMY	1,200.00
88026128	04/07/2026	X			PLAZAACADE	THE PLAZA ACADEMY	225.00
88026129	04/07/2026	X			PLAZAACADE	THE PLAZA ACADEMY	1,200.00
88026130	04/07/2026	X			PLAZAACADE	THE PLAZA ACADEMY	1,200.00
88026131	04/07/2026	X			CAPRIVIOLE	CAPRIVIOLET PHOTOGRAPHY - CC	1,000.00
88026214	04/07/2026	X			GRAINGER	GRAINGER	284.79
88026300	04/07/2026	X			PALENMUSIC	Palen Music - Liberty	93.98
88026301	04/07/2026	X			SOLI	SOLI AND SOLI INC	30.00
88026302	04/07/2026	X			QUALITY	QUALITY STAFF LEASING INC.	2,718.09
88026303	04/07/2026	X			OFFICEPROD	OFFICE PRODUCTS ALLIANCE	1,156.74
88026803	04/07/2026	X			GARRASH	Ashley Garrett	160.00
88026804	04/07/2026	X			HARDTRI	Trissi Hardin	165.79
88026805	04/07/2026	X			PADEDEV	Devon Paden	380.00
88026806	04/07/2026	X			MCTYPER	Perrin McTye	1,166.67
88026807	04/07/2026	X			INDUSTRYSP	Industry Specific Solutions	1,208.00
88026808	04/07/2026	X			LANEYLISA	Lisa Laney	1,475.00
88026809	04/07/2026	X			INTEGRITY	Integrity Pro Services LLC	3,504.00
88026810	04/07/2026	X			EVERDRIVEN	EverDriven Technologies, LLC ALC Schools, LLC	7,660.25
88026811	04/07/2026	X			DONALD	DONALD E MAXWELL, LLC	12,479.30
88026812	04/07/2026	X			FLEXIBLEDU	FLEXIBLE EDUCATORS	15,000.25
88026813	04/07/2026	X			EDOPS	EdOps	16,112.67
88026814	04/07/2026	X			APPLE	APPLE INC.	40,800.00

Crossroads Charter Schools

Check Register by Type

Page: 2

05/04/2026 1:46 PM

Posted; Journal Code CD; Processing Month 04/2026

User ID: NAFIS

Payee Type: Vendor

Check Type: Check

Checking Account ID: 13

<u>Check Number</u>	<u>Check Date</u>	<u>Cleared</u>	<u>Void</u>	<u>Void Date</u>	<u>Entity ID</u>	<u>Entity Name</u>	<u>Check Amount</u>
88026815	04/07/2026	X			DWONLITTL	Dwon Littlejohn	825.00
88026816	04/07/2026	X			ATRONIC	ATRONIC ALARMS INC	828.98
88026817	04/07/2026	X			AMERDINING	AMERICAN FOOD & VENDING CORP	19,320.91
88026818	04/07/2026	X			AMAZON	AMAZON	810.24
88056377	04/14/2026	X			SOCEMYOGA	SOCIAL EMOTIONAL YOGA WITH MRS V LLC	525.00
88056378	04/14/2026	X			FIRSTSTUDE	FIRST STUDENT, INC.	29,762.64
88056379	04/14/2026	X			MCREALTY	MC REALTY GROUP, LLC	7,551.85
88056380	04/14/2026	X			GREENEXPEC	GREEN EXPECTATIONS LANDSCAPING	20.60
88056381	04/14/2026	X			GREENEXPEC	GREEN EXPECTATIONS LANDSCAPING	62.65
88056382	04/14/2026	X			STRASSER	STRASSER TRUE VALUE	25.84
88056383	04/14/2026	X			STRASSER	STRASSER TRUE VALUE	39.22
88056384	04/14/2026	X			HANOVER	THE HANOVER INSURANCE CO	1,651.00
88056385	04/14/2026	X			THYSSELEV	THYSSENKRUPP ELEVATOR CORP	478.10
88056386	04/14/2026	X			HANOVER	THE HANOVER INSURANCE CO	3,273.00
88056387	04/14/2026	X			AMMICRO	Vital Records	52.95
88056388	04/14/2026	X			ONTHEGO	On the Go Transporting LLC	195.00
88056389	04/14/2026	X			SPIRE	SPIRE	1,971.98
88056390	04/14/2026	X			KCWATER	KCMO WATER SERVICES DEPARTMENT	753.60
88056391	04/14/2026	X			CHILDRENS	CHILDREN'S CENTER FOR VISUALLY IMPAIRED, INC	1,044.73
88056392	04/14/2026	X			TWENJUL	Julie Twenter	250.00
88056521	04/14/2026	X			SMITHEREEN	SMITHEREEN PEST MANAGEMENT	75.00
88056522	04/14/2026	X			YMCA	YMCA	80.00
88056523	04/14/2026	X			GRAINGER	GRAINGER	58.13
88056524	04/14/2026	X			YARDI	YARDI MARKETPLACE	333.80
88056525	04/14/2026	X			YARDI	YARDI MARKETPLACE	949.93
88056595	04/14/2026	X			K12ITC	K12 ITC, INC.	4,966.00
88056596	04/14/2026	X			VICINITY	VICINITY/VEOLIA ENERGY	1,886.20
88056597	04/14/2026	X			LEXINGTON	LEXINGTON PLUMBING & HEATING CO INC	390.00
88056946	04/14/2026	X			HARRTER	Terry Harris	100.00
88056947	04/14/2026	X			LINMIC	Michelle Lin	200.00
88056948	04/14/2026	X			GANNLIS	LISA GANN	200.00
88056949	04/14/2026	X			SEIDCHE	Cheryl Seidel	210.00
88056950	04/14/2026	X			PETTGRE	Greta Pettijohn	240.00
88056951	04/14/2026	X			HUEYCAR	Caroline Huey	285.00
88056952	04/14/2026	X			GARRASH	Ashley Garrett	300.00
88056953	04/14/2026	X			MUELJUL	Julia Mueller-Corrison	300.00
88056954	04/14/2026	X			BADAKAR	Karen Badalucco	330.00
88056955	04/14/2026	X			PADEDEV	Devon Paden	350.00
88056956	04/14/2026	X			MCCLBRE	Breanda McClain	370.00
88056957	04/14/2026	X			DEFFEN	DEFFENBAUGH DISPOSAL SERV	733.95
88056958	04/14/2026	X			WEBERASSE	Lydia Weber	975.00
88056959	04/14/2026	X			BLUESYMPH	CC - BLUE SYMPHONY LLC	1,120.00
88056960	04/14/2026	X			TECPR	TEC Payroll Services INC	1,308.00
88056961	04/14/2026	X			INDUSTRYSP	Industry Specific Solutions	1,510.00
88056962	04/14/2026	X			MANIMEG	MEGAN MANION	1,750.00
88056963	04/14/2026	X			CANTEMI	EMILY CANTERNA	1,750.00
88056964	04/14/2026	X			WASHLAK	LaKeshia Washington	2,750.00
88056965	04/14/2026	X			EVERDRIVEN	EverDriven Technologies, LLC ALC Schools, LLC	8,334.90
88056966	04/14/2026	X			SHERWOOD	Sherwood Autism Center	10,825.26
88056967	04/14/2026	X			FLEXIBLEDU	FLEXIBLE EDUCATORS	19,776.54
88056968	04/14/2026	X			HIGENE	HI-GENE'S JANITORIAL	925.00
88056969	04/14/2026	X			AMERDINING	AMERICAN FOOD & VENDING CORP	11,698.01
88056970	04/14/2026	X			AMAZON	AMAZON	7,456.46
88181807	04/21/2026	X			JOSTENS	JOSTENS	857.95
88181808	04/21/2026	X			JOSTENS	JOSTENS	435.75
88181809	04/21/2026	X			MCREALTY	MC REALTY GROUP, LLC	54.99
88181810	04/21/2026	X			CHILDRENS	CHILDREN'S CENTER FOR VISUALLY IMPAIRED, INC	1,062.73

Crossroads Charter Schools

Check Register by Type

Page: 3

05/04/2026 1:46 PM

Posted; Journal Code CD; Processing Month 04/2026

User ID: NAFIS

Payee Type:	Vendor	Check Type:	Check	Checking Account ID:	13	
<u>Check Number</u>	<u>Check Date</u>	<u>Cleared</u>	<u>Void</u> <u>Void Date</u>	<u>Entity ID</u>	<u>Entity Name</u>	<u>Check Amount</u>
88181811	04/21/2026	X		CARTROS	Rosalind Carter	210.00
88181812	04/21/2026	X		KCWATER	KCMO WATER SERVICES DEPARTMENT	56.96
88181813	04/21/2026	X		KCWATER	KCMO WATER SERVICES DEPARTMENT	844.02
88181814	04/21/2026	X		KCWATER	KCMO WATER SERVICES DEPARTMENT	7.50
88181815	04/21/2026	X		KCWATER	KCMO WATER SERVICES DEPARTMENT	784.44
88181816	04/21/2026	X		KCWATER	KCMO WATER SERVICES DEPARTMENT	51.55
88181817	04/21/2026	X		PACT	Pact Construction Services, LLC	2,857.14
88181818	04/21/2026	X		KCWATER	KCMO WATER SERVICES DEPARTMENT	18.30
88181819	04/21/2026	X		KCWATER	KCMO WATER SERVICES DEPARTMENT	12.27
88181820	04/21/2026	X		BRIDGGI	Bridging the Gap Interpreting	15.00
88181821	04/21/2026	X		PLAZAACADE	THE PLAZA ACADEMY	150.00
88181822	04/21/2026	X		STRATEGOS	Strategos International, L.L.C	280.00
88181897	04/21/2026	X		YARDI	YARDI MARKETPLACE	1,723.85
88181898	04/21/2026	X		SMITHEREEN	SMITHEREEN PEST MANAGEMENT	95.00
88181899	04/21/2026	X		SMITHEREEN	SMITHEREEN PEST MANAGEMENT	95.00
88181951	04/21/2026	X		PUROZONE	PUROZONE	593.46
88181952	04/21/2026	X		K12ITC	K12 ITC, INC.	16,916.54
88181953	04/21/2026	X		OTIS	OTIS ELEVATOR	1,962.52
88181954	04/21/2026	X		OFFICEPROD	OFFICE PRODUCTS ALLIANCE	934.29
88182257	04/21/2026	X		HARRTER	Terry Harris	40.00
88182258	04/21/2026	X		HARDTRI	Trissi Hardin	80.45
88182259	04/21/2026	X		GOLDTIT	Titus Golden	225.00
88182260	04/21/2026	X		PADEDEV	Devon Paden	280.00
88182261	04/21/2026	X		LINMIC	Michelle Lin	300.00
88182262	04/21/2026	X		MUELJUL	Julia Mueller-Corrison	300.00
88182263	04/21/2026	X		PETTGRE	Greta Pettijohn	300.00
88182264	04/21/2026	X		MCCLBRE	Breanda McClain	300.00
88182265	04/21/2026	X		GANNLIS	LISA GANN	300.00
88182266	04/21/2026	X		BADAKAR	Karen Badalucco	315.00
88182267	04/21/2026	X		HUEYCAR	Caroline Huey	315.00
88182268	04/21/2026	X		GARRASH	Ashley Garrett	400.00
88182269	04/21/2026	X		SEIDCHE	Cheryl Seidel	420.00
88182270	04/21/2026	X		DEFFEN	DEFFENBAUGH DISPOSAL SERV	457.50
88182271	04/21/2026	X		DEFFEN	DEFFENBAUGH DISPOSAL SERV	460.08
88182272	04/21/2026	X		TAYLGAI	GAIL TAYLOR	523.75
88182273	04/21/2026	X		DEERBRE	Breanna Deering	1,250.00
88182274	04/21/2026	X		MACKCAS	Casey Mack	1,250.00
88182275	04/21/2026	X		LANEYLISA	Lisa Laney	1,475.00
88182276	04/21/2026	X		INDUSTRYSP	Industry Specific Solutions	1,510.00
88182277	04/21/2026	X		21STCENT	21ST CENTURY THERAPY, P.C.	5,815.00
88182278	04/21/2026	X		EVERDRIVEN	EverDriven Technologies, LLC ALC Schools, LLC	6,148.00
88182279	04/21/2026	X		SIMPLYB	Simply Yearbook	6,380.00
88182280	04/21/2026	X		FLEXIBLEDU	FLEXIBLE EDUCATORS	11,558.42
88182281	04/21/2026	X		KVC	KVC NILES	16,575.00
88182282	04/21/2026	X		BURRBRO	Brooke Burris	4,000.00
88182283	04/21/2026	X		PROCARE	ProCare Therapy	5,600.00
88182284	04/21/2026	X		BISTCOR	BIST / Cornerstones of Care	20,250.00
88182285	04/21/2026	X		AMAZON	AMAZON	608.37
88220079	04/28/2026	X		MSBA	MISSOURI SCHOOL BOARDS ASSOCIATION	1,596.29
88220080	04/28/2026	X		ROAD	ROAD RUNNER	751.99
88220081	04/28/2026	X		CARTROS	Rosalind Carter	255.00
88220082	04/28/2026	X		BRIDGGI	Bridging the Gap Interpreting	309.43
88220083	04/28/2026	X		BRIDGGI	Bridging the Gap Interpreting	327.56
88220084	04/28/2026	X		KASAELECTR	KASA ELECTRIC LLC	385.50
88220085	04/28/2026	X		VELOCITI	Velociti Services	2,894.82
88220086	04/28/2026	X		VELOCITI	Velociti Services	973.94
88220087	04/28/2026	X		VELOCITI	Velociti Services	3,763.32
88220088	04/28/2026	X		MIDCON	MID-CON MANAGEMENT LLC	4,200.00
88220089	04/28/2026	X		MCC	METROPOLITAN COMMUNITY COLLEGE	181.50

Crossroads Charter Schools

Check Register by Type

Page: 4

05/04/2026 1:46 PM

Posted; Journal Code CD; Processing Month 04/2026

User ID: NAFIS

Payee Type: Vendor		Check Type: Check			Checking Account ID: 13		
<u>Check Number</u>	<u>Check Date</u>	<u>Cleared</u>	<u>Void</u>	<u>Void Date</u>	<u>Entity ID</u>	<u>Entity Name</u>	<u>Check Amount</u>
88220186	04/28/2026	X			SMITHEREEN	SMITHEREEN PEST MANAGEMENT	95.00
88220187	04/28/2026	X			CTCORP	CT Corporation	198.00
88220319	04/28/2026	X			MIDWEST	MIDWEST TECHNOLOGY CONNECTION	55.00
88220728	04/28/2026	X			HARTER	Terry Harris	100.00
88220729	04/28/2026	X			PADEDEV	Devon Paden	160.00
88220730	04/28/2026	X			MCCLBRE	Breanda McClain	200.00
88220731	04/28/2026	X			GANNLIS	LISA GANN	200.00
88220732	04/28/2026	X			HUEYCAR	Caroline Huey	210.00
88220733	04/28/2026	X			DWONLITTL	Dwon Littlejohn	225.00
88220734	04/28/2026	X			ACTFINANCE	ACT FINANCE	253.75
88220735	04/28/2026	X			LINMIC	Michelle Lin	260.00
88220736	04/28/2026	X			MUELJUL	Julia Mueller-Corrison	280.00
88220737	04/28/2026	X			PETTGRE	Greta Pettijohn	280.00
88220738	04/28/2026	X			BADAKAR	Karen Badalucco	325.00
88220739	04/28/2026	X			SEIDCHE	Cheryl Seidel	380.00
88220740	04/28/2026	X			GARRASH	Ashley Garrett	400.00
88220741	04/28/2026	X			WHATIFPUPP	What If Puppets	600.00
88220742	04/28/2026	X			PAYPOOL	PAYPOOL	1,114.36
88220743	04/28/2026	X			INDUSTRYSP	Industry Specific Solutions	1,208.00
88220744	04/28/2026	X			WEBERASSE	Lydia Weber	1,300.00
88220745	04/28/2026	X			JONEKEI	Keith Jones	1,500.00
88220746	04/28/2026	X			MILEDAN	Danielle Miles	1,500.00
88220747	04/28/2026	X			PROCARE	ProCare Therapy	2,240.00
88220748	04/28/2026	X			VIVI	VIVI LLC	3,339.00
88220749	04/28/2026	X			UICS	UNITED INNER CITY SERVICES	3,973.99
88220750	04/28/2026	X			MEDICOACH	MEDI COACH TRANSPORT SERVICES	32,300.00
88220751	04/28/2026	X			FSG	FACILITY SOLUTIONS GROUP	507.81
88220752	04/28/2026	X			HIGENE	HI-GENE'S JANITORIAL	1,360.00
88220753	04/28/2026	X			EVERDRIVEN	EverDriven Technologies, LLC ALC Schools, LLC	17,042.25
88220754	04/28/2026	X			AMERDINING	AMERICAN FOOD & VENDING CORP	35,044.47
88220755	04/28/2026	X			AMAZON	AMAZON	12,770.39
88229753	04/30/2026	X			RWI	Real World Initiatives	16,508.51
88229754	04/30/2026	X			OPERBREAK	OPERATION BREAKTHROUGH	72,248.11
88229755	04/30/2026	X			UPPERROOM	UPPER ROOM, INC.	197,750.56
Checking Account ID: 13					Void Total:	0.00	Total without Voids: 839,632.65
Check Type Total:		Check			Void Total:	0.00	Total without Voids: 839,632.65
Payee Type Total:		Vendor			Void Total:	0.00	Total without Voids: 1,029,427.05
Grand Total:					Void Total:	0.00	Total without Voids: 1,029,427.05

Coversheet

April Financials and Draft FY27 Budget

Section: III. Finance
Item: B. April Financials and Draft FY27 Budget
Purpose: FYI
Submitted by:
Related Material: CCS FY27 Budget Workbook - Draft 2 (05142026).pdf
CCS - Monthly Presentation - April 2026.pptx

Crossroads Charter School Draft Budget										
		SY25-26	FY26 Forecast	SY26-27	Comments	FY26 to FY27	Forecast TO FY27	Forecast TO FY27	Forecast TO FY27	NOTES
Students		<i>BUDGET</i>	FY26 Apr Forecast							
	Students (End of Year Count)	1040	1043	1049	Includes PK	9	1%	6	1%	
	ADA K-12	869	890	894	ADA based on 86% attendance, in line with current year trends	25	3%	4	0%	
	ADA PK	11	9	10		-1	-9%	1	11%	
	ADA Summer School	440	453	468	Partner summer programs plus CCS August Jumpstart	28	6%	15	3%	
	Weights: FRL	93	93	78	DESE threshold increased to 20.49%, FRL Count estimated at 625	-15	-16%	-15	-16%	
	Weights: LEP	50	43	25	DESE threshold increased to 4.04%, LEP count estimated 104	-25	-50%	-18	-42%	
	Weights: IEP	0	0	0	DESE threshold increased to 14.12%; IEP estimated 144	0	0%	0	0%	
	CWW	1542.96	1553.18	1516.86	Using FY26 CWW total for FY27, which includes 20/80 phase in	13	1%	-36	-2%	
Employees										
	Instructional	106	108	107		1	1%	-1	-1%	
	Support	17	17	17		0	0%	0	0%	
	Admin	26	27	27		1	4%	0	0%	
		149	152	151		2	1%	-1	-1%	
		SY25-26	FY26 Forecast	SY26-27	Comments	FY26 to FY27	Forecast TO FY27	Forecast TO FY27	Forecast TO FY27	NOTES
Revenue			FY26 Apr Forecast							
	Local Revenue	2,244,414	2,271,323	2,258,817	DESE Prop C rate \$1,465 * prior YR WADA; Bank Interest	14,403	1%	-12,506	-1%	
	State Revenue	22,139,333	21,605,082	23,286,254	CWW of 1516.86 at \$14,900 (\$400K)	1,146,921	5%	1,681,172	8%	
	Federal Revenue	1,481,658	1,759,740	1,187,835	Preliminary Allocations; food consistent; loss of DOJ.	-293,823	-20%	-571,905	-32%	
	Private Grants and Donations	800,000	1,100,000	1,000,000	Private donations	200,000	25%	-100,000	-9%	
	Earned Fees	31,500	229,818	31,500	Student food revenue	0	0%	-198,318	-86%	
	Revenue Total	23,775,563	26,965,963	27,764,406		3,988,843	17%	798,443	3%	
Expenses										
	Salaries	9,591,401	9,501,511	9,986,902	156 Staff	395,501	4%	485,391	5%	
	Benefits and Taxes	2,983,548	2,835,602	3,183,437	*next draft includes the 12% increase.	199,889	7%	347,835	12%	
	Staff-Related Costs	185,180	239,885	227,395	No longer using Daniels Solutions for Recruitment. \$30K in FY26 budget. Mitigation	42,215	23%	-12,490	-5%	
	Rent	165,000	165,000	158,200	Increase rent for CS. Offset by decreases to rent for CPA & QH and parking vol	-6,800	-4%	-6,800	-4%	
	Occupancy Service	1,530,397	1,832,432	1,528,870	-108k bond mc realty + inflation on other costs	-1,527	0%	-303,562	-17%	
	Student Expense, Direct	7,104,646	6,767,857	7,480,754	due to summer ADA increasing, the summer pass through increases as well	376,108	5%	712,897	11%	
	Student Expense, Indirect	520,000	520,000	520,000	no change	0	0%	0	0%	
	Office & Business Expense	1,103,962	1,144,009	1,154,056	FY26 noticed an increase in costs for specific items. FY27 is acknowledging the	50,094	5%	10,047	1%	
	Transportation	1,681,480	1,942,607	1,767,704	FY26 transportation was increased by \$200K due to overages. CCS Team has	86,224	5%	-174,903	-9%	
	Interest	472,423	472,423	622,423		150,000	32%	150,000	32%	
	Facility Improvements	100,000	150,000	150,000	*Capital Facilities is Occupancy category	50,000	50%	0	0%	
	Expenses Total	25,438,037	25,421,326	26,629,741		1,191,704	5%	1,208,415	5%	
NET ORDINARY INCOME		1,258,868	1,544,637	1,134,666						
NET INCOME		1,258,868	1,544,637	1,134,666						
Cash Flow Adjustments										
	Cash Flow Adjustments Total		0	-						
CHANGE IN CASH		1,258,868	1,544,637	1,134,666						
	Starting Cash Balance	2,908,321	2,908,321	4,452,958						
	Change In Cash	1,258,868	1,544,637	1,134,666						
ENDING CASH BALANCE		4,167,189	4,452,958	5,587,624						
	YTD Fund BAL	5%	6%	4%						
	Operating Reserves	16%	18%	21%						
	Days of Cash	60	64	77						



April 2026 Financials

PREPARED **MAY'26** BY



Contents

- **Executive Summary**
- **Bond Projects**
- **Key Performance Indicators**
- **Forecast Overview**
- **Cash Forecast**
- **Key Forecast Changes This Month**
- **Annotated Financials**
- **Monthly Financials**
- **Balance Sheet**

Executive Summary

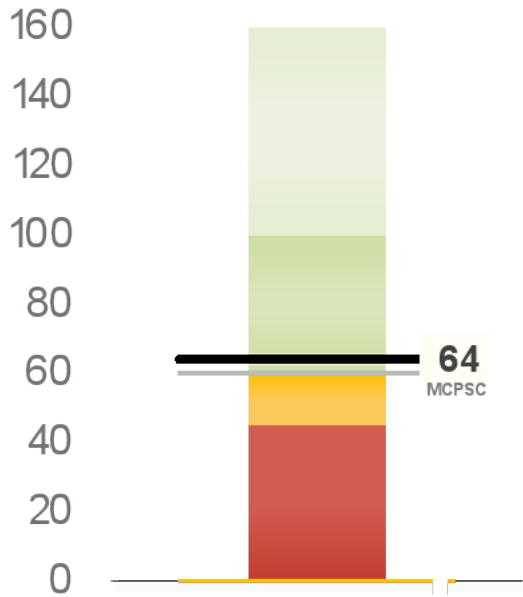
- **Crossroads financial health remains in compliance as evidenced by cash projection of 65 days and an end of year cash balance of \$4.51m.**
- **Crossroads has a projected Net Income of \$1.6m, which is \$337K better than budget, and a slight decrease from last month of \$1K.**
- **The team is reviewing costs and contracts to determine any forecast changes needed next month. Areas of review are Transportation, Student Expense-Direct, and Occupancy Services.**
- **Budget Drafts are being reviewed with Finance Committee Teams for discussions and input.**

Crossroads Charter Schools Bond Review November 4, 2025 to November 4, 2028 Budget to Actual as of March 31, 2026						
		Budgeted	Forecast	Actual	Remaining	Notes/Comments
Revenue						
	Bond Proceeds	\$10,370,756	\$10,370,756	\$153,000	\$10,217,756	
	Interest		\$103,786			Interest not calculated in the budget
	Revenue Totals	10,370,756	10,474,542	153,000	10,217,756	
Expenses						
	1011 Central HVAC Control Upgrades	\$650,000	\$650,000		\$650,000	
	1011 Central Secure entry	\$150,000	\$150,000		\$150,000	
	1015 Central Foundation Repairs	\$115,000	\$115,000		\$115,000	
	1015 Central Roof Consultant	\$250,000	\$250,000	\$3,000	\$247,000	
	1015 Central Window Replacement	\$1,500,000	\$1,500,000		\$1,500,000	
	CPA Control System Upgrade	\$135,000	\$135,000	\$66,000	\$69,000	does this include the 49700 that was not approved
	CPA Boiler Replacement	\$350,000	\$350,000		\$350,000	
	CPA HVAC Air Handling Unit Replacement	\$815,000	\$815,000		\$815,000	
	CPA HVAC Upgrades for Secure Entry	\$75,000	\$75,000		\$75,000	
	Owner's Rep Consultant	\$48,000	\$144,000	\$32,000	\$112,000	48 a year *3 Years
	Quality Hill Exterior Façade Repairs	\$125,000	\$125,000		\$125,000	
	Quality Hill Replace Porch	\$100,000	\$100,000		\$100,000	
	Quality Hill Secure entry	\$150,000	\$150,000		\$150,000	
	Quality Hill Parking Lot	\$53,315	\$53,315	\$53,315	\$0	Project Completed
	Quality Hill Window Project	\$1,930,000	\$1,930,000		\$1,930,000	
	BNIM (design)	\$0	\$0	\$4,265	(\$4,265)	
	Remaining towards Community Center/Gym	\$3,613,318	\$3,613,318		\$3,613,318	
	3% Allocation Fee	\$311,123	\$311,123		\$311,123	
	Bank Fees	\$0	\$3,600		\$3,600	
	Total Expenses	\$10,370,756	\$10,470,356	\$158,580	\$9,661,776	
	Revenue/Expenses	\$0	\$4,186	(\$5,580)	\$555,980	

Key Performance Indicators

Days of Cash

Cash balance at year-end divided by average daily expenses

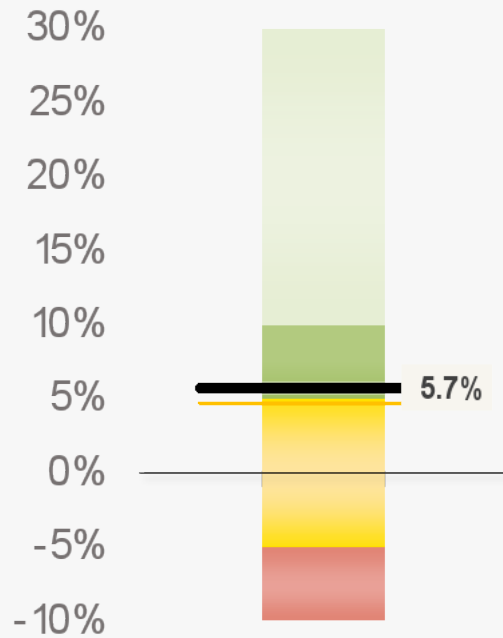


64 DAYS OF CASH AT YEAR'S END

The school will end the year with 64 days of cash. This is above the recommended 60 days

Gross Margin

Revenue less expenses, divided by revenue

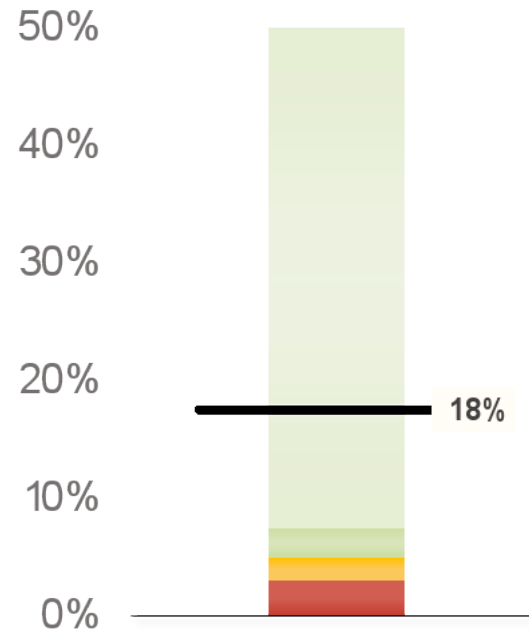


5.7% GROSS MARGIN

The forecasted net income is \$1.5m, which is \$286k above the budget. It yields a 5.7% gross margin.

Fund Balance %

Forecasted Ending Fund Balance / Total Expenses

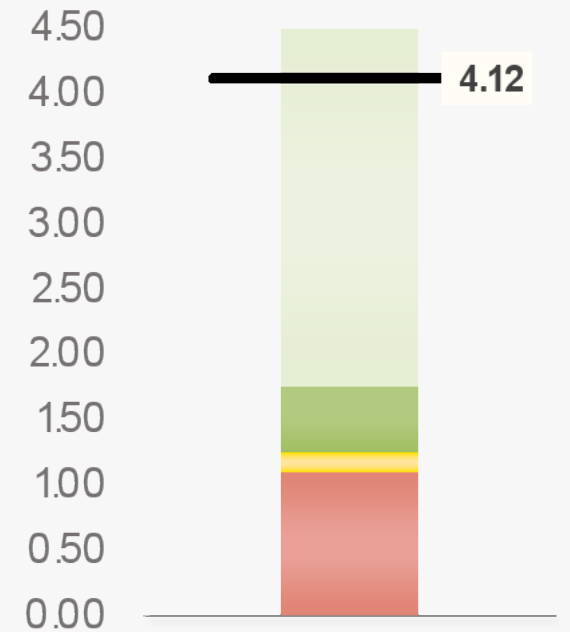


17.52% AT YEAR'S END

The school is projected to end the year with a fund balance of \$4,452,958. Last year's fund balance was \$2,908,321.

DSCR

Amount of cash flow available to meet annual interest and principal payments on debt



DSCR IS 4.12

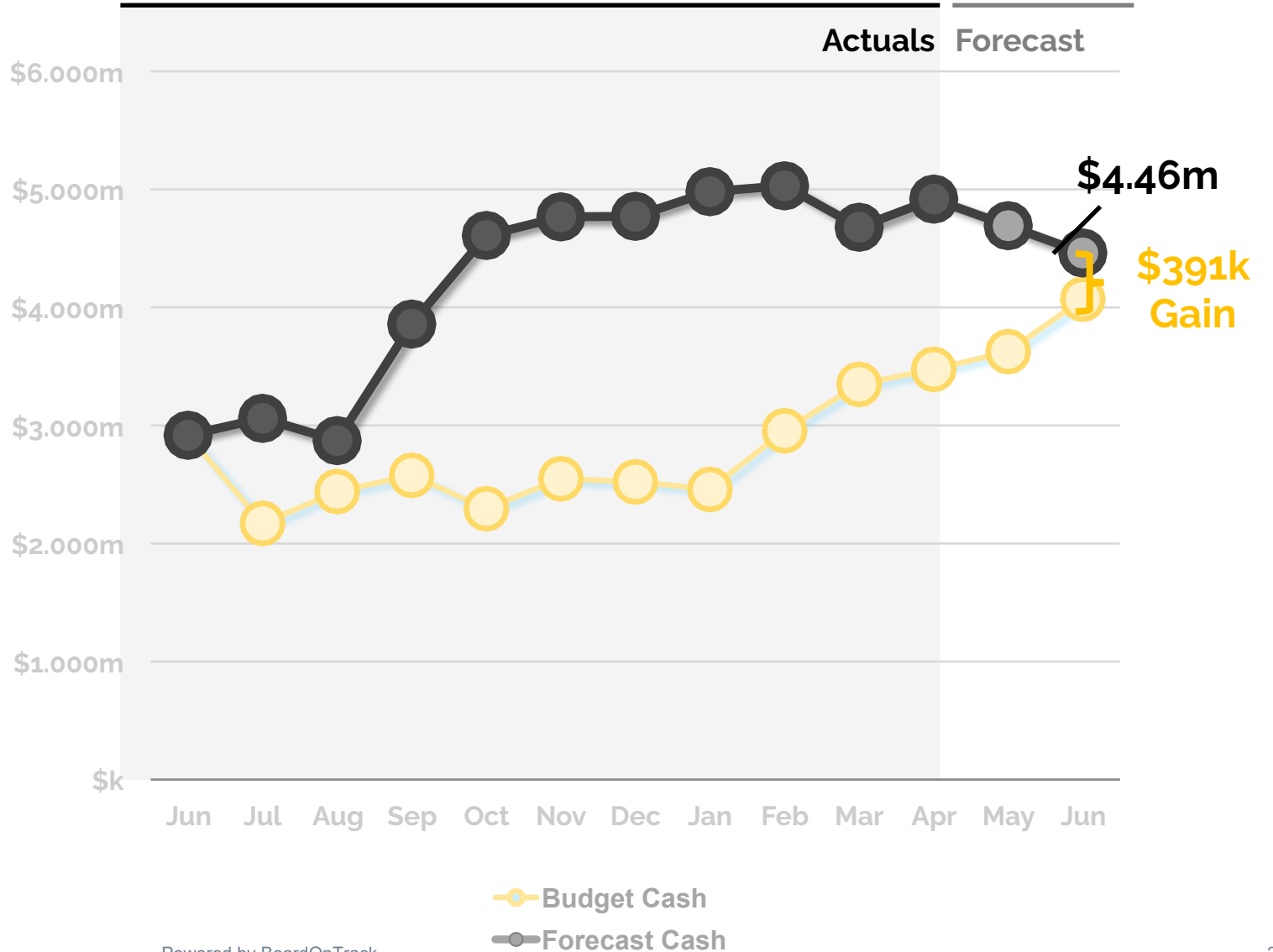
Debt Service Coverage Ratio is defined by the school's bank covenants.

Cash Forecast

64 Days of Cash at year's end

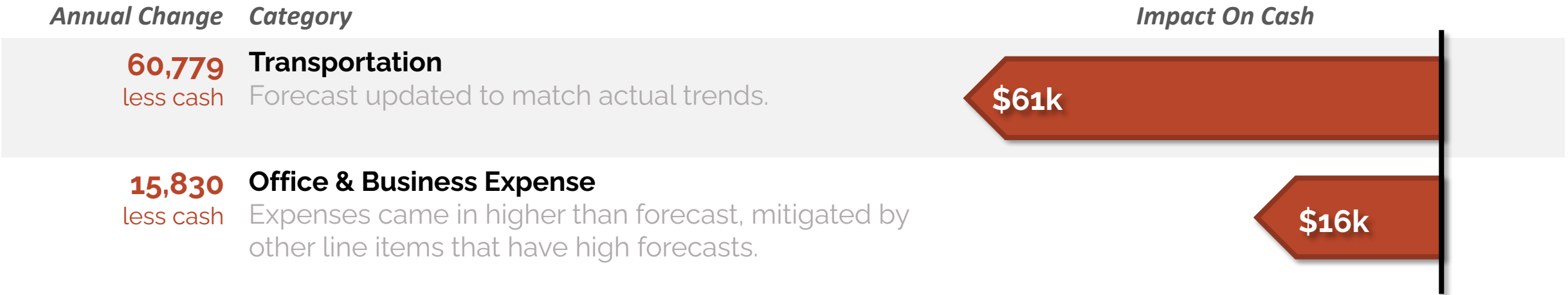
We forecast the school's year ending cash balance as **\$4.5m**, **\$391k** above budget.

Crossroads has faced adversity considering the unanticipated prior year correction. Crossroads has continued to build stability over the year as reflected by the 64 days of cash at year end. As you may remember, June 2025 ended with 45 days of cash at year end.



Key Forecast Changes This Month

The April forecast **decreased** the year-end cash expectation by \$52k. Key expense changes:



	<i>Actual</i>	<i>Budget</i>	<i>Variance</i>	<i>Forecast</i>	<i>Budget</i>	<i>Variance</i>	<i>Remaining</i>	<i>Rem %</i>
Revenue								
Local Revenue	1,886,019	1,862,923	23,095	2,271,323	2,244,414	26,910	385,305	17%
State Revenue	17,967,062	17,972,083	(5,021)	21,605,082	22,139,333	(534,250)	3,638,020	17%
Federal Revenue	1,533,101	1,171,319	361,782	1,759,740	1,481,658	278,082	226,638	13%
Private Grants and Donations	959,624	760,000	199,624	1,100,000	800,000	300,000	140,376	13%
Earned Fees	219,796	25,200	194,596	229,818	31,500	198,318	10,023	4%
Total Revenue	22,565,602	21,791,525	774,077	26,965,964	26,696,904	269,059	4,400,362	1
Expenses								
Salaries	7,724,328	7,992,834	268,506	9,501,511	9,591,401	89,890	1,777,183	19%
Benefits and Taxes	2,316,321	2,486,290	169,968	2,835,602	2,983,548	147,945	519,281	18%
Staff-Related Costs	178,092	152,150	(25,942)	239,885	182,580	(57,305)	61,793	26%
Rent	126,636	137,500	10,865	165,000	165,000	-	38,365	23%
Occupancy Service	1,508,721	1,358,664	(150,057)	1,832,432	1,630,397	(202,035)	323,711	18%
Student Expense, Direct	5,333,685	5,920,539	586,854	6,767,857	7,104,646	336,789	1,434,172	21%
Student Expense, Food	515,026	416,000	(99,026)	520,000	520,000	-	4,975	1%
Office & Business Expense	941,761	921,468	(20,293)	1,144,009	1,106,562	(37,447)	202,248	18%
Transportation	1,537,590	1,348,517	(189,073)	1,942,607	1,681,480	(261,127)	405,017	21%
Total Ordinary Expenses	20,182,160	20,733,962	551,802	24,948,904	24,965,614	16,710	4,766,744	19%
Interest	394,188	393,686	(503)	472,423	472,423	0	78,235	17%
Total Extraordinary Expenses	394,188	393,686	(503)	472,423	472,423	0	78,235	17%
Total Expenses	20,576,348	21,127,648	551,300	25,421,326	25,438,036	16,710	4,844,979	2
Net Income	1,989,254	663,877	1,325,377	1,544,637	1,258,868	285,769	(444,617)	3
Cash Flow Adjustments	10,664	-	10,664	0	-	0	(10,664)	4
Change in Cash	1,999,918	663,877	1,336,041	1,544,637	1,258,868	285,769	(455,281)	5

1 REVENUE: \$269K AHEAD

Revenue's shortfall is due to an unanticipated Prior Year Correction (PYC). The impact has been mitigated by a High Needs Fund grant not in the board approved budget, FY25 grant funds received in FY26 and continued inflow of earned fees.

2 EXPENSES: \$17K AHEAD

Salaries & Benefits has an additional payroll added to this fiscal year to complete contracts in this fiscal year. Occupancy increased due to security supplies & phone/internet. Student Direct is favorable since passing the PYC onto vendors. Transportation increased due to cost trend coming in higher than expected.

3 NET INCOME: \$286K ahead

4 CASH ADJ: \$0K AHEAD

5 NET CHANGE IN CASH: \$286K AHEAD

Income Statement	Actual										Forecast		
	Jul	Aug	Sep	Oct	Nov	Dec	Jan	Feb	Mar	Apr	May	Jun	TOTAL
Revenue													
Local Revenue	187,689	185,323	186,834	186,156	186,514	187,646	186,863	191,753	194,198	193,044	192,652	192,652	2,271,323
State Revenue	1,342,216	1,308,041	2,698,636	2,441,061	1,847,448	1,895,617	1,733,982	1,633,185	1,492,893	1,573,983	1,819,754	1,818,266	21,605,082
Federal Revenue	0	230,391	62,411	88,597	298,318	135,364	227,157	83,636	109,114	298,112	113,319	113,319	1,759,740
Private Grants and Donations	12,699	45,618	231,501	131,941	143,897	87,150	61,364	112,308	64,003	69,144	70,188	70,188	1,100,000
Earned Fees	16,648	7,425	3,960	9,002	3,711	5,195	4,525	6,312	159,823	3,193	5,011	5,011	229,818
Total Revenue	1,559,252	1,776,798	3,183,342	2,856,758	2,479,887	2,310,972	2,213,892	2,027,194	2,020,031	2,137,476	2,200,925	2,199,437	26,965,964
Expenses													
Salaries	731,070	785,539	758,916	783,275	764,807	793,958	761,948	775,431	799,546	769,836	886,892	890,292	9,501,511
Benefits and Taxes	210,862	241,085	225,793	231,230	227,647	233,324	234,462	232,634	246,485	232,799	259,640	259,640	2,835,602
Staff-Related Costs	19,503	33,790	11,130	9,252	8,193	5,071	17,585	32,877	34,156	6,536	30,897	30,897	239,885
Rent	10,332	2,182	15,837	13,637	17,547	21,602	13,283	2,182	23,672	6,362	19,182	19,182	165,000
Occupancy Service	164,508	222,942	124,578	141,162	99,263	172,874	184,885	78,252	253,416	66,840	161,855	161,855	1,832,432
Student Expense, Direct	202,728	461,026	817,075	652,412	579,915	557,745	446,811	504,071	583,728	528,175	717,086	717,086	6,767,857
Student Expense, Food	0	0	48,731	55,209	85,357	77,036	51,633	36,017	94,980	66,063	2,487	2,487	520,000
Office & Business Expense	118,163	99,097	104,776	76,882	108,839	70,926	100,859	103,246	64,480	94,494	101,124	101,124	1,144,009
Transportation	16,730	3,520	38,382	97,978	399,012	328,599	155,225	185,141	211,676	101,328	202,509	202,509	1,942,607
Total Ordinary Expenses	1,473,895	1,849,180	2,145,218	2,061,038	2,290,581	2,261,135	1,966,691	1,949,850	2,312,138	1,872,434	2,381,672	2,385,072	24,948,904
Operating Income	85,357	-72,381	1,038,124	795,720	189,306	49,837	247,200	77,344	-292,107	265,042	-180,747	-185,635	2,017,060
Extraordinary Expenses													
Interest	39,419	39,419	39,419	39,419	39,419	39,419	39,419	39,419	39,419	39,419	39,117	39,117	472,423
Total Extraordinary Expenses	39,419	39,419	39,419	39,419	39,419	39,419	39,419	39,419	39,419	39,419	39,117	39,117	472,423
Total Expenses	1,513,314	1,888,599	2,184,637	2,100,456	2,330,000	2,300,554	2,006,110	1,989,269	2,351,557	1,911,852	2,420,789	2,424,189	25,421,326
Net Income	45,938	-111,800	998,705	756,301	149,888	10,418	207,782	37,925	-331,526	225,623	-219,864	-224,752	1,544,637
Cash Flow Adjustments	96,666	-76,232	-11,810	-5,822	8,012	-6,123	1,259	12,269	-19,624	12,071	-5,332	-5,332	0
Change in Cash	142,604	-188,033	986,895	750,479	157,900	4,295	209,040	50,194	-351,151	237,695	-225,197	-230,085	1,544,637
Ending Cash	3,060,274	2,872,242	3,859,137	4,609,616	4,767,516	4,771,811	4,980,851	5,031,045	4,679,894	4,917,589	4,692,392	4,462,308	

	<i>Previous Year End</i>	<i>Current</i>	<i>Year End</i>
Assets			
Current Assets			
Cash	2,917,671	4,917,589	4,462,308
Total Current Assets	2,917,671	4,917,589	4,462,308
Total Assets	2,917,671	4,917,589	4,462,308
Liabilities and Equity			
Liabilities			
Current Liabilities			
Other Current Liabilities	9,350	20,014	9,350
Total Current Liabilities	9,350	20,014	9,350
Total Long-Term Liabilities	0	0	
Total Liabilities	9,350	20,014	9,350
Equity			
Unrestricted Net Assets	2,908,321	2,908,321	2,908,321
Net Income	0	1,989,254	1,544,637
Total Equity	2,908,321	4,897,575	4,452,958
Total Liabilities and Equity	2,917,671	4,917,589	4,462,308



QUESTIONS?

Please contact your EdOps Finance Team:

Tracy Null

tracy@ed-ops.com

913.484.2362

© EdOps 2017-2026