



Crossroads Charter Schools

Crossroads Monthly Board Meeting

Date and Time

Monday March 24, 2025 at 5:00 PM CDT

Location

Virtual

Agenda

	Purpose	Presenter	Time
I. Opening Items			5:00 PM
A. Call the Meeting to Order		Greg Valdovino	1 m
B. Record Attendance		Greg Valdovino	1 m
C. Approve Minutes	Approve Minutes	Greg Valdovino	1 m
Approve minutes for Crossroads Monthly Board Meeting on February 24, 2025			
D. Approve Meeting Agenda	Vote	Greg Valdovino	1 m
II. Public Forum			5:04 PM
A. Public Comment	FYI	Greg Valdovino	5 m
Up to three guests who have signed up by 5pm the previous Friday will have the opportunity to provide public comment for up to three minutes each.			

	Purpose	Presenter	Time
III. Educational Excellence			5:09 PM
A. School Spotlight: Nikki Bates, Director of Diverse Learners	FYI	Nikki Bates	10 m
B. Q2 Board Data Story	FYI	Tysie McDowell	5 m
IV. Finance			5:24 PM
A. February Check Register	Vote	Jillian Linn	3 m
B. Monthly Budget Update February Financials	FYI	Latresse Yarbough	10 m
V. Governance			5:37 PM
A. Board Committee Updates	FYI	Committee Chairs	15 m
Time for each committee to discuss their progress on their 6-month plans			
Finance			
Development			
Educational Excellence			
Governance			
VI. Closing Items			5:52 PM
A. Adjourn Meeting	Vote	Greg Valdovino	1 m

Coversheet

Approve Minutes

Section:	I. Opening Items
Item:	C. Approve Minutes
Purpose:	Approve Minutes
Submitted by:	
Related Material:	Minutes for Crossroads Monthly Board Meeting on February 24, 2025

APPROVED



Crossroads Charter Schools

Minutes

Crossroads Monthly Board Meeting

Date and Time

Monday February 24, 2025 at 5:00 PM

Location

Crossroads Academy-Quality Hill
1080 Washington, KCMO 64105

Trustees Present

C. Mitchell, D. Charity, G. Valdovino, J. Linn, J. Schwartz, J. Williams, L. Weekly, S. Bookhart, W. King

Trustees Absent

P. Hardwick

Guests Present

Allyson Hile, D. King, J. Leos, L. Yarbough, T. McDowell, dsmith3@crossroadsschoolskc.org

I. Opening Items

A. Call the Meeting to Order

G. Valdovino called a meeting of the board of trustees of Crossroads Charter Schools to order on Monday Feb 24, 2025 at 5:04 PM.

B. Record Attendance

C.

Approve Minutes

J. Linn made a motion to approve the minutes from Crossroads Monthly Board Meeting on 01-27-25.

J. Williams seconded the motion.

The board **VOTED** to approve the motion.

D. Approve Meeting Agenda

L. Weekly made a motion to Approve Feb agenda.

S. Bookhart seconded the motion.

The board **VOTED** to approve the motion.

II. Public Forum

A. Public Comment

No public comments

III. Educational Excellence

A. School Spotlight: Dustin King, Director of Special Education

Dustin King shared information about the Crossroads Special Education Program.

B. KCPS Annual Oversight Review

Allyson Hile shared the Crossroads Annual Oversight Review for school year 2023-2024.

C. 25-26 School Calendar

J. Williams made a motion to Approve the 2025-2026 school calendar.

S. Bookhart seconded the motion.

The board **VOTED** to approve the motion.

IV. Finance

A. January Check Register

J. Williams made a motion to approve January check register.

L. Weekly seconded the motion.

The board **VOTED** to approve the motion.

B. Monthly Budget Update

Latrese Yarbough reviewed Janaury Financials

C. Compensation Plans for 25-26

L. Weekly made a motion to Approve the 25-26 Compensation Plans.

J. Schwartz seconded the motion.
The board **VOTED** to approve the motion.

V. Governance

A. Board Committee Updates

Discussed 6 month plans for each board committee

B. Bond Update

Tysie McDowell shared an updated on the KCPS bond.

C. DEI Update

Tysie McDowell shared an update on compliance with the US Department of Education's Anti-DEI regulations.

VI. Closing Items

A. Adjourn Meeting

J. Williams made a motion to Adjourn the meeting.
J. Linn seconded the motion.
The board **VOTED** to approve the motion.
There being no further business to be transacted, and upon motion duly made, seconded and approved, the meeting was adjourned at 6:09 PM.

Respectfully Submitted,
T. McDowell

Documents used during the meeting

- Crossroads Annual Oversight Review 2023-2024.xlsx - Full AOR (1).pdf
- CCS 25-26 School Year Calendar_ FINAL DRAFT FOR BOARD.pdf
- Jan 25 Check Register.pdf
- CCS - Monthly Presentation - January 2025.pptx
- 2025-2026 Compensation Philosophy 12 Month Academic Draft 2.20.2025rev.pdf
- 2025 - 2026 Compensation Philosophy 12 Month 12 Operations Draft (1).pdf
- 2025-2026 Compensation Philosophy 10 Month Draft.pdf
- Kehoe EO.pdf
- dear-colleague-letter-sffa-v-harvard-109506.pdf

Coversheet

Q2 Board Data Story

Section:	III. Educational Excellence
Item:	B. Q2 Board Data Story
Purpose:	FYI
Submitted by:	
Related Material:	CCS Board of Directors' Q2 Data Story FY25.pdf

CCS Board of Directors' Quarterly 2 Data Story
March 2025

Measures	Point person	Descriptors	YTD	Goal	Why Track this Data?
Academics					
College Acceptance	College and Career Counselor	Percent of seniors that have been accepted into college	30%	100%	Indicator of college readiness
Scholarships	College and Career Counselor	Amount of scholarship funding earned by seniors	\$500K	\$500K or more	Indicator of student achievement and support for college bound students
Market Value Assets	Dean of Real World Learning	Percent of seniors that have earned a Market Value Asset (internship, work experience, client connected project, industry recognized credential, dual credit, or entrepreneurship)	56% (already completed MVA) 34% (are on track)	75%	Indicator of college and career readiness
Student Showcases	Principals	Number of events where students showcase their work to the broader community (such as authentic tasks)	1 per student	2 per student	Indicator of student connection with broader community
NWEA ELA (growth fall to fall & winter to winter))	Director of Data and Assessments	Percent of students with average or higher growth (1+ projected years of growth)	Winter to winter: 44%	65%	Indicator of student achievement
NWEA Math (growth fall to fall & winter to winter)	Director of Data and Assessments	Percent of students with average or higher growth (1+ projected years of growth)	Winter to winter: 43%	65%	Indicator of student achievement
ANet ELA	Director of Data and Assessments	Percent of students scoring 60% or higher (benchmark for grade level proficiency)	29%	30%	Indicator of student achievement
ANet Math	Director of Data and Assessments	Percent of students scoring 60% or higher (benchmark for grade	15%	25%	Indicator of student achievement

		level proficiency)			
Grade Point Average	Director of Data and Assessments	The average GPA for 9th-12th grade students.	2.86	2.5	Indicator of student achievement
Belonging					
Free and Reduced Lunch	Director of Finance	Percent of students that qualify for free and reduced lunch	62.07%	60%	Indicator of school diversity and indicates additional supports required for students in need
Special Education	Director of Special Education	Percent of students that qualify for Special Education services	12.4%	State Guideline Less than 10%	Indicator of specialized services offered to this population
Suspensions	Principals	Decrease in percent of discipline incidents that result in an Out of School suspension	32% decrease Year to Date	10% decrease	Indicator of equity and positive school culture
Engagement and Satisfaction					
Average Daily Attendance	Director of Data and Assessments	The total hours of student attendance divided by the number of instructional hours for the specified time period	88.7%	90%	Indicator of student engagement. ADA is also how schools are funded.
Enrollment/Open Seats	Enrollment Coordinator	Total number of students enrolled for the specific time period	1063	1070	Indicator of family satisfaction and/or accessibility Open seats also has a negative impact on funding
Student Retention	Enrollment Coordinator	Percent of students that remain from the previous year	74%	80%	Indicator of family satisfaction and/or accessibility
Staff Retention	Director of Human Resources	Percent of staff that remain from the previous year	72.4%	75%	Indicator of staff satisfaction
Extracurricular Participation	Athletic Coordinator and Principal	Percent of 7th-12th grade students participating in	43%	50%	Indicator of student involvement and positive school culture

		athletics, clubs, and other extracurricular activities.			
Buses on Time	Director of Operations	Percent of transportation routes that arrive on time (with 10-minute grace period)	98%	90%	Indicator of customer service
Parent Engagement Events	Principals	Number of whole school/district family events	2	4	Indicator of community engagement
PAC Engagement	Community Engagement Coordinator	Number of PAC events	9	6	Indicator of community engagement
Sustainability					
Open Positions	Director of Human Resources	Percent of positions not filled	2.02%	Less than 5%	Indicator of staff sustainability
Certified Teachers	Director of Human Resources	Percent of instructional staff that have state certification	100%	100%	Indicator of teacher quality
Masters Degree Teachers	Director of Human Resources	Percent of teachers that have Master's degrees or higher	54.25%	30%	Indicator of teacher quality
Grants and Donations	Development Manager	Amount of funding received	Rec: \$435,564 Comm: \$782,106	\$1.6M	Indicator of financial health
Fund Balance	Director of Finance	Amount of funds in annual year to date reserves	2.04%	3%	Indicator of financial health
Operating Reserves	Director of Finance	Amount of funds in operating reserves	8%	10%	Indicator of financial health

Q1 report presented in November board meeting

Q2 report presented in the February board meeting

Q3 report presented in the April board meeting

Q4 report presented in the July board meeting

Coversheet

February Check Register

Section:	IV. Finance
Item:	A. February Check Register
Purpose:	Vote
Submitted by:	
Related Material:	Feb 2025 Check Register.pdf

Crossroads Charter Schools
03/11/2025 2:08 PM

Check Register by Type

Page: 1
User ID: SAS

Payee Type: Vendor		Check Type: Automatic Payment			Checking Account ID: 13			
Check Number	Check Date	Cleared	Void	Void Date	Entity ID	Entity Name	Check Amount	
81104264	02/05/2025	X			CROSSFIRST	CROSSFIRST BANK	39,418.80	
81104265	02/27/2025	X			ATT	AT&T	3,838.47	
81104266	02/24/2025	X			CIGNA	CIGNA	2,434.20	
81104267	02/26/2025	X			UNUM	UNUM LIFE INSURANCE COMPANY OF AMERICA	2,454.29	
81104268	02/24/2025	X			BCBS	BLUE CROSS AND BLUE SIELD OF KANSAS CITY	102,397.40	
81104269	02/21/2025	X			HARTFORD	THE HARTFORD INSURANCE COMPANY	5,481.57	
81104270	02/04/2025	X			QUALITY	QUALITY STAFF LEASING INC.	2,181.95	
81104271	02/28/2025	X			WEX	WEX	1,586.72	
81104272	02/13/2025	X			GOOGLEF	GOOGLE FIBER	131.30	
81104273	02/24/2025	X			GIBBSTECH	Gibbs Tech	3,223.20	
81104292	02/06/2025	X			CROSSFIRCC	CROSSFIRST CREDIT CARD	10,721.46	
Checking Account ID: 13					Void Total:	0.00	Total without Voids:	173,869.36
Check Type Total:			Automatic Payment		Void Total:	0.00	Total without Voids:	173,869.36

Payee Type:	Vendor	Check Type: Check			Checking Account ID: 13		
Check Number	Check Date	Cleared	Void	Void Date	Entity ID	Entity Name	Check Amount
1898	02/10/2025	X			JUPITER	Jupiter Paint & Drywall	1,000.00
84946455	02/04/2025	X			DISCIPLINE	DISCIPLINE ASSOCIATES LLC	275.00
84946456	02/04/2025	X			RSC	RSC	75.00
84946457	02/04/2025	X			SYTENTIC	SYNETIC TECHNOLOGIES	285.00
84946458	02/04/2025	X			VELOCITI	Velociti Services	369.07
84946459	02/04/2025	X			VELOCITI	Velociti Services	2,595.14
84946460	02/04/2025	X			VELOCITI	Velociti Services	3,000.29
84946461	02/04/2025	X			MCREALTY	MC REALTY GROUP, LLC	826.98
84946462	02/04/2025	X			WALSWORTH	WALSWORTH	1,436.00
84946463	02/04/2025	X			WALSWORTH	WALSWORTH	2,009.49
84946464	02/04/2025	X			FIRSTSTUDE	FIRST STUDENT, INC.	88,175.95
84946465	02/04/2025	X			FIRSTSTUDE	FIRST STUDENT, INC.	5,872.65
84946466	02/04/2025	X			MDSI	CCMD SOLUTIONS INTERNATIONAL (MDSI)	405.00
84946576	02/04/2025	X			YARDI	YARDI MARKETPLACE	787.24
84946577	02/04/2025	X			YARDI	YARDI MARKETPLACE	1,574.76
84946768	02/04/2025	X			ERATE	ERATE PROGRAM LLC	1,000.00
84946769	02/04/2025	X			K12ITC	K12 ITC, INC.	345.00
84946770	02/04/2025	X			PREPKC	PREP-KC	375.00
84946771	02/04/2025	X			PUROZONE	PUROZONE	916.32
84946772	02/04/2025	X			OFFICEPROD	OFFICE PRODUCTS ALLIANCE	756.33
84947186	02/04/2025	X			AMAZON	AMAZON	98.98
84947187	02/04/2025	X			BOYKCOU	COURTNEY BOYKIN	125.00
84947188	02/04/2025	X			ATRONIC	ATRONIC ALARMS INC	204.00
84947189	02/04/2025	X			DSTREALITY	DST REALITY	300.00
84947190	02/04/2025	X			ATRONIC	ATRONIC ALARMS INC	324.00
84947191	02/04/2025	X			EVANCHY	Chynna Davis Evans	380.00
84947192	02/04/2025	X			THATKRI	Kristian Thatcher	400.00
84947193	02/04/2025	X			HVEYCAR	Caroline Hvey	460.00
84947194	02/04/2025	X			KEEFEMI	Emily Keefe	500.00
84947195	02/04/2025	X			ADVCAREACA	Advanced Care Academy	735.00
84947196	02/04/2025	X			PAYPOOL	PAYPOOL	793.13
84947197	02/04/2025	X			MIDCON	MID-CON MANAGEMENT LLC	1,200.00
84947198	02/04/2025	X			INDUSTRYSP	Industry Specific Solutions	1,208.00
84947199	02/04/2025	X			FLEXIBLEDU	FLEXIBLE EDUCATORS	2,480.00
84947200	02/04/2025	X			HIGENE	HI-GENE'S JANITORIAL	7,256.82
84947201	02/04/2025	X			PRAXIS	PRAXIS NONPROFIT STRATEGIES	7,387.50
84947202	02/04/2025	X			SHERITAS	Sheritas Accounting World & Bookkeeping	1,060.00
84947203	02/04/2025	X			HIGENE	HI-GENE'S JANITORIAL	24,186.96
84965105	02/11/2025	X			MYCHIEF	MY CHIEF PEOPLE OFFICER	6,365.00
84965106	02/11/2025	X			QUANTUM	Quantum Health Professionals, Inc	2,178.00
84965107	02/11/2025	X			SPIRE	SPIRE	5,400.82

Crossroads Charter Schools
03/11/2025 2:08 PM

Check Register by Type

Page: 2
User ID: SAS

Payee Type: Vendor		Check Type: Check			Checking Account ID: 13		
<u>Check Number</u>	<u>Check Date</u>	<u>Cleared</u>	<u>Void</u>	<u>Void Date</u>	<u>Entity ID</u>	<u>Entity Name</u>	<u>Check Amount</u>
84965108	02/11/2025	X			RHYNDEL	DELBERT RHYNES	125.00
84965109	02/11/2025	X			KJETT	K JETT SERVICES	175.00
84965110	02/11/2025	X			DANACOLEMA	DANA COLEMAN CONSULTING	875.00
84965211	02/11/2025	X			THYSSELEV	THYSSENKRUPP ELEVATOR CORP	434.64
84965212	02/11/2025	X			HANOVER	THE HANOVER INSURANCE CO	1,455.40
84965412	02/11/2025	X			DESIGN	DESIGN MECHANICAL	1,200.00
84965413	02/11/2025	X			SOLI	SOLI AND SOLI INC	572.00
84966051	02/11/2025	X			AMAZON	AMAZON	25.58
84966052	02/11/2025	X			AMAZON	AMAZON	55.88
84966053	02/11/2025	X			WASHLAK	LaKesha Washington	105.00
84966054	02/11/2025	X			MARIADIC	MARIA DICKSON	175.00
84966055	02/11/2025	X			BEHINDSCE	Behind The Scenes Edu LLC	258.75
84966056	02/11/2025	X			MARIRAMOS	MARINA RAMOS	637.50
84966057	02/11/2025	X			SHERITAS	Sheritas Accounting World & Bookkeeping	760.00
84966058	02/11/2025	X			BLUESYMPH	CC - BLUE SYMPHONY LLC	1,120.00
84966059	02/11/2025	X			LANEYLISA	Lisa Laney	1,475.00
84966060	02/11/2025	X			DONALD	DONALD E MAXWELL, LLC	7,200.00
84966061	02/11/2025	X			SHERWOOD	Sherwood Autism Center	7,957.04
84966062	02/11/2025	X			AMAZON	AMAZON	168.24
84966063	02/11/2025	X			AMAZON	AMAZON	119.45
84966064	02/11/2025	X			INDUSTRYSP	Industry Specific Solutions	5,738.00
84966065	02/11/2025	X			AMAZON	AMAZON	3.48
84966066	02/11/2025	X			AMAZON	AMAZON	790.20
84966067	02/11/2025	X			AMAZON	AMAZON	1,041.97
84966068	02/11/2025	X			AMAZON	AMAZON	483.77
84978897	02/13/2025	X			PANELSYST	Panel Systems Plus, Inc.	9,275.00
84978898	02/13/2025	X			MEDICOACH	MEDI COACH TRANSPORT SERVICES	53,037.50
85019132	02/18/2025	X			YARDI	YARDI MARKETPLACE	1,217.45
85019133	02/18/2025	X			YARDI	YARDI MARKETPLACE	2,111.70
85019303	02/18/2025	X			DESIGN	DESIGN MECHANICAL	2,930.00
85019576	02/18/2025	X			AMAZON	AMAZON	29.98
85019577	02/18/2025	X			AMAZON	AMAZON	73.75
85019578	02/18/2025	X			FLEXIBLEDU	FLEXIBLE EDUCATORS	10,224.34
85019579	02/18/2025	X			AMAZON	AMAZON	409.57
85019580	02/18/2025	X			AMERDINING	AMERICAN FOOD & VENDING CORP	13,949.40
85019581	02/18/2025	X			AMAZON	AMAZON	680.51
85019582	02/18/2025	X			AMAZON	AMAZON	775.56
85073473	02/19/2025	X			MCHAAL	Alton Mchallon	125.00
85073474	02/19/2025	X			BRIDGGI	Bridging the Gap Interpreting	202.20
85073475	02/19/2025	X			BLUESPRING	Blue Springs School District	528.67
85073476	02/19/2025	X			PLAZAACADE	THE PLAZA ACADEMY	750.00
85073477	02/19/2025	X			PLAZAACADE	THE PLAZA ACADEMY	1,425.00
85073478	02/19/2025	X			PLAZAACADE	THE PLAZA ACADEMY	1,425.00
85073479	02/19/2025	X			PLAZAACADE	THE PLAZA ACADEMY	1,425.00
85073480	02/19/2025	X			PLAZAACADE	THE PLAZA ACADEMY	1,425.00
85073481	02/19/2025	X			PLAZAACADE	THE PLAZA ACADEMY	1,200.00
85073482	02/19/2025	X			PLAZAACADE	THE PLAZA ACADEMY	1,425.00
85073483	02/19/2025	X			PLAZAACADE	THE PLAZA ACADEMY	1,425.00
85073484	02/19/2025	X			PLAZAACADE	THE PLAZA ACADEMY	1,425.00
85073485	02/19/2025	X			PLAZAACADE	THE PLAZA ACADEMY	1,425.00
85073486	02/19/2025	X			QUANTUM	Quantum Health Professionals, Inc	2,640.00
85073487	02/19/2025	X			OURLADY	Our Lady of Hope	350.00
85073488	02/19/2025	X			CHILDRENS	CHILDREN'S CENTER FOR VISUALLY IMPAIRED, INC	588.63
85073489	02/19/2025	X			MCREALTY	MC REALTY GROUP, LLC	2,000.00
85073490	02/19/2025	X			KCWATER	KCMO WATER SERVICES DEPARTMENT	589.05
85073491	02/19/2025	X			BYERS	BYERS GLASS & MIRROR INC	940.00
85073492	02/19/2025	X			BRIDGGI	Bridging the Gap Interpreting	93.00
85073493	02/19/2025	X			MYBRIDGE	MY BRIDGE	200.00

Crossroads Charter Schools

Check Register by Type

Page: 3

03/11/2025 2:08 PM

User ID: SAS

Payee Type: Vendor		Check Type: Check			Checking Account ID: 13		
Check Number	Check Date	Cleared	Void	Void Date	Entity ID	Entity Name	Check Amount
85073494	02/19/2025	X			AMMICRO	American Micro Digital Document Management	53.76
85073576	02/19/2025	X			ATT	AT&T	160.46
85073706	02/19/2025	X			KPM	KPM CPA'S, P.C.	6,500.00
85073707	02/19/2025	X			K12ITC	K12 ITC, INC.	615.00
85073708	02/19/2025	X			VICINITY	VICINITY/VEOLIA ENERGY	2,896.36
85073709	02/19/2025	X			FERGUSON	Ferguson Enterprises Inc # 215	210.08
85074040	02/19/2025	X			AMAZON	AMAZON	23.98
85074041	02/19/2025	X			AMAZON	AMAZON	87.95
85074042	02/19/2025	X			SPENCER	SPENCER FANE BRITT & BROWNE LLP	216.00
85074043	02/19/2025	X			AMAZON	AMAZON	252.41
85074044	02/19/2025	X			AMAZON	AMAZON	253.72
85074045	02/19/2025	X			HUEYCAR	Caroline Huey	360.00
85074046	02/19/2025	X			KEEFEMI	Emily Keefe	500.00
85074047	02/19/2025	X			THATKRI	Kristian Thatcher	600.00
85074048	02/19/2025	X			ATRONIC	ATRONIC ALARMS INC	1,013.10
85074049	02/19/2025	X			AMAZON	AMAZON	172.46
85074050	02/19/2025	X			BISTCOR	BIST / Cornerstones of Care	16,200.00
85113769	02/25/2025	X			GREENEXPEC	GREEN EXPECTATIONS LANDSCAPING	640.00
85113770	02/25/2025	X			DANACOLEMA	DANA COLEMAN CONSULTING	1,006.25
85113771	02/25/2025	X			KCWATER	KCMO WATER SERVICES DEPARTMENT	738.43
85113772	02/25/2025	X			KCWATER	KCMO WATER SERVICES DEPARTMENT	152.70
85113773	02/25/2025	X			KCWATER	KCMO WATER SERVICES DEPARTMENT	61.27
85113774	02/25/2025	X			KCWATER	KCMO WATER SERVICES DEPARTMENT	7.25
85113775	02/25/2025	X			KVC	KVC NILES	9,045.00
85113776	02/25/2025	X			KCPARKREC	Kansas City Parks and Recreation	3,500.00
85113777	02/25/2025	X			NOVA	NOVA CENTER	5,200.00
85113778	02/25/2025	X			SPARKWHEEL	SparkWheel, Inc.	7,283.01
85113779	02/25/2025	X			MCREALTY	MC REALTY GROUP, LLC	2,000.00
85113780	02/25/2025	X			MSBA	MISSOURI SCHOOL BOARDS ASSOCIATION	2,619.05
85113781	02/25/2025	X			QUANTUM	Quantum Health Professionals, Inc	2,640.00
85113891	02/25/2025	X			GRAINGER	GRAINGER	21.03
85113892	02/25/2025	X			SMITHEREEN	SMITHEREEN PEST MANAGEMENT	50.00
85113893	02/25/2025	X			SMITHEREEN	SMITHEREEN PEST MANAGEMENT	250.00
85113894	02/25/2025	X			SMITHEREEN	SMITHEREEN PEST MANAGEMENT	50.00
85113895	02/25/2025	X			KCWATER	KCMO WATER SERVICES DEPARTMENT	979.97
85113991	02/25/2025	X			K12ITC	K12 ITC, INC.	23,563.40
85113992	02/25/2025	X			OTIS	OTIS ELEVATOR	1,891.93
85113993	02/25/2025	X			OFFICEPROD	OFFICE PRODUCTS ALLIANCE	756.33
85114356	02/25/2025	X			MCCORYA	Ryan McCord	100.00
85114357	02/25/2025	X			AMAZON	AMAZON	111.71
85114358	02/25/2025	X			ELOROS	El Oro's Tesoro, LLC	180.00
85114359	02/25/2025	X			EVANCHY	Chynna Davis Evans	400.00
85114360	02/25/2025	X			BADAKAR	Karen Badalucco	500.00
85114361	02/25/2025	X			SELBELI	Elizabeth Selby	500.00
85114362	02/25/2025	X			CCGROUP	C & C GROUP	680.00
85114363	02/25/2025	X			SHERITAS	Sheritas Accounting World & Bookkeeping	800.00
85114364	02/25/2025	X			MARIRAMOS	MARINA RAMOS	1,305.00
85114365	02/25/2025	X			LANEYLISA	Lisa Laney	1,475.00
85114366	02/25/2025	X			21STCENT	21ST CENTURY THERAPY, P.C.	3,948.50
85114367	02/25/2025	X			FLEXIBLEDU	FLEXIBLE EDUCATORS	8,472.46
85114368	02/25/2025	X			AMAZON	AMAZON	134.86
85114369	02/25/2025	X			BLUESYMPH	CC - BLUE SYMPHONY LLC	2,240.00
85114370	02/25/2025	X			AMAZON	AMAZON	262.73
85114371	02/25/2025	X			AMAZON	AMAZON	298.42
85114372	02/25/2025	X			AMAZON	AMAZON	381.88
85114373	02/25/2025	X			INDUSTRYSP	Industry Specific Solutions	4,228.00
85114374	02/25/2025	X			AMAZON	AMAZON	1,561.95
85114375	02/25/2025	X			AMERDINING	AMERICAN FOOD & VENDING CORP	20,053.74
85114376	02/25/2025	X			AMAZON	AMAZON	1,108.82

Crossroads Charter Schools

Check Register by Type

Page: 4

03/11/2025 2:08 PM

User ID: SAS

Payee Type: Vendor		Check Type: Check			Checking Account ID: 13		
<u>Check Number</u>	<u>Check Date</u>	<u>Cleared</u>	<u>Void</u>	<u>Void Date</u>	<u>Entity ID</u>	<u>Entity Name</u>	<u>Check Amount</u>
85130972	02/28/2025	X			OPERBREAK	OPERATION BREAKTHROUGH	83,707.17
85130973	02/28/2025	X			UPPERROOM	UPPER ROOM, INC.	196,878.23
85131919	02/28/2025	X			BOYKCOU	COURTNEY BOYKIN	500.00
85131920	02/28/2025	X			UICS	UNITED INNER CITY SERVICES	13,031.69
85131921	02/28/2025	X			RWI	Real World Initiatives	52,713.06
Checking Account ID: 13					Void Total:	0.00	Total without Voids: 812,540.76
Check Type Total: Check					Void Total:	0.00	Total without Voids: 812,540.76
Payee Type Total: Vendor					Void Total:	0.00	Total without Voids: 986,410.12
Grand Total:					Void Total:	0.00	Total without Voids: 986,410.12

Coversheet

Monthly Budget Update

Section:	IV. Finance
Item:	B. Monthly Budget Update
Purpose:	FYI
Submitted by:	
Related Material:	CCS - Monthly Presentation - February 2025.pptx



February 2025 Financials

PREPARED **MAR'25** BY



- **Executive Summary**
- **Key Performance Indicators**
- **State Revenue**
- **Forecast Overview**
- **Cash Forecast**
- **Key Forecast Changes This Month**
- **Appendix**
- **Forecast History**

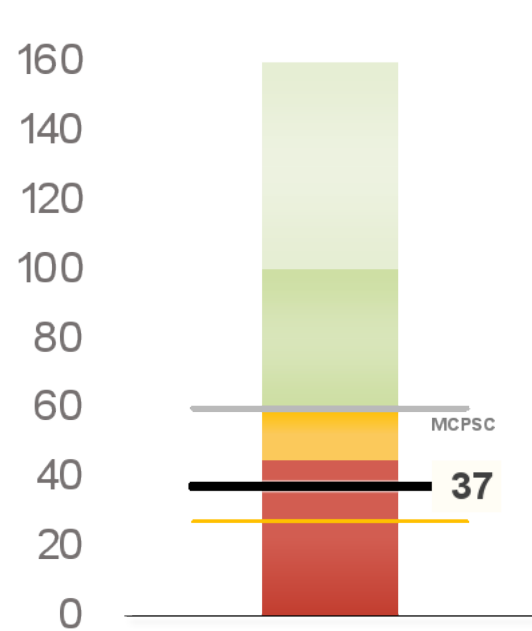
Executive Summary

- Year-end financials projected to exceed budget by \$738k, reaching \$935k Net Operating Income.
- Forecast Adjustments: Revenue and expense changes offset each other this month.
- Revenue: State Revenue Increase by \$140k, fundraising projections reduced by \$100k.
- Expenses increased by \$48k, primarily due to business and facilities needs.
- FY26 budgeting: Process underway with a focus on maintaining a healthy fund balance.

Key Performance Indicators

Days of Cash

Cash balance at year-end divided by average daily expenses

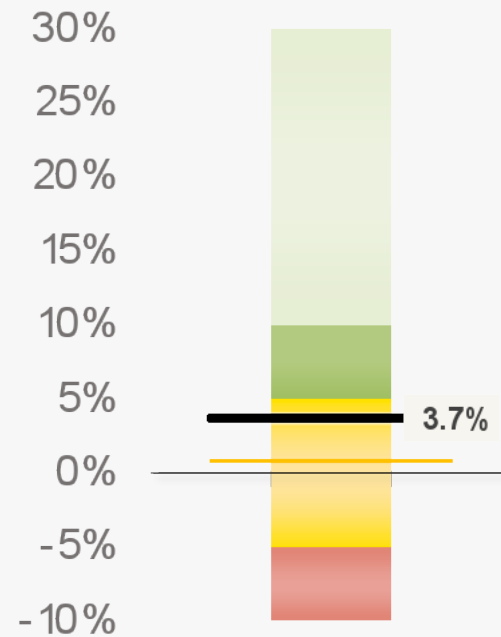


37 DAYS OF CASH AT YEAR'S END

The school will end the year with 37 days of cash. This is below the recommended 60 days, and 23 more day(s) than last month

Gross Margin

Revenue less expenses, divided by revenue

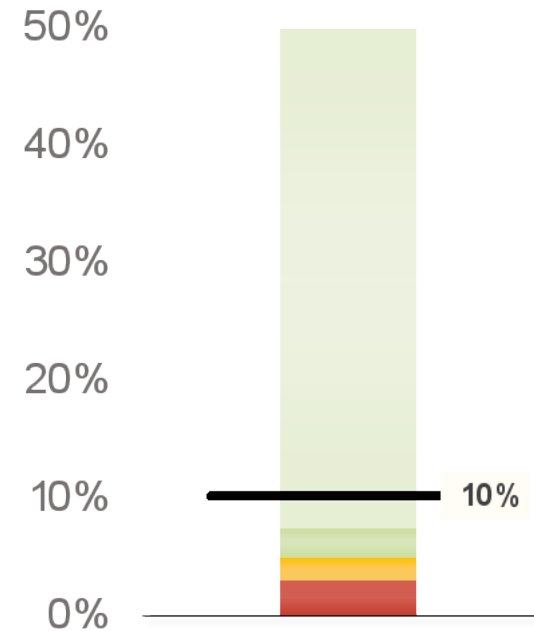


3.7% GROSS MARGIN

The forecasted net income is \$935k, which is \$738k above the budget. It yields a 3.7% gross margin.

Fund Balance %

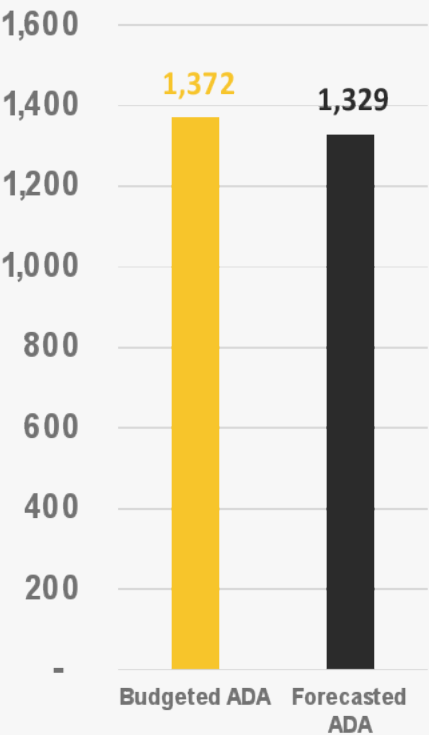
Forecasted Ending Fund Balance / Total Expenses



10.23% AT YEAR'S END

The school is projected to end the year with a fund balance of \$2,494,068. Last year's fund balance was \$1,559,194.

Student Expectations



The school now forecasts 1329 ADA for SY24-25. The budget target was 1372.

\$1.4M More Per-Pupil Funding Than Expected

	Current Forecast	SY24-25 Budget	Difference	Financial Gain / (Loss)
Enrollment	1039	1069	-30	
Attendance	88.1%	85.7%	2.4%	
Total ADA	1329	1372	-43	
Regular Term PK	10	10	-1	513
Regular Term K-12	876	897	-21	537k
Summer	443	464	-21	137k
FRL Count	651	482	169	
FRL Weight	108	64	44	635k
IEP Count	129	132	-3	
IEP Weight	0	0	0	
LEP Count	112	105	7	
LEP Weight	51	46	5	101k
WADA	1487	1481	6	
Per WADA Payment	\$13,358	\$12,443	915	
State Aid	\$19.7M	\$18.2M	\$1.4M	1.4m

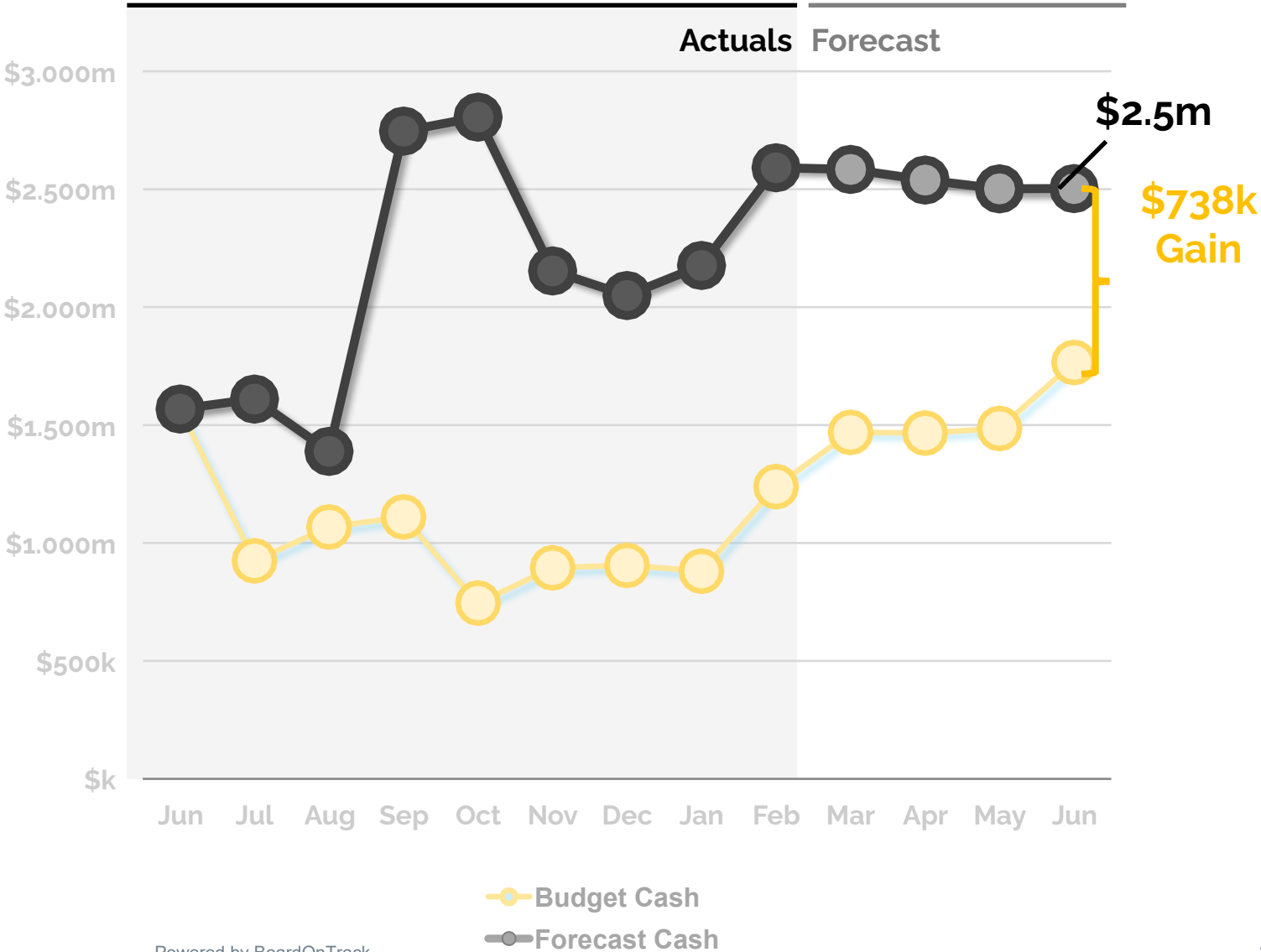
Forecast Overview



	Forecast	Budget	Variance	Variance Graphic	Comments
Revenue	\$25.3m	\$23.8m	\$1.5m		State & Federal revenue exceeds the budget by over \$1.8m. Fundraising was adjusted to a \$885k, with 35% remaining to collect
Expenses	\$24.4m	\$23.6m	-\$805k		Budget expense overage primarily due to student expense and transportation.
Net Income	\$935k	\$197k	\$738k		

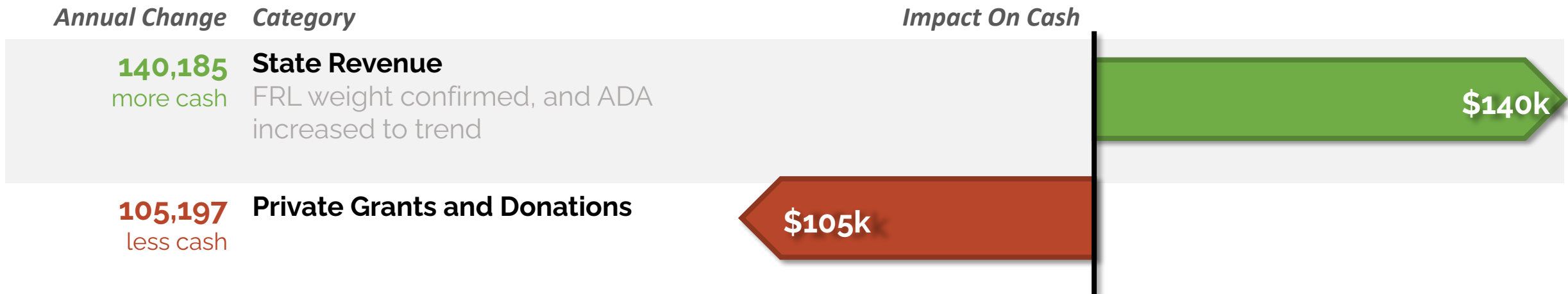
37 Days of Cash at year's end

We forecast the school's year ending cash balance as **\$2.5m**, **\$738k** above budget.



Key Forecast Changes This Month (1/3)

The February forecast **increased** the year-end cash expectation by \$1k. Key revenue changes:



Key Forecast Changes This Month (2/3)



The February forecast **increased** the year-end cash expectation by \$1k. Key expense changes:

<i>Annual Change</i>	<i>Category</i>	<i>Impact On Cash</i>
22,238 less cash	Office & Business Expense Temp Staff/Subs	\$22k
10,112 less cash	Occupancy Service Snow removal	\$10k



QUESTIONS?

Please contact your EdOps Finance Team:

Anne Nichols

anichols@ed-ops.com

816-985-5144

© EdOps 2017-2025

	Actual	Budget	Variance	Forecast	Budget	Variance	Remaining	Rem %
Revenue								
Local Revenue	1,480,213	1,430,629	49,584	2,086,897	2,104,101	(17,205)	606,684	29%
State Revenue	13,515,671	11,851,232	1,664,438	20,675,186	19,004,361	1,670,826	7,159,516	35%
Federal Revenue	906,700	863,703	42,997	1,603,580	1,435,601	167,979	696,880	43%
Private Grants and Donations	584,803	1,080,000	(495,197)	884,803	1,200,000	(315,197)	300,000	34%
Earned Fees	65,755	18,900	46,855	67,255	31,500	35,755	1,500	2%
Total Revenue	16,553,141	15,244,464	1,308,677	25,317,721	23,775,563	1,542,158	8,764,580	1
Expenses								
Salaries	5,923,681	6,191,874	268,194	8,911,700	9,285,321	373,621	2,988,019	34%
Benefits and Taxes	1,859,436	1,915,969	56,533	2,811,103	2,873,953	62,850	951,667	34%
Staff-Related Costs	115,205	67,263	(47,941)	138,427	100,895	(37,532)	23,222	17%
Rent	96,324	117,873	21,549	165,900	165,900	0	69,576	42%
Occupancy Service	1,012,692	1,034,789	22,097	1,671,675	1,552,183	(119,492)	658,983	39%
Student Expense, Direct	4,294,279	4,042,897	(251,381)	6,613,647	6,064,346	(549,301)	2,319,368	35%
Student Expense, Food	266,920	360,468	93,548	600,806	600,780	(26)	333,886	56%
Office & Business Expense	702,030	597,876	(104,154)	982,562	898,814	(83,748)	280,532	29%
Transportation	956,695	938,220	(18,475)	2,014,606	1,563,700	(450,906)	1,057,911	53%
Total Ordinary Expenses	15,227,260	15,267,229	39,969	23,910,425	23,105,892	(804,533)	8,683,165	36%
Interest	315,350	314,949	(402)	472,423	472,423	0	157,073	33%
Total Extraordinary Expenses	315,350	314,949	(402)	472,423	472,423	0	157,073	33%
Total Expenses	15,542,611	15,582,178	39,567	24,382,848	23,578,315	(804,533)	8,840,237	2
Net Income	1,010,531	(337,714)	1,348,244	934,873	197,248	737,625	(75,657)	3
Cash Flow Adjustments	12,416	-	12,416	0	-	0	(12,416)	4
Change in Cash	1,022,947	(337,714)	1,360,660	934,873	197,248	737,625	(88,073)	5

1 REVENUE: \$1.5M AHEAD

2 EXPENSES: \$805K BEHIND

3 NET INCOME: \$738K ahead

Crossroads Charter Schools - Crossroads Monthly Board Meeting - Agenda - Monday March 24, 2025 at 5:00 PM													
Income Statement	Actual								Forecast				
	Jul	Aug	Sep	Oct	Nov	Dec	Jan	Feb	Mar	Apr	May	Jun	TOTAL
Revenue													
Local Revenue	238,938	215,626	164,644	157,575	222,048	134,451	158,059	188,871	151,671	151,671	151,671	151,671	2,086,897
State Revenue	1,156,527	1,171,110	2,611,928	1,843,057	1,645,921	1,525,656	1,790,991	1,770,481	1,789,432	1,789,432	1,791,220	1,789,432	20,675,186
Federal Revenue	44,422	58,332	106,413	99,457	63,609	205,524	127,342	201,600	192,417	154,502	154,502	195,458	1,603,580
Private Grants and Donations	5,917	253	44,467	92,660	187,028	104,414	63,829	86,236	75,000	75,000	75,000	75,000	884,803
Earned Fees	5,812	6,779	18,626	12,160	4,870	4,132	2,414	10,962	375	375	375	375	67,255
Total Revenue	1,451,616	1,452,100	2,946,079	2,204,910	2,123,476	1,974,177	2,142,634	2,258,149	2,208,895	2,170,980	2,172,768	2,211,936	25,317,721
Expenses													
Salaries	721,143	729,121	740,334	746,966	738,408	753,432	745,135	749,142	747,005	747,005	747,005	747,005	8,911,700
Benefits and Taxes	215,311	243,437	228,193	238,611	234,899	229,423	235,022	234,539	240,636	240,854	234,974	235,204	2,811,103
Staff-Related Costs	4,364	25,264	3,433	61,955	5,235	7,953	4,208	2,793	5,805	5,805	5,805	5,805	138,427
Rent	17,289	2,182	13,069	22,692	2,823	13,147	21,739	3,382	17,394	17,394	17,394	17,394	165,900
Occupancy Service	68,972	197,315	161,659	110,830	122,558	103,379	158,939	89,040	164,746	164,746	164,746	164,746	1,671,675
Student Expense, Direct	287,240	303,401	186,456	703,259	1,223,899	505,199	608,315	476,510	579,842	579,842	579,842	579,842	6,613,647
Student Expense, Food	7,885	0	48,354	38,958	46,051	51,083	40,586	34,003	83,472	83,472	83,472	83,472	600,806
Office & Business Expense	60,308	160,291	71,503	98,064	58,333	111,658	62,578	79,295	70,133	70,133	70,133	70,133	982,562
Transportation	0	0	55,276	193,953	211,026	242,747	105,962	147,731	264,478	264,478	264,478	264,478	2,014,606
Total Ordinary Expenses	1,382,513	1,661,011	1,508,277	2,215,288	2,643,231	2,018,020	1,982,485	1,816,435	2,173,510	2,173,728	2,167,849	2,168,078	23,910,425
Operating Income	69,103	-208,911	1,437,802	-10,378	-519,756	-43,843	160,149	441,714	35,385	-2,748	4,919	43,858	1,407,296
Extraordinary Expenses													
Interest	39,419	39,419	39,419	39,419	39,419	39,419	39,419	39,419	39,268	39,268	39,268	39,268	472,423
Total Extraordinary Expenses	39,419	39,419	39,419	39,419	39,419	39,419	39,419	39,419	39,268	39,268	39,268	39,268	472,423
Total Expenses	1,421,932	1,700,430	1,547,695	2,254,707	2,682,650	2,057,439	2,021,904	1,855,854	2,212,778	2,212,996	2,207,117	2,207,346	24,382,848
Net Income	29,684	-248,330	1,398,383	-49,797	-559,174	-83,262	120,730	402,295	-3,883	-42,016	-34,349	4,590	934,873
Cash Flow Adjustments	12,676	26,215	-40,491	109,162	-93,017	-20,718	6,344	12,244	-3,104	-3,104	-3,104	-3,104	0
Change in Cash	42,360	-222,114	1,357,892	59,365	-652,191	-103,979	127,074	414,539	-6,987	-45,120	-37,453	1,486	934,873
Ending Cash	1,610,616	1,388,502	2,746,394	2,805,760	2,153,569	2,049,589	2,176,663	2,591,203	2,584,216	2,539,096	2,501,643	2,503,129	

	<i>Previous Year End</i>	<i>Current</i>	<i>Year End</i>
Assets			
Current Assets			
Cash	1,568,256	2,591,203	2,503,129
Accounts Receivable	1,600	0	1,600
Total Current Assets	1,569,856	2,591,203	2,504,730
Total Assets	1,569,856	2,591,203	2,504,730
Liabilities and Equity			
Liabilities			
Current Liabilities			
Other Current Liabilities	10,662	21,477	10,662
Total Current Liabilities	10,662	21,477	10,662
Total Long-Term Liabilities	0	0	
Total Liabilities	10,662	21,477	10,662
Equity			
Unrestricted Net Assets	1,559,194	1,559,194	1,559,194
Net Income	0	1,010,531	934,873
Total Equity	1,559,194	2,569,725	2,494,068
Total Liabilities and Equity	1,569,856	2,591,203	2,504,730

Forecast History of June 30, 2025 Cash Balance



Source	Days of Cash at 6/30/25	Change	Description of change
Budget	27		From SY24-25Budget
Jul	26	-1	
Aug	23	-4	Salary Updates, will confirm new positions & vacancies are accounted for in n...
Sep	32	9	Updated DESE State Aid, Transportation Aid and Staffing
Oct	33	1	Updated Staff and Sub expense.
Nov	34	1	Updated State per WADA Rate to \$13k
Dec	31	-3	Additional Transportation expense; updated State Revenue with Food count.
Jan	37	6	State rate increased; Summer School Exp inc
▶ Feb	37	0	State Revenue increase balances out private funding reduction
Mar			
Apr			
May			
Jun			

Coversheet

Board Committee Updates

Section:	V. Governance
Item:	A. Board Committee Updates
Purpose:	FYI
Submitted by:	
Related Material:	Finance Committee Calendar.pdf

CCS Finance Committee

Annual Plan July - June

Created January 2025

This fiscal year calendar is aligned with CCS departmental budgets and is in compliance with DESE financial submission guidelines.

Date	Topic	Action/ Decision	AD HOC Committee
July	The new budget year starts Prior year's budget v actual review	Select fall dates for board retreat	
August	review current enrollment		
September	September membership count due to DESE count day is the last Wednesday of the month		
October	Review final summer school numbers Review FRL		
November	Two-day budget Retreat for the board Review and approve the audit due by Dec 31st Review the current year's budget and revise if needed	Two day board retreat	
December	Audit is due to DESE By December 31st Analyze current year budget projections and goals Set projections and goals for the next budget year		
January	Audit publication of audit results in newspapers for publication Prepared next year's budget draft starting with salaries January membership count due to DESE count day is the last Wednesday of the month	Review/update salary schedule	
February	Approve salary schedule s	Present to the board	
March	990 Due by March 15		

April	First draft of next fiscal year budget ***Asset Management - After bond Vote*** Real Estate Portfolio/ Appraisal	Present to the board	AC Hoc Committee needed?
May	Final Draft and structural funding changes	Present to the board	
June	Final Board approval. Due to DESE by June 30th Capital Projects consideration		Plan Financing/ Bond Funding/ Annual reporting / Prioritization