



Crossroads Charter Schools

Crossroads Charter Schools Board Meeting

Date and Time

Monday January 22, 2024 at 5:00 PM CST

Location

Virtual Meeting

<https://us06web.zoom.us/j/85765954867>

This Agenda has been posted on Friday, January 19th, 2024

Agenda

	Purpose	Presenter	Time
I. Opening Items			5:00 PM
A. Call the Meeting to Order		Greg Valdovino	
B. Record Attendance		Greg Valdovino	1 m
C. Approve Meeting Agenda	Vote	Greg Valdovino	2 m
D. Approve December Board Meeting Minutes	Approve Minutes	Greg Valdovino	2 m
II. Public Forum			5:05 PM
A. Public Comment	FYI	Greg Valdovino	10 m

	Purpose	Presenter	Time
--	---------	-----------	------

Up to 3 guests will have the opportunity to provide public comment. Each individuals comment will be limited to three minutes.

III. School Spotlight			5:15 PM
A. School Spotlight - Nikki Bates - Director of Diverse Learners	FYI	Nikki Bates	10 m
IV. Finance			5:25 PM
A. November and December Check Register	Vote	Jillian Linn	5 m
B. December Financials	FYI	Trevor Steinbacher	10 m
V. Educational Excellence			5:40 PM
A. 2024-25 School Calendar	Vote	Tysie McDowell	5 m
VI. Board Governance			5:45 PM
A. 12-Month Academic Leadership Salary Scale	Vote	Gail Taylor	10 m
VII. Closed Session			5:55 PM
A. Closed Session Pursuant RSMo Section 610.021(3)	Vote	Tysie McDowell	10 m
VIII. Closing Items			6:05 PM
A. Adjourn Meeting	Vote	Greg Valdovino	1 m

Coversheet

Approve December Board Meeting Minutes

Section: I. Opening Items
Item: D. Approve December Board Meeting Minutes
Purpose: Approve Minutes
Submitted by:
Related Material:
Minutes for Crossroads Charter Schools Board Meeting on December 11, 2023

APPROVED



Crossroads Charter Schools

Minutes

Crossroads Charter Schools Board Meeting

Date and Time

Monday December 11, 2023 at 5:00 PM

Location

Virtual Meeting

<https://us06web.zoom.us/j/85765954867>

This Agenda has been posted on Friday, December 8th, 2023

Trustees Present

G. Valdovino (remote), J. Linn (remote), J. Schwartz (remote), J. Williams (remote), L. Weekly (remote), P. Hardwick (remote), S. Bookhart (remote)

Trustees Absent

B. Riley, D. Charity

Guests Present

B. Gonzalez (remote), M. Strohschein (remote), Madison Moore, Shannon Reasby, T. McDowell (remote)

I. Opening Items

A. Call the Meeting to Order

G. Valdovino called a meeting of the board of trustees of Crossroads Charter Schools to order on Monday Dec 11, 2023 at 5:02 PM.

B. Record Attendance

C. Approve Meeting Agenda

P. Hardwick made a motion to Approve December meeting Agenda.

J. Williams seconded the motion.

The board **VOTED** unanimously to approve the motion.

D. Approve October Meeting Minutes

L. Weekly made a motion to approve the minutes from Crossroads Charter Schools Board Meeting on 10-23-23.

J. Williams seconded the motion.

The board **VOTED** unanimously to approve the motion.

II. Public Forum

A. Public Comment

No public comment

III. School Spotlight

A. School Spotlight

Shannon Reasby, reading specialist, shared on school literacy plan

IV. Finance

A. FY '23 Financial Audit

P. Hardwick made a motion to to Accept the FY 23' Financial Audit.

J. Williams seconded the motion.

The board **VOTED** unanimously to approve the motion.

B. August/September/October Check Register

L. Weekly made a motion to Approve August, September and October check register.

P. Hardwick seconded the motion.

The board **VOTED** unanimously to approve the motion.

C. October Financials

Trevor presents the October financial presentation

V. Board Governace

A.

Superintendent Evaluation

Jeffery Williams shares the Superintendent Matrix Evaluation with Board members, and agrees on further discussion for Friday 12/15/23

B. Board Draft

J. Schwartz made a motion to Approve participation in Board Draft.

J. Williams seconded the motion.

The board **VOTED** unanimously to approve the motion.

C. Annual Filers Reminder

Trevor reminds. informs board members to be expecting the filers request in January, and to return, in order to stay in compliance.

VI. Educational Excellence

A. Curriculum and book list

J. Williams made a motion to Approve the curriculum and book list provided in September's board meeting.

S. Bookhart seconded the motion.

The board **VOTED** unanimously to approve the motion.

B. Q1 Data Storyboard

Tysie shares the Q1 Data storyboard

VII. Closing Items

A. Adjourn Meeting

J. Williams made a motion to Adjourn.

J. Schwartz seconded the motion.

The board **VOTED** unanimously to approve the motion.

There being no further business to be transacted, and upon motion duly made, seconded and approved, the meeting was adjourned at 6:49 PM.

Respectfully Submitted,

B. Gonzalez

Coversheet

November and December Check Register

Section: IV. Finance
Item: A. November and December Check Register
Purpose: Vote
Submitted by:
Related Material: CheckRegisterbyType (1).pdf
CheckRegisterbyType.pdf

Crossroads Charter Schools
12/14/2023 9:37 AM

Check Register by Type

Page: 1
User ID: SAS

Payee Type: Vendor		Check Type: Automatic Payment			Checking Account ID: 1		
<u>Check Number</u>	<u>Check Date</u>	<u>Cleared</u>	<u>Void</u>	<u>Void Date</u>	<u>Entity ID</u>	<u>Entity Name</u>	<u>Check Amount</u>
1604949	11/15/2023	X			UNUM	UNUM LIFE INSURANCE COMPANY OF AMERICA	9,229.08
1604950	11/25/2023	X			BENEFLEX	BENEFLEX	150.00
Checking Account ID: 1					Void Total:	0.00	Total without Voids: 9,379.08

Payee Type: Vendor		Check Type: Automatic Payment			Checking Account ID: 13		
<u>Check Number</u>	<u>Check Date</u>	<u>Cleared</u>	<u>Void</u>	<u>Void Date</u>	<u>Entity ID</u>	<u>Entity Name</u>	<u>Check Amount</u>
81103995	11/28/2023	X			EVERGY	EVERGY	14,665.34
81103996	11/03/2023	X			BCBS	BLUE CROSS AND BLUE SHELDF OF KANSAS CITY	103,985.74
81103997	11/21/2023	X			HARTFORD	THE HARTFORD INSURANCE COMPANY	4,760.70
81103998	11/23/2023	X			CIGNA	CIGNA	0.00
81103999	11/02/2023	X			QUALITY	QUALITY STAFF LEASING INC.	2,181.95
81104000	11/22/2023	X			SPIRE	SPIRE	0.00
81104001	11/29/2023	X			WEX	WEX	1,390.33
81104002	11/30/2023	X			HANOVER	THE HANOVER INSURANCE CO	0.00
81104003	11/14/2023	X			GOOGLEF	GOOGLE FIBER	0.00
81104005	11/05/2023	X			CROSSFIRST	CROSSFIRST BANK	39,418.80
81104013	11/10/2023	X			ATT	AT&T	6,356.52
81104016	11/13/2023	X			JACKSONCO	JACKSON COUNTY COLLECTOR	101,916.13
81104028	11/15/2023	X			UNUM	UNUM LIFE INSURANCE COMPANY OF AMERICA	9,229.08
81104030	11/06/2023	X			CROSSFIRCC	CROSSFIRST CREDIT CARD	32,944.97
Checking Account ID: 13					Void Total:	0.00	Total without Voids: 316,849.56
Check Type Total:		Automatic Payment			Void Total:	0.00	Total without Voids: 326,228.64

Payee Type: Vendor		Check Type: Check			Checking Account ID: 13		
<u>Check Number</u>	<u>Check Date</u>	<u>Cleared</u>	<u>Void</u>	<u>Void Date</u>	<u>Entity ID</u>	<u>Entity Name</u>	<u>Check Amount</u>
1860	11/03/2023	X			LEERON	Ronald Lee	300.00
81660875	11/06/2023	X			UMKC	UMKC PDC	160.00
81665082	11/07/2023	X			KCAV	KANSAS CITY AUDIO-VISUAL	1,180.00
81665083	11/07/2023	X			VELOCITI	Velociti Services	2,467.12
81665084	11/07/2023	X			VELOCITI	Velociti Services	192.41
81665085	11/07/2023	X			VELOCITI	Velociti Services	2,774.13
81665315	11/07/2023	X			SOLI	SOLI AND SOLI INC	576.00
81665598	11/07/2023	X			AMAZON	AMAZON	13.01
81665599	11/07/2023	X			ATRONIC	ATRONIC ALARMS INC	204.00
81665600	11/07/2023	X			DSTREALITY	DST REALITY	300.00
81665601	11/07/2023	X			ATRONIC	ATRONIC ALARMS INC	324.00
81665602	11/07/2023	X			BEHINDSCE	Behind The Scenes Edu LLC	2,300.00
81665603	11/07/2023	X			AMAZON	AMAZON	556.89
81665604	11/07/2023	X			AMERDINING	AMERICAN FOOD & VENDING CORP	13,174.40
81665605	11/07/2023	X			AMAZON	AMAZON	568.36
81665606	11/07/2023	X			AMAZON	AMAZON	1,009.81
81665607	11/07/2023	X			AMAZON	AMAZON	1,072.53
81671149	11/08/2023	X			NONPROFIT	NONPROFIT CONNECT	1,050.00
81700967	11/14/2023	X			SOUTHTOWN	Southtown Glass Company	347.09
81700968	11/14/2023	X			SOUTHTOWN	Southtown Glass Company	220.65
81700969	11/14/2023	X			CCTMOBILE	T MOBILE	825.00
81700970	11/14/2023	X			CCTMOBILE	T MOBILE	825.00
81700971	11/14/2023	X			PICKATIME	PICKATIME INC	699.00
81700972	11/14/2023	X			PLAZAACADE	THE PLAZA ACADEMY	1,500.00
81700973	11/14/2023	X			PLAZAACADE	THE PLAZA ACADEMY	1,500.00
81700974	11/14/2023	X			PLAZAACADE	THE PLAZA ACADEMY	1,500.00
81700975	11/14/2023	X			PLAZAACADE	THE PLAZA ACADEMY	1,500.00
81700976	11/14/2023	X			PLAZAACADE	THE PLAZA ACADEMY	1,500.00
81700977	11/14/2023	X			PLAZAACADE	THE PLAZA ACADEMY	1,500.00
81700978	11/14/2023	X			PLAZAACADE	THE PLAZA ACADEMY	1,500.00
81700979	11/14/2023	X			PLAZAACADE	THE PLAZA ACADEMY	1,500.00
81700980	11/14/2023	X			GREENEXPEC	GREEN EXPECTATIONS LANDSCAPING	345.00

Crossroads Charter Schools
12/14/2023 9:37 AM

Check Register by Type

Page: 2
User ID: SAS

Payee Type: Vendor		Check Type: Check			Checking Account ID: 13		
<u>Check Number</u>	<u>Check Date</u>	<u>Cleared</u>	<u>Void</u>	<u>Void Date</u>	<u>Entity ID</u>	<u>Entity Name</u>	<u>Check Amount</u>
81700981	11/14/2023	X			GREENEXPEC	GREEN EXPECTATIONS LANDSCAPING	60.50
81700982	11/14/2023	X			GREENEXPEC	GREEN EXPECTATIONS LANDSCAPING	29.50
81700983	11/14/2023	X			FERGUSON	Ferguson Enterprises Inc # 215	292.68
81700984	11/14/2023	X			FERGUSON	Ferguson Enterprises Inc # 215	206.70
81700985	11/14/2023	X			KCMOTREAS	KANSAS CITY TREASURER	750.00
81700989	11/14/2023	X			SPARKWHEEL	SparkWheel, Inc.	10,488.83
81700990	11/14/2023	X			GOODKRI	Kristy Goodin	250.00
81700991	11/14/2023	X			WEAVJAM	Jamie L Weaver	3,540.00
81700992	11/14/2023	X			CUSTOM	CUSTOM MTG PLANNERS CUS	250.00
81700993	11/14/2023	X			PROGRESSIV	PROGRESSIVE ELECTRONICS, INC.	84.00
81700994	11/14/2023	X			CODYSALESE	Cody Sales & Engineering	147.23
81700995	11/14/2023	X			CITYOFKC	CITY OF KANSAS CITY	260.00
81700996	11/14/2023	X			BOYKCOU	COURTNEY BOYKIN	150.00
81700997	11/14/2023	X			FIRSTSTUDE	FIRST STUDENT, INC.	99,787.04
81700998	11/14/2023	X			MCC	METROPOLITAN COMMUNITY COLLEGE	363.00
81701165	11/14/2023	X			HANOVER	THE HANOVER INSURANCE CO	1,791.30
81701166	11/14/2023	X			THYSSELEV	THYSSENKRUPP ELEVATOR CORP	378.88
81701167	11/14/2023	X			THYSSELEV	THYSSENKRUPP ELEVATOR CORP	378.88
81701168	11/14/2023	X			GRAINGER	GRAINGER	53.69
81701169	11/14/2023	X			YARDI	YARDI MARKETPLACE	525.56
81701170	11/14/2023	X			YARDI	YARDI MARKETPLACE	425.51
81701323	11/14/2023	X			SOLI	SOLI AND SOLI INC	105.00
81701324	11/14/2023	X			OFFICEPROD	OFFICE PRODUCTS ALLIANCE	533.88
81701801	11/14/2023	X			CANTEMI	EMILY CANTERNA	114.85
81701802	11/14/2023	X			AMAZON	AMAZON	217.38
81701803	11/14/2023	X			SPENCER	SPENCER FANE BRITT & BROWNE LLP	225.00
81701804	11/14/2023	X			WILSTRA	Tracy Wilson	240.00
81701805	11/14/2023	X			FBKCSPORTS	FBK SPORTS TENANT, LLC	378.70
81701806	11/14/2023	X			PAYPOOL	PAYPOOL	1,109.74
81701807	11/14/2023	X			PRAXIS	PRAXIS NONPROFIT STRATEGIES	1,343.75
81701808	11/14/2023	X			LANEYLISA	Lisa Laney	1,818.75
81701809	11/14/2023	X			BEHINDSCE	Behind The Scenes Edu LLC	2,300.00
81701810	11/14/2023	X			DONALD	DONALD E MAXWELL, LLC	5,130.00
81701811	11/14/2023	X			21STCENT	21ST CENTURY THERAPY, P.C.	5,628.50
81701812	11/14/2023	X			AMAZON	AMAZON	86.07
81701813	11/14/2023	X			AMAZON	AMAZON	91.67
81701814	11/14/2023	X			AMAZON	AMAZON	556.53
81701815	11/14/2023	X			YARBLAT	LaTresse Yarbough	975.00
81701816	11/14/2023	X			MARIRAMOS	MARINA CARRIZOSA RAMOS	1,230.00
81701817	11/14/2023	X			AMAZON	AMAZON	361.52
81701818	11/14/2023	X			AMERDINING	AMERICAN FOOD & VENDING CORP	13,286.60
81701819	11/14/2023	X			FLEXIBLEDU	FLEXIBLE EDUCATORS	60,907.74
81701820	11/14/2023	X			HIGENE	HI-GENE'S JANITORIAL	29,364.15
81701821	11/14/2023	X			MEDICOACH	MEDI COACH TRANSPORT SERVICES	53,157.63
81701822	11/14/2023	X			AMAZON	AMAZON	341.18
81701823	11/14/2023	X			AMAZON	AMAZON	1,186.26
81701824	11/14/2023	X			AMAZON	AMAZON	1,776.78
81820696	11/21/2023	X			UMKC	UMKC PDC	5,625.00
81820697	11/21/2023	X			FERGUSON	Ferguson Enterprises Inc # 215	130.24
81820698	11/21/2023	X			SYTENTIC	SYNETIC TECHNOLOGIES	218.00
81820699	11/21/2023	X			KVC	KVC NILES	4,136.00
81820700	11/21/2023	X			FIRSTSTUDE	FIRST STUDENT, INC.	104,051.57
81820983	11/21/2023	X			GRAINGER	GRAINGER	295.79
81820984	11/21/2023	X			SMITHEREEN	SMITHEREEN PEST MANAGEMENT	50.00
81820985	11/21/2023	X			DEFFEN	DEFFENBAUGH DISPOSAL SERV	286.30
81820986	11/21/2023	X			HANOVER	THE HANOVER INSURANCE CO	4,632.40
81820987	11/21/2023	X			SMITHEREEN	SMITHEREEN PEST MANAGEMENT	50.00
81820988	11/21/2023	X			SMITHEREEN	SMITHEREEN PEST MANAGEMENT	50.00
81820989	11/21/2023	X			DEFFEN	DEFFENBAUGH DISPOSAL SERV	440.40

Crossroads Charter Schools
12/14/2023 9:37 AM

Check Register by Type

Page: 3
User ID: SAS

Payee Type: Vendor		Check Type: Check			Checking Account ID: 13		
<u>Check Number</u>	<u>Check Date</u>	<u>Cleared</u>	<u>Void</u>	<u>Void Date</u>	<u>Entity ID</u>	<u>Entity Name</u>	<u>Check Amount</u>
81821199	11/21/2023	X			OFFICEPROD	OFFICE PRODUCTS ALLIANCE	444.90
81821200	11/21/2023	X			SOLI	SOLI AND SOLI INC	105.00
81821201	11/21/2023	X			K12ITC	K12 ITC, INC.	21,199.29
81821202	11/21/2023	X			MIDWEST	MIDWEST TECHNOLOGY CONNECTION	50.00
81821203	11/21/2023	X			LEXINGTON	LEXINGTON PLUMBING & HEATING CO INC	145.00
81821204	11/21/2023	X			OTIS	OTIS ELEVATOR	1,775.67
81821804	11/21/2023	X			AMAZON	AMAZON	18.88
81821805	11/21/2023	X			AMAZON	AMAZON	18.99
81821806	11/21/2023	X			AMAZON	AMAZON	39.47
81821807	11/21/2023	X			ATRONIC	ATRONIC ALARMS INC	85.00
81821808	11/21/2023	X			FISCCAR	Carolyn Fischer	500.00
81821809	11/21/2023	X			YARBLAT	LaTresse Yarbough	725.00
81821810	11/21/2023	X			LANEYLISA	Lisa Laney	1,256.25
81821811	11/21/2023	X			OGLETREE	OGLETREE, DEAKINS, NASH, SMOAK & STEWART, P.C.	1,448.55
81821812	11/21/2023	X			BEHINDSCE	Behind The Scenes Edu LLC	2,300.00
81821813	11/21/2023	X			BLUESYMPH	CC - BLUE SYMPHONY LLC	11,000.00
81821814	11/21/2023	X			BISTCOR	BIST / Cornerstones of Care	12,600.00
81821815	11/21/2023	X			EDOPS	EdOps	13,410.00
81821816	11/21/2023	X			AMAZON	AMAZON	49.02
81821817	11/21/2023	X			AMERDINING	AMERICAN FOOD & VENDING CORP	11,690.50
81821818	11/21/2023	X			AMAZON	AMAZON	202.17
81821819	11/21/2023	X			AMAZON	AMAZON	394.79
81821820	11/21/2023	X			AMAZON	AMAZON	1,097.53
81848967	11/28/2023	X			MCREALTY	MC REALTY GROUP, LLC	796.26
81848968	11/28/2023	X			FERGUSON	Ferguson Enterprises Inc # 215	226.21
81849079	11/28/2023	X			YARDI	YARDI MARKETPLACE	95.54
81849251	11/28/2023	X			AMMICRO	American Micro Digital Document Management	45.00
81849633	11/28/2023	X			AMAZON	AMAZON	14.95
81849634	11/28/2023	X			AMAZON	AMAZON	123.80
81849635	11/28/2023	X			BUCKALL	ALLISON BUCKLEW	1,250.00
81849636	11/28/2023	X			AMAZON	AMAZON	61.85
81849637	11/28/2023	X			AMAZON	AMAZON	80.98
81849638	11/28/2023	X			AMAZON	AMAZON	114.98
Checking Account ID: 13					Void Total:	0.00	Total without Voids: 549,495.66
Check Type Total: Check					Void Total:	0.00	Total without Voids: 549,495.66
Payee Type Total: Vendor					Void Total:	0.00	Total without Voids: 875,724.30
Grand Total:					Void Total:	0.00	Total without Voids: 875,724.30

Crossroads Charter Schools
01/16/2024 1:18 PM

Check Register by Type

Page: 1
User ID: SAS

Payee Type: Vendor		Check Type: Automatic Payment			Checking Account ID: 13			
<u>Check Number</u>	<u>Check Date</u>	<u>Cleared</u>	<u>Void</u>	<u>Void Date</u>	<u>Entity ID</u>	<u>Entity Name</u>	<u>Check Amount</u>	
81104017	12/05/2023	X			CROSSFIRST	CROSSFIRST BANK	39,418.80	
81104018	12/28/2023	X			EVERGY	EVERGY	16,411.48	
81104019	12/03/2023	X			BCBS	BLUE CROSS AND BLUE SHELD OF KANSAS CITY	88,746.98	
81104020	12/21/2023	X			HARTFORD	THE HARTFORD INSURANCE COMPANY	3,485.70	
81104021	12/23/2023	X			CIGNA	CIGNA	2,293.20	
81104022	12/02/2023	X			QUALITY	QUALITY STAFF LEASING INC.	2,181.95	
81104023	12/22/2023	X			SPIRE	SPIRE	1,233.17	
81104024	12/29/2023	X			WEX	WEX	1,703.76	
81104025	12/30/2023	X			HANOVER	THE HANOVER INSURANCE CO	0.00	
81104026	12/14/2023	X			GOOGLEF	GOOGLE FIBER	131.30	
81104027	12/10/2023	X			ATT	AT&T	3,146.11	
81104029	12/15/2023	X			UNUM	UNUM LIFE INSURANCE COMPANY OF AMERICA	3,024.47	
81104035	12/12/2023	X			BRIDGGI	Bridging the Gap Interpreting	4,561.16	
81104036	12/21/2023	X			MODIVEMPLY	MISSOURI DIVISION OF EMPLOYMENT	3,543.48	
81104037	12/06/2023	X			CROSSFIRCC	CROSSFIRST CREDIT CARD	19,662.65	
Checking Account ID: 13					Void Total:	0.00	Total without Voids:	189,544.21
Check Type Total: Automatic Payment					Void Total:	0.00	Total without Voids:	189,544.21

Payee Type: Vendor		Check Type: Check			Checking Account ID: 13		
<u>Check Number</u>	<u>Check Date</u>	<u>Cleared</u>	<u>Void</u>	<u>Void Date</u>	<u>Entity ID</u>	<u>Entity Name</u>	<u>Check Amount</u>
1862	12/05/2023	X			CLAYAND	ANDREA CLAYTON-JONES	900.00
1863	12/12/2023	X			WILLJAM	Jamel Williams	300.00
1866	12/14/2023	X			HERNFAU	Faustino Hernandez	1,770.00
81874826	12/05/2023	X			VELOCITI	Velociti Services	1,736.16
81874827	12/05/2023	X			VELOCITI	Velociti Services	3,099.37
81874828	12/05/2023	X			VELOCITI	Velociti Services	349.39
81874829	12/05/2023	X			VELOCITI	Velociti Services	1,677.50
81874830	12/05/2023	X			SCHOOLECON	School of Economics	546.00
81874831	12/05/2023	X			KENTON	KENTON BROTHER'S INC	305.89
81875085	12/05/2023	X			K12ITC	K12 ITC, INC.	225.00
81875086	12/05/2023	X			DESIGN	DESIGN MECHANICAL	11,611.53
81875374	12/05/2023	X			AMAZON	AMAZON	22.99
81875375	12/05/2023	X			AMAZON	AMAZON	34.50
81875376	12/05/2023	X			AMAZON	AMAZON	92.76
81875377	12/05/2023	X			SUMNER	DATAMAX, INC	150.00
81875378	12/05/2023	X			ATRONIC	ATRONIC ALARMS INC	759.19
81875379	12/05/2023	X			AMAZON	AMAZON	605.15
81884010	12/07/2023	X			NOVA	NOVA CENTER	8,208.50
81884011	12/07/2023	X			GERALIS	Lisa Geraghty	150.00
81884012	12/07/2023	X			GERALIS	Lisa Geraghty	150.00
81884013	12/07/2023	X			EICHLAW	Lawrence Eichner	143.00
81884014	12/07/2023	X			RHONALL	Allisyn Rhone	100.00
81884015	12/07/2023	X			BOYKCOU	COURTNEY BOYKIN	100.00
81884016	12/07/2023	X			ACTFINANCE	ACT FINANCE	3,294.75
81884017	12/07/2023	X			MYBRIDGE	MY BRIDGE	200.00
81884018	12/07/2023	X			CUMPYS	Cumpys	484.00
81884019	12/07/2023	X			AVIDCENTER	AVID CENTER	8,759.00
81884020	12/07/2023	X			PLAZAACADE	THE PLAZA ACADEMY	1,200.00
81884223	12/07/2023	X			DOWNTOWNC	DOWNTOWN COUNCIL	300.00
81884224	12/07/2023	X			OTIS	OTIS ELEVATOR	577.80
81884225	12/07/2023	X			OFFICEPROD	OFFICE PRODUCTS ALLIANCE	533.88
81884451	12/07/2023	X			MARIADIC	MARIA DICKSON	50.23
81884452	12/07/2023	X			WILLALEX	ALEXIS WILLIAMS	100.00
81884453	12/07/2023	X			PFEIKRI	Kristin Pfeiffer	173.84
81884454	12/07/2023	X			THEFLYING	THE FLYING LOCKSMITHS OF KANSAS	385.00
81884455	12/07/2023	X			ROBERTSM	MELVIN ROBERTS	500.00
81884456	12/07/2023	X			YARBLAT	LaTresse Yarbough	725.00

Crossroads Charter Schools
01/16/2024 1:18 PM

Check Register by Type

Page: 2
User ID: SAS

Payee Type: Vendor		Check Type: Check			Checking Account ID: 13		
<u>Check Number</u>	<u>Check Date</u>	<u>Cleared</u>	<u>Void</u>	<u>Void Date</u>	<u>Entity ID</u>	<u>Entity Name</u>	<u>Check Amount</u>
81884457	12/07/2023	X			HIGENE	HI-GENE'S JANITORIAL	2,004.15
81884458	12/07/2023	X			BEHINDSCE	Behind The Scenes Edu LLC	2,300.00
81884459	12/07/2023	X			FLEXIBLEDU	FLEXIBLE EDUCATORS	20,187.50
81884460	12/07/2023	X			MIDCON	MID-CON MANAGEMENT LLC	9,025.00
81902174	12/12/2023	X			PLAZAACADE	THE PLAZA ACADEMY	1,200.00
81902175	12/12/2023	X			PLAZAACADE	THE PLAZA ACADEMY	1,200.00
81902176	12/12/2023	X			PLAZAACADE	THE PLAZA ACADEMY	1,200.00
81902177	12/12/2023	X			PLAZAACADE	THE PLAZA ACADEMY	1,200.00
81902178	12/12/2023	X			PLAZAACADE	THE PLAZA ACADEMY	1,200.00
81902179	12/12/2023	X			PLAZAACADE	THE PLAZA ACADEMY	1,200.00
81902180	12/12/2023	X			PLAZAACADE	THE PLAZA ACADEMY	1,200.00
81902181	12/12/2023	X			PLAZAACADE	THE PLAZA ACADEMY	75.00
81902182	12/12/2023	X			KOCHMEG	Meghan Koch	200.00
81902183	12/12/2023	X			GREENEXPEC	GREEN EXPECTATIONS LANDSCAPING	29.50
81902184	12/12/2023	X			GREENEXPEC	GREEN EXPECTATIONS LANDSCAPING	60.50
81902185	12/12/2023	X			GREENEXPEC	GREEN EXPECTATIONS LANDSCAPING	345.00
81902186	12/12/2023	X			KCWATER	KCMO WATER SERVICES DEPARTMENT	567.91
81902187	12/12/2023	X			KCWATER	KCMO WATER SERVICES DEPARTMENT	12.27
81902188	12/12/2023	X			KCWATER	KCMO WATER SERVICES DEPARTMENT	1,114.86
81902189	12/12/2023	X			KCWATER	KCMO WATER SERVICES DEPARTMENT	16.53
81902190	12/12/2023	X			KCWATER	KCMO WATER SERVICES DEPARTMENT	51.34
81902191	12/12/2023	X			KCWATER	KCMO WATER SERVICES DEPARTMENT	7.25
81902192	12/12/2023	X			KCWATER	KCMO WATER SERVICES DEPARTMENT	7.60
81902193	12/12/2023	X			KCWATER	KCMO WATER SERVICES DEPARTMENT	202.49
81902194	12/12/2023	X			CRUXKC	Crux KC LLC	1,300.00
81902195	12/12/2023	X			INVICTUS	Invictus TLC, LLC	350.00
81902196	12/12/2023	X			WEAVJAM	Jamie L Weaver	2,790.00
81902197	12/12/2023	X			FIRSTSTUDE	FIRST STUDENT, INC.	113,834.82
81902198	12/12/2023	X			KOCHMEG	Meghan Koch	200.00
81902199	12/12/2023	X			IMAGINE	IMAGINE LEARNING LLC	18,425.00
81902200	12/12/2023	X			VEXROBOT	VEX Robotics, Inc	284.98
81902202	12/12/2023	X			MCREALTY	MC REALTY GROUP, LLC	8,164.23
81902203	12/12/2023	X			IMAGINE	IMAGINE LEARNING LLC	30,250.00
81902204	12/12/2023	X			IMAGINE	IMAGINE LEARNING LLC	750.00
81902205	12/12/2023	X			VELOCITI	Velociti Services	3,192.77
81902206	12/12/2023	X			VELOCITI	Velociti Services	672.38
81902435	12/12/2023	X			YARDI	YARDI MARKETPLACE	465.08
81902436	12/12/2023	X			YARDI	YARDI MARKETPLACE	114.78
81902437	12/12/2023	X			YARDI	YARDI MARKETPLACE	818.62
81902438	12/12/2023	X			YARDI	YARDI MARKETPLACE	286.62
81902946	12/12/2023	X			MIDWEST	MIDWEST TECHNOLOGY CONNECTION	40.00
81902947	12/12/2023	X			OFFICEPROD	OFFICE PRODUCTS ALLIANCE	978.78
81902948	12/12/2023	X			VEOLIA	VEOLIA ENERGY	1,243.40
81903640	12/12/2023	X			INDUSTRYSP	Industry Specific Solutions	0.01
81903641	12/12/2023	X			AMAZON	AMAZON	22.99
81903642	12/12/2023	X			DSTREALITY	DST REALITY	300.00
81903643	12/12/2023	X			APPLE	APPLE INC.	569.00
81903644	12/12/2023	X			PAYPOOL	PAYPOOL	761.42
81903645	12/12/2023	X			MARIRAMOS	MARINA CARRIZOSA RAMOS	810.00
81903646	12/12/2023	X			LANEYLISA	Lisa Laney	881.25
81903647	12/12/2023	X			FBKCSPORTS	FBKC SPORTS TENANT, LLC	1,136.00
81903648	12/12/2023	X			PRAXIS	PRAXIS NONPROFIT STRATEGIES	2,343.75
81903649	12/12/2023	X			SUMNER	DATAMAX, INC	2,476.59
81903650	12/12/2023	X			21STCENT	21ST CENTURY THERAPY, P.C.	4,167.75
81903651	12/12/2023	X			SUMNER	DATAMAX, INC	5,075.63
81903652	12/12/2023	X			DONALD	DONALD E MAXWELL, LLC	7,071.25
81903653	12/12/2023	X			AMAZON	AMAZON	29.97
81903654	12/12/2023	X			AMAZON	AMAZON	60.64
81903655	12/12/2023	X			AMAZON	AMAZON	363.88

Crossroads Charter Schools
01/16/2024 1:18 PM

Check Register by Type

Page: 3
User ID: SAS

Payee Type: Vendor		Check Type: Check			Checking Account ID: 13		
<u>Check Number</u>	<u>Check Date</u>	<u>Cleared</u>	<u>Void</u>	<u>Void Date</u>	<u>Entity ID</u>	<u>Entity Name</u>	<u>Check Amount</u>
81903656	12/12/2023	X			AMAZON	AMAZON	3,499.00
81903657	12/12/2023	X			FLEXIBLEDU	FLEXIBLE EDUCATORS	56,922.51
81903658	12/12/2023	X			AMERDINING	AMERICAN FOOD & VENDING CORP	34,521.10
81903659	12/12/2023	X			AMAZON	AMAZON	821.17
81903660	12/12/2023	X			AMAZON	AMAZON	690.01
82020371	12/19/2023	X			UNIVERSITY	UNIVERSITY OF MISSOURI-COLUMBIA AR	5,625.00
82020372	12/19/2023	X			ACCOBRA	ACCOBRA	103.01
82020373	12/19/2023	X			ATT	AT&T	161.22
82020374	12/19/2023	X			THYSSELEV	THYSSENKRUPP ELEVATOR CORP	378.88
82020375	12/19/2023	X			DEFFEN	DEFFENBAUGH DISPOSAL SERV	415.40
82020376	12/19/2023	X			SMITHEREEN	SMITHEREEN PEST MANAGEMENT	50.00
82020377	12/19/2023	X			SMITHEREEN	SMITHEREEN PEST MANAGEMENT	50.00
82020378	12/19/2023	X			YARDI	YARDI MARKETPLACE	653.41
82020379	12/19/2023	X			YARDI	YARDI MARKETPLACE	864.06
82020380	12/19/2023	X			YARDI	YARDI MARKETPLACE	95.54
82020381	12/19/2023	X			YARDI	YARDI MARKETPLACE	95.54
82026516	12/19/2023	X			BRIDGGI	Bridging the Gap Interpreting	63.00
82026517	12/19/2023	X			BRIDGGI	Bridging the Gap Interpreting	173.70
82026518	12/19/2023	X			BRIDGGI	Bridging the Gap Interpreting	72.00
82026519	12/19/2023	X			CCTMOBILE	T MOBILE	825.00
82026520	12/19/2023	X			JOSTENS	JOSTENS	393.95
82026521	12/19/2023	X			SUMMIT	SUMMIT CHRISTIAN ACADEMY	225.00
82026522	12/19/2023	X			RHYNDEL	DELBERT RHYNES	190.00
82026523	12/19/2023	X			RHYNDEL	DELBERT RHYNES	125.00
82026524	12/19/2023	X			STEVENSONO	OMAR STEVENSON	190.00
82026525	12/19/2023	X			UPPERROOM	UPPER ROOM, INC.	725,630.15
82026526	12/19/2023	X			NOVA	NOVA CENTER	6,705.25
82026527	12/19/2023	X			COLEBRI	Brianna Cole	125.00
82026528	12/19/2023	X			KOCHMEG	Meghan Koch	400.00
82026529	12/19/2023	X			SYTENTIC	SYNETIC TECHNOLOGIES	448.00
82026530	12/19/2023	X			LAVIGRO	Lavinia Group, LLC	9,075.00
82026531	12/19/2023	X			MCGRAWHILL	McGraw Hill LLC	139.53
82026532	12/19/2023	X			SPARKWHEEL	SparkWheel, Inc.	6,642.71
82026533	12/19/2023	X			RENEWCOUNS	Renew Counseling Center	5,000.00
82026534	12/19/2023	X			PUREWORKSO	PURE Workplace Solutions	1,482.14
82026535	12/19/2023	X			BNIM	BNIM, INC	577.50
82026536	12/19/2023	X			RSC	RSC	7,850.00
82026537	12/19/2023	X			AMMICRO	American Micro Digital Document Management	45.00
82026888	12/19/2023	X			K12ITC	K12 ITC, INC.	21,339.29
82026889	12/19/2023	X			OTIS	OTIS ELEVATOR	1,831.26
82027458	12/19/2023	X			AMAZON	AMAZON	54.96
82027459	12/19/2023	X			SUMNER	DATAMAX, INC	60.00
82027460	12/19/2023	X			AMAZON	AMAZON	79.99
82027461	12/19/2023	X			SUMNER	DATAMAX, INC	300.00
82027462	12/19/2023	X			GRAHTIF	Tiffany Graham	300.00
82027463	12/19/2023	X			HM	HOUGHTON MIFFLIN HARCOURT PUBLISHING CO	649.60
82027464	12/19/2023	X			ATRONIC	ATRONIC ALARMS INC	1,068.95
82027465	12/19/2023	X			YARBLAT	LaTresse Yarbough	1,250.00
82027466	12/19/2023	X			ROBERTSM	MELVIN ROBERTS	1,750.00
82027467	12/19/2023	X			BEHINDSCE	Behind The Scenes Edu LLC	2,300.00
82027468	12/19/2023	X			UICS	UNITED INNER CITY SERVICES	13,306.95
82027469	12/19/2023	X			EDOPS	EdOps	13,410.00
82027470	12/19/2023	X			AMAZON	AMAZON	66.74
82027471	12/19/2023	X			PEARSON	PEARSON EDUCATION INC	650.00
82027472	12/19/2023	X			AMERDINING	AMERICAN FOOD & VENDING CORP	16,458.70
82027473	12/19/2023	X			HIGENE	HI-GENE'S JANITORIAL	29,402.99
82027474	12/19/2023	X			AMAZON	AMAZON	581.93
82027475	12/19/2023	X			AMAZON	AMAZON	820.26

Crossroads Charter Schools
01/16/2024 1:18 PM

Check Register by Type

Page: 4
User ID: SAS

Payee Type: Vendor		Check Type: Check			Checking Account ID: 13		
Check Number	Check Date	Cleared	Void	Void Date	Entity ID	Entity Name	Check Amount
82027476	12/19/2023	X			AMAZON	AMAZON	2,895.96
82061572	12/21/2023	X			KAUFFMANSC	Kauffman Scholars Inc.	196,172.52
82089867	12/29/2023	X			WEAVJAM	Jamie L Weaver	1,830.00
82089868	12/29/2023	X			MCC	METROPOLITAN COMMUNITY COLLEGE	7,429.50
82089869	12/29/2023	X			FIRSTSTUDE	FIRST STUDENT, INC.	91,773.72
82089870	12/29/2023	X			UNIVERSITY	UNIVERSITY OF MISSOURI-COLUMBIA AR	100.00
82089871	12/29/2023	X			STRASSER	STRASSER TRUE VALUE	54.58
82089872	12/29/2023	X			STRASSER	STRASSER TRUE VALUE	14.15
82089873	12/29/2023	X			STRASSER	STRASSER TRUE VALUE	37.62
82089874	12/29/2023	X			STRASSER	STRASSER TRUE VALUE	76.91
82089875	12/29/2023	X			STRASSER	STRASSER TRUE VALUE	20.69
82089876	12/29/2023	X			STRASSER	STRASSER TRUE VALUE	20.89
82089877	12/29/2023	X			STRASSER	STRASSER TRUE VALUE	44.92
82089878	12/29/2023	X			STRASSER	STRASSER TRUE VALUE	107.91
82089879	12/29/2023	X			STRASSER	STRASSER TRUE VALUE	33.45
82089880	12/29/2023	X			STRASSER	STRASSER TRUE VALUE	28.32
82089881	12/29/2023	X			STRASSER	STRASSER TRUE VALUE	3.41
82089882	12/29/2023	X			STRASSER	STRASSER TRUE VALUE	78.07
82089883	12/29/2023	X			STRASSER	STRASSER TRUE VALUE	28.46
82089884	12/29/2023	X			STRASSER	STRASSER TRUE VALUE	26.57
82089885	12/29/2023	X			STRASSER	STRASSER TRUE VALUE	10.24
82089886	12/29/2023	X			STRASSER	STRASSER TRUE VALUE	131.36
82089887	12/29/2023	X			STRASSER	STRASSER TRUE VALUE	16.76
82089888	12/29/2023	X			STRASSER	STRASSER TRUE VALUE	114.00
82089889	12/29/2023	X			STRASSER	STRASSER TRUE VALUE	230.84
82089890	12/29/2023	X			STRASSER	STRASSER TRUE VALUE	90.56
82089891	12/29/2023	X			STRASSER	STRASSER TRUE VALUE	13.56
82089892	12/29/2023	X			STRASSER	STRASSER TRUE VALUE	19.66
82089893	12/29/2023	X			BRIDGGI	Bridging the Gap Interpreting	150.00
82089894	12/29/2023	X			KVC	KVC NILES	3,196.00
82089895	12/29/2023	X			FOLLYBUS	Folly Business Office	1,471.27
82089896	12/29/2023	X			MCREALTY	MC REALTY GROUP, LLC	2,000.00
82089897	12/29/2023	X			UNIVERATHL	UNIVERSAL ATHLETIC, LLC	2,830.62
82089898	12/29/2023	X			BRIDGGI	Bridging the Gap Interpreting	165.83
82089899	12/29/2023	X			VELOCITI	Velociti Services	438.53
82089900	12/29/2023	X			VELOCITI	Velociti Services	2,005.70
82089901	12/29/2023	X			VELOCITI	Velociti Services	2,767.26
82089976	12/29/2023	X			DEFFEN	DEFFENBAUGH DISPOSAL SERV	336.30
82089977	12/29/2023	X			YARDI	YARDI MARKETPLACE	502.96
82090122	12/29/2023	X			K12ITC	K12 ITC, INC.	445.00
82090123	12/29/2023	X			OTIS	OTIS ELEVATOR	468.81
82090124	12/29/2023	X			OFFICEPROD	OFFICE PRODUCTS ALLIANCE	533.88
82090125	12/29/2023	X			SOLI	SOLI AND SOLI INC	407.00
82090126	12/29/2023	X			PUROZONE	PUROZONE	50.84
82090540	12/29/2023	X			MEHLJUL	Julie Mehl	47.45
82090541	12/29/2023	X			PFEIKRI	Kristin Pfeiffer	88.14
82090542	12/29/2023	X			INDUSTRYSP	Industry Specific Solutions	135.00
82090543	12/29/2023	X			HM	HOUGHTON MIFFLIN HARCOURT PUBLISHING CO	559.30
82090544	12/29/2023	X			AMAZON	AMAZON	1,018.55
82090545	12/29/2023	X			LANEYLISA	Lisa Laney	1,112.50
82090546	12/29/2023	X			SUMNER	DATAMAX, INC	1,748.69
82090547	12/29/2023	X			ROBERTSM	MELVIN ROBERTS	1,750.00
82090548	12/29/2023	X			BEHINDSCE	Behind The Scenes Edu LLC	2,300.00
82090549	12/29/2023	X			SUMNER	DATAMAX, INC	4,775.49
82090550	12/29/2023	X			BISTCOR	BIST / Cornerstones of Care	11,400.00
82090551	12/29/2023	X			PEARSON	PEARSON EDUCATION INC	100.00
82090552	12/29/2023	X			MARIRAMOS	MARINA CARRIZOSA RAMOS	547.55
82090553	12/29/2023	X			FLEXIBLEDU	FLEXIBLE EDUCATORS	50,733.93

Crossroads Charter Schools
01/16/2024 1:18 PM

Check Register by Type

Page: 5
User ID: SAS

Payee Type: Vendor		Check Type: Check			Checking Account ID: 13		
<u>Check Number</u>	<u>Check Date</u>	<u>Cleared</u>	<u>Void</u>	<u>Void Date</u>	<u>Entity ID</u>	<u>Entity Name</u>	<u>Check Amount</u>
82090554	12/29/2023	X			AMAZON	AMAZON	80.09
82090555	12/29/2023	X			AMAZON	AMAZON	265.64
82090556	12/29/2023	X			MEDICOACH	MEDI COACH TRANSPORT SERVICES	48,271.50
82090557	12/29/2023	X			AMAZON	AMAZON	1,581.52
82090558	12/29/2023	X			AMERDINING	AMERICAN FOOD & VENDING CORP	29,861.60
82090559	12/29/2023	X			AMAZON	AMAZON	1,790.03
82090560	12/29/2023	X			AMAZON	AMAZON	874.97
82090561	12/29/2023	X			AMAZON	AMAZON	1,108.02
Checking Account ID:		13			Void Total:	0.00	Total without Voids: 1,761,488.92
Check Type Total:		Check			Void Total:	0.00	Total without Voids: 1,761,488.92
Payee Type Total:		Vendor			Void Total:	0.00	Total without Voids: 1,951,033.13
Grand Total:					Void Total:	0.00	Total without Voids: 1,951,033.13

Coversheet

December Financials

Section: IV. Finance
Item: B. December Financials
Purpose: FYI
Submitted by:
Related Material: CCS - Monthly Presentation - December 2023.pdf



December 2023 Financials

PREPARED JAN'24 BY



- **Executive Summary**
- **Key Performance Indicators**
- **State Revenue**
- **Forecast Overview**
- **Cash Forecast**
- **Key Forecast Changes This Month**
- **Appendix**
- **Forecast History**

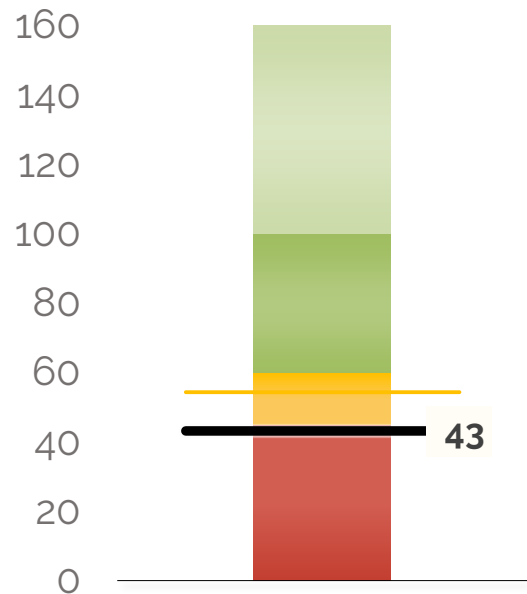
Executive Summary

- We are currently forecasting a net income of **-\$544k** which is under budget primarily due to student enrollment and capital projects.
- Year End forecast cash balance is **\$2.7M**, which results in **43 days** of cash and **12%** fund balance.
- The net income forecast decreased **\$352k** from last month due to:
 - Summer School Partner expense, based on student attendance.

Key Performance Indicators

Days of Cash

Cash balance at year-end divided by average daily expenses

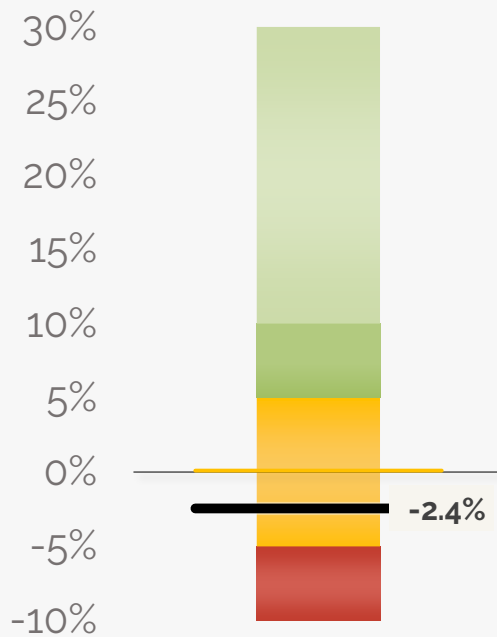


43 DAYS OF CASH AT YEAR'S END

The school will end the year with 43 days of cash. This is below the recommended 60 days

Gross Margin

Revenue less expenses, divided by revenue

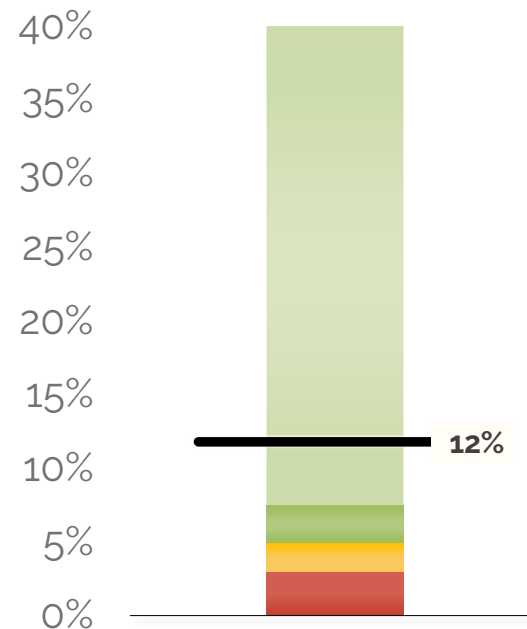


-2.4% GROSS MARGIN

The forecasted net income is - \$544k, which is \$566k below the budget. It yields a -2.4% gross margin.

Fund Balance %

Forecasted Ending Fund Balance / Total Expenses

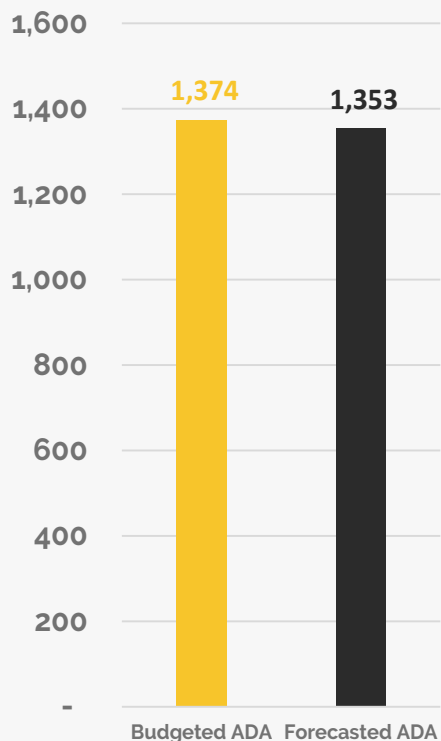


11.79% AT YEAR'S END

The school is projected to end the year with a fund balance of \$2,685,580. Last year's fund balance was \$3,229,188.

State Revenue

Student Expectations



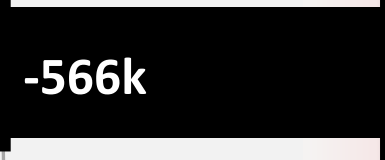


The school now forecasts 1374 ADA for SY23-24. The budget target was 1353.

\$24K Less Per-Pupil Funding Than Expected

	Current Forecast	SY23-24 Budget	Difference	Financial Gain / (Loss)
Enrollment	1054	1099	-45	
Attendance	88.6%	90.0%	-1.4%	
Total ADA	1353	1374	-21	
Regular Term PK	11	12	-1	-8k
Regular Term K-12	940	982	-43	-285k
Summer	402	379	23	333k
FRL Count	596	646	-50	
FRL Weight	56	56	0	6k
IEP Count	108	151	-43	
IEP Weight	0	0	0	
LEP Count	76	94	-18	
LEP Weight	30	37	-7	-70k
FWADA	1439	1467	-28	Based on FY22 WADA
Per WADA Payment	\$11,300	\$11,101	199	Increased per WADA payment in alignment with DESE payment.
State Aid	\$16.1M	\$16.1M	-\$24,323	-24k

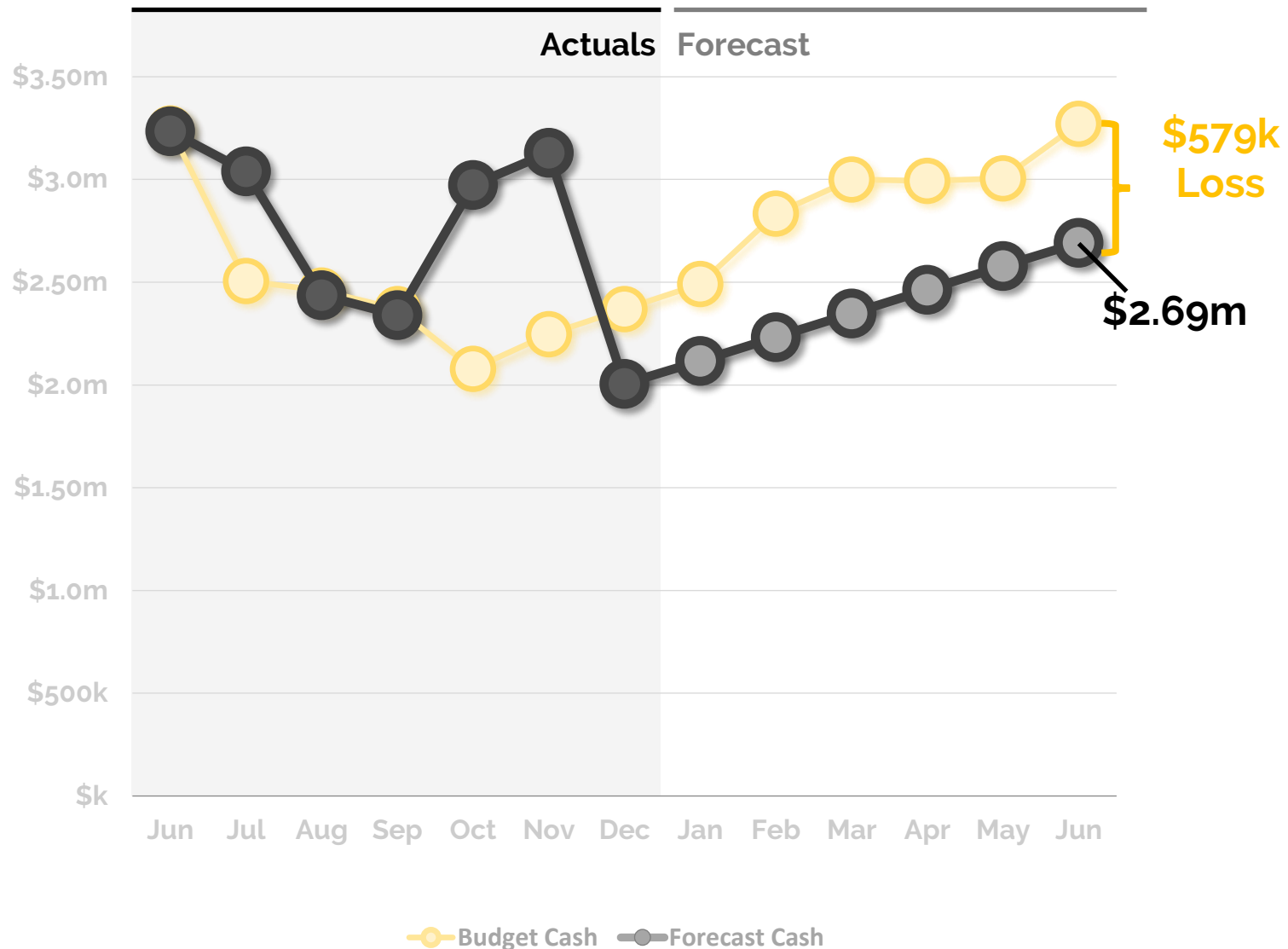
Forecast Overview

	Forecast	Budget	Variance	Variance Graphic	Comments
Revenue	\$22.2m	\$22m	\$242k		Revenue is trending higher based on State transportation aid and CSP draw. State Basic Formula funding is down \$24k from budget.
Expenses	\$22.8m	\$22m	-\$808k		Summer School Partner expense forecast adjusted based on actual summer ADA.
Net Income	-\$544k	\$23k	-\$566k		

Cash Forecast

43 Days of Cash at year's end

We forecast the school's year ending cash balance as **\$2.7m**, **\$579k** below budget.



Key Forecast Changes This Month

The December forecast **decreased** the year-end cash expectation by \$352k. *Key changes:*

Annual Change	Category	Impact On Cash
354,747 less cash	Student Expense, Direct Summer School Partner exp.	\$355k
44,201 more cash	State Revenue Increased rate to \$11,300 as trending	\$44k
36,570 less cash	Interest Corrected loan payment	\$37k
22,588 less cash	Transportation Non-Route trips increase	\$23k
16,390 more cash	Salaries	\$16k



QUESTIONS?

Please contact your EdOps Finance Team:

Anne Nichols

anichols@ed-ops.com

816.985.5144

© EdOps 2017-2024

	<i>Actual</i>	<i>Budget</i>	<i>Variance</i>	<i>Forecast</i>	<i>Budget</i>	<i>Variance</i>	<i>Remaining</i>
Revenue							
Local Revenue	1,099,939	948,835	151,103	1,897,671	1,897,671	(0)	797,732
State Revenue	8,399,554	7,546,985	852,569	16,807,328	16,648,265	159,063	8,407,774
Federal Revenue	554,199	796,017	(241,818)	1,876,628	1,817,810	58,817	1,322,428
Private Grants and Donations	357,442	800,500	(443,058)	1,601,000	1,601,000	(0)	1,243,557
Earned Fees	38,924	15,693	23,231	55,129	31,385	23,744	16,205
Total Revenue	10,450,058	10,108,030	342,028	22,237,755	21,996,131	241,624 ①	11,787,697
Expenses							
Salaries	4,512,762	4,638,510	125,748	9,055,750	9,277,019	221,269	4,542,989
Benefits and Taxes	1,396,265	1,385,880	(10,385)	2,760,421	2,771,760	11,339	1,364,156
Staff-Related Costs	56,021	36,533	(19,489)	73,064	73,065	1	17,043
Rent	85,354	85,800	446	171,600	171,600	0	86,246
Occupancy Service	914,878	739,159	(175,720)	1,566,445	1,478,318	(88,127)	651,566
Student Expense, Direct	2,622,803	2,524,969	(97,834)	5,537,935	5,049,939	(487,996)	2,915,132
Student Expense, Food	258,459	180,000	(78,459)	360,000	360,000	-	101,541
Office & Business Expense	538,305	434,391	(103,914)	896,290	868,783	(27,507)	357,985
Transportation	576,239	693,225	116,986	1,413,358	1,386,450	(26,908)	837,119
Total Ordinary Expenses	10,961,088	10,718,467	(242,621)	21,834,863	21,436,934	(397,929)	10,873,776
Interest	236,513	218,229	(18,284)	473,027	436,457	(36,570)	236,514
Facility Improvements	473,473	50,000	(423,473)	473,473	100,000	(373,473)	-
Total Extraordinary Expenses	709,985	268,229	(441,757)	946,500	536,457	(410,043)	236,514
Total Expenses	11,671,073	10,986,695	(684,377)	22,781,363	21,973,391	(807,972) ②	11,110,290
Net Income	(1,221,015)	(878,665)	(342,349)	(543,608)	22,741	(566,348) ③	677,407
Cash Flow Adjustments	(9,089)	-	(9,089)	Powered by BoardOnTrack	-	0 ④	9,089

① REVENUE: \$242K AHEAD

② EXPENSES: \$808K BEHIND

③ NET INCOME: \$566K behind

Income Statement	<i>Jul</i>	<i>Aug</i>	<i>Sep</i>	<i>Oct</i>	<i>Nov</i>	<i>Dec</i>	<i>Jan</i>	<i>Feb</i>	<i>Mar</i>	<i>Apr</i>	<i>May</i>	<i>Jun</i>	<i>TOTAL</i>
Revenue													
Local Revenue	247,642	153,093	176,158	175,887	202,000	145,158	132,955	132,955	132,955	132,955	132,955	132,955	1,897,671
State Revenue	1,024,924	1,476,946	1,250,948	1,827,985	1,401,301	1,417,449	1,401,296	1,401,296	1,401,296	1,401,296	1,401,296	1,401,296	16,807,328
Federal Revenue	0	26,296	64,117	168,725	173,268	121,793	220,405	220,405	220,405	220,405	220,405	220,405	1,876,628
Private Grants and Donations	5,250	7,750	0	228,106	108,822	7,514	207,260	207,260	207,260	207,260	207,260	207,260	1,601,000
Earned Fees	8,439	6,472	3,647	6,657	2,899	10,809	2,701	2,701	2,701	2,701	2,701	2,701	55,129
Total Revenue	1,286,256	1,670,557	1,494,871	2,407,360	1,888,291	1,702,723	1,964,616	1,964,616	1,964,616	1,964,616	1,964,616	1,964,616	22,237,755
Expenses													
Salaries	675,639	780,492	771,171	770,980	759,660	754,820	758,932	756,211	756,211	756,211	756,211	759,211	9,055,750
Benefits and Taxes	224,246	234,670	232,764	231,899	233,277	239,409	227,766	227,232	227,232	227,232	227,232	227,461	2,760,421
Staff-Related Costs	7,150	12,521	11,749	17,833	4,136	2,632	2,841	2,841	2,841	2,841	2,841	2,841	73,064
Rent	5,487	13,609	16,302	32,247	4,342	13,367	14,374	14,374	14,374	14,374	14,374	14,374	171,600
Occupancy Service	133,876	242,991	98,754	134,346	174,507	130,405	108,594	108,594	108,594	108,594	108,594	108,594	1,566,445
Student Expense, Direct	408,806	313,927	180,357	325,357	146,722	1,247,634	485,855	485,855	485,855	485,855	485,855	485,855	5,537,935
Student Expense, Food	0	12,802	52,543	74,121	38,152	80,841	16,924	16,924	16,924	16,924	16,924	16,924	360,000
Office & Business Expense	107,683	111,202	77,747	91,453	81,215	69,004	59,664	59,664	59,664	59,664	59,664	59,664	896,290
Transportation	-400	0	23,488	42,276	256,996	253,880	139,520	139,520	139,520	139,520	139,520	139,520	1,413,358
Total Ordinary Expenses	1,562,487	1,722,213	1,464,874	1,720,511	1,699,008	2,791,994	1,814,470	1,811,215	1,811,215	1,811,215	1,811,215	1,814,445	21,834,863
Operating Income	-276,232	-51,656	29,997	686,849	189,284	-1,089,271	150,146	153,401	153,401	153,401	153,401	150,171	402,892
Extraordinary Expenses													
Interest	39,419	39,419	39,419	39,419	39,419	39,419	39,419	39,419	39,419	39,419	39,419	39,419	473,027
Facility Improvements	0	313,217	174,094	-13,838	0	0	0	0	0	0	0	0	473,473
Total Extraordinary Expenses	39,419	352,635	213,513	25,581	39,419	39,419	39,419	39,419	39,419	39,419	39,419	39,419	946,500
Total Expenses	1,601,906	2,074,849	1,678,387	1,746,092	1,738,426	2,831,413	1,853,889	1,850,634	1,850,634	1,850,634	1,850,634	1,853,864	22,781,363
Net Income	-315,651	-404,291	-183,516	661,269	149,865	-1,128,690	110,727	113,982	113,982	113,982	113,982	110,752	-543,608
Cash Flow Adjustments	120,146	-197,846	86,172	-28,198	6,431	4,205	1,515	1,515	1,515	1,515	1,515	1,515	0
Change in Cash	-195,504	-602,137	-97,345	633,071	156,296	-1,124,485	112,242	115,497	115,497	115,497	115,497	112,267	-543,608
Ending Cash	3,039,704	2,437,567	2,340,223	2,973,294	3,130,590	2,006,105	2,117,347	2,232,843	2,348,340	2,463,837	2,579,334	2,691,601	

	<i>Previous Year End</i>	<i>Current</i>	<i>Year End</i>
Assets			
Current Assets			
Cash	3,235,209	2,005,105	2,691,601
Accounts Receivable	0	13,830	0
Total Current Assets	3,235,209	2,018,935	2,691,601
Total Assets	3,235,209	2,018,935	2,691,601

Liabilities and Equity**Liabilities**

Current Liabilities


Other Current Liabilities	6,021	10,762	6,021
Total Current Liabilities	6,021	10,762	6,021
Total Long-Term Liabilities	0	0	
Total Liabilities	6,021	10,762	6,021

Equity

Unrestricted Net Assets	3,229,188	3,229,188	3,229,188
Net Income	0	-1,221,015	-543,608
Total Equity	3,229,188	2,008,173	2,685,580

Total Liabilities and Equity	3,235,209	2,018,935	2,691,601
-------------------------------------	------------------	------------------	------------------

Forecast History of June 30, 2024 Cash Balance

Source	Days of Cash at 6/30/24	Change	Description of change
Budget	54		From SY23-24Budget
Jul	53	-1	
Aug	45	-8	Adjusted Salaries and Capital expense
Sep	35	-11	Adj Basic Formula to FWADA
Oct	44	10	Transportation funding and increase per WADA rate
Nov	49	5	Increasaed Summer School ADA, and Per WADA payment rate
 Dec	43	-6	Forecast for Summer School vendor expense
Jan			
Feb			
Mar			
Apr			
May			
Jun			

Coversheet

2024-25 School Calendar

Section: V. Educational Excellence
Item: A. 2024-25 School Calendar
Purpose: Vote
Submitted by:
Related Material: CCS 24-25 School Year Calendar_ Staff FINAL Draft.pdf

2024-2025 CALENDAR Final Draft

July 22-26, New Staff PD
 July 29- 31: All staff week

JULY 2024						
S	M	T	W	Th	F	S
	1	2	3	4	5	6
7	8	9	10	11	12	13
14	15	16	17	18	19	20
21	22	23	24	25	26	27
28	29	30	31			

JANUARY 2025						
S	M	T	W	Th	F	S
			1	2	3	4
5	6	7	8	9	10	11
12	13	14	15	16	17	18
19	20	21	22	23	24	25
26	27	28	29	30	31	

January 1-3: No School, Winter Break
 January 6: No School, Teacher PD/Planning Day
 Jan 17: Q 2 ends (42 days)
 January 20: No School, MLK Day

August 1-2: All Staff Week cont.
 August 2: All Staff BOY Celebration (Tentative)
 August 5-August 30: Jump start
**Note: during Jumpstart dismiss 1 hour early: 8:45-3:00 CS/QH, 7:30-1:45 CPA*

AUGUST 2024						
S	M	T	W	Th	F	S
				1	2	3
4	5	6	7	8	9	10
11	12	13	14	15	16	17
18	19	20	21	22	23	24
25	26	27	28	29	30	31

FEBRUARY 2025						
S	M	T	W	Th	F	S
						1
2	3	4	5	6	7	8
9	10	11	12	13	14	15
16	17	18	19	20	21	22
23	24	25	26	27	28	

February 7: No School, Teacher Real-World Planning Day
 February 17: No School, President's Day

September 2: Labor Day
 September 3: No School, Teacher Real World Planning Day
 September 20: No School, Teacher Care Day

SEPTEMBER 2024						
S	M	T	W	Th	F	S
1	2	3	4	5	6	7
8	9	10	11	12	13	14
15	16	17	18	19	20	21
22	23	24	25	26	27	28
29	30					

MARCH 2025						
S	M	T	W	Th	F	S
						1
2	3	4	5	6	7	8
9	10	11	12	13	14	15
16	17	18	19	20	21	22
23	24	25	26	27	28	29
30	31					

March 7: No School, Teacher Real-World Planning Day
 March 12: Q 3 Ends (34 days)
 March 13-14 Conferences
 - 4:30-8:00 PM, 3/13
 - 8AM-3PM, 3/14
 March 17-21 No School, Spring Break

October 4: No School, Teacher PD Day
 October 18: No School, Teacher Care Day
 October 23: Q1 Ends (33 days)
 October 24-25: Conferences
 - 4:30-8:00 PM 10/26
 - 8AM-3PM 10/27
 October 28: No School

OCTOBER 2024						
S	M	T	W	Th	F	S
		1	2	3	4	5
6	7	8	9	10	11	12
13	14	15	16	17	18	19
20	21	22	23	24	25	26
27	28	29	30	31		

APRIL 2025						
S	M	T	W	Th	F	S
		1	2	3	4	5
6	7	8	9	10	11	12
13	14	15	16	17	18	19
20	21	22	23	24	25	26
27	28	29	30			

April 4: No School: Teacher Care Day or PD day
 April 18: No School, Teacher Care Day

November 15, No School, Teacher Real World Planning Day
 November 25-29: No School, Thanksgiving Break

NOVEMBER 2024						
S	M	T	W	Th	F	S
					1	2
3	4	5	6	7	8	9
10	11	12	13	14	15	16
17	18	19	20	21	22	23
24	25	26	27	28	29	30

MAY 2025						
S	M	T	W	Th	F	S
				1	2	3
4	5	6	7	8	9	10
11	12	13	14	15	16	17
18	19	20	21	22	23	24
25	26	27	28	29	30	31

May 16: All Staff EOY Celebration
 May 23: Tentative last day of school, Q4 ends (44 days)
 May 26: No School, Memorial Day
 May 27-30: Make up days as needed

December 13: No School, Teacher Real-World Planning Day
 December 23-31: No School, Winter Break

DECEMBER 2024						
S	M	T	W	Th	F	S
1	2	3	4	5	6	7
8	9	10	11	12	13	14
15	16	17	18	19	20	21
22	23	24	25	26	27	28
29	30	31				

JUNE 2025						
S	M	T	W	Th	F	S
1	2	3	4	5	6	7
8	9	10	11	12	13	14
15	16	17	18	19	20	21
22	23	24	25	26	27	28
29	30					

June 2-June 4: Make up days as needed

Important notes:

- Winter and Spring break are aligned with KCPS
- School hours: 8:45-4:00 CS/QH, 7:30-2:45: CPA
 - Contract hours: 8:00-4:30 CS/QH, 7:00-3:30: CPA
- Jumpstart hours: 8:45-3:00, CS/QH, 7:30-1:45: CPA
 - PD from 3:30-4:30: CS/QH and 2:00-3:00: CPA, Monday-Thursday PD, work time Friday

189 Total Contract Days (194 for New Staff)

- 173 Student days (20 Jump Start + 153 School Year)
- 5 Beginning of year PD
- 7 Full PD days during school year
- 3 Conference Workdays
- 2 family nights

2024 – 2025 STAFF BLACK-OUT DATES * *Subject to change:*

July 22 - 26, 2024 Professional Development - New 10th Staff

July 29 - August 2, 2023 All staff Professional Development

August 5 - August 9 - First week of School - Jump Start

August 30 - day before Labor Day

September 3 - day after Labor Day; no school and Professional Development for staff

October 4 - No school Professional Development

October 24 & 25 - Parent Teacher Conference

October 28 - No school

November 2 – Day before Thanksgiving Break

December 2 – Day after Thanksgiving Break

December 13 – No School, Professional Development

December 20 – Day before Winter Break

January 6, 2025 – No School, Professional Development

January 17 – Day before Dr. King birthday holiday

January 21 – Day after Dr. King birthday holiday

February 7 – No school, Professional Development

February 14 – Day before President’s Day holiday

February 18 – Day after President’s Day holiday

March 7 – No School, Professional Development

March 13 & 14 – Parent Teacher Conference

March 24 – Day after Spring Break

April 28 - May 9– State Testing: As needed based on building testing schedules

May 19 – 23 – Last week of school

Coversheet

12-Month Academic Leadership Salary Scale

Section: VI. Board Governance
Item: A. 12-Month Academic Leadership Salary Scale
Purpose: Vote
Submitted by:
Related Material:
2024-2025 Compensation Philosophy 12 Month Academic Draft - Updated (1).pdf



Crossroads Charter Schools 2024-2025 12-Month Academic Compensation Philosophy

At Crossroads Charter Schools, we pride ourselves on the talent of our team members and believe in fair pay based on several factors, including external market data, education, and skills. Our compensation philosophy is based on a total rewards strategy where multiple factors make up your total rewards package. We believe each of the following components play a part in making Crossroads a rewarding place to work.

Base Compensation | Additional Pay Opportunities | Stipend Pay Opportunities | Comprehensive Benefits Package | Wellness Program | Paid Time Off | Culture

We strive to be a competitive employer of choice that attracts and retains top talent in our market who have a voice in our specialized programming and use creativity in the academic environment to advance our mission, vision and core values.

Our Mission

Crossroads Charter Schools prepare and inspire students to build a better tomorrow by providing an academically rigorous K-12 education in a creative, collaborative, community-focused environment.

Our Vision

Crossroads Charter Schools will be the premier school system in Kansas City and a destination for other educators seeking inspiration and best practices. Graduates of Crossroads Charter Schools will be scholarly, culturally literate and service-oriented individuals who will pursue their dreams relentlessly and have a positive impact on their family, their community and the world.

Core Values

High Expectations | Authentic Learning | Creative Culture | Equity

Base Compensation 12-Month Academic Model

Our 12-Month Staff Model of compensation is a salary schedule with steps assigned to each position based on their internal equity and external market factors. Movement and placement of an employee on the salary schedule is reviewed by the compensation committee and based on several factors including, but not limited to, experience, skills, individual performance, market value of the position, advancement in education level that adds value to the position, and increased job duties or responsibilities. Having or obtaining a Doctorate or Specialist degree will result in one additional step increase. Salary changes are implemented at the beginning of each fiscal year. Staff will be notified of their specific increase in advance of the effective date.

Longevity Bonus

For the 2024-2025 School Year, Crossroads will apply a bonus to every employee based on their years of completed services with CCS in the following amounts. Longevity bonus is awarded as staff begins the service year corresponding to the level above (e.g., the \$1,000 additional pay is awarded to staff who have completed their 3rd school year with CCS and beginning the 4th school year.)

4-6 Years = \$1,000 | 7-9 Years = \$1,500 | 10+ Years = \$2,000

12 Month Academic Scale				
Step	Asst			
	Dean	Principal	Principal	Director
0	\$74,000	\$82,500	\$90,000	\$92,000
1	\$75,500	\$84,000	\$91,500	\$93,500
2	\$77,000	\$85,500	\$93,000	\$95,000
3	\$78,500	\$87,000	\$94,500	\$96,500
4	\$80,000	\$88,500	\$96,000	\$98,000
5	\$81,500	\$90,000	\$97,500	\$99,500
6	\$83,000	\$91,500	\$99,000	\$101,000
7	\$84,500	\$93,000	\$100,500	\$102,500
8	\$86,000	\$94,500	\$102,000	\$104,000
9	\$87,500	\$96,000	\$103,500	\$105,500
10	\$89,000	\$97,500	\$105,000	\$107,000
11	\$90,500	\$99,000	\$106,500	\$108,500
12	\$92,000	\$100,500	\$108,000	\$110,000
13	\$93,500	\$102,000	\$109,500	\$111,500
14	\$95,000	\$103,500	\$111,000	\$113,000
15	\$96,500	\$105,000	\$112,500	\$114,500
16	\$98,000	\$106,500	\$114,000	\$116,000
17	\$99,500	\$108,000	\$115,500	\$117,500
18	\$101,000	\$109,500	\$117,000	\$119,000
10	\$102,500	\$111,000	\$118,500	\$120,500
20	\$104,000	\$112,500	\$120,000	\$122,000
21	\$105,500	\$114,000	\$121,500	\$123,500
22	\$107,000	\$115,500	\$123,000	\$125,000
23	\$108,500	\$117,000	\$124,500	\$126,500
24	\$110,000	\$118,500	\$126,000	\$128,000

Secondary Principal and Secondary Assistant Principal base pay begins at step 5

Comprehensive Benefits Package

Crossroads Charter Schools is pleased to offer a competitive benefits package for our full-time employees working at least 30 hours per week.

Crossroads Annual Contribution

<p>Medical</p> <p>Crossroads offers you the opportunity to enroll in one of three different medical plan options. You may choose the option that works best for you and your family:</p> <ul style="list-style-type: none"> ▪ Spira Care Plan ▪ High Deductible Health Plan (HDHP) with HSA ▪ Traditional PPO Health Plan <p>We provide coverage for our eligible employees in the Spira Care Plan at no cost to you. The HDHP with HSA and the Traditional PPO Health Plan are available on a cost-sharing basis between you and the school. The school’s contribution towards the HDHP and PPO plans will match the amount of the Spira care premium. You may choose to pay the premium to add your eligible dependents.</p>	~\$6,781
<p>Dental</p> <p>Crossroads also offers you the opportunity to enroll in a comprehensive dental plan at not cost to you and you may choose to pay the premium for coverage on your eligible dependents.</p>	\$371
<p>Vision</p> <p>Crossroads also offers you the opportunity to enroll in a comprehensive vision plan at no cost to you. You may choose to pay the premium for coverage on your eligible dependents.</p>	\$83
<p>Health Savings Account (HSA)</p> <p>If you enroll in the HDHP, the school will also contribute up to \$500 to use toward your out of pocket medical, dental and vision expenses. You can choose to contribute additional pre-tax funds to this account up to the IRS maximum each year.</p>	\$500
<p>Flexible Spending Account (FSA)</p> <p>You also may voluntarily choose to enroll in the Flexible Spending Account where you can set pre-tax funds to pay for medical, dental and vision expenses. If you enroll in the HDHP, you can only use FSA money for eligible dental and vision expenses.</p>	
<p>Basic Life Insurance and Accidental Death & Dismemberment (AD&D)*</p> <p>We provide basic life insurance and AD&D in an amount equal to your annual salary rounded to the next \$1,000 up to \$85,000 at no cost to you. You also have the option to purchase up to an additional \$500,000 for yourself or your spouse and \$10,000 per eligible child.</p>	~\$72
<p>Short-Term Disability</p> <p>You may voluntarily choose to purchase short-term disability insurance which pays a portion of your salary in the event of an injury that prevents you from working or an illness that causes you to miss more than 7 days of work.</p>	
<p>Long Term Disability*</p> <p>As an eligible employee, Crossroads provides you long-term insurance to pay a portion of your salary in the event of an accident or injury that prevents you from working for more than 90 calendar days.</p>	~\$117
<p>Supplemental Voluntary Retirement</p> <p>Crossroads offers you the opportunity to participate in a 403(b) Retirement Savings Plan – Help put your future on the path toward financial security by enrolling!</p>	
<p>Retirement*</p> <p>All employees who work a minimum of 25 hours a week must become members of the Retirement System as a condition of employment. Your contributions will be the percentage imposed on the school by the state. Crossroads Charter Schools makes contributions to the general reserve account to pay benefits.</p>	~\$6,500
<p>*Basic Life/AD&D, LTD and Retirement estimates based on average salary of a Crossroads employee. Overall chart and values based on the average value per employee. There may be differences based on options elected. These costs are based on the 22/23 school year. Updated amounts will be available each spring.</p>	~\$14,424

Paid Time Off

Crossroads Charter Schools also prides itself on the high-quality educational opportunities for our students. This caliber of programming requires more days per contract year and more hours per day than a typical school in our area. We take this extra time and dedication into account when offering opportunities for time off.

12-Month Academic employees are offered the following time off as part of their Total Compensation Package:

12 Month Staff		
Category	Amount	Avg Value Per 12-mo Staff
Personal Time	66 Hours	\$2,703
Sick Time	66 Hours	\$2,703
Holidays	81 Hours	\$3,317
Vacation Time	135 hours	\$5,528
Total	348 hours	\$14,251

*Dollar amounts based on average salary per hour (8.5 hours per day for a total of 2,210 hours)

Culture

We believe that work environment is just as important as compensation and benefits. We strive to provide an environment where you can thrive by providing you opportunities to participate in your own growth and development. You not only have a voice in our specialized programming, but your voice is also an integral part of our overall performance model when setting goals and delivering high quality education to students in a way that makes an impact.

Since the work environment is impacted by the relationships with those around you, we're also proud to offer a Culture Committee that hosts voluntary activities throughout the year, such as game nights. The school also celebrates our hard-working staff with various appreciation events including a holiday party and staff breakfasts.

We hope that you will help add value to the culture of Crossroads when you join our team.

Updating the Plan

In order to keep our Compensation Philosophy plan current, we plan to review the plan annually. This will help us remain competitive and relevant. Each year we will update the plan to adjust for applicable cost of living changes, competitive market fluctuations, and/or competition for talent.

In addition to the annual update to the compensation structure, you will continue to move through the plan with each fiscal year. The most current plan will be posted online.

Grandfathering

As of the implementation of this plan, any employees over the maximum for their current position will be grandfathered into and frozen at their current salary until the salary structure surpasses their salary.

Employee Handbook

Details on other policies, benefits and time off such as bereavement and jury duty can be found in the Employee Handbook. Please note this document does not supersede the Employee Handbook which outlines many policies and procedures for the school.