



Crossroads Charter Schools

February TOWN HALL Board Meeting

Date and Time

Tuesday February 18, 2020 at 5:00 PM CST

Location

816 Broadway Blvd. Kansas City, MO

Agenda

I. Opening Items

- A.** Record Attendance
- B.** Call the Meeting to Order
- C.** Principal Updates

II. Facilities

- A.** Crossroads Preparatory Academy - Facilities Capital Campaign

III. Educational Excellence

- A.** Charter School Funding Equity
- B.** 2020-2021 Calendar Discussion

IV. Other Business

- A. Q & A

V. Operations

- A. Approve Minutes

Approve minutes for January Board Meeting on January 27, 2020

VI. Finance

- A. January Financial Report

- B. January Check Register

VII. Closing Items

- A. Adjourn Meeting

Coversheet

Crossroads Preparatory Academy - Facilities Capital Campaign

Section: II. Facilities
Item: A. Crossroads Preparatory Academy - Facilities Capital Campaign
Purpose: FYI
Submitted by:
Related Material: CPA Capital Campaign - CPA Capital Project.pdf

Crossroads Preparatory Academy: Downtown Innovation Campus			
Project Costs		Funding Sources	Committed
Phase I: Classroom Building		W.T. Kemper Foundation	\$1,000,000
Building Acquisition (816 Broadway)	\$6,020,000	Sherman Family Foundation	\$725,000
2018 and 2019 Renovations	\$2,450,000	Hall Family Foundation	\$600,000
2020-2025 Renovations	\$2,770,000	Anonymous	\$500,000
Contingency	\$200,000	U.S. Department of Education	\$382,000
Phase I: Sub-Total	\$11,440,000	Kirk Family Foundation	\$300,000
		11th Street Neighborhood Improvement Fund	\$277,500
Phase II: Gymnasium		Francis Family Foundation (D. Francis Discretionary)	\$248,000
Land Acquisition (900 Washington)	\$1,000,000	Marion and Henry Bloch Family Foundation	\$150,000
Design, Construction, and FF&E	\$7,060,000	Sosland Foundation	\$100,000
Contingency	\$500,000	Dickinson Family Charitable Foundation	\$50,000
Phase II: Sub-Total	\$8,560,000	Oppenstein Brothers Foundation	\$25,000
		Federal Communications Commission: E-Rate Program	\$23,500
Total Project Costs:	\$20,000,000	Jedel Family Foundation	\$10,000
Crossroads Prep Students Served	620	Total Grants and Gifts	\$4,391,000
Project Costs Per Student	\$32,258	Crossroads Internal Funds	\$4,800,000
Total Square Footage of Buildings	86,000	Total Project Commitments	\$9,191,000
Project Costs Per Square Foot	\$233	Current Funding Gap	\$10,809,000
		Pending Grant Requests	\$1,713,000

Coversheet

Approve Minutes

Section: V. Operations
Item: A. Approve Minutes
Purpose: Approve Minutes
Submitted by:
Related Material: Minutes for January Board Meeting on January 27, 2020

APPROVED



Crossroads Charter Schools

Minutes

January Board Meeting

Date and Time

Monday January 27, 2020 at 5:00 PM

Location

816 Broadway Blvd. Kansas City, MO

Trustees Present

B. Sweetman (remote), C. Benner, D. Yoder, G. Valdovino, J. Williams, L. Weekly, P. Hardwick, R. Cattelino

Trustees Absent

D. Charity

Trustees who arrived after the meeting opened

C. Benner, G. Valdovino, J. Williams

Guests Present

C. Hughley, D. Johnson, R. Uptergrove, T. McDowell

I. Opening Items

A. Record Attendance and Guests

B. Call the Meeting to Order

R. Cattelino called a meeting of the board of trustees of Crossroads Charter Schools to order on Monday Jan 27, 2020 at 5:05 PM.

C. Approve Minutes

D. Yoder made a motion to approve the minutes from December Board Meeting on 12-16-19.

P. Hardwick seconded the motion.

The board **VOTED** unanimously to approve the motion.

D. Agenda Amendment

Dean Johnson requested an Agenda Amendment to add an update on a partnership with the YMCA.

Jeffrey Williams motioned to approve the agenda amendment

Phyllis Hardwick - second

All - aye

Dean Johnson discussed options on a partnership with the YMCA to share facility use. This will be a non-binding but high-level agreement.

Board voted to approve this agreement to allow Dean Johnson to continue to build this partnership.

Phyllis Hardwick - Motioned to approve

Daniel Yoder - Second

All - aye

II. Finance

A. December Financials

Daniel Yoder explained the December Financial report.

December 31st Financials forecast a negative balance due to variance between forecast and budget.

Courtney Hughley explained the negative balance variance. Since budgeting in July, two buses were added to the transportation budget that was not planned for, as well as, there was revenue budgeted for rent from a tenant at CPA, that has been postponed.

The 69K negative balance does include Capital.

J. Williams arrived.

B.

December Check Register

J. Williams made a motion to approve.

D. Yoder seconded the motion.

The board **VOTED** unanimously to approve the motion.

III. Facilities

A. Design Services for CPA 2020 Renovations

J. Williams made a motion to approval of the agreement with BNIM.

L. Weekly seconded the motion.

Dean Johnson discussed the renovation plans for the Crossroads Preparatory Building located at 816 Broadway Blvd. to be completed during the summer of 2020.

Engineers will hopefully be surveying the building to adjust sound and limit noise levels.

The board **VOTED** unanimously to approve the motion.

B. Gym Design and Cost Updates

Dean Johnson discussed the design plans for the proposed gym located at Washington and 9th Street. This building will be a gym for CPA. This space will have a full court basketball court with the ability to hold 500 spectators in the bleachers. When bleachers are pushed in, there will be space for 2-middle school sized courts.

G. Valdovino arrived.

C. Benner arrived.

IV. Governance

A. Charter Funding Equity Updates

Dean Johnson provided an update on the current equity funding process.

House Bill 1664 is in committee now. Feels realistic, not final.

B. Special Board Meeting

Courtney Hughley discussed the Board will be approving a Salary Schedule. An outside consultant has been working with the Administrative team to create this for some time. A compensation philosophy will be sent prior to review.

The reason for a Special Board Meeting is so this item does not need to be discussed at the Town Hall meeting.

V. Closing Items

A. Adjourn Meeting

There being no further business to be transacted, and upon motion duly made, seconded and approved, the meeting was adjourned at 6:30 PM.

Respectfully Submitted,
R. Uptergrove

Coversheet

January Financial Report

Section: VI. Finance
Item: A. January Financial Report
Purpose: Discuss
Submitted by:
Related Material: CCS - Monthly Presentation - January 2020.pdf



January 2020 Financials

PREPARED **FEBRUARY 2020** BY

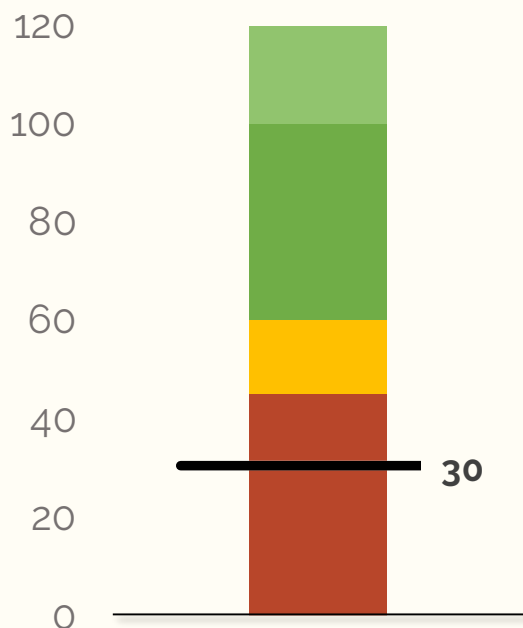


- **Key Performance Indicators**
- **Forecast Overview**
- **Cash Forecast**
- **Forecast History**
- **Appendix: Financials**

Key Performance Indicators

Days of Cash

Cash balance at year-end divided by average daily expenses

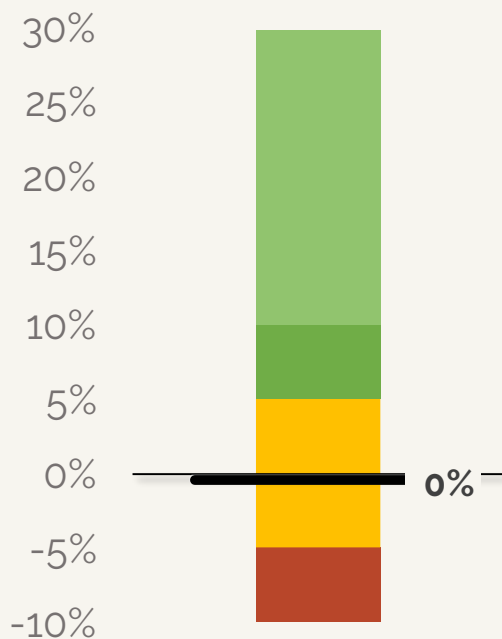


30 DAYS OF CASH AT YEAR'S END

The school will end the year with 30 days of cash. This is below the recommended 60 days, and 0 more day(s) than last month

Gross Margin

Revenue less expenses, divided by revenue



0% GROSS MARGIN

The forecasted net income is -\$6gk, which is \$225k below the budget. It yields a 0% gross margin.

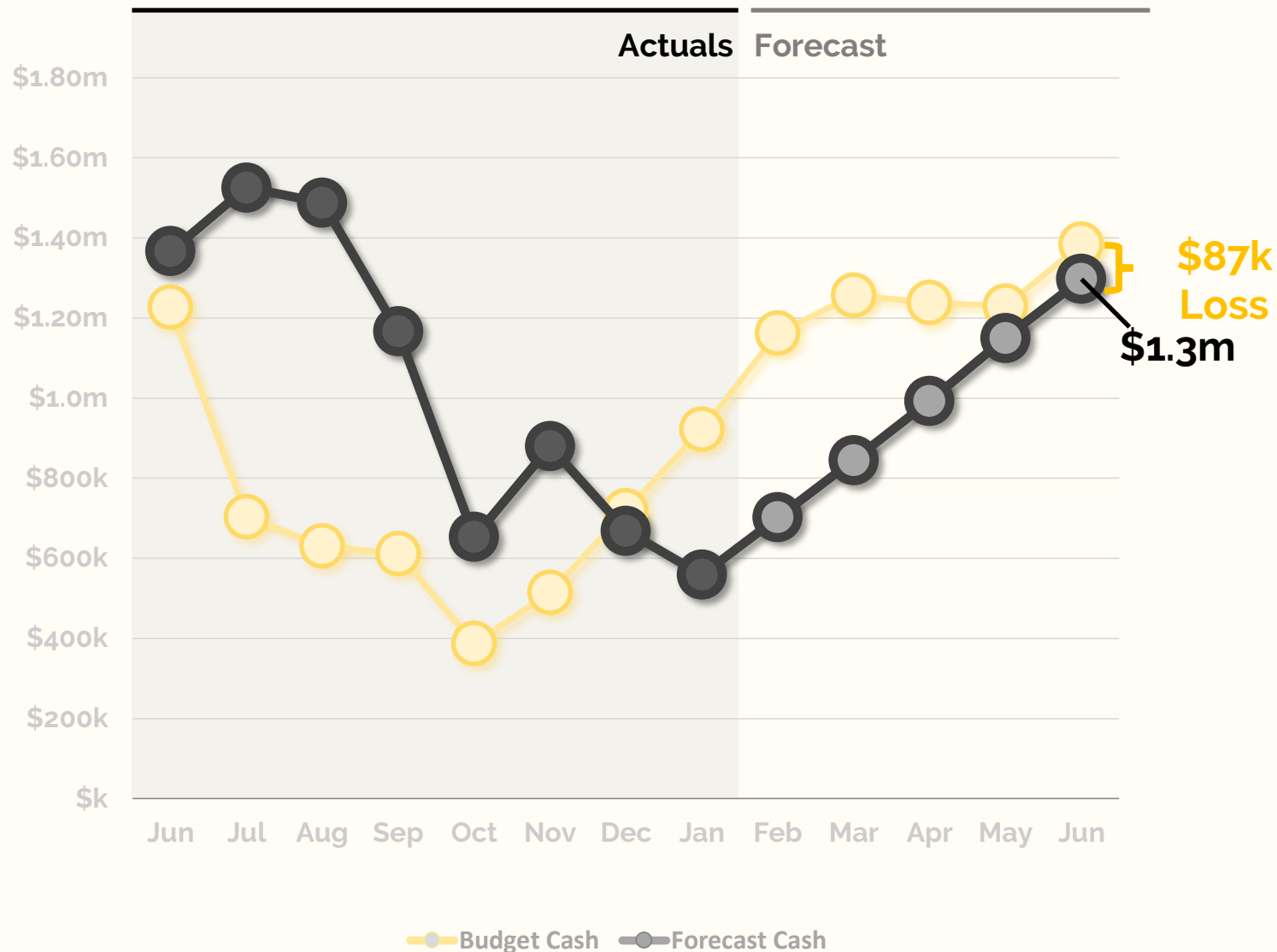
Forecast Overview

	Forecast	Budget	Variance	Variance Graphic	Comments
Revenue	\$15m	\$14m	\$1.1m		Driven by YTD adjustments to projected capital, fundraising and State Revenue.
Expenses	\$15m	\$14m	-\$1.4m		Driven by Capital expense projection included in forecast and transportation adjusted
Net Income	-\$69k	\$156k	-\$225k		
Cash Flow Adjustments	-541.74	0	-541.74		
Change in Cash	-\$69k	\$156k	-\$226k		

Cash Flow Forecast

30 Days of Cash at year's end

We forecast the school's year ending cash balance as **\$1.30m**, **\$87k** below budget.



Forecast History of June 30, 2020 Cash Balance

Source	Days of Cash at 6/30/20	Change	Description of change
Budget	35		From SY18-19 Budget
Jul	38	3	FY19 cash higher than forecast
Aug	35	-3	Adjustment to Student Direct and Capital Expenses
Sep	38	2	Adjusted forecast to include Capital Revenue and Expense, adjusted state WADA...
Oct	37	-1	ADJ ADA and Facilities expense
Nov	38	1	Adjusted local and state revenue
Dec	30	-7	Adjusted ADA and staffing
▶ Jan	30	0	Increased Revenue and Expense balanced by decreased capital expenses.
Feb			
Mar			
Apr			
May			
Jun			

	<i>Actual</i>	<i>Budget</i>	<i>Variance</i>	<i>Forecast</i>	<i>Budget</i>	<i>Variance</i>	<i>Remaining</i>
Revenue							
Local Revenue	1,850,339	1,867,367	(17,028)	4,214,183	2,643,447	1,570,736	2,363,844
State Revenue	6,085,835	5,691,213	394,622	10,441,046	10,878,837	(437,790)	4,355,212
Federal Revenue	287,024	345,322	(58,299)	705,737	706,737	(1,000)	418,713
Total Revenue	8,223,198	7,903,902	319,295	15,360,966	14,229,021	1,131,946 ①	7,137,769
Expenses							
Salaries	3,469,713	3,488,552	18,839	5,985,247	5,980,375	(4,873)	2,515,534
Benefits and Taxes	1,037,732	1,079,859	42,126	1,833,913	1,851,186	17,273	796,181
Staff-Related Costs	56,226	76,417	20,191	131,059	131,000	(59)	74,833
Rent	359,743	330,111	(29,631)	565,905	565,905	(0)	206,162
Occupancy Service	767,998	681,154	(86,845)	1,215,288	1,167,692	(47,596)	447,290
Student Expense, Direct	1,348,751	1,453,747	104,997	2,601,784	2,492,138	(109,646)	1,253,034
Student Expense, Indirect	141,932	168,583	26,651	290,628	289,000	(1,628)	148,696
Office & Business Expense	477,540	424,779	(52,761)	728,853	728,192	(661)	251,313
Transportation	382,499	380,453	(2,046)	780,205	652,205	(128,000)	397,706
Total Ordinary Expenses	8,042,133	8,083,654	41,521	14,132,884	13,857,693	(275,191)	6,090,751
Net Operating Income	181,065	(179,752)	360,816	1,228,082	371,328	856,755	1,047,018
Extraordinary Expenses							
Interest and Capital Expenses	983,926	125,417	(858,510)	1,296,907	215,000	(1,081,907)	312,981
Total Extraordinary Expenses	983,926	125,417	(858,510)	1,296,907	215,000	(1,081,907)	312,981
Total Expenses	9,026,059	8,209,071	(816,988)	15,429,791	14,072,693	(1,357,098) ②	6,403,732
Net Income	(802,862)	(305,169)	(497,693)	(68,825)	156,328	(225,152) ③	734,037
Cash Flow Adjustments	(4,977)	-	(4,977)	(542)	-	(542) ④	4,435
Change in Cash	(807,839)	(305,169)	(502,670)	(69,367)	156,328	(225,694) ⑤	738,472

① REVENUE: \$1.1M AHEAD

Local Revenue Variance:

- Capital revenue of \$802k
- 2.03 mil operational fundraising.
- Charter School Equity funds \$320k

State/Fed Variance:

- Reduced DESE Basic formula to reflect ADA and updated FRL.

② EXPENSES: \$1.4M BEHIND

- Salaries and benefits adjusted to positions and insurance elections.
- Occupancy services adjust utility
- Student expense adjusted due to timing of FY19 expense and additional software.
- Transportation, add one bus
- Extraordinary Expenses include \$1.08 mil capital expense in forecast

③ NET INCOME: \$225K behind

④ CASH ADJ: \$1K BEHIND

Driven by ...

⑤ NET CHANGE IN CASH: \$226K BEHIND

Monthly Financials

	Actual							Forecast						
Income Statement	Jul	Aug	Sep	Oct	Nov	Dec	Jan	Feb	Mar	Apr	May	Jun	TOTAL	
Revenue														
Local Revenue	450,804	182,434	132,423	169,978	468,935	298,718	147,047	472,769	472,769	472,769	472,769	472,769	4,214,183	
State Revenue	640,128	868,578	1,100,747	883,136	841,015	852,981	899,250	871,042	871,042	871,042	871,042	871,042	10,441,046	
Federal Revenue	4,889	0	0	113,318	69,121	60,815	38,881	83,743	83,743	83,743	83,743	83,743	705,737	
Total Revenue	1,095,821	1,051,011	1,233,170	1,166,432	1,379,070	1,212,514	1,085,179	1,427,554	1,427,554	1,427,554	1,427,554	1,427,554	15,360,966	
Expenses														
Salaries	440,012	480,259	509,587	531,586	495,993	519,538	492,738	507,011	507,011	502,984	495,474	503,054	5,985,247	
Benefits and Taxes	133,738	147,012	148,478	153,782	149,569	151,290	153,862	159,617	160,022	159,231	157,755	159,557	1,833,913	
Staff-Related Costs	9,575	3,561	10,287	4,205	691	26,914	992	14,967	14,967	14,967	14,967	14,967	131,059	
Rent	38,757	61,162	37,492	71,104	31,214	49,427	70,588	41,232	41,232	41,232	41,232	41,232	565,905	
Occupancy Service	91,372	100,314	174,546	106,748	61,093	132,815	101,109	89,458	89,458	89,458	89,458	89,458	1,215,288	
Student Expense, Direct	121,935	67,823	164,997	393,784	213,622	232,760	153,829	250,607	250,607	250,607	250,607	250,607	2,601,784	
Student Expense, Indirect	0	172	30,875	35,592	20,596	43,234	11,463	29,739	29,739	29,739	29,739	29,739	290,628	
Office & Business Expense	100,905	54,029	54,021	82,183	42,982	81,912	61,508	50,263	50,263	50,263	50,263	50,263	728,853	
Transportation	7,979	2,976	69,560	76,924	8,071	155,158	61,831	79,541	79,541	79,541	79,541	79,541	780,205	
Interest/Capital	28,475	108,554	368,468	222,409	138,737	32,733	84,552	62,596	62,596	62,596	62,596	62,596	1,296,907	
Total Ordinary Expenses	972,749	1,025,861	1,568,312	1,678,316	1,162,568	1,425,781	1,192,472	1,285,031	1,285,031	1,285,031	1,285,031	1,285,031	15,429,791	
Total Expenses	972,749	1,025,861	1,568,312	1,678,316	1,162,568	1,425,781	1,192,472	1,222,435	1,222,840	1,218,022	1,209,036	1,218,418	15,116,810	
Net Income	123,073	25,150	-335,142	-511,884	216,502	-213,267	-107,293	142,552	142,117	146,936	155,922	146,540	-68,825	
Cash Flow Adjustments	35,763	-62,509	13,527	-1,113	9,960	2,251	-2,855	887	887	887	887	887	-542	
Change in Cash	158,836	-37,359	-321,615	-512,997	226,462	-211,016	-110,149	143,409	143,004	147,823	156,809	147,427	-69,366	

	<i>Previous Year End</i>	<i>Current</i>
	<i>6/30/2019</i>	<i>1/31/2020</i>
Assets		
Current Assets		
Intercompany Transfers	0	0
Cash	1,366,542	558,703
Accounts Receivable	0	542
Total Current Assets	1,366,542	559,245
Total Assets	1,366,542	559,245

Liabilities and Equity**Liabilities**

Current Liabilities		
Other Current Liabilities	-29,264	-33,699
Total Current Liabilities	-29,264	-33,699
Total Long-Term Liabilities	0	0
Total Liabilities	-29,264	-33,699

Equity

Unrestricted Net Assets	1,395,804	1,395,804
Net Income	0	-802,862
Total Equity	1,395,804	592,942



QUESTIONS?

Please contact your EdOps Finance Specialist:

Paul Greenwood

paul@ed-ops.com

415-359-3995

© EdOps 2017-2020

Coversheet

January Check Register

Section: VI. Finance
Item: B. January Check Register
Purpose: Vote
Submitted by:
Related Material: CheckRegisterbyType.pdf

Crossroads Charter Schools
02/13/2020 12:17 PM

Check Register by Type

Page: 1
User ID: PAUL

Payee Type: Vendor		Check Type: Automatic Payment			Checking Account ID: 1		
<u>Check Number</u>	<u>Check Date</u>	<u>Cleared</u>	<u>Void</u>	<u>Void Date</u>	<u>Entity ID</u>	<u>Entity Name</u>	<u>Check Amount</u>
1603961	01/02/2020	X			COMMERCE	COMMERCE BANK	3,261.61
1603962	01/02/2020	X			CAKCESTAT	CROSSROADS REAL ESTATE COMPANY	27,899.00
1603964	01/09/2020	X			ATT	AT&T	1,696.49
1603965	01/03/2020	X			BCBS	BLUE CROSS AND BLUE SHELDF OF KANSAS CITY	65,972.25
1603966	01/30/2020	X			UNUM	UNUM LIFE INSURANCE COMPANY OF AMERICA	5,082.17
1603967	01/30/2020	X			HVH	HISTORIC VIRGINIA HOTEL, LLC	0.00
1603968	01/21/2020	X			HARTFORD	THE HARTFORD INSURANCE COMPANY	1,516.21
1603969	01/27/2020	X			HANOVER	THE HANOVER INSURANCE CO	7,377.90
1603970	01/15/2020	X			GOOGLEF	GOOGLE FIBER	130.00
1603971	01/30/2020	X			PAYLOCITY	PAYLOCITY	3,077.60
1603972	01/31/2020	X			EVERGY	EVERGY	17,281.40
1603973	01/24/2020	X			BENEFLEX	BENEFLEX	169.45
1603974	01/21/2020	X			COMMERCE	COMMERCE BANK	974.61
1603993	01/31/2020	X			HVH	HISTORIC VIRGINIA HOTEL, LLC	31,816.66
1603994	01/08/2020	X			COMMERCECC	COMMERCE BANK - COMMERCIAL CARDS	13,978.20
Checking Account ID: 1					Void Total:	0.00	Total without Voids: 180,233.55
Check Type Total: Automatic Payment					Void Total:	0.00	Total without Voids: 180,233.55

Payee Type: Vendor		Check Type: Check			Checking Account ID: 1		
<u>Check Number</u>	<u>Check Date</u>	<u>Cleared</u>	<u>Void</u>	<u>Void Date</u>	<u>Entity ID</u>	<u>Entity Name</u>	<u>Check Amount</u>
1777	01/27/2020	X			STEVENSONO	OMAR STEVENSON	130.00
1778	01/17/2020	X			RICHARDSON	KEVIN RICHARDSON	152.00
1779	01/16/2020	X			YOUNGARK	ARKEEM YOUNG	152.00
1780	01/22/2020	X			RICHARDSON	KEVIN RICHARDSON	152.00
1781	01/21/2020	X			GOODWINC	CHARLES GOODWIN	152.00
1782	01/23/2020	X			QHA	QUALITY HILL ASSOCIATES LLC	1,100.00
1783	01/24/2020	X			PAIGETRAV	TRAVIS PAIGE	65.00
1784	01/27/2020	X			STEVENSONO	OMAR STEVENSON	65.00
1786	01/30/2020	X			DUNGEEMALI	MALIK DUNGEE-ALI	65.00
1787	01/30/2020	X			BOYKINS	SHARON BOYKIN	130.00
1789	01/30/2020	X			CBOPROP	CBO PROPERTIES LLC	65.00
73764892	01/10/2020	X			K12PERFORM	K12 PERFORM LLC	7,240.00
73764893	01/10/2020	X			K12PERFORM	K12 PERFORM LLC	8,400.00
73764894	01/10/2020	X			FLEXIBLEDU	FLEXIBLE EDUCATORS	2,470.31
73765223	01/10/2020	X			THYSSELEV	THYSSENKRUPP ELEVATOR CORP	342.47
73766132	01/10/2020	X			PAYPOOL	PAYPOOL	877.00
73766133	01/10/2020	X			DONALD	DONALD E MAXWELL, LLC	4,125.00
73766134	01/10/2020	X			FERGUSON	Ferguson Enterprises Inc # 215	55.59
73766135	01/10/2020	X			KELLY	KELLY SERVICES, INC	1,309.56
73788705	01/15/2020	X			SWOPE	SWOPE CORRIDOR RENAISSANCE/UPPER ROOM, INC.	76,025.76
73788706	01/15/2020	X			APEX	APEX LEARNING INC.	3,400.00
73788707	01/15/2020	X			NILESHOME	NILES HOME FOR CHILDREN	3,380.00
73788708	01/15/2020	X			WHCKCTLLC	WHC KCT, LLC	6,447.00
73788709	01/15/2020	X			CBOPROP	CBO PROPERTIES LLC	260.00
73788710	01/15/2020	X			CBOPROP	CBO PROPERTIES LLC	50.00
73788711	01/15/2020	X			PLAZAACADE	THE PLAZA ACADEMY	700.00
73788712	01/15/2020	X			PLAZAACADE	THE PLAZA ACADEMY	700.00
73788713	01/15/2020	X			PLAZAACADE	THE PLAZA ACADEMY	700.00
73788714	01/15/2020	X			PLAZAACADE	THE PLAZA ACADEMY	700.00
73788715	01/15/2020	X			PLAZAACADE	THE PLAZA ACADEMY	700.00
73788716	01/15/2020	X			PLAZAACADE	THE PLAZA ACADEMY	700.00
73788717	01/15/2020	X			PLAZAACADE	THE PLAZA ACADEMY	700.00
73788718	01/15/2020	X			PLAZAACADE	THE PLAZA ACADEMY	700.00
73788719	01/15/2020	X			ISS	ISS FACILITY SERVICES - KC	1,697.80
73788720	01/15/2020	X			ISS	ISS FACILITY SERVICES - KC	960.26
73788721	01/15/2020	X			ISS	ISS FACILITY SERVICES - KC	1,012.78

Crossroads Charter Schools
02/13/2020 12:17 PM

Check Register by Type

Page: 2
User ID: PAUL

Payee Type: Vendor		Check Type: Check			Checking Account ID: 1		
Check Number	Check Date	Cleared	Void	Void Date	Entity ID	Entity Name	Check Amount
73788722	01/15/2020	X			ISS	ISS FACILITY SERVICES - KC	982.90
73788723	01/15/2020	X			ISS	ISS FACILITY SERVICES - KC	1,990.67
73788724	01/15/2020	X			OTIS	OTIS ELEVATOR	1,630.98
73788725	01/15/2020	X			OTIS	OTIS ELEVATOR	116.49
73788726	01/15/2020	X			KCAV	KANSAS CITY AUDIO-VISUAL	1,230.00
73788727	01/15/2020	X			KCAV	KANSAS CITY AUDIO-VISUAL	1,230.00
73788728	01/15/2020	X			KCAV	KANSAS CITY AUDIO-VISUAL	1,230.00
73788729	01/15/2020	X			GREENEXPEC	GREEN EXPECTATIONS LANDSCAPING	380.00
73788730	01/15/2020	X			GREENEXPEC	GREEN EXPECTATIONS LANDSCAPING	192.50
73788731	01/15/2020	X			MDSI	MD SOLUTIONS INTERNATIONAL (MDSI)	375.00
73788732	01/15/2020	X			AMERDINING	AMERICAN FOOD & VENDING CORP	1,452.75
73788733	01/15/2020	X			AMERDINING	AMERICAN FOOD & VENDING CORP	1,183.00
73788734	01/15/2020	X			BUILKEEP	BUILDING KEEP	615.00
73788735	01/15/2020	X			BUILKEEP	BUILDING KEEP	415.00
73788859	01/15/2020	X			YARDI	YARDI MARKETPLACE	457.64
73789053	01/15/2020	X			NORTHEAST	NORTHEAST NEWS	480.00
73789054	01/15/2020	X			MEDELLIN	Medellin Landscaping & Gardening	300.00
73789055	01/15/2020	X			QHA	QUALITY HILL ASSOCIATES LLC	1,100.00
73789056	01/15/2020	X			STASON	STASON, LLC	1,662.86
73789057	01/15/2020	X			AMMICRO	American Micro Digital Document Management	45.00
73789233	01/15/2020	X			DSTREALITY	DST REALITY	300.00
73789234	01/15/2020	X			TURNER	TURNER CONSTRUCTION	17,558.68
73789235	01/15/2020	X			SCHOOLSP	SCHOOL SPECIALTY	209.96
73789236	01/15/2020	X			KELLY	KELLY SERVICES, INC	850.77
73789237	01/15/2020	X			AMAZON	AMAZON	407.10
73871527	01/22/2020	X			CBOPROP	CBO PROPERTIES LLC	130.00
73871528	01/22/2020	X			VEOLIA	VEOLIA ENERGY	2,325.19
73871529	01/22/2020	X			MCREALTY	MC REALTY GROUP, LLC	8,164.23
73871530	01/22/2020	X			FSG	FACILITY SOLUTIONS GROUP	206.38
73871531	01/22/2020	X			FSG	FACILITY SOLUTIONS GROUP	189.60
73871532	01/22/2020	X			ROBERTSM	MELVIN ROBERTS	500.00
73871533	01/22/2020	X			CRANE	CRANE YARD CLAY	153.00
73871534	01/22/2020	X			UNIVERSITY	UNIVERSITY OF MISSOURI-COLUMBIA AR	70.00
73871535	01/22/2020	X			KCWATER	KCMO WATER SERVICES DEPARTMENT	44.74
73871536	01/22/2020	X			KCWATER	KCMO WATER SERVICES DEPARTMENT	14.57
73871537	01/22/2020	X			KCWATER	KCMO WATER SERVICES DEPARTMENT	638.10
73871538	01/22/2020	X			KCWATER	KCMO WATER SERVICES DEPARTMENT	49.20
73871539	01/22/2020	X			KCWATER	KCMO WATER SERVICES DEPARTMENT	1,047.91
73871540	01/22/2020	X			SPIRE	SPIRE	3,208.36
73871541	01/22/2020	X			SPIRE	SPIRE	4,783.47
73871542	01/22/2020	X			CCGROUP	C & C GROUP	375.00
73871543	01/22/2020	X			ISS	ISS FACILITY SERVICES - KC	2,301.27
73871544	01/22/2020	X			ISS	ISS FACILITY SERVICES - KC	858.46
73871545	01/22/2020	X			ISS	ISS FACILITY SERVICES - KC	2,656.65
73871546	01/22/2020	X			ISS	ISS FACILITY SERVICES - KC	1,901.76
73871547	01/22/2020	X			K12ITC	K12 ITC, INC.	13,304.32
73871548	01/22/2020	X			AMERDINING	AMERICAN FOOD & VENDING CORP	2,226.25
73871867	01/22/2020	X			SMITHEREEN	SMITHEREEN PEST MANAGEMENT	50.00
73871868	01/22/2020	X			SMITHEREEN	SMITHEREEN PEST MANAGEMENT	50.00
73871869	01/22/2020	X			SMITHEREEN	SMITHEREEN PEST MANAGEMENT	50.00
73871870	01/22/2020	X			DEFFEN	DEFFENBAUGH DISPOSAL SERV	309.49
73871871	01/22/2020	X			NWEAMEASUR	NWEA Measuring What Matters	75.00
73871872	01/22/2020	X			YARDI	YARDI MARKETPLACE	93.62
73871873	01/22/2020	X			DEFFEN	DEFFENBAUGH DISPOSAL SERV	319.62
73871874	01/22/2020	X			SMITHEREEN	SMITHEREEN PEST MANAGEMENT	75.00
73871875	01/22/2020	X			YARDI	YARDI MARKETPLACE	226.15
73871876	01/22/2020	X			YARDI	YARDI MARKETPLACE	285.10
73872224	01/22/2020	X			INFORMED	INFORMED IMPROVEMENT LLC	3,780.00
73872225	01/22/2020	X			MIDWEST	MIDWEST TECHNOLOGY CONNECTION	67.50

Crossroads Charter Schools
02/13/2020 12:17 PM

Check Register by Type

Page: 3
User ID: PAUL

Payee Type: Vendor		Check Type: Check			Checking Account ID: 1		
<u>Check Number</u>	<u>Check Date</u>	<u>Cleared</u>	<u>Void</u>	<u>Void Date</u>	<u>Entity ID</u>	<u>Entity Name</u>	<u>Check Amount</u>
73872226	01/22/2020	X			LEXINGTON	LEXINGTON PLUMBING & HEATING CO INC	305.00
73872227	01/22/2020	X			FSG	FACILITY SOLUTIONS GROUP	189.60
73872576	01/22/2020	X			THORD	TYLER HORD	23.37
73872577	01/22/2020	X			AMAZON	AMAZON	58.96
73872578	01/22/2020	X			ATRONIC	ATRONIC ALARMS INC	444.00
73872579	01/22/2020	X			21STCENT	21ST CENTURY THERAPY, P.C.	913.75
73872580	01/22/2020	X			DATAMAX	DATAMAX, INC	1,342.28
73872581	01/22/2020	X			EDOPS	EdOps	10,250.00
73872582	01/22/2020	X			APPLEBUS	APPLE BUS COMPANY	48,775.88
73872583	01/22/2020	X			DATAMAX	DATAMAX, INC	4,357.28
73872584	01/22/2020	X			HIGENE	HI-GENE'S JANITORIAL	21,313.16
73872585	01/22/2020	X			KELLY	KELLY SERVICES, INC	2,843.81
73903994	01/29/2020	X			KENTON	KENTON BROTHER'S INC	7.90
73903995	01/29/2020	X			BRIDGGI	Bridging the Gap Interpreting	360.00
73903996	01/29/2020	X			WHCKCTLLC	WHC KCT, LLC	4,608.00
73903997	01/29/2020	X			OPERBREAK	OPERATION BREAKTHROUGH	28,050.15
73903998	01/29/2020	X			OPERBREAK	OPERATION BREAKTHROUGH	2,000.00
73903999	01/29/2020	X			AMERDINING	AMERICAN FOOD & VENDING CORP	3,045.25
73904000	01/29/2020	X			AMERDINING	AMERICAN FOOD & VENDING CORP	1,524.25
73904001	01/29/2020	X			AMERDINING	AMERICAN FOOD & VENDING CORP	1,937.00
73904002	01/29/2020	X			WALSWORTH	WALSWORTH	673.76
73904003	01/29/2020	X			FLEXIBLEDU	FLEXIBLE EDUCATORS	5,855.14
73904004	01/29/2020	X			RICHARDSON	KEVIN RICHARDSON	114.00
73904005	01/29/2020	X			ROBERTSM	MELVIN ROBERTS	500.00
73904006	01/29/2020	X			RICHARDSON	KEVIN RICHARDSON	114.00
73904007	01/29/2020	X			KCWATER	KCMO WATER SERVICES DEPARTMENT	8.75
73904008	01/29/2020	X			KCWATER	KCMO WATER SERVICES DEPARTMENT	8.80
73904009	01/29/2020	X			MCREALTY	MC REALTY GROUP, LLC	2,000.00
73904010	01/29/2020	X			BNIM	BNIM, INC	3,749.75
73904011	01/29/2020	X			TSIGEO	TSI Geotechnical Inc	1,177.00
73904012	01/29/2020	X			FLEXIBLEDU	FLEXIBLE EDUCATORS	4,905.75
73904438	01/29/2020	X			SHERWINWM	SHERWIN WILLIAMS	59.68
73904654	01/29/2020	X			WESTJEN	JENNIFER WESTLAKE	44.08
73904655	01/29/2020	X			ATRONIC	ATRONIC ALARMS INC	108.00
73904656	01/29/2020	X			TURNER	TURNER CONSTRUCTION	61,634.09
73904657	01/29/2020	X			MIDCON	MID-CON MANAGEMENT LLC	7,712.50
73904658	01/29/2020	X			TIERNEY	TIERNEY OFFICE PRODUCTS	854.88
73904659	01/29/2020	X			KELLY	KELLY SERVICES, INC	1,746.08
73904660	01/29/2020	X			AMAZON	AMAZON	1,406.02
Checking Account ID: 1					Void Total:	0.00	Total without Voids: 437,829.69
Check Type Total: Check					Void Total:	0.00	Total without Voids: 437,829.69
Payee Type Total: Vendor					Void Total:	0.00	Total without Voids: 618,063.24
Grand Total:					Void Total:	0.00	Total without Voids: 618,063.24