



Crossroads Charter Schools

Board Meeting

Date and Time

Monday November 27, 2017 at 4:00 PM CST

Location

Crossroads Academy- Central Street, Kansas City, MO

Posted Tuesday, November 21st at 5:00 p.m.

Notice of Meeting

Board of Directors

Crossroads Charter Schools

Monthly Board Meeting

Monday, November 27, at 4:00 p.m.

Meeting Location:

Crossroads Academy-Central Street
1011 Central
Kansas City, MO 64105

This is an open public meeting.

Representatives of the media may obtain copies of this notice by contacting Crossroads Charter Schools at the address listed above, or by calling (816) 221-2600.

Agenda

I. Opening Items

Opening Items

A. Record Attendance and Guests

B. Call the Meeting to Order

C. Approve Minutes

Approve minutes for Board Meeting on October 23, 2017

II. Finance

Finance

A. October Financials

B. October Register

III. Governance Committee

A. Charter Board Partners

B. Extension to Board Terms

- C. Early Childhood Tax Update

IV. Educational Excellence Committee

- A. MAP and APR Update

V. Closing Items

- A. Adjourn Meeting

VI. Closed Session

- A. Approve Minutes

- B. Closed Session

Pursuant to Missouri Revised Statutes 610.021(1), 610.021(2) , and 610.021(19) the board of directors will convene in closed session.

Coversheet

Record Attendance and Guests

Section: I. Opening Items
Item: A. Record Attendance and Guests
Purpose: FYI
Submitted by:
Related Material: Admin. Board Report - November 2017.pdf



Crossroads Charter Schools

Administrative Board Report

Presented: November 27, 2017

Reporting on: October, 2017

2017 – 2018 SMART Goals

Goal	SMART GOAL	CURRENT STATUS
#1	Students will master 85% of targeted learning goals by June 2018	69.2%
#2	2016-17 MAP Test Proficiency/Advanced goal: ELA : 64% Math: 59% Science: 55%	2017 ELA score: 64% 2017 Math score: 42% 2017 Science score: 51%
#3	Students will maintain an attendance rate of 95% during the 2016-2017 school year	Central Street = 95% Quality Hill = 96% High School = 95% 2017-2018 Results
#4	Have a cash balance of \$137,000 on June 30, 2018	\$781,059
#5	Raise \$1,432,000 to fully fund Supplemental Operating Expenses by June 30, 2018	\$541,634

Academic Report

Academic Program

- Our MAP scores were finalized mid-November and we are pleased with the progress we made from 2016! Crossroads Academy-Central Street had great improvement in scores: ELA scores increased from 58% proficient/advanced in 2016 to 68% in 2017, Math scores increased from 39% proficient/advanced in 2016 to 48% in 2017, and Science scores increased from 37% proficient/advanced in 2016 to 51% in 2017. Crossroads Academy-Quality Hill scores were 54% proficient/advanced in ELA and 24% proficient/advanced in Math, which is typical of a brand new school. Our District ELA scores are 64% in ELA, 42% in Math, and 51% in Science. Even though our test scores improved, our APR decreased. This is due to three reasons. First, the state’s formula for calculating APR is based off a three year comparison. Since our 2017 scores were lower than our 2015 scores we did not receive any progress or growth points. Second, we were not able to count any of our 8th grade Algebra scores because the state’s test was deemed invalid. Third, we added a new school and were expecting the students to score lower than students who have been with us for multiple years. Our 2017 APR is 87% which DESE categorizes as “fully accredited”, but it is a drop from our 2016 APR of 98.6% which DESE categorizes as “accredited with distinction”.

Operations Report

Student Enrollment	AUG	SEPT	OCT	NOV	DEC	JAN	FEB	MAR	APR	MAY	JUNE
CACS: Goal 424	424	424	425	425							
CAQH: Goal 230	229	228	231	231							
CHS: Goal 35	34	34	35	38							

INCOME	EXPENSES	Income/Expense
\$3,103,037	\$3,117,016	(\$13,979)

Facilities Updates

- The Crossroads administration and Facilities Committee, with the support of the Downtown Council and our construction team of MC Realty, BNIM and Turner Construction, continue to study several sites that could be serve as the permanent site for Crossroads High School.

Enrollment

- SchoolMint software provides convenient online enrollment and reenrollment for new students and returning students.
 - Crossroads iis currently enrolling for the 18-19 enrollment period and currently have 104 Applicants

Human Resources

- Recruiting for the following positions:
 - HS Student Relations Coordinator

Development Report**Significant Contacts/Activities**

10/20/17: Hosted Dreaming BIG Fundraiser at the Grand Hall at Power and Light. Over 340 guests were in attendance.

FY18 Development Report	Operational	Off Budget	CHS Capital	QH Capital	Future Commitments
Grants Received FY18					
Sherman Family Foundation				\$250,000	
DST (restricted-Tech)	\$117,690				
Oppenstein Brothers Foundation		\$57,339			
Kauffman Foundation	\$224,975				\$224,975
Grants Committed FY18					
SchoolSmartKC (3 yrs. FY18, FY19, FY20)	\$230,000				\$630,000
Stanley H. Durwood Foundation	\$50,000				
11th St. Neighborhood TIF fund (FY 18 reimb)	\$143,941				
George K. Baum Family Foundation	\$75,000				
McGowan Charitable Foundation (Match)	\$25,000				
Fundraisers					
Fall Fundraiser <i>(as of 10/31/17)</i>	\$134,543				
Other Giving					
Individual Gifts	\$1,824				
Totals	\$1,002,973	\$0	\$0	\$250,000	\$630,000
Pending Requests					
Stanley H. Durwood Foundation (CHS)			X		
Gary Dickinson Family Foundation (CHS)			X		
Francis Family Foundation (arts)	X				
Early Education Grant Fund (pace)	X				
Royals Charities		X			
Jedel Foundation	X		X		
					<i>as of 10/31/17</i>

Coversheet

Approve Minutes

Section: I. Opening Items
Item: C. Approve Minutes
Purpose: Approve Minutes
Submitted by:
Related Material: Minutes for Board Meeting on October 23, 2017

APPROVED



Crossroads Charter Schools

Minutes

Board Meeting

Date and Time

Monday October 23, 2017 at 4:00 PM

Location

1011 Central Street Kansas City, 64015

Posted Thursday, October 19th at 5:00 p.m.

Notice of Meeting

Board of Directors

Crossroads Charter Schools**Monthly Board Meeting**

Monday, October 23, 2017 at 4:00 p.m.

Meeting Location:

Crossroads Academy-Central Street

1011 Central

Kansas City, MO 64105

This is an open public meeting.

Representatives of the media may obtain copies of this notice by contacting Crossroads Charter Schools at the address listed above, or by calling (816) 221-2600.

Trustees Present

C. Hughley, P. Crawford, R. Cattelino, R. Moore

Trustees Absent

None

Guests Present

A. Nichols, D. Johnson, R. Brennan

I. Opening Items

A. Record Attendance and Guests

B. Call the Meeting to Order

C. Hughley called a meeting of the board of trustees of Crossroads Charter Schools to order on Monday Oct 23, 2017 at 4:07 PM.

C. Approve Minutes

R. Cattelino made a motion to approve minutes from the Board Meeting on 09-25-17 Board Meeting on 09-25-17.

R. Moore seconded the motion.

The board **VOTED** unanimously to approve the motion.

II. Finance

A.

September Financials

YTD Revenue: \$2,327,484

YTD Expense: \$2,359,923

- Currently operating at modest 31K deficit
- Cash Balance at 780K
- Will be developing forecast adjustments over next 30 day

B. September Register

R. Cattelino made a motion to approve the check register.

P. Crawford seconded the motion.

The board **VOTED** unanimously to approve the motion.

III. Governance Committee

A. Review of Insurance

R. Cattelino presented the annual review of insurance.

B. Crossroads High School Student Relations Coordinator

Administration recommends the hiring of a Student Relations Coordinator at Crossroads High School.

P. Crawford made a motion to approve hiring a Student Relations Coordinator for Crossroads High School.

R. Cattelino seconded the motion.

The board **VOTED** unanimously to approve the motion.

C. Extending Board Terms

Due to board member absences this item will be moved to the next board meeting.

D. Wellness Policy

R. Cattelino made a motion to adopt the Wellness Policy.

R. Moore seconded the motion.

The board **VOTED** unanimously to approve the motion.

IV. Closed Session

A. Closed Session

R. Moore made a motion to Move into closed session to discuss a real estate matter.

R. Cattelino seconded the motion.

The board **VOTED** unanimously to approve the motion.

Roll Call

P. Crawford Aye

R. Moore Aye

C. Hughley Aye

R. Cattelino Aye

V. Closing Items

A. Adjourn Meeting

R. Cattelino made a motion to adjourn the meeting.

P. Crawford seconded the motion.

The board **VOTED** unanimously to approve the motion.

There being no further business to be transacted, and upon motion duly made, seconded and approved, the meeting was adjourned at 5:06 PM.

Respectfully Submitted,

R. Brennan

Coversheet

October Financials

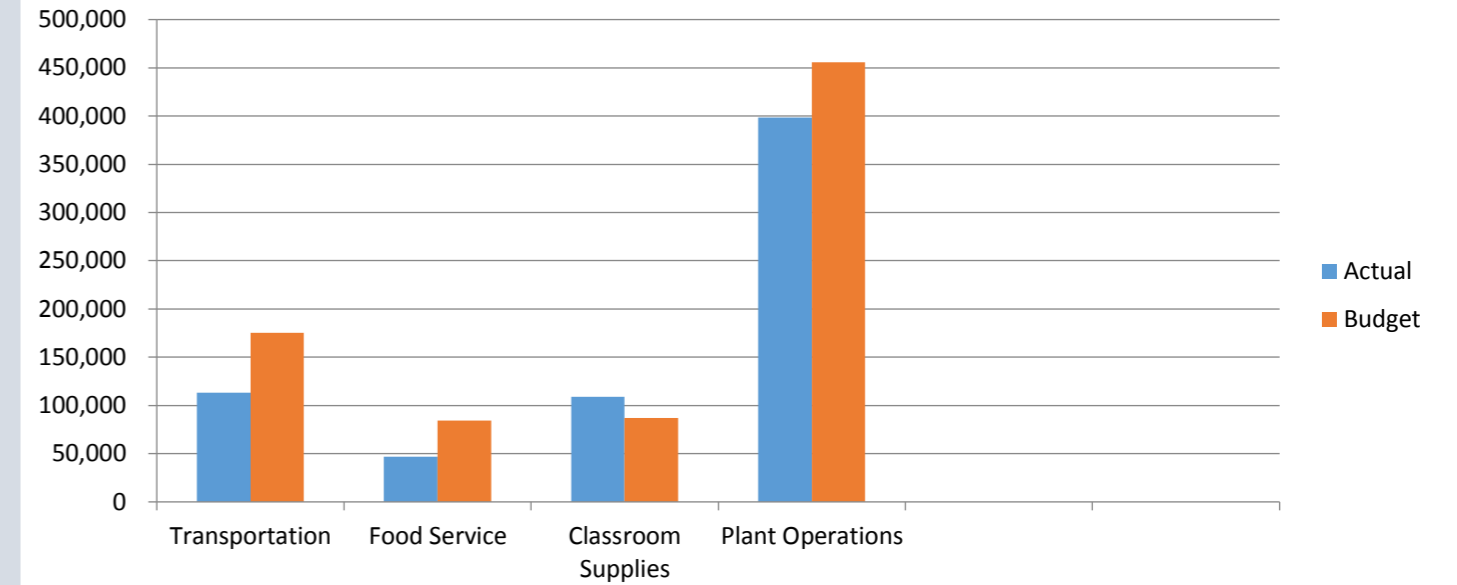
Section: II. Finance
Item: A. October Financials
Purpose: Vote
Submitted by:
Related Material: Crossroads Academy Board Financials 2017-10 v1.pdf

**Crossroads Academy Kansas City
As of 10/31/2017**

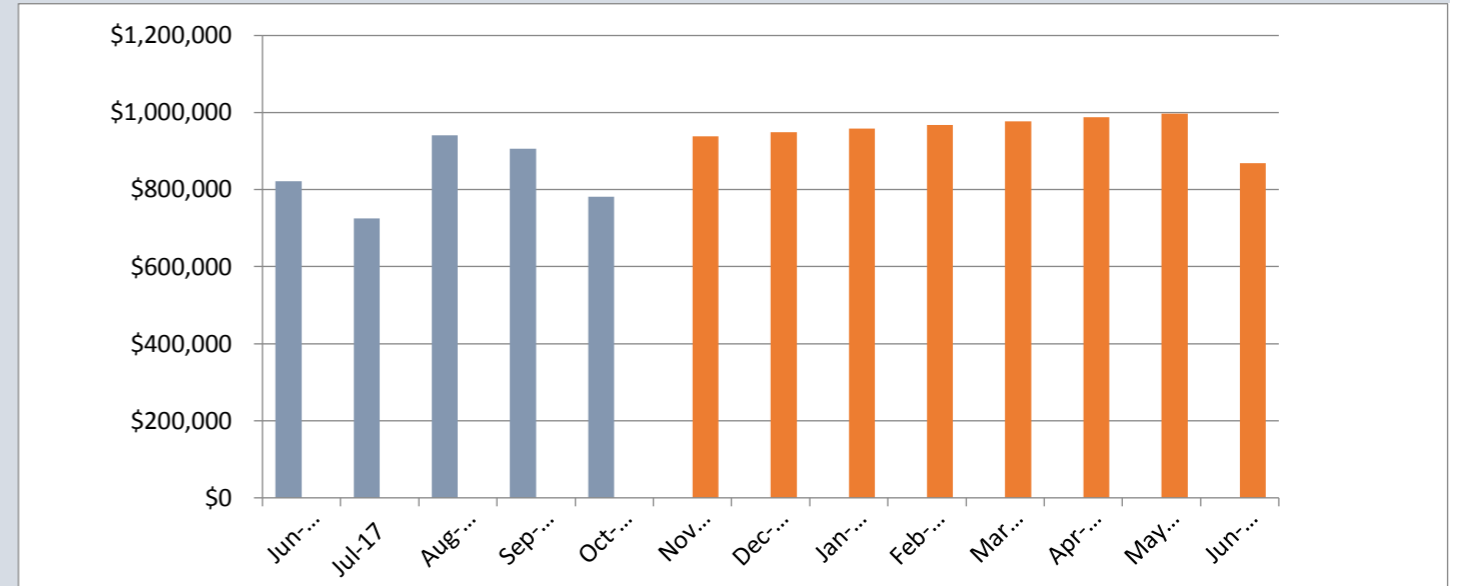
STATEMENT OF ACTIVITIES

	YTD		FY18		
	ACTUAL	BUDGET	FORECAST	BUDGET	VARIANCE
REVENUE					
5100 · Local Revenue	830,443	717,398	2,203,971	2,152,193	51,778
5300 · State Revenue	2,152,860	2,291,014	6,810,746	6,873,043	(62,297)
5400 · Federal Revenue	119,734	193,592	580,775	580,775	-
TOTAL REVENUE	3,103,037	3,202,004	9,595,492	9,606,011	(10,519)
EXPENSES					
6100 · Salaries	1,531,330	1,501,148	4,503,445	4,503,445	-
6200 · Benefits	406,784	461,442	1,384,325	1,384,325	-
6300 · Purchased Services	887,478	1,003,446	3,030,337	2,950,337	80,000
6400 · Supplies & Materials	291,424	210,103	630,310	630,310	-
6500 · Equipment	-	-	-	-	-
6600 · Debt Service and Other	-	-	-	-	-
TOTAL EXPENSE	3,117,016	3,144,250	9,548,416	9,468,416	80,000
NET CHANGE IN ASSETS	(13,979)	57,754	47,075	137,594	(90,519)
June 30, 2017 Cash Balance:	\$821,459				
October 31, 2017 Cash Balance:	\$781,059				
June 30, 2018 Cash Forecast:	\$868,534				

YTD EXPENSES - ACTUAL vs BUDGET BREAKOUT FOR PRIORITY ITEMS



PROJECTED MONTH-END CASH



Fundraising Tracking

	FY 18 Budget	YTD Budget	YTD Actual
Fall Fundraiser	175,000.00	131,250.00	35,063.72
Spring Event	25,000.00	-	-
Leverage Loan Interest	43,752.00	10,938.00	10,938.00
CAKC Real Estate Donation	172,697.00	-	-
CAKC Real Estate Maitenance Fund	41,200.00	-	-
Other Giving	20,000.00	-	-
Grants	986,000.00	164,333.33	495,632.70
Totals	1,463,649	306,521	541,634

PRIMARY REVENUE DRIVERS

	FORECAST	BUDGETED	VARIANCE
Enrollment	689.00	687.00	2
Regular Term ADA	651.11	649.00	
Summer ADA	45.34	46.08	(1)
Remedial ADA	40.69	40.69	-
FRL	28.81	34.86	(6)
LEP	34.04	28.71	5
Total Wada	799.99	799.34	1
Per Wada Payment	8,602	8,670	(68)
Prior Year Adjustment	(30,000)		
State Revenue Projection	\$ 6,748,249	\$ 6,826,324	(78,075)

Budget Vs. Actual Detail
Crossroads Academy
As of 10/31/2017

	Aug-17	Sep-17	Oct-17	Actual	YTD	YTD	Variance	Forecast	Annual	Variance	Budget	Forecast
	Actual	Actual	Actual	Actual	Burn	Budget	Variance	Forecast	Budget	Variance	Remaining	Remaining
REVENUE												
5100 - Local Revenue												
5113 - Proposition C	83,879	47,016	53,924	220,054	33%	221,181	(1,128)	663,544	663,544	-	443,490	443,490
5141 - Interest Earnings	124	11,080	164	11,558	-	-	11,558	-	-	-	(11,558)	(11,558)
5151 - Food Sales to Pupils	1,355	375	4	12,842	51%	8,333	4,508	25,000	25,000	-	12,158	12,158
5171 - Student Activity Income	-	120	55	175	-	-	175	-	-	-	(175)	(175)
5192 - Donations	383,865	31,300	103,532	530,696	36%	487,883	42,813	1,463,649	1,463,649	-	932,953	932,953
5198 - Miscellaneous Revenue	68	1,134	19,810	55,118	-	-	55,118	51,778	-	51,778	(55,118)	(3,340)
Subtotal: 5100 - Local Revenue	469,291	91,025	177,489	830,443	39%	717,398	113,045	2,203,971	2,152,193	51,778	1,321,750	1,373,528
5300 - State Revenue												
5311 - Basic Formula Revenue	422,201	668,739	510,127	2,044,530	31%	2,181,333	(136,803)	6,483,999	6,543,999	(60,000)	4,499,469	4,439,469
5312 - Transportation	3,412	3,411	10,062	20,296	45%	15,000	5,296	60,887	45,000	15,887	24,704	40,591
5319 - Classroom Trust Fund	21,924	19,581	28,495	88,034	31%	94,095	(6,061)	264,101	282,285	(18,184)	194,251	176,067
5333 - School Food Service	-	-	-	-	-	586	(586)	1,759	1,759	-	1,759	1,759
Subtotal: 5300 - State Revenue	447,537	691,731	548,684	2,152,860	31%	2,291,014	(138,154)	6,810,746	6,873,043	(62,297)	4,720,183	4,657,886
5400 - Federal Revenue												
5412 - Medicaid	-	16,956	-	16,956	28%	20,000	(3,044)	60,000	60,000	-	43,044	43,044
5441 - Special Education Part B Revenue	-	-	20,390	20,390	21%	31,667	(11,276)	95,000	95,000	-	74,610	74,610
5445 - Food Service-Lunch	-	9,512	17,980	27,492	14%	63,333	(35,841)	190,000	190,000	-	162,508	162,508
5451 - Title 1	-	35,734	12,596	48,329	24%	65,865	(17,535)	197,594	197,594	-	149,265	149,265
5465 - Title 2	-	4,855	1,711	6,566	17%	12,727	(6,161)	38,181	38,181	-	31,615	31,615
Subtotal: 5400 - Federal Revenue	-	67,057	52,677	119,734	21%	193,592	(73,857)	580,775	580,775	-	461,041	461,041
TOTAL REVENUE	916,828	849,812	778,850	3,103,037	32%	3,202,004	(98,967)	9,595,492	9,606,011	(10,519)	6,502,974	6,492,455
EXPENSES												
11XX 401 - Classroom												
11XX-6111 - Classroom-Certified FT	163,003	170,115	165,956	655,722	34%	641,775	13,947	1,925,325	1,925,325	-	1,269,603	1,269,603
11XX-6131 - Classroom-Supplemental Pay	10,475	47,549	5,000	64,394	-	-	64,394	-	-	-	(64,394)	(64,394)
11XX-6151 - Classroom-Non-Certified FT	13,007	22,235	12,696	54,266	-	-	54,266	-	-	-	(54,266)	(54,266)
11XX-6211 - Classroom-Certified Retirement	14,766	15,310	14,920	58,880	35%	56,469	2,411	169,406	169,406	-	110,526	110,526
11XX-6221 - Classroom-Non-Certified Retirement	670	1,591	1,216	4,139	-	-	4,139	-	-	-	(4,139)	(4,139)
11XX-6231 - Classroom-FICA	11,222	14,377	10,980	46,440	39%	39,790	6,649	119,370	119,370	-	72,931	72,931
11XX-6232 - Classroom-Medicare	2,624	3,362	2,568	10,861	39%	9,306	1,555	27,917	27,917	-	17,056	17,056
11XX-6241 - Classroom-Employee Benefits	17,633	20,278	19,456	76,291	28%	91,650	(15,359)	274,950	274,950	-	198,659	198,659
11XX-6319 - Classroom-Other Professional and Technic:	985	18,421	15,260	85,907	25%	113,071	(27,164)	339,213	339,213	-	253,306	253,306
11XX-6411 - Classroom-Supplies	12,692	18,491	3,800	36,472	72%	16,967	19,506	50,900	50,900	-	14,428	14,428
11XX-6412 - Instructional Materials	9,154	11,759	2,802	49,415	37%	44,440	4,975	133,320	133,320	-	83,905	83,905
Subtotal: 11XX 401 - Classroom	256,232	343,489	254,654	1,142,786	38%	1,013,467	129,319	3,040,401	3,040,401	-	1,897,615	1,897,615
11XX 402 - Classroom												
11XX-6111 - Classroom-Certified FT	68,259	76,676	75,676	283,453	30%	313,944	(30,491)	941,833	941,833	-	658,379	658,379
11XX-6131 - Classroom-Supplemental Pay	6,610	27,840	6,390	41,080	-	-	41,080	-	-	-	(41,080)	(41,080)
11XX-6151 - Classroom-Non-Certified FT	10,897	12,625	12,659	44,723	-	-	44,723	-	-	-	(44,723)	(44,723)
11XX-6211 - Classroom-Certified Retirement	6,253	6,749	7,006	25,511	30%	28,255	(2,744)	84,765	84,765	-	59,254	59,254
11XX-6221 - Classroom-Non-Certified Retirement	729	1,136	1,362	3,863	-	-	3,863	-	-	-	(3,863)	(3,863)
11XX-6231 - Classroom-FICA	5,183	7,092	5,657	22,241	38%	19,465	2,776	58,394	58,394	-	36,153	36,153
11XX-6232 - Classroom-Medicare	1,212	1,659	1,323	5,201	38%	4,552	649	13,657	13,657	-	8,455	8,455
11XX-6241 - Classroom-Employee Benefits	10,027	10,793	10,793	41,778	31%	44,650	(2,872)	133,950	133,950	-	92,172	92,172
11XX-6319 - Classroom-Other Professional and Technic:	4,107	10,282	6,036	50,744	39%	43,636	7,108	130,908	130,908	-	80,164	80,164
11XX-6411 - Classroom-Supplies	9,209	8,566	860	18,932	82%	7,700	11,232	23,100	23,100	-	4,168	4,168
11XX-6412 - Instructional Materials	2,736	100	427	4,135	8%	18,067	(13,932)	54,200	54,200	-	50,065	50,065
Subtotal: 11XX 402 - Classroom	125,223	163,516	128,188	541,661	38%	480,269	61,393	1,440,806	1,440,806	-	899,144	899,144
1221 - Special Programs												
1221-6111 - Special Programs-Certified FT	20,525	27,441	22,430	90,024	27%	111,151	(21,127)	333,452	333,452	-	243,428	243,428

	Aug-17 Actual	Sep-17 Actual	Oct-17 Actual	Actual	YTD Burn	YTD Budget	Variance	Forecast	Annual Budget	Variance	Budget Remaining	Forecast Remaining
1221-6151 · Special Programs-Non-Certified FT	-	-	-	-	-	40,788	(40,788)	122,365	122,365	-	122,365	122,365
1221-6211 · Special Programs-Certified Retirement	1,847	2,017	2,103	7,561	32%	7,864	(303)	23,592	23,592	-	16,031	16,031
1221-6221 · Special Programs-Non-Certified Retirement	-	-	-	-	-	5,811	(5,811)	17,432	17,432	-	17,432	17,432
1221-6231 · Special Programs-FICA	1,204	1,633	1,324	5,289	19%	9,420	(4,132)	28,261	28,261	-	22,972	22,972
1221-6232 · Special Programs-Medicare	282	382	310	1,237	19%	2,203	(966)	6,609	6,609	-	5,372	5,372
1221-6241 · Special Programs-Employee Benefits	1,777	1,645	1,645	7,432	11%	23,500	(16,068)	70,500	70,500	-	63,068	63,068
1221-6319 · Special Programs-Contracted Sped Service:	373	423	2,346	5,375	15%	11,667	(6,292)	75,000	35,000	40,000	29,625	69,625
1221-6411 · Special Programs-SPED Classroom Supplie	-	32	-	32	-	-	32	-	-	-	(32)	(32)
Subtotal: 1221 · Special Programs	26,009	33,573	30,159	116,950	18%	212,404	(95,454)	677,211	637,211	40,000	520,261	560,261
2114 · Student Support Services												
2114-6151 · Student Support Services-Non-Certified FT	16,854	17,288	17,977	67,666	22%	104,317	(36,651)	312,951	312,951	-	245,285	245,285
2114-6221 · Student Support Services-Non-Certified Ret	2,049	1,448	2,165	7,062	25%	9,389	(2,327)	28,166	28,166	-	21,104	21,104
2114-6231 · Student Support Services-FICA	1,103	1,174	1,154	4,364	22%	6,468	(2,103)	19,403	19,403	-	15,039	15,039
2114-6232 · Student Support Services-Medicare	258	275	270	1,021	22%	1,513	(492)	4,538	4,538	-	3,517	3,517
2114-6241 · Student Support Services-Employee Benefit	1,915	1,904	1,904	8,133	16%	16,450	(8,318)	49,350	49,350	-	41,218	41,218
Subtotal: 2114 · Student Support Services	22,179	22,088	23,469	88,245	21%	138,136	(49,891)	414,407	414,407	-	326,162	326,162
2213 · Professional Development												
2213-6111 · Professional Development-Certified FT	-	-	2,583	2,583	5%	19,102	(16,518)	57,305	57,305	-	54,722	54,722
2213-6211 · Professional Development-Retirement	-	-	-	-	-	1,719	(1,719)	5,157	5,157	-	5,157	5,157
2213-6231 · Professional Development-FICA	-	-	112	112	3%	1,184	(1,072)	3,553	3,553	-	3,441	3,441
2213-6232 · Professional Development-Medicare	-	-	26	26	3%	277	(251)	831	831	-	805	805
2213-6241 · Professional Development-Employee Benefi	-	-	258	258	4%	2,350	(2,092)	7,050	7,050	-	6,792	6,792
2213-6319 · Professional Development-Other Profession	10,208	14,971	12,512	44,088	61%	24,067	20,021	72,200	72,200	-	28,112	28,112
Subtotal: 2213 · Professional Development	10,208	14,971	15,492	47,067	32%	48,699	(1,632)	146,096	146,096	-	99,029	99,029
2321 · Executive Admin												
2321-6111 · Executive Admin-Certified FT	7,972	7,972	7,972	31,889	33%	31,889	0	95,667	95,667	-	63,778	63,778
2321-6151 · Executive Admin-Non-Certified FT	8,471	8,471	8,471	33,882	33%	33,882	0	101,647	101,647	-	67,765	67,765
2321-6211 · Executive Admin-Certified Retirement	718	718	718	2,870	33%	2,870	(0)	8,610	8,610	-	5,740	5,740
2321-6221 · Executive Admin-Non-Certified Retirement	381	762	1,144	3,049	33%	3,049	0	9,148	9,148	-	6,099	6,099
2321-6231 · Executive Admin-FICA	986	987	987	3,975	32%	4,078	(103)	12,233	12,233	-	8,259	8,259
2321-6232 · Executive Admin-Medicare	231	231	231	930	32%	954	(24)	2,861	2,861	-	1,932	1,932
2321-6241 · Executive Admin-Employee Benefits	1,058	1,058	1,058	4,431	31%	4,700	(269)	14,100	14,100	-	9,669	9,669
2321-6261 · Executive Admin-Workman's Comp	6,575	1,141	3,727	11,442	69%	5,500	5,942	16,500	16,500	-	5,058	5,058
2321-6271 · Executive Admin-Unemployment	-	-	-	-	-	1,667	(1,667)	5,000	5,000	-	5,000	5,000
2321-6315 · Executive Admin-Audit	5,500	-	-	8,000	67%	4,000	4,000	12,000	12,000	-	4,000	4,000
2321-6317 · Executive Admin-Legal Services	5,964	4,538	6,550	19,277	54%	12,000	7,277	36,000	36,000	-	16,724	16,724
2321-6319 · Executive Admin-Other Professional and Te	4,150	1,593	9,736	17,731	27%	21,917	(4,186)	65,750	65,750	-	48,019	48,019
2321-6352 · Executive Admin-Liability Insurance	-	6,520	4,276	24,039	80%	30,000	(5,961)	30,000	30,000	-	5,961	5,961
2321-6411 · Executive Admin-Supplies	33	9	-	42	-	-	42	-	-	-	(42)	(42)
Subtotal: 2321 · Executive Admin	34,065	26,026	36,895	161,556	39%	124,617	5,051	409,517	409,517	-	184,183	247,961
2411 · Office of Principal												
2411-6111 · Office of Principal-Certified FT	20,576	22,818	24,985	88,712	28%	105,625	(16,913)	316,875	316,875	-	228,163	228,163
2411-6211 · Office of Principal-Certified Retirement	1,852	1,874	2,249	7,804	27%	9,506	(1,702)	28,519	28,519	-	20,715	20,715
2411-6231 · Office of Principal-FICA	1,264	1,403	1,537	5,459	28%	6,549	(1,090)	19,646	19,646	-	14,187	14,187
2411-6232 · Office of Principal-Medicare	296	328	359	1,277	28%	1,532	(255)	4,595	4,595	-	3,318	3,318
2411-6241 · Office of Principal-Employee Benefits	2,098	2,098	2,425	8,456	30%	9,400	(944)	28,200	28,200	-	19,744	19,744
2411-6411 · Office of Principal-Supplies	2,889	6,002	40	10,630	76%	4,683	5,947	14,050	14,050	-	3,420	3,420
Subtotal: 2411 · Office of Principal	28,975	34,523	31,594	122,339	30%	137,295	(14,956)	411,885	411,885	-	289,546	289,546
2511 · Business Office												
2511-6151 · Business Office-Non-Certified FT	10,792	15,750	18,817	56,150	32%	59,000	(2,850)	177,000	177,000	-	120,850	120,850
2511-6221 · Business Office-Non-Certified Retirement	486	1,328	2,357	5,142	32%	5,310	(168)	15,930	15,930	-	10,788	10,788
2511-6231 · Business Office-FICA	641	947	1,134	3,364	31%	3,658	(294)	10,974	10,974	-	7,610	7,610
2511-6232 · Business Office-Medicare	150	222	265	787	31%	856	(69)	2,567	2,567	-	1,780	1,780
2511-6241 · Business Office-Employee Benefits	1,029	1,662	1,662	5,581	26%	7,050	(1,469)	21,150	21,150	-	15,569	15,569
2511-6319 · Business Office-Other Professional and Tec	24,417	21,083	16,943	77,264	57%	44,820	32,444	174,461	134,461	40,000	57,197	97,197
2511-6411 · Business Office-Supplies	6,087	2,196	1,216	10,705	15%	23,213	(12,509)	69,640	69,640	-	58,935	58,935
Subtotal: 2511 · Business Office	43,602	43,187	42,394	158,992	37%	143,907	15,085	471,722	431,722	40,000	131,701	312,730

	Aug-17 Actual	Sep-17 Actual	Oct-17 Actual	Actual	YTD Burn	YTD Budget	Variance	Forecast	Annual Budget	Variance	Budget Remaining	Forecast Remaining
2541 401 - Operation of Plant												
2541-6319 · Operation of Plant-Other Professional and T	9,100	4,147	3,276	16,522	33%	16,733	(211)	50,200	50,200	-	33,678	33,678
2541-6331 · Operation of Plant-Cleaning Services	14,461	8,294	-	22,755	26%	29,448	(6,693)	88,344	88,344	-	65,589	65,589
2541-6332 · Operation of Plant-Repairs and Maintenance	15,840	6,468	2,106	26,629	44%	20,000	6,629	60,000	60,000	-	33,371	33,371
2541-6333 · Operation of Plant-Rentals-Land and Buildin	27,899	33,782	31,609	124,899	26%	159,263	(34,364)	477,790	477,790	-	352,891	352,891
2541-6334 · Operation of Plant-Rental Equipment	1,421	2,628	2,426	9,317	62%	5,000	4,317	15,000	15,000	-	5,683	5,683
2541-6335 · Operation of Plant-Water and Sewer	43	1,111	-	1,505	-	-	1,505	-	-	-	(1,505)	(1,505)
2541-6336 · Operation of Plant-Trash Removal	-	1,163	204	1,571	13%	3,933	(2,362)	11,800	11,800	-	10,229	10,229
2541-6351 · Operation of Plant-Property Insurance	-	-	18,582	18,582	106%	5,833	12,748	17,500	17,500	-	(1,082)	(1,082)
2541-6361 · Operation of Plant-Phone/Internet	617	732	744	2,594	38%	2,300	294	6,900	6,900	-	4,306	4,306
2541-6411 · Operation of Plant-Supplies	4,496	1,233	126	5,855	44%	4,400	1,455	13,200	13,200	-	7,345	7,345
2541-6481 · Operation of Plant-Electric	16,141	7,334	5,767	34,749	37%	31,667	3,083	95,000	95,000	-	60,251	60,251
Subtotal: 2541 401 · Operation of Plant	90,018	66,891	64,840	264,980	32%	278,578	(13,598)	835,734	835,734	-	570,754	570,754
2541 402 - Operation of Plant												
2541-6319 · Operation of Plant-Other Professional and T	2,453	3,360	1,648	7,461	9%	29,000	(21,540)	87,000	87,000	-	79,540	79,540
2541-6331 · Operation of Plant-Cleaning Services	6,774	3,950	-	10,724	20%	17,736	(7,012)	53,207	53,207	-	42,484	42,484
2541-6332 · Operation of Plant-Repairs and Maintenance	8,495	7,683	1,080	20,195	55%	12,333	7,862	37,000	37,000	-	16,805	16,805
2541-6333 · Operation of Plant-Rentals-Land and Buildin	16,668	17,768	25,368	76,471	26%	97,467	(20,996)	292,400	292,400	-	215,929	215,929
2541-6334 · Operation of Plant-Rental Equipment	609	1,126	952	3,905	21%	6,172	(2,266)	18,515	18,515	-	14,610	14,610
2541-6335 · Operation of Plant-Water and Sewer	11	593	564	1,522	-	-	1,522	-	-	-	(1,522)	(1,522)
2541-6336 · Operation of Plant-Trash Removal	-	1,389	-	1,389	26%	1,767	(377)	5,300	5,300	-	3,911	3,911
2541-6351 · Operation of Plant-Property Insurance	-	-	9,204	9,204	85%	3,600	5,604	10,800	10,800	-	1,596	1,596
2541-6361 · Operation of Plant-Phone/Internet	-	223	-	578	24%	800	(222)	2,400	2,400	-	1,822	1,822
2541-6411 · Operation of Plant-Supplies	565	-	-	565	4%	5,000	(4,435)	15,000	15,000	-	14,435	14,435
2541-6481 · Operation of Plant-Electric	5,828	5,015	4,561	15,404	34%	15,000	404	45,000	45,000	-	29,596	29,596
Subtotal: 2541 402 · Operation of Plant	41,401	41,107	43,377	147,417	26%	188,874	(41,457)	566,622	566,622	-	419,205	419,205
2551 - Transportation												
2551-6341 · Transportation-Contracted Transportation	-	52,873	55,835	108,707	21%	175,368	(66,661)	526,105	526,105	-	417,398	417,398
2551-6342 · Transportation-Contracted Transportation(fie	-	3,947	735	4,682	-	-	4,682	-	-	-	(4,682)	(4,682)
Subtotal: 2551 · Transportation	-	56,820	56,569	113,390	22%	175,368	(61,979)	526,105	526,105	-	412,715	412,715
2562 - Food Preparation and Dispensing Services												
2562-6391 · Food Services-Contracted Food Service	-	20,864	25,863	46,727	19%	84,148	(37,421)	252,444	252,444	-	205,717	205,717
Subtotal: 2562 · Food Preparation and Dispensing Se	-	20,864	25,863	46,727	19%	84,148	(37,421)	252,444	252,444	-	205,717	205,717
2661 - Technology												
2661-6411 · Technology-Supplies	114,144	9,047	-	123,191	88%	46,667	76,524	140,000	140,000	-	16,809	16,809
Subtotal: 2661 · Technology	114,144	9,047	-	123,191	88%	46,667	76,524	140,000	140,000	-	16,809	16,809
3305 - Development												
3305-6151 · Development-Non-Certified FT	3,958	3,958	4,908	16,783	14%	39,675	(22,892)	119,025	119,025	-	102,242	102,242
3305-6221 · Development-Non-Certified Retirement	178	356	534	1,425	13%	3,571	(2,146)	10,712	10,712	-	9,287	9,287
3305-6231 · Development-FICA	193	193	193	789	11%	2,460	(1,671)	7,380	7,380	-	6,591	6,591
3305-6232 · Development-Medicare	45	45	45	184	11%	575	(391)	1,726	1,726	-	1,541	1,541
3305-6241 · Development-Employee Benefits	506	506	506	2,123	12%	5,875	(3,752)	17,625	17,625	-	15,502	15,502
3305-6319 · Development-Other Professional and Techn	10,593	3,630	5,893	20,182	34%	19,667	516	59,000	59,000	-	38,818	38,818
3305-6411 · Development-Supplies	-	229	-	229	-	-	229	-	-	-	(229)	(229)
Subtotal: 3305 · Development	15,473	8,917	12,079	41,715	19%	71,823	(30,107)	215,468	215,468	-	173,752	173,752
TOTAL EXPENSES	807,527	885,020	765,573	3,117,016	33%	3,144,250	(59,122)	9,548,416	9,468,416	80,000	6,146,594	6,431,400
NET INCOME	109,300	(35,208)	13,277	(13,979)		57,754	(39,844)	47,075	137,594	(90,519)	356,380	61,055

Coversheet

October Register

Section: II. Finance
Item: B. October Register
Purpose: Vote
Submitted by:
Related Material: 2017 10 Check Register.pdf

Crossroads Academy of Kansas City, Inc.
11/13/2017 10:39 AM

Check Register by Checking Account

Page: 1
User ID: SAS

Checking Account ID: 1

Check Type: Automatic Payment

Check Number	Check Date	Cleared	Void	Void Date	Entity ID	Entity Name	Amount
1603492	10/02/2017	X			CAKCESTAT	CROSSROADS REAL ESTATE COMPANY	27,899.00
1603495	10/18/2017	X			ATT	AT&T	743.95
1603496	10/25/2017	X			UHCBS	UHCBS REIMBURSEMENT	1,443.53
1603497	10/03/2017	X			UNITED	UNITED HEALTH CARE INSURANCE COMPANY	1,194.61
1603498	10/04/2017	X			BCBS	BLUE CROSS AND BLUE SHELDF OF KANSAS CITY	99,770.96
1603499	10/05/2017	X			UNUM	UNUM LIFE INSURANCE COMPANY OF AMERICA	237.05
1603500	10/02/2017	X			HVH	HISTORIC VIRGINIA HOTEL	24,167.67
1603501	10/20/2017	X			KCPL	KCP&L	10,327.91
1603502	10/23/2017	X			HARTFORD	THE HARTFORD INSURANCE COMPANY	3,726.63
1603503	10/10/2017	X			HANOVER	THE HANOVER INSURANCE CO	20,160.40
1603504	10/05/2017	X			AFLAC	AFLAC	2,492.64
1603519	10/27/2017	X			PAYCOR	PAYCOR	9.95
Check Type Total:		Automatic Payment		Void Total:	0.00	Total without Voids:	192,174.30

Checking Account ID: 1

Check Type: Check

Check Number	Check Date	Cleared	Void	Void Date	Entity ID	Entity Name	Amount
1675	10/16/2017	X			SOMMREB	REBECCA SOMMERHAUSER	75.00
1690	10/10/2017	X			SMILSHA	Shaun Smiley	490.79
1691	10/16/2017	X			BEARHIL	Hilary Beard	6,000.00
1692	10/12/2017	X			SCHOOLOF	School of Life	6,000.00
1695	10/16/2017	X			SPOKES	SPOKES CAFE AND CYCLERY	400.00
1696	10/24/2017	X			MILWAUKEE	MILWAUKEE DELI	400.00
1697	10/23/2017	X			BEIGNET	BEIGNET	400.00
1698	10/27/2017	X			SCHOOLOF	School of Life	400.00
1700	10/16/2017	X			WESTPCAFE	Westport Cafe	400.00
1703	10/26/2017	X			SWOON	Swoon	150.00
1705	10/17/2017	X			GRANDHALLA	The Grand Hall at Power & Light	1,000.00
1706	10/17/2017	X			MCCOWNINC	MCCOWN GORDON CONSTRUCTION LLC	33,588.00
1707	10/25/2017	X			ROOM39	Room 39	400.00
1709	10/23/2017	X			DEIBELB	DEIBEL, BLAKE	240.00
1711	10/23/2017	X			SCHLADA	Adam Schlozman	200.00
1712	10/24/2017	X			STINAND	Andrew Stinson	200.00
1713	10/18/2017	X			COMMERCE	COMMERCE BANK	1,504.99
1714	10/26/2017	X			CASH	CASH	300.00
1716	10/26/2017	X			GRANDHALLA	The Grand Hall at Power & Light	125.00
71387420	11/02/2017	X			LITLAB	The Literacy Lab	5,000.00
71387638	11/02/2017	X			OSGOOD	OSGOOD, CHRIS	500.00
71387795	11/02/2017	X			TIERNEY	TIERNEY OFFICE PRODUCTS	428.95
71388399	11/03/2017	X			ACCOBRA	ACCOBRA	260.00
71388400	11/03/2017	X			BISTCOR	BIST / Cornerstones of Care	40.00
71388401	11/03/2017	X			UNIVERSITY	UNIVERSITY OF MISSOURI-COLUMBIA AR	12.00
71388878	11/03/2017	X			FIRE	CITY TREASURER	125.00
71388879	11/03/2017	X			FIRE	CITY TREASURER	250.00
71388880	11/03/2017	X			IRESQ	IResQ	29.00
71388881	11/03/2017	X			LEARNING	LEARNING A-Z	399.90
71388882	11/03/2017	X			AMERDINING	AMERICAN FOOD & VENDING CORP	4,785.90
71389168	11/03/2017	X			TIERNEY	TIERNEY OFFICE PRODUCTS	206.45
71389169	11/03/2017	X			BATENIK	NIKKI BATES	500.00
71389170	11/03/2017	X			MIDCON	MID-CON MANAGEMENT-DST	3,710.00
71390222	11/03/2017	X			DATAMAX	DATAMAX, INC	1,143.61
71391164	10/05/2017	X			SOLI	SOLI AND SOLI INC	173.00
71391165	10/05/2017	X			AMERDINING	AMERICAN FOOD & VENDING CORP	5,806.68
71394166	10/10/2017	X			DATAMAX	DATAMAX, INC	204.00
71394167	10/10/2017	X			TIERNEY	TIERNEY OFFICE PRODUCTS	464.85
71395877	10/10/2017	X			TIERNEY	TIERNEY OFFICE PRODUCTS	11.46
71397699	10/13/2017	X			KENTON	KENTON BROTHER'S INC	312.00
71398356	10/13/2017	X			ITALK	ITALK TELECONTRACTING, INC	180.00

Crossroads Academy of Kansas City, Inc.
11/13/2017 10:39 AM

Check Register by Checking Account

Page: 2
User ID: SAS

Checking Account ID: 1

Check Type: Check

Check Number	Check Date	Cleared	Void	Void Date	Entity ID	Entity Name	Amount
71398357	10/13/2017	X			TIERNEY	TIERNEY OFFICE PRODUCTS	43.68
71401244	10/17/2017	X			TIERNEY	TIERNEY OFFICE PRODUCTS	6.19
71401950	10/17/2017	X			DREAMBOX	DreamBox	2,500.00
71403930	10/17/2017	X			KCTG	DBA KANSAS CITY TRANSPORTATION GROUP INC	3,348.00
71405859	10/17/2017	X			GOPHER	GOPHER	1,799.75
71408484	10/24/2017	X			GENERALFIR	GENERAL FIRE SPRINKLER COMPANY, LLC	685.00
71408485	10/24/2017	X			FASTSIGNS	FASTSIGNS	90.00
71408486	10/24/2017	X			SUPERIOR	SUPERIOR MOVING AND STORAGE	308.00
71408487	10/24/2017	X			DEFFENBUAG	DEFFENBAUGH DISPOSAL SERV	204.00
71408488	10/24/2017	X			K12ITC	K12 ITC, INC.	3,703.74
71408489	10/24/2017	X			K12ITC	K12 ITC, INC.	3,994.88
71408490	10/24/2017	X			21STCENT	21ST CENTURY THERAPY, P.C.	2,096.25
71408491	10/24/2017	X			MCPSA	MISSOURI CHARTER PUBLIC SCHOOL ASSOC	100.00
71408492	10/24/2017	X			THYSSELEV	THYSSENKRUPP ELEVATOR CORP	310.86
71408493	10/24/2017	X			MCREALTY	MC REALTY GROUP, LLC	4,923.75
71408494	10/24/2017	X			YARDI	YARDI MARKETPLACE	126.35
71408495	10/24/2017	X			PLAZAACADE	THE PLAZA ACADEMY	250.00
71408927	10/24/2017	X			OTIS	OTIS ELEVATOR	405.00
71408928	10/24/2017	X			CONCENTRA	CONCENTRA	57.00
71408929	10/24/2017	X			KCAV	KANSAS CITY AUDIO-VISUAL	389.00
71408930	10/24/2017	X			DATAREC	DATA RECOGNITION INC	525.60
71408931	10/24/2017	X			MEDELLIN	Medellin Landscaping & Gardening	357.50
71408932	10/24/2017	X			CINTASFIRE	Cintas Fire Protection	253.34
71408933	10/24/2017	X			QHA	QUALITY HILL ASSOCIATES LLC	1,200.00
71408934	10/24/2017	X			STASON	STASON, LLC	563.92
71408935	10/24/2017	X			AMERJAZZ	American Jazz Museum	230.00
71408936	10/24/2017	X			CIDERMILL	Louisburg Cidermill	406.00
71408937	10/24/2017	X			CENGAGE	Cengage Learning	665.90
71408938	10/24/2017	X			CAROLYNS	CAROLYN'S COUNTRY COUSINS	306.00
71408939	10/24/2017	X			WESTPORT	WESTPORT ROANOKE	70.00
71408940	10/24/2017	X			DEIBBLA	Blake Deibel	1,000.00
71408941	10/24/2017	X			AMMICRO	American Micro Digital Document Management	800.00
71408942	10/24/2017	X			SCHOLASTIC	SCHOLASTIC INC.	329.73
71408943	10/24/2017	X			AGUIRRECC	TONY AGUIRRE COMMUNITY CENTER	1,995.00
71408944	10/24/2017	X			GRAPHICED	GRPAHIC EDGE	483.19
71408945	10/24/2017	X			AMERDINING	AMERICAN FOOD & VENDING CORP	12,179.40
71408946	10/24/2017	X			IRESQ	IResQ	450.00
71409249	10/24/2017	X			ARNOANN	ANN ARNO	40.30
71409250	10/24/2017	X			SMITALY	Alyse Smith	87.92
71409251	10/24/2017	X			VANDMOR	MORIAH VANDERBURG	209.54
71409252	10/24/2017	X			ZETMVIR	VIRGINIA ZETMEIR	268.62
71409253	10/24/2017	X			WILLNIC	NICK WILLIAMSON	381.37
71409254	10/24/2017	X			DATAMAXLEA	DATAMAX LEASING DIVISION	2,030.23
71409255	10/24/2017	X			COMMSCHLMA	Communities in Schools of Mid-America	3,187.50
71409256	10/24/2017	X			DONALD	DONALD E MAXWELL, LLC	6,550.00
71409257	10/24/2017	X			EDOPS	EdOps	15,750.00
71409258	10/24/2017	X			APPLEBUS	APPLE BUS COMPANY	53,221.40
71409259	10/24/2017	X			KELLY	KELLY SERVICES, INC	4,263.00
71410041	10/25/2017	X			KENTON	KENTON BROTHER'S INC	37.90
71411094	10/25/2017	X			TIERNEY	TIERNEY OFFICE PRODUCTS	58.42
71411826	10/25/2017	X			KCBALLET	THE KANSAS CITY BALLET	2,450.00
71413338	10/27/2017	X			AMERDINING	AMERICAN FOOD & VENDING CORP	3,090.96
71413704	10/27/2017	X			ITALK	ITALK TELECONTRACTING, INC	180.00
71416073	10/27/2017	X			TIERNEY	TIERNEY OFFICE PRODUCTS	491.55
Check Type Total:			Check		Void Total:	0.00	Total without Voids: 216,272.32
Checking Account Total:	1				Void Total:	0.00	Total without Voids: 408,446.62
Grand Total:					Void Total:	0.00	Total without Voids: 408,446.62

Coversheet

Charter Board Partners

Section: III. Governance Committee
Item: A. Charter Board Partners
Purpose: Vote
Submitted by:
Related Material: Crossroads CBP Agreement.pdf
CBP Overview.pdf
SchoolSmart_KC_kickoff_NOV_2017.pdf

CharterBoardPartners

great boards for great schools

MEMORANDUM OF UNDERSTANDING

Charter Board Partners & Crossroads PCS

By signing this document and entering into a service agreement with Charter Board Partners (CBP), we agree to the following terms and benefits:

PART I: THE SERVICES

Charter Board Partners commits to providing the following support:

- **Strategic Board Recruiting:** Recruiting and matching of up to three new board members, trained by CBP, based on specific board needs.
- **Governance Trainings:** CBP's signature Governance Academy and three additional customized training events for current board members .
- **Access to Networking Events:** Cross-board networking opportunities among cohort boards in order to build professional connections and relationships that will last beyond the scope of the program.
- **Access to Governance Coaching:** Coaching includes one on one support via phone or email, access to CBP governance tools and templates, document review and other customized requests that support the board in reaching its goals.

PART II: THE COMMITMENT

Crossroads PCS commits to the following responsibilities:

- Providing information about the current board, including board rosters, bylaws, and board member agreements as requested by CBP.
- Participation in trainings and networking events.
- Transparent communication among board members, the school leader, and CBP.
- Timely response to agreed-upon timelines and deadlines.
- Pursuit of highly effective governance that supports school excellence.

PART III: THE TERMS

Type: Part of the SchoolSmart KC cohort of schools

Duration: November 2017 - May 2018

By signing, we attest that this agreement has been reviewed and approved by all parties.

Board Chair Signature: _____ **Date:** _____

School Leader Signature: _____ **Date:** _____

CBP Signature: _____ **Date:** _____

CharterBoardPartners

great boards for great schools



“CBP provides the tools, the training, and the connections to build great boards, and they do it with consummate professionalism. Every city with a large charter sector needs an organization like CBP.”

– Scott Pearson,
Executive Director, D.C. Public Charter School Board

WHAT WE KNOW

- Every child needs and deserves to attend a great school
- Public charter schools, which have greater autonomy and flexibility than traditional public schools, also have a better record of success educating students from low-income families
- Public charter schools are governed by independent boards
- Every charter school needs a strong board that insists on high student achievement
- Board members are busy; to be effective, they need high quality, easy-to-use resources and strategic support

WHAT WE DO

- Set high standards to guide the work of public charter school boards
- Coach and support boards to help them meet these standards
- Recruit and train public charter school board candidates
- Strategically match board candidates with boards that need their skills
- Provide training, resources, and support on governance best practices, strategic board composition, and the importance of diverse boards

OUR SERVICES

CBP is a national nonprofit based in Washington, DC working to help improve the quality of public charter schools by strengthening their boards.

We provide board recruiting and governance support to:

- Charter school boards
- CMOs and their boards
- School/CMO leaders
- Charter support organizations
- Funders
- Authorizers
- Reform “harbormasters”
- State education agencies
- Other stakeholders focused on charter school quality

We offer the following services:

- Raising awareness of charter board service
- Developing a comprehensive recruiting strategy
- Building a diverse pipeline of board candidates
- Coaching board chairs, board members, and school leaders
- Training board candidates and members
- Providing tools and resources on best practice
- Building capacity of local charter support organizations

OUR IMPACT

We are having a significant impact on the boards we serve.

They are governing more effectively, strengthening schools, and removing roadblocks to schools' success. **67%** of leadership positions on our partner boards are filled by CBP recruits, who are initiating major governance improvements on their boards.

The feedback we get from the board members we recruit and train highlights the value we add. **97%** of participants in our Board Candidate Training report that the training increased their knowledge of what it means to govern well, and **93%** of CBP-trained board members say that our tools have made their boards more effective.

CBP tracks board effectiveness according to our Standards for Effective Charter School Governance. A full **100%** of boards have improved against these standards since partnering with us.

98%
of board members who participate in our training and support would recommend CBP to a colleague

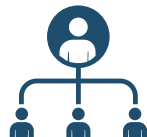
91%
of people we train say the training helped them be a more effective board member

50%
of board candidates we matched to boards last year in Washington, DC are people of color

CBP STANDARDS FOR EFFECTIVE CHARTER SCHOOL GOVERNANCE



Focus relentlessly on student achievement



Ensure exceptional school leadership



Commit to exemplary governance



Act strategically



Raise and use resources wisely



Maintain legal and regulatory compliance

OUR LEADERSHIP

The board and staff of CBP bring expertise, leadership, and commitment to our important mission. President and Co-Founder Carrie Irvin is a former teacher, education policy analyst, and school board chair with experience in strategy, evaluation, and program. Board Chair Tom Vander Ark was a pioneer of education reform philanthropy at the Bill & Melinda Gates Foundation, is a prominent thought leader in education reform, and currently leads a new education venture capital firm.

OUR PARTNERS

NewSchools Venture Fund • Walton Family Foundation
 Bill & Melinda Gates Foundation • The Carlyle Group
 Latham & Watkins • PricewaterhouseCoopers
 Edelman • PNC Bank • The Clark Charitable Foundation
 The National Alliance for Public Charter Schools
 BoardSource

For more information, please visit us at www.charterboards.org.



CharterBoardPartners

great boards for great schools

Kansas City, MO
November 6-7, 2017



Welcome

Awais Sufi, Executive Director

SchoolSmart KC

CBP Introductions



Lucy Castillo



Shereen Williams

Agenda

November 6 and 7, 2017

1 Welcome and Introductions

2 Background on CBP

3 Project Overview

4 Next Steps

5 Questions

6 Adjourn

Your Mission Moment



What's your one word?



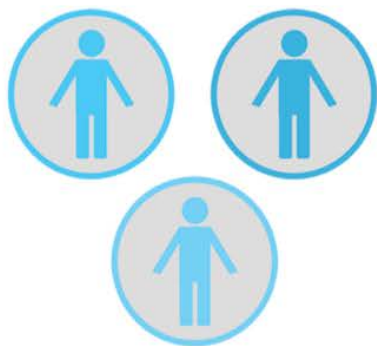
Background on Charter Board Partners

Charter Board Partners

Charter Board Partners promotes and supports strong public charter school governance so that **every charter school has the board it needs** to improve student achievement.



Our Model




GREAT BOARD MEMBERS

CBP provides a **talent pipeline** by selectively recruiting, training, and matching senior professionals to charter school boards



GREAT BOARDS

CBP helps to **transform governance** by providing coaching, resources, and training to help partner boards reach high standards for effective governance



GREAT SCHOOLS

CBP partner boards become more effective, assume accountability for academic outcomes, and work strategically with school leaders to drive **improved student achievement**

High Standards for Boards



**Focus
relentlessly
on student
achievement**

**Recruit and
retain an
exceptional
leader**

**Invest in
exemplary
governance**

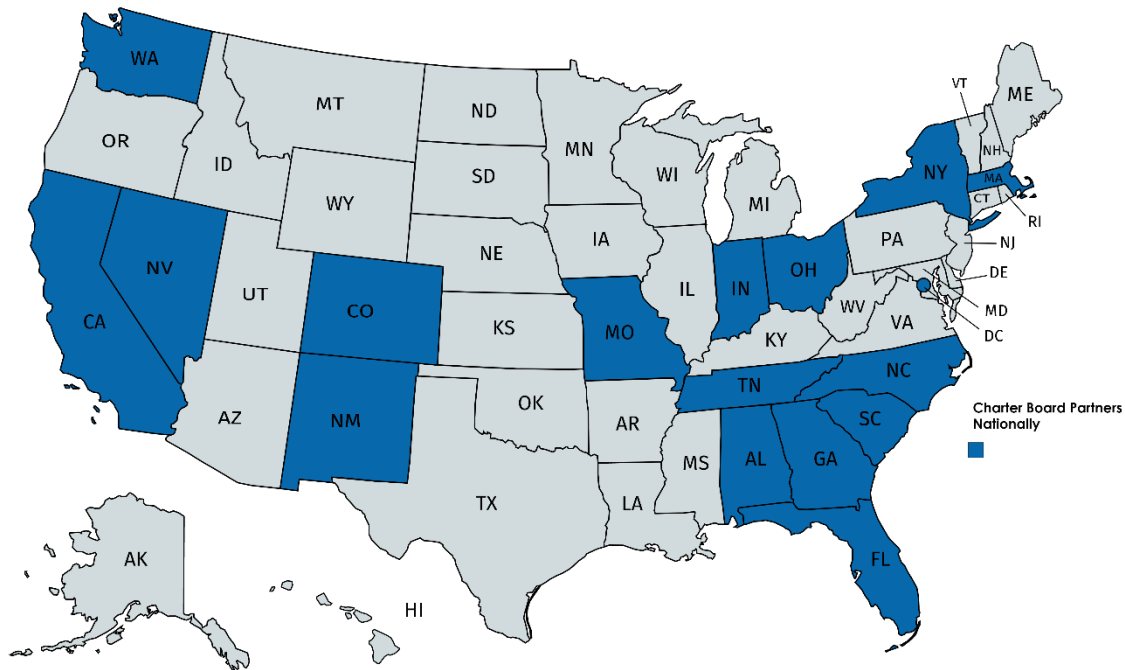
**Act
strategically
and be
accountable**

**Raise
and use
resources
wisely**

**Commit
steadfastly
to
compliance**

Our National Footprint

CBP's work has spanned 16 states and DC.



Created with mapchart.net ©

Diversity and Inclusion are Top Priorities

According to BoardSource, people of color remain highly underrepresented on nonprofit boards:

27% of respondents to their annual

Leading with Intent survey indicated they have 0 POC on their board.



CBP Believes...

- Diverse and inclusive boards lead to better governance, better schools, and better outcomes for all students, especially students of color who have been historically underserved by schools and school systems.
- Forming diverse and inclusive boards provides a unique opportunity for people from different backgrounds to work together on behalf of all kids, to connect in meaningful ways, and to build shared communities.

What We Do



- Recruiting and matching
- Coaching/consulting
- Retreat facilitation
- Board evaluations
- Conference presentations
- Webinars
- Tool creation
- Blogs

Recruiting Top Talent

- *We have worked with local partners to recruit board members in DC, Tampa, Oakland, and Denver; we are now launching recruiting in Kansas City*

- **In Denver, our candidates included:**

40 community members, matched in pairs to ten participating boards

○ **75% of the candidates were people of color**

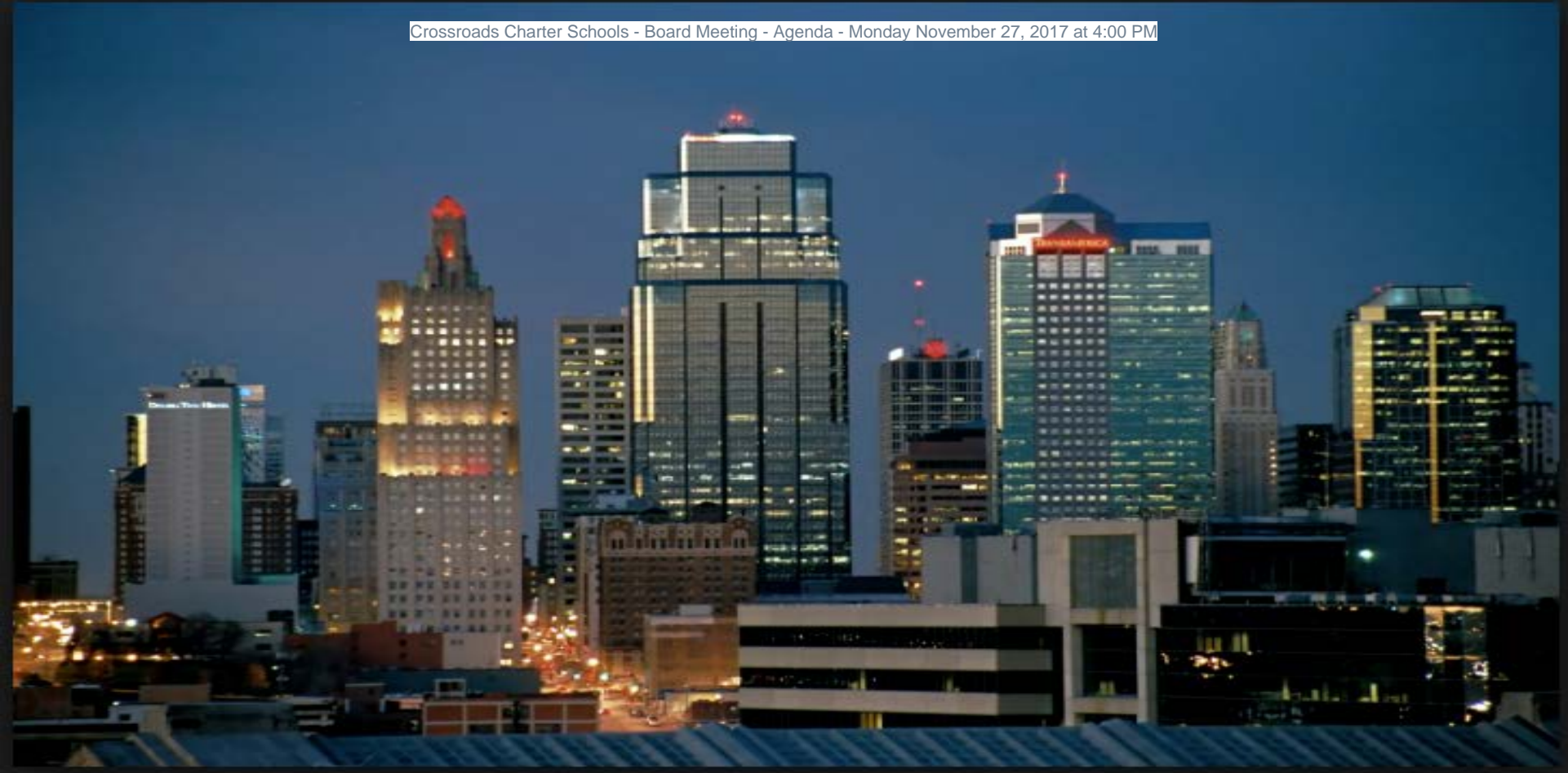
○ **50% of the candidates were women**

Our Style

**It's all about
relationships**

Don't Be Afraid





Kansas City Project Overview

Why We Do This Work

Our goal:

To help public charter schools and CMOs in the Kansas City metro area benefit from stronger, more engaged boards, by:

1. Matching you with new talent for your board that can help you achieve your goals.
2. Bringing you together in a cohort setting to discuss common challenges and generate ideas and action steps to address them.

How We Work

Our approach:

- We emphasize and value local partnerships
- We defer to local partners (and you!) to tell us about the KC education landscape
- We build relationships with you and with our candidates
- We hold ourselves to high standards and deliver results

Our Kansas City Project Outcomes

- Improved governance for Kansas City charter schools
- A diverse pipeline of new board candidates equipped to be effective board members
- Up to three new board members per school, who bring skills and experience the schools need, are committed to supporting education reform, and are strong proponents of civic engagement
- Plan for broad based board recruiting, training, and matching for charter school boards in the Kansas City public school system.

Project Components: Recruiting and Matching

“Our service has a tremendous impact on students and families in D.C., and that impact is surprisingly tangible. We see it each time we walk through the doors of our charter schools. It is an incredible honor to serve as a board member and to support our outstanding school leadership in the efforts to increase and sustain high student achievement.”



Project Components : Training



Project Components : Tools

Join Now!

greatboards



Giving public charter school boards access to best-practice tools, governance expertise, and a community of practice to boost their effectiveness.

Project Components : Coaching



Project Steps

- Build a diverse, robust pool of board candidates based on what our cohort boards need
 - Build relationships with local organizations who can connect us with great candidates
 - Conduct direct outreach and host info sessions
 - Collect helpful, thoughtful information on candidates through our **Candidate Application**
- Train the candidates on how to be a great charter school board members from Day 1
- Match candidates strategically to boards who desire the skills, backgrounds, and perspectives that they provide

Timeline

1. November:

- Confirm participating schools
- Get to know your boards and what you need (survey)
- Create schedule of trainings
- Launch recruiting for board candidates

2. November- January

- Continue candidate recruitment
- Host board training

3. December- February

- Continue candidate recruitment
- Host candidate training

Timeline continued

4. February-May:

- Match candidates with boards
- Provide coaching to boards

5. May-June

- Formal program evaluation

Evaluation is a Two Way Street



What We Need From You

Complete transparency in surveys and interviews

Participation!




Welcome new board members and onboard them properly

Be open to transforming your governance

Any Questions?



This is Your City...



What We Should Know



Next Steps

■ Schools:

- Confirm your participation in this project.
- Sign an agreement with CBP.
- Let us know if you have additional questions
- Board members and school leaders take our online assessment

■ CBP

- We will reach out to set up a phone call to talk about your board needs and your training interests for the cohort sessions.
- We will develop a calendar with specific dates for activities

Thank you



Coversheet

Early Childhood Tax Update

Section: III. Governance Committee
Item: C. Early Childhood Tax Update
Purpose: Vote
Submitted by:
Related Material: KC Mill Levy Proposal for Charters.pdf



**Kansas City Charter Public Schools Early Childhood Mill Levy Proposal
November 7, 2017
Confidential – For Charter School LEA Leaders and Boards**

Would your charter school board and leadership support:

- KCPSD’s ‘enabling’ legislative language excluding funds designated by taxpayers in an urban district containing most or all of a city with a population greater than three hundred fifty thousand inhabitants as early childhood education funds from the local tax revenue calculation used to provide funding to charter schools that declared themselves as a local education agency*;
- A KCPSD mill levy ballot asking residents to approve an increase of \$1.04 with 50% of the funding for early childhood education and 50% for K12 operating support;
- The determination of a third-party organization outside of the Kansas City Public School District to manage the distribution of early childhood education funds.
- The Kansas City Chamber of Commerce’s assistance in remedying:
 - The potential funding gap due to charter school enrollment;
 - The two-year lag in charter school receipt of increased local funding.

*The definition “urban district containing most or all of a city with a population greater than three hundred fifty thousand inhabitants” mirrors the charter school statutory language describing Kansas City.

Coversheet

Closed Session

Section: VI. Closed Session
Item: B. Closed Session
Purpose: Vote
Submitted by:
Related Material: MCPSA Corr Re- MO DESE Donation Reporting_103017.pdf



Kansas City Charter Schools Donation Reporting on the ASBR

Question: This year (2017), for the first time, Kansas City charter schools reporting donations in the yearly financial report(ASBR), received an edit letter requesting the school provide specific donor detail for any significant gift. The question to Missouri Charter Public School Association's legal counsel, Stinson Leonard Street LLP was whether the Missouri Department of Elementary and Secondary Education has the legal authority to require this information. In short, the answer is no.

Rationale:

We start with 160.405.4(3)" Except as provided in sections 160.400 to 160.425 and as specifically provided in other sections, [charter schools **shall**] **be exempt from all laws and rules relating to schools, governing boards and school districts.**"

160.405.4(4) requires charter schools to "as required in [their] charter" "publish audit reports and annual financial reports as provided in chapter 165."

Chapter 165 arguably doesn't require charter schools to file annual reports, because it refers to "each school district" (which charter schools are not).

165.012 **ONLY requires** a reporting of 1) unrestricted fund balance in the incidental and teacher fund 2) amount of tax anticipated borrowed funds 3) net transfer from the incidental fund to the capital projects fund.

The ASBR about which DESE seeks more information, is found in 162.281. **That section does not apply to charter schools.** In fact, that section puts requirements on "the district secretary" which makes clear it was not applicable to charter schools. In short, legal counsel is not convinced charter schools have to submit ASBR's at all.

However, even if this did apply, **nothing in the statute requires an explanation of donations or what makes up totals.** The Department's letter doesn't site any authority for them to require explanation. In review of the DESE website discussion about ASBR's there is no citation of any authority for requiring explanation nor do the DESE regulations discuss ASBR's.

The opinion of legal counsel is that this request does not need to be accommodated. A school may provide the information in the interest of good relations with DESE however the request is, in legal counsel's opinion, someone exceeding their authority.

Missouri Charter Public School Association
1300 Papin Street · St. Louis, MO 63103 · 314.776.3551 · Fax 1.888.877.6890
www.mocharterschools.org