

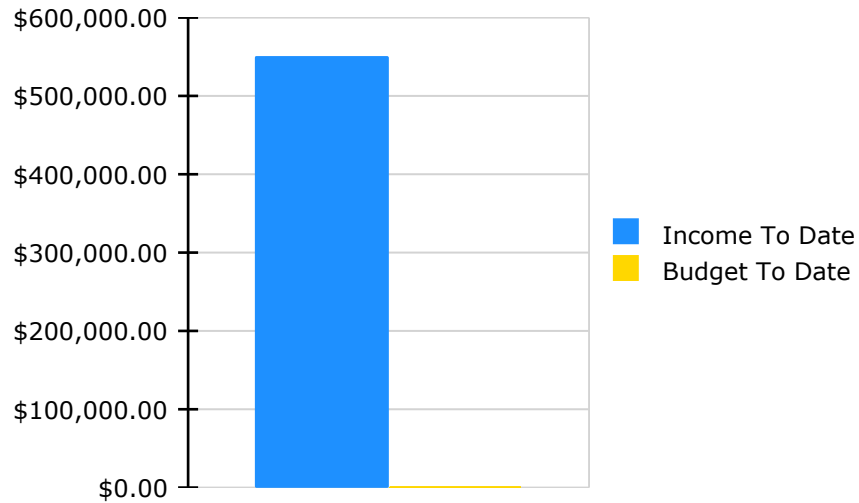
Upcoming Items

In case you missed it

Total Cash on Hand

Book Balance: \$790,093

Revenue To Date

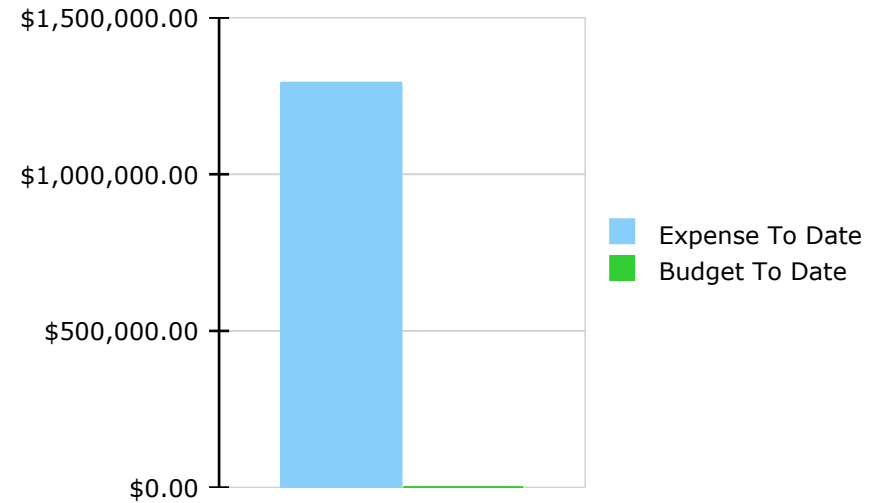


Revenue \$550,604

Budget \$0

Revenue To Budget 0 %

Expense To Date



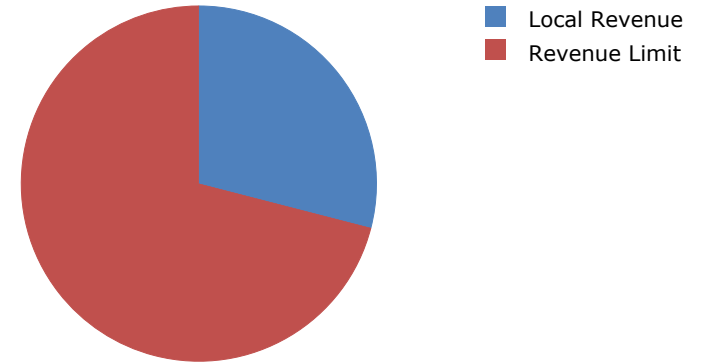
Expense \$1,295,031

Budget \$0

Expense To Budget 0 %

Account Group	Description	Total	Percent
800	Revenue Limit	\$390,823.00	70.98 %
870	Local Revenue	\$159,781.37	29.02 %
Total:		\$550,604.37	

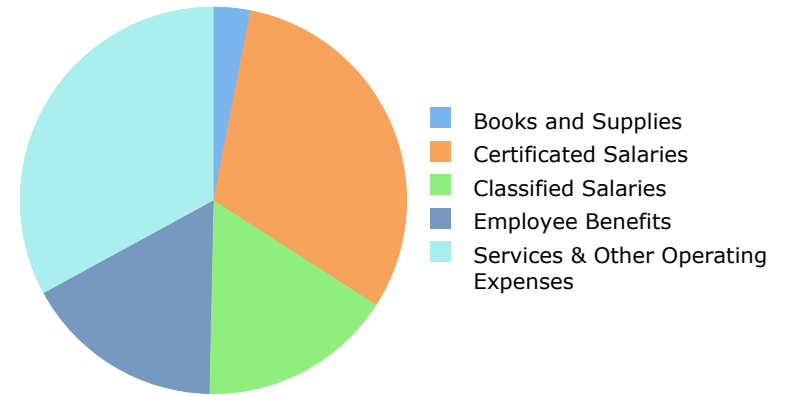
Revenue By Category



Expenses By Category

Account Group	Description	Total	Percent
100	Certificated Salaries	\$401,642.72	31.01 %
200	Classified Salaries	\$210,442.48	16.25 %
300	Employee Benefits	\$216,455.62	16.71 %
400	Books and Supplies	\$39,825.98	3.08 %
500	Services & Other Operating Expenses	\$426,663.78	32.95 %
Total:		\$1,295,030.58	

Expenses By Category



Compass Charter Schools

July 2017 - August 2017

YTD Actual to Budget Summary

Segment Name	Filter Applied
Object	All
Restriction	All
Location	All

Account Description	July - August			
	Actual	Budget	Variance \$	Variance %
Revenue Limit	\$390,823	-	\$390,823	0.0 %
Federal Revenue	-	-	-	0.0 %
Other State Revenue	-	-	-	0.0 %
Local Revenue	\$159,781	-	\$159,781	0.0 %
Total Revenue	\$550,604	-	\$550,604	0.0 %
Certificated Salaries	\$401,643	-	(\$401,643)	0.0 %
Classified Salaries	\$210,442	-	(\$210,442)	0.0 %
Employee Benefits	\$216,456	-	(\$216,456)	0.0 %
Total Personnel Expenses	\$828,541	-	(\$828,541)	0.0 %
Books and Supplies	\$39,826	-	(\$39,826)	0.0 %
Services & Other Operating Expenses	\$426,664	-	(\$426,664)	0.0 %
Capital Outlay	-	-	-	0.0 %
Other Outgo	-	-	-	0.0 %
Total Operational Expenses	\$466,490	-	(\$466,490)	0.0 %
Total Expenses	\$1,295,031	-	(\$1,295,031)	0.0 %
Net Income	(\$744,426)	-	(\$744,426)	0.0 %

An error has occurred while processing TextBox 'textBox32':
Attempted to divide by zero.

Compass Charter Schools

July 2017 - August 2017

2017 - 2018	
Total Budget	Remaining Budget
-	(\$523,652)
-	-
-	(\$5)
-	(\$291,522)
-	(\$815,179)
-	(\$401,643)
-	(\$210,442)
-	(\$238,794)
-	(\$850,879)
-	(\$42,042)
-	(\$495,657)
-	-
-	-
-	(\$537,699)
-	(\$1,388,578)
-	\$573,399

Segment Name	Filter Applied
Object	All
Restriction	All
Location	All

Liquidity Ratio	12.9
-----------------	------

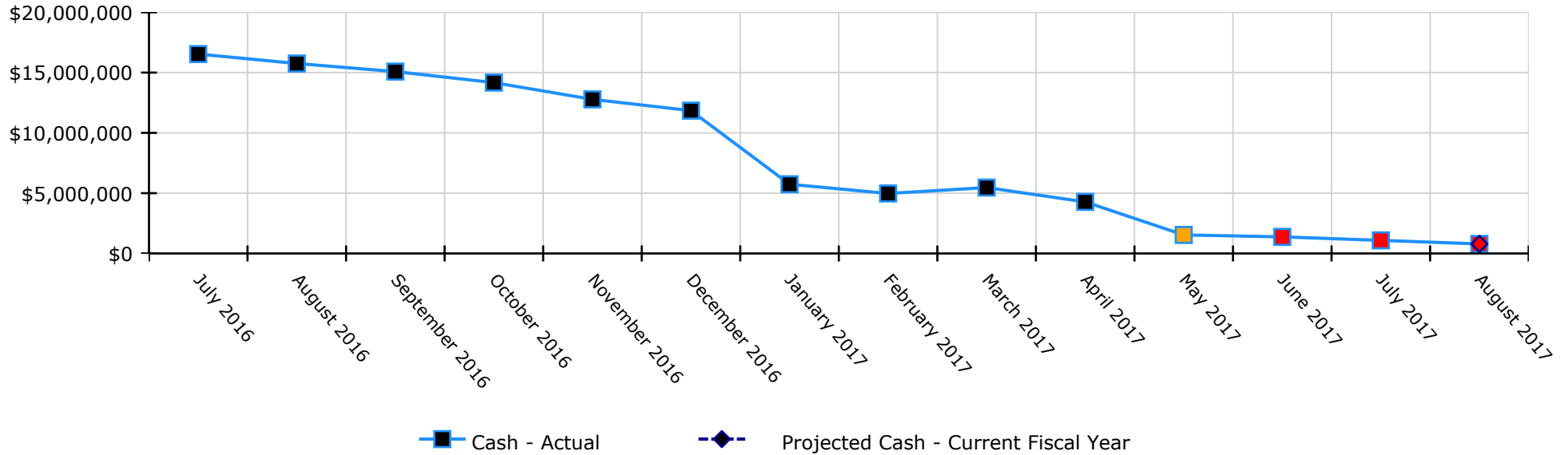
Assets	
Current Assets	
Cash	\$790,093
Investments	\$2,759,154
Accounts Receivables	\$5,177,307
Prepaid Expenses	\$3,729
Other Current Assets	\$1,013
<i>Total Current Assets</i>	<i>\$8,731,296</i>
Fixed Assets	
<i>Total Fixed Assets</i>	<i>\$0</i>
Other Assets	
Security Deposits	\$5,000
<i>Total Other Assets</i>	<i>\$5,000</i>
Total Assets	\$8,736,296

Compass Charter Schools

July 2017 - August 2017

Liabilities and Net Assets	
Current Liabilities	
Accounts Payable	\$458,161
Accrued Salaries, Payroll Taxes, Postemployment Benefits	\$197,199
Deposits held on behalf of other employees	\$22,727
<i>Total Current Liabilities</i>	<i>\$678,087</i>
Long Term Liabilities	
Loans Payable	\$25,000
<i>Total Long Term Liabilities</i>	<i>\$25,000</i>
Total Liabilities	
	<i>\$703,087</i>
Net Assets	
Unrestricted Net Assets	\$8,777,635
Profit/Loss YTD	(\$744,426)
<i>Total Net Assets</i>	<i>\$8,033,209</i>
Total Liabilities and Net Assets	
	<i>\$8,736,296</i>

Monthly Book Balance Over Time



	Cash Amount	Actual or Projected
July 2016	\$16,536,650.01	Actual
August 2016	\$15,752,153.96	Actual
September 2016	\$15,083,438.04	Actual
October 2016	\$14,170,032.91	Actual
November 2016	\$12,778,485.26	Actual
December 2016	\$11,845,207.18	Actual
January 2017	\$5,739,677.28	Actual
February 2017	\$4,974,874.77	Actual
March 2017	\$5,464,627.28	Actual
April 2017	\$4,277,296.99	Actual
May 2017	\$1,537,724.91	Actual
June 2017	\$1,376,306.57	Actual

	Cash Amount	Actual or Projected
July 2017	\$1,086,939.88	Actual
August 2017	\$790,093.07	Actual

Financial Ratio	Formula	Current	Target
Current Ratio (Liquidity)	$(\text{Current Assets}) / (\text{Current Liabilities})$	12.88	> 1.00
Cash Ratio	$(\text{Cash}) / (\text{Current Liabilities})$	116.52 %	> 100.00%
Defensive Interval	$(\text{Cash} + \text{Securities} + \text{AR}) / (\text{Average Expenses past 12 months})$	7.77	> 4 months
Debt Ratio	$(\text{Total Liabilities}) / (\text{Total Assets})$	8.05 %	< 30.00%
Asset Ratio	$(\text{Current Assets}) / (\text{Total Assets})$	99.94 %	> 80.00%
Cash on Hand	(Cash)	\$790,093.07	>= \$0.00
Days Cash on Hand	$(\text{Cash}) / ((\text{Average Expenses past 12 months}) / (30.4))$	21.38	> 45
Cash Reserve Ratio	$(\text{Cash}) / (\text{Budgeted Annual Expenses})$		> 10.00%
Savings Indicator	$((\text{Last Closed Revenue}) - (\text{Last Closed Expenses})) / (\text{Last Closed Expenses})$	-0.49	> 1.00
YTD Savings Indicator	$((\text{YTD Closed Revenue}) - (\text{YTD Closed Expenses})) / (\text{YTD Closed Expenses})$	-0.57	> 1.00

Financial Ratio	Description
Current Ratio (Liquidity)	Ability to pay short-term obligations
Cash Ratio	Ability to meet short-term obligations with cash
Defensive Interval	Possible months of continued operations if no additional funds received
Debt Ratio	Proportion of debt relative to total assets
Asset Ratio	Proportion of liquid assets relative to total assets
Cash on Hand	Assets immediately convertible to cash for purchase of goods and services
Days Cash on Hand	Possible days of continued operations using current cash
Cash Reserve Ratio	Ratio of cash to annual expenses expressed as a percentage
Savings Indicator	Last closed period's increase or decrease in the organization's net assets as a percentage of expenses
YTD Savings Indicator	Year to date closed increase or decrease in the organization's net assets as a percentage of expenses

Input Values as of 8/31/2017

Compass Charter Schools

July 2017 - August 2017

Cash	\$790,093.07
Securities	\$2,759,154.37
AR	\$5,177,307.00
Current Assets	\$8,731,295.96
Total Assets	\$8,736,295.96
Current Liabilities	\$678,087.20
Total Liabilities	\$703,087.20
Last Closed Revenue	\$380,844.03
Last Closed Expenses	\$742,190.17
Budgeted Annual Expenses	
Average Expenses past 12 months	\$1,123,367.95
Average monthly payroll expenses	\$414,270.41
YTD Closed Revenue	\$550,604.37
YTD Closed Expenses	\$1,295,030.58