

Academy of Arts and Sciences: Del Mar Elem. (K-5)

California Department of Education School Accountability Report Card Reported Using Data from the 2015-16 School Year

By February 1 of each year, every school in California is required by state law to publish a School Accountability Report Card (SARC). The SARC contains information about the condition and performance of each California public school. Under the Local Control Funding Formula (LCFF) all local educational agencies (LEAs) are required to prepare a Local Control Accountability Plan (LCAP), which describes how they intend to meet annual school-specific goals for all pupils, with specific activities to address state and local priorities. Additionally, data reported in an LCAP is to be consistent with data reported in the SARC.


- For more information about SARC requirements, see the California Department of Education (CDE) SARC Web page at <http://www.cde.ca.gov/ta/ac/sa/>.
- For more information about the LCFF or LCAP, see the CDE LCFF Web page at <http://www.cde.ca.gov/fq/aa/lc/>.
- For additional information about the school, parents/guardians, and community members should contact the school principal or the district office.

DataQuest

DataQuest is an online data tool located on the [CDE DataQuest Web page](#) that contains additional information about this school and comparisons of the school to the district and the county. Specifically, DataQuest is a dynamic system that provides reports for accountability (e.g., test data, enrollment, high school graduates, dropouts, course enrollments, staffing, and data regarding English learners).

Internet Access

Internet access is available at public libraries and other locations that are publicly accessible (e.g., the California State Library). Access to the Internet at libraries and public locations is generally provided on a first-come, first-served basis. Other use restrictions may include the hours of operation, the length of time that a workstation may be used (depending on availability), the types of software programs available on a workstation, and the ability to print documents.



J.J. Lewis, President & CEO

Principal, Academy of Arts and Sciences: Del Mar Elem. (K-5)

About Our School

Dear Parents/Guardians:

We are happy you have chosen to make Academy of Arts and Sciences (AAS) your school of choice. I am proud to be the President & CEO of AAS, and am looking forward working with our faculty and staff to provide a quality independent study program to every scholar we serve. Everyone here at AAS is committed to creating a nurturing environment as we work with you to meet the learning needs of your scholar(s). As you are new to AAS there are a few vocabulary words that we use which make our school culture unique to many others.

AAS VOCABULARY

Like any school AAS has its own unique culture. To help you understand part of the culture of AAS it is important you understand our use of the following key terms:

Learning Coach

Parents/guardians are known as the "Learning Coach" for their children and they are an integral part of their children's success at AAS. Since we are an independent study virtual school much of the learning is facilitated by the Learning Coach. The responsibilities of a Learning Coach can be found in our Parent/Scholar Handbook.

Scholar

At AAS we choose to refer to students as "scholar." Scholar is defined as a person who is highly educated or has an aptitude for study; a distinguished academic. We refer to students as scholars because we want to emphasize our commitment to helping every individual be academically successful.

Please note, this school has consolidated to Academy of Arts and Sciences: Del Mar K-12.

Thank you again for choosing AAS. We look forward to being part of your scholar(s) educational journey!

Respectfully,

J.J. Lewis

President & CEO

Contact

Academy of Arts and Sciences: Del Mar Elem. (K-5)
850 Hampshire Road Suite P
Thousand Oaks, CA 91361

Phone: 855-937-4227

E-mail: jj.lewis@aascalfornia.org

About This School

Contact Information (School Year 2016-17)

District Contact Information (School Year 2016-17)	
District Name	Mountain Empire Unified
Phone Number	(619) 473-9022
Superintendent	Kathy Granger
E-mail Address	kathy.granger@meusd.k12.ca.us
Web Site	http://meusd-ca.schoolloop.com/

School Contact Information (School Year 2016-17)	
School Name	Academy of Arts and Sciences: Del Mar Elem. (K-5)
Street	850 Hampshire Road Suite P
City, State, Zip	Thousand Oaks, Ca, 91361
Phone Number	855-937-4227
Principal	J.J. Lewis, President & CEO
E-mail Address	jj.lewis@aascalifornia.org
Web Site	http://www.aascalifornia.org
County-District-School (CDS) Code	37682130127068

Last updated: 2/1/2017

School Description and Mission Statement (School Year 2016-17)

The Academy of Arts and Sciences is one of California's leading WASC-accredited virtual charter schools of choice. Parents from across California choose us for the 21st century online and home study learning options provided through our cutting edge curriculum and our focus on the Arts, Sciences, Technology, and World Language acquisition. Success in balancing the development of the whole child is central to our mission and to leading and serving the parents and scholars of California.

The academic abilities of our diverse scholar body vary, however, all scholars are committed to reaching their full potential. In the high school years of our program (grades 9 through 12), scholars can access a range of rigorous academic programs. Access to the numerous Advanced Placement classes is open to all scholars looking to further their knowledge in areas that will aid in their college / university studies. Scholars choosing to take an alternative path also thrive in our balanced learning environment, which builds a wide variety of skills critical to their future success. Our scholars thrive on the expectation of maximizing their potential in our academic programs.

In addition to earning their diplomas, our scholars learn and develop leadership skills that will ensure their success in whatever future they choose to pursue beyond their AAS experience. Our scholars stride into the Global Public Space, confident in their ability to lead and support others, understand and appreciate their own cultures and personal histories, and are open to the perspectives, values and traditions of other individuals and communities. They understand the importance of intellectual, physical and emotional balance to achieve personal well-being, and their strengths and limitations in order to support their learning and personal development. Achieving our educational mission requires a partnership between scholars, parents and the school; we welcome your participation in fulfilling this all important mission.

The Academy of Arts and Sciences is committed to providing a rigorous, college ready, arts and science focused program of inquiry that meets the needs of all scholars. AAS offers the security of established structure and cutting edge online and home study curriculum combined with contemporary, dynamic and innovative educational practice. Our highly qualified and skilled professional staff brings a wealth of experience and best practices from leading schools both with California and the United States. The diversity within the scholar population enhances the sense of community, and our small size enables us to maintain close and valued links with the members of our school community.

Core Values

Achievement

Communication

Integrity

Respect

Teamwork

Excellence Pledge For Independent Study

Independent study in the state of California is defined as non-classroom based instruction. Non-classroom based instruction includes, but is not limited to, independent study, home study, work study, and distance and computer-based education.

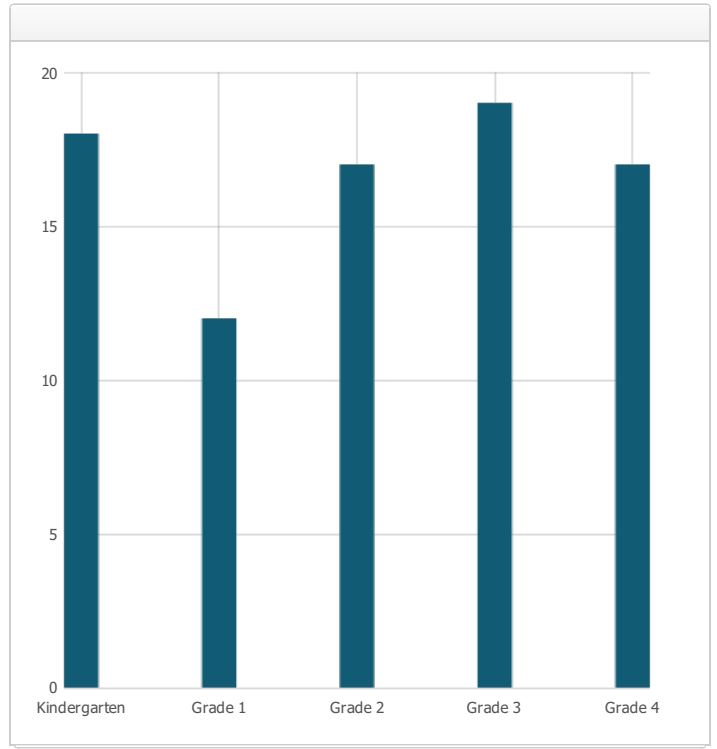
We the undersigned pledge to the following in the operation and management of our charter schools offering independent study:

- 1) As operators of high quality public charter schools offering independent study, we stand united behind the elements of integrity, trust, quality, and value in the operation of our schools. We know that offering personalized learning options meets the student where they are, aligns with what they individually need, while creating an academic program that is relevant, rigorous, and aligned to 21st Century learning.
- 2) As operators of high quality public charter schools offering independent study, we stand united in managing schools that are fiscally responsible in the use of public tax dollars in our care. We value the use of independent auditors that reviews our financial and operational activities annually and showcase reports that are exception-free. This speaks to the commitment that we hold on financial accountability and operational integrity.
- 3) As operators of high quality public charter schools offering independent study, we stand united in our efforts to operate schools that model strong integrity, value and utilize solid business practices, and abide by all rules and regulations placed upon us by school districts, regional Offices of Education, and the California Department of Education.
- 4) As operators of high quality public charter schools offering independent study, we stand united believing that the actions of a few rogue charter school operators do not reflect, align, or mirror anything about our programs. Having individuals or the media drawing comparisons speaks to either the fact that they don't know what we do or they are acting on rumor and innuendo in these conversations.
- 5) As operators of high quality public charter schools offering independent study, we stand united in stating clearly that we are here for one purpose: educating students. Our resource centers, school sites, and classrooms are solely for the purpose of academic programming for the benefit of students in our care. Our commitment to students does not center on money, influence, or politics.
- 6) As operators of high quality public charter schools offering independent study, we stand united in offering high quality programs that exist to offer innovative and tested methods of instruction and self-paced learning. We have proof by our results that we are helping students to think, communicate, and achieve.
- 7) As operators of high quality public charter schools offering independent study, we stand united in following the state law in the operation of resource centers and school sites.

Last updated: 1/30/2017

Student Enrollment by Grade Level (School Year 2015-16)

Grade Level	Number of Students
Kindergarten	18
Grade 1	12
Grade 2	17
Grade 3	19
Grade 4	17
Grade 5	17



Last updated: 1/30/2017

Student Enrollment by Student Group (School Year 2015-16)

Student Group	Percent of Total Enrollment
Black or African American	20.9 %
American Indian or Alaska Native	3.5 %
Asian	1.7 %
Filipino	3.5 %
Hispanic or Latino	5.2 %
Native Hawaiian or Pacific Islander	0.0 %
White	64.3 %
Two or More Races	0.0 %
Other	0.9 %
Student Group (Other)	Percent of Total Enrollment
Socioeconomically Disadvantaged	42.6 %
English Learners	4.4 %
Students with Disabilities	0.9 %
Foster Youth	0.0 %

Last updated: 1/30/2017

A. Conditions of Learning

State Priority: Basic

The SARC provides the following information relevant to the State priority: Basic (Priority 1):

- Degree to which teachers are appropriately assigned and fully credentialed in the subject area and for the pupils they are teaching;
- Pupils have access to standards-aligned instructional materials; and
- School facilities are maintained in good repair

Core Academic Classes Taught by Highly Qualified Teachers (School Year 2015-16)

Location of Classes	Percent of Classes In Core Academic Subjects Taught by Highly Qualified Teachers	Percent of Classes In Core Academic Subjects Not Taught by Highly Qualified Teachers
This School	100.0%	0.0%
All Schools in District	100.0%	0.0%
High-Poverty Schools in District		
Low-Poverty Schools in District		

Note: High-poverty schools are defined as those schools with student eligibility of approximately 40 percent or more in the free and reduced price meals program. Low-poverty schools are those with student eligibility of approximately 39 percent or less in the free and reduced price meals program.

Last updated: 2/1/2017

B. Pupil Outcomes

State Priority: Pupil Achievement

The SARC provides the following information relevant to the State priority: Pupil Achievement (Priority 4):

- **Statewide assessments** (i.e., California Assessment of Student Performance and Progress [CAASPP] System, which includes the Smarter Balanced Summative Assessments for students in the general education population and the California Alternate Assessments [CAAs] for English language arts/literacy [ELA] and mathematics given in grades three through eight and grade eleven. The CAAs have replaced the California Alternate Performance Assessment [CAPA] for ELA and mathematics, which were eliminated in 2015. Only eligible students may participate in the administration of the CAAs. CAA items are aligned with alternate achievement standards, which are linked with the Common Core State Standards [CCSS] for students with significant cognitive disabilities); and
- The percentage of students who have successfully completed courses that satisfy the requirements for entrance to the University of California and the California State University, or career technical education sequences or programs of study.

CAASPP Test Results in ELA by Student Group**Grades Three through Eight and Grade Eleven (School Year 2015-16)****ELA - Grade 3**

Student Group	Total Enrollment	Number Tested	Percent Tested	Percent Met or Exceeded
All Students	18	10	--	--
Male	--	--	--	--
Female	--	--	--	--
Black or African American	--	--	--	--
American Indian or Alaska Native	--	--	--	--
Asian	--	--	--	--
Filipino	--	--	--	--
Hispanic or Latino	--	--	--	--
Native Hawaiian or Pacific Islander	--	--	--	--
White	--	--	--	--
Two or More Races	--	--	--	--
Socioeconomically Disadvantaged	--	--	--	--
English Learners	--	--	--	--
Students with Disabilities	--	--	--	--
Students Receiving Migrant Education Services	--	--	--	--
Foster Youth	--	--	--	--

Note: ELA test results include the Smarter Balanced Summative Assessment and the CAA. The "Percent Met or Exceeded" is calculated by taking the total number of students who met or exceeded the standard on the Smarter Balanced Summative Assessment plus the total number of students who met the standard on the CAAs divided by the total number of students who participated in both assessments.

Double dashes (--) appear in the table when the number of students is ten or less, either because the number of students in this category is too small for statistical accuracy or to protect student privacy.

Note: The number of students tested includes all students who participated in the test whether they received a score or not; however, the number of students tested is not the number that was used to calculate the achievement level percentages. The achievement level percentages are calculated using only students who received scores.

Last updated: 2/1/2017

ELA - Grade 4

Student Group	Total Enrollment	Number Tested	Percent Tested	Percent Met or Exceeded
All Students	16	13	--	9.0%
Male	--	--	--	--
Female	--	--	--	--
Black or African American	--	--	--	--
American Indian or Alaska Native	--	--	--	--
Asian	--	--	--	--
Filipino	--	--	--	--
Hispanic or Latino	--	--	--	--
Native Hawaiian or Pacific Islander	--	--	--	--
White	--	--	--	--
Two or More Races	--	--	--	--
Socioeconomically Disadvantaged	--	--	--	--
English Learners	--	--	--	--
Students with Disabilities	--	--	--	--
Students Receiving Migrant Education Services	--	--	--	--
Foster Youth	--	--	--	--

Note: ELA test results include the Smarter Balanced Summative Assessment and the CAA. The "Percent Met or Exceeded" is calculated by taking the total number of students who met or exceeded the standard on the Smarter Balanced Summative Assessment plus the total number of students who met the standard on the CAAs divided by the total number of students who participated in both assessments.

Double dashes (--) appear in the table when the number of students is ten or less, either because the number of students in this category is too small for statistical accuracy or to protect student privacy.

Note: The number of students tested includes all students who participated in the test whether they received a score or not; however, the number of students tested is not the number that was used to calculate the achievement level percentages. The achievement level percentages are calculated using only students who received scores.

Last updated: 2/1/2017

ELA - Grade 5

Student Group	Total Enrollment	Number Tested	Percent Tested	Percent Met or Exceeded
All Students	16	13	--	25.0%
Male	--	--	--	--
Female	--	--	--	--
Black or African American	--	--	--	--
American Indian or Alaska Native	--	--	--	--
Asian	--	--	--	--
Filipino	--	--	--	--
Hispanic or Latino	--	--	--	--
Native Hawaiian or Pacific Islander	--	--	--	--
White	--	--	--	--
Two or More Races	--	--	--	--
Socioeconomically Disadvantaged	--	--	--	--
English Learners	--	--	--	--
Students with Disabilities	--	--	--	--
Students Receiving Migrant Education Services	--	--	--	--
Foster Youth	--	--	--	--

Note: ELA test results include the Smarter Balanced Summative Assessment and the CAA. The "Percent Met or Exceeded" is calculated by taking the total number of students who met or exceeded the standard on the Smarter Balanced Summative Assessment plus the total number of students who met the standard on the CAAs divided by the total number of students who participated in both assessments.

Double dashes (--) appear in the table when the number of students is ten or less, either because the number of students in this category is too small for statistical accuracy or to protect student privacy.

Note: The number of students tested includes all students who participated in the test whether they received a score or not; however, the number of students tested is not the number that was used to calculate the achievement level percentages. The achievement level percentages are calculated using only students who received scores.

Last updated: 2/1/2017

CAASPP Test Results in Mathematics by Student Group**Grades Three through Eight and Grade Eleven (School Year 2015-16)****Mathematics - Grade 3**

Student Group	Total Enrollment	Number Tested	Percent Tested	Percent Met or Exceeded
All Students	18	10	--	--
Male	--	--	--	--
Female	--	--	--	--
Black or African American	--	--	--	--
American Indian or Alaska Native	--	--	--	--
Asian	--	--	--	--
Filipino	--	--	--	--
Hispanic or Latino	--	--	--	--
Native Hawaiian or Pacific Islander	--	--	--	--
White	--	--	--	--
Two or More Races	--	--	--	--
Socioeconomically Disadvantaged	--	--	--	--
English Learners	--	--	--	--
Students with Disabilities	--	--	--	--
Students Receiving Migrant Education Services	--	--	--	--
Foster Youth	--	--	--	--

Note: Mathematics test results include the Smarter Balanced Summative Assessment and the CAA. The "Percent Met or Exceeded" is calculated by taking the total number of students who met or exceeded the standard on the Smarter Balanced Summative Assessment plus the total number of students who met the standard on the CAAs divided by the total number of students who participated in both assessments.

Double dashes (--) appear in the table when the number of students is ten or less, either because the number of students in this category is too small for statistical accuracy or to protect student privacy.

Note: The number of students tested includes all students who participated in the test whether they received a score or not; however, the number of students tested is not the number that was used to calculate the achievement level percentages. The achievement level percentages are calculated using only students who received scores.

Last updated: 2/1/2017

Mathematics - Grade 4

Student Group	Total Enrollment	Number Tested	Percent Tested	Percent Met or Exceeded
All Students	16	10	--	--
Male	--	--	--	--
Female	--	--	--	--
Black or African American	--	--	--	--
American Indian or Alaska Native	--	--	--	--
Asian	--	--	--	--
Filipino	--	--	--	--
Hispanic or Latino	--	--	--	--
Native Hawaiian or Pacific Islander	--	--	--	--
White	--	--	--	--
Two or More Races	--	--	--	--
Socioeconomically Disadvantaged	--	--	--	--
English Learners	--	--	--	--
Students with Disabilities	--	--	--	--
Students Receiving Migrant Education Services	--	--	--	--
Foster Youth	--	--	--	--

Note: Mathematics test results include the Smarter Balanced Summative Assessment and the CAA. The "Percent Met or Exceeded" is calculated by taking the total number of students who met or exceeded the standard on the Smarter Balanced Summative Assessment plus the total number of students who met the standard on the CAAs divided by the total number of students who participated in both assessments.

Double dashes (--) appear in the table when the number of students is ten or less, either because the number of students in this category is too small for statistical accuracy or to protect student privacy.

Note: The number of students tested includes all students who participated in the test whether they received a score or not; however, the number of students tested is not the number that was used to calculate the achievement level percentages. The achievement level percentages are calculated using only students who received scores.

Last updated: 2/1/2017

Mathematics - Grade 5

Student Group	Total Enrollment	Number Tested	Percent Tested	Percent Met or Exceeded
All Students	16	13	--	8.0%
Male	--	--	--	--
Female	--	--	--	--
Black or African American	--	--	--	--
American Indian or Alaska Native	--	--	--	--
Asian	--	--	--	--
Filipino	--	--	--	--
Hispanic or Latino	--	--	--	--
Native Hawaiian or Pacific Islander	--	--	--	--
White	--	--	--	--
Two or More Races	--	--	--	--
Socioeconomically Disadvantaged	--	--	--	--
English Learners	--	--	--	--
Students with Disabilities	--	--	--	--
Students Receiving Migrant Education Services	--	--	--	--
Foster Youth	--	--	--	--

Note: Mathematics test results include the Smarter Balanced Summative Assessment and the CAA. The "Percent Met or Exceeded" is calculated by taking the total number of students who met or exceeded the standard on the Smarter Balanced Summative Assessment plus the total number of students who met the standard on the CAAs divided by the total number of students who participated in both assessments.

Double dashes (--) appear in the table when the number of students is ten or less, either because the number of students in this category is too small for statistical accuracy or to protect student privacy.

Note: The number of students tested includes all students who participated in the test whether they received a score or not; however, the number of students tested is not the number that was used to calculate the achievement level percentages. The achievement level percentages are calculated using only students who received scores.

Last updated: 2/1/2017

State Priority: Other Pupil Outcomes

The SARC provides the following information relevant to the State priority: Other Pupil Outcomes (Priority 8):

- Pupil outcomes in the subject area of physical education

C. Engagement

State Priority: Parental Involvement

The SARC provides the following information relevant to the State priority: Parental Involvement (Priority 3):

- Efforts the school district makes to seek parent input in making decisions for the school district and each schoolsite

Opportunities for Parental Involvement (School Year 2016-17)

We are proud to have opportunities available for parental involvement:

Parent Advisory Council

The Parent Advisory Council serves to provide parent feedback on school policies and procedures at the Academy of Arts and Sciences to ensure that they are consistent with its Mission, Vision, Values, and Strategic Plan.

Members act as a committed group of advisors to the staff and administration, regarding issues that affect the scholars and school of AAS. They provide feedback and insight from the parent's perspective on school process, policies and initiatives to ensure that the needs of parents and their families are included as decisions are made. They also serve as an advisory, not a decision-making body, that makes recommendations, encourages brainstorming and provides opportunities for parent involvement on committees.

Learning Coach Lounge

Learning Coach Lounge is a weekly online meeting presented by our school coordinators that teaches parents the skills and knowledge they need to help their scholar(s) succeed at the Academy of Arts and Sciences.

Learning Coach Lounges are every Wednesday at 10 am. This virtual presentation lasts 30 minutes, and is followed by a live Q and A with presenters and learning coaches afterwards.

State Priority: Pupil Engagement

Last updated: 2/1/2017

The SARC provides the following information relevant to the State priority: Pupil Engagement (Priority 5):

- High school dropout rates; and
- High school graduation rates

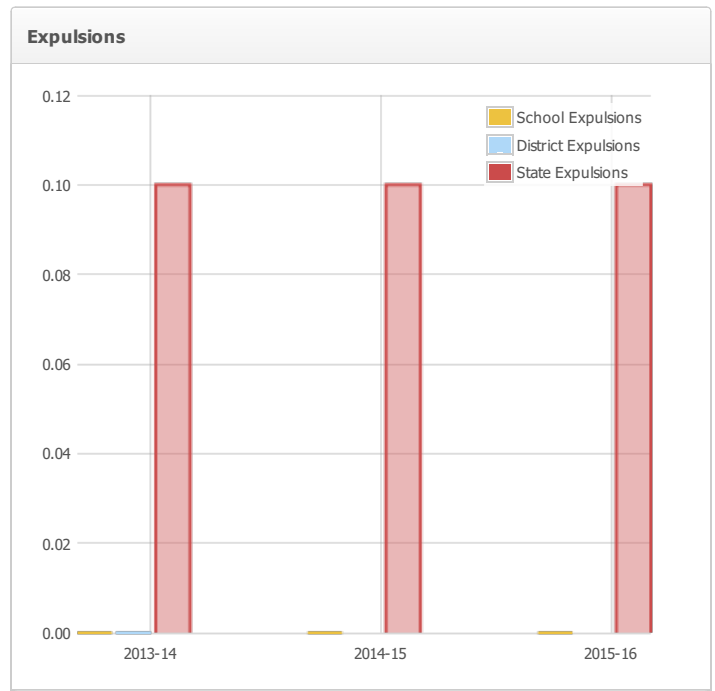
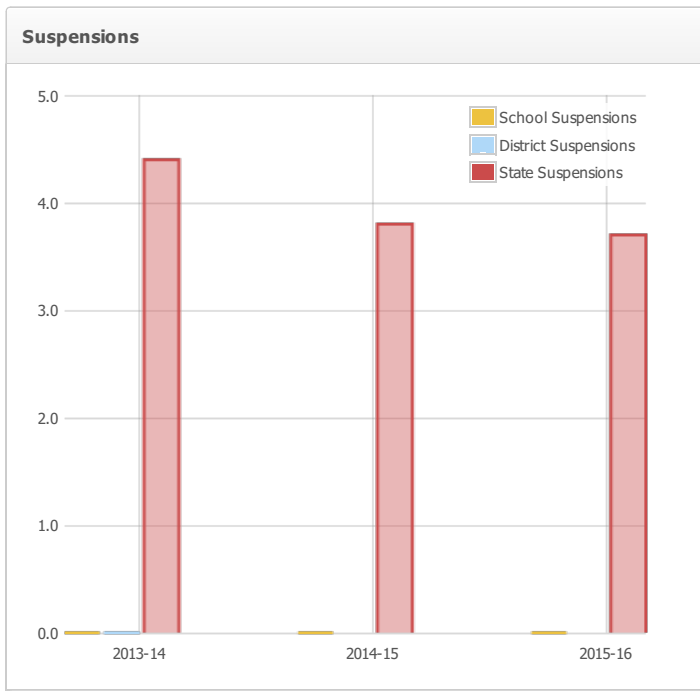
State Priority: School Climate

The SARC provides the following information relevant to the State priority: School Climate (Priority 6):

- Pupil suspension rates;
- Pupil expulsion rates; and
- Other local measures on the sense of safety

Suspensions and Expulsions

Rate	School			District			State		
	2013-14	2014-15	2015-16	2013-14	2014-15	2015-16	2013-14	2014-15	2015-16
Suspensions	0.0	0.0	0.0				4.4	3.8	3.7
Expulsions	0.0	0.0	0.0				0.1	0.1	0.1



Last updated: 2/1/2017

D. Other SARC Information

The information in this section is required to be in the SARC but is not included in the state priorities for LCFF.

Professional Development

In order to cultivate a culture of lifelong learning, Academy of Arts and Sciences provides constant and relevant professional development for its staff. We host annually a virtual All-Staff Professional Development Day in January, as well as an annual week-long in-person All-Staff Retreat in early August. In addition to these school-wide trainings, we provide each division a professional development budget for staff to utilize to attend conferences and workshops. Staff are encouraged to share what they have learned in either a department, division or all-staff setting once they return from these self-selected opportunities. We strive to enhance our offerings to ensure all staff are equipped with the necessary information to best serve and support our scholars and each other.

Last updated: 2/1/2017