



---

Compass Charter Schools

**Local Control Accountability Plan (LCAP)**  
**Mid-year Update**  
January 27, 2024



# Our Mission and Vision

Our mission is to inspire and develop innovative, creative, self-directed learners, one scholar at a time.

Our vision is to create a collaborative virtual learning community, inspiring scholars to appreciate the ways in which arts and sciences nurture a curiosity for life-long learning, and prepare scholars to take responsibility for their future success.



# OUR ARTIC VALUES



## Achievement

Engage in and take charge of your learning.



## Respect

Be respectful in all interactions with fellow scholars, learning coaches, faculty, and staff.



## Teamwork

Work cooperatively with all persons involved in your education. "Teamwork makes the Dream work."



## Integrity

Behave following strong ethical principles, values, and academic honesty.



## Communication

Frequently and proactively communicate with all persons involved in your education.



# What is the LCAP?

The Local Control Accountability Plan (LCAP) is a three-year plan that describes the goals, actions, services, and expenditures to support positive student outcomes that address state and local priorities. The LCAP provides an opportunity for Local Education Agencies (LEAs) (county office of education [COE], school districts and charter schools) to share their stories of how, what, and why programs and services are selected to meet their local needs.



# The State Priorities

**Priority 1: Basic**

**Priority 2: Implementation of State Standards**

**Priority 3: Parental Involvement and Family Engagement**

**Priority 4: Student Achievement**

**Priority 5: Student Engagement**

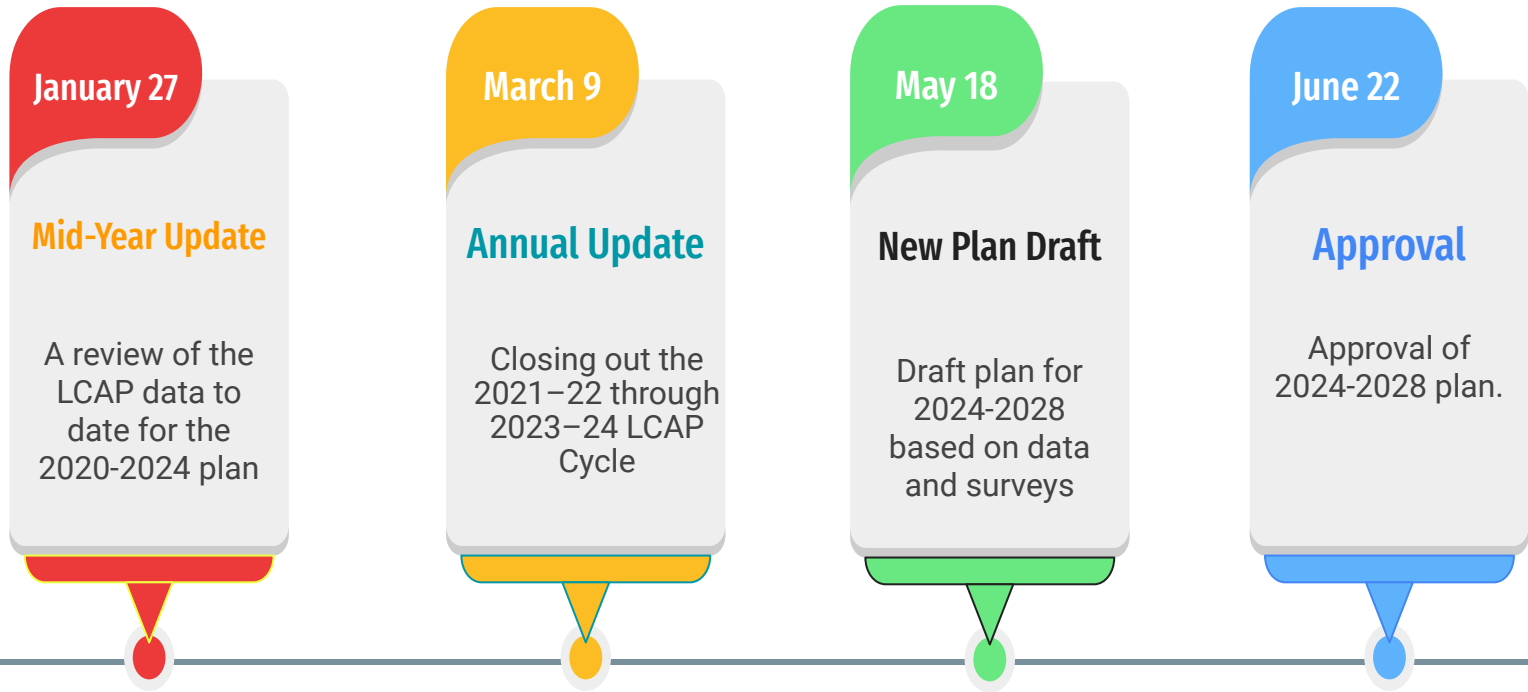
**Priority 6: School Climate**

**Priority 7: Course Access**

**Priority 8: Pupil Outcomes**



# Compass Board of Directors LCAP Timeline



# Compass Goals

Goal #	Goal Description	State Priority
1	Increase scholar academic achievement in core academic subjects.	4, 7
2	Increase scholar and parent engagement/involvement.	3,5
3	Increase college and career readiness for scholars.	4,8
4	Ensure that at-promise scholars are making progress toward earning a high school diploma.	4,5

# Goal 1 Metrics

**Increase scholar academic achievement in core academic subjects**

## **Metrics**

### **State**

SBAC ELA

SBAC Math

CA Science Test (CAST)

Dropout Rate

Chronic Absenteeism

### **Local**

Internal Star ELA Assessment

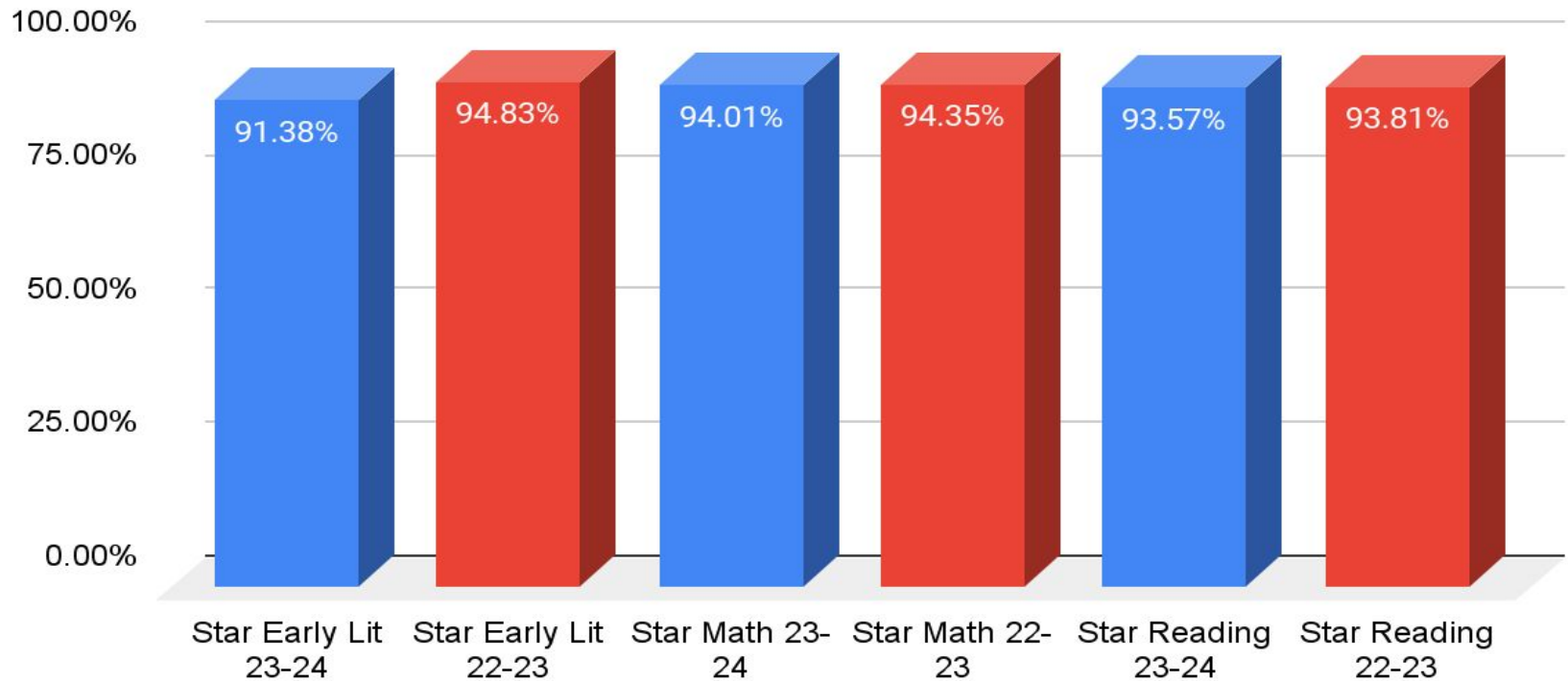
Internal Star Math Assessment



# Los Angeles STAR Data

## STAR BOY Participation

Compass Charter Schools of Los Angeles



# Goal 1 Metrics- LA

CCS of **Los Angeles** CAASPP Results  
% of Scholars who Met or Exceeded Requirements  
Participation rate= 84%

	2019	2022	2023	<b>2023-2024 Goal</b>	Status
SBAC ELA (3-8)	39%	40%	38%	<b>50%</b>	Not Met
SBAC ELA (11)	53%	52%	63%	<b>60%</b>	Met
SBAC Math (3-8)	18%	24%	28%	<b>30%</b>	Not Met
SBAC Math (11)	6%	18%	28%	<b>30%</b>	Not Met
CAST	18%	27%	32%	<b>25%</b>	Met



# Goal 1 Metrics- LA

CCS of **Los Angeles** CAASPP Results  
% of Socio-economically Disadvantaged Scholars who  
Met or Exceeded Requirements

	2019	2022	2023	<b>2023-2024 Goal</b>	Status
SBAC ELA (3-8)	33%	36%	33%	<b>45%</b>	Not Met
SBAC ELA (11)	42%	43%	58%	<b>50%</b>	Met
SBAC Math (3-8)	12%	18%	21%	<b>25%</b>	Not Met
SBAC Math (11)	0	21%	25%	<b>15%</b>	Met
CAST	8%	25%	21%	<b>20%</b>	Met



# Goal 1 Metrics- LA

CCS of **Los Angeles** STAR Results  
% of Scholars who Met or Exceeded Grade Level Growth (SGP)

	2022 EOY	2023 EOY	2023-2024 Goal	Status
STAR ELA (3-8)	60%	63%	<b>TBD</b>	N/A
STAR ELA (11)	49%	75%	<b>TBD</b>	N/A
STAR Math (3-8)	57%	62%	<b>TBD</b>	N/A
STAR Math (11)	57%	79%	<b>TBD</b>	N/A



# Goal 1 Metrics- LA

## CCS of Los Angeles Scholar Engagement

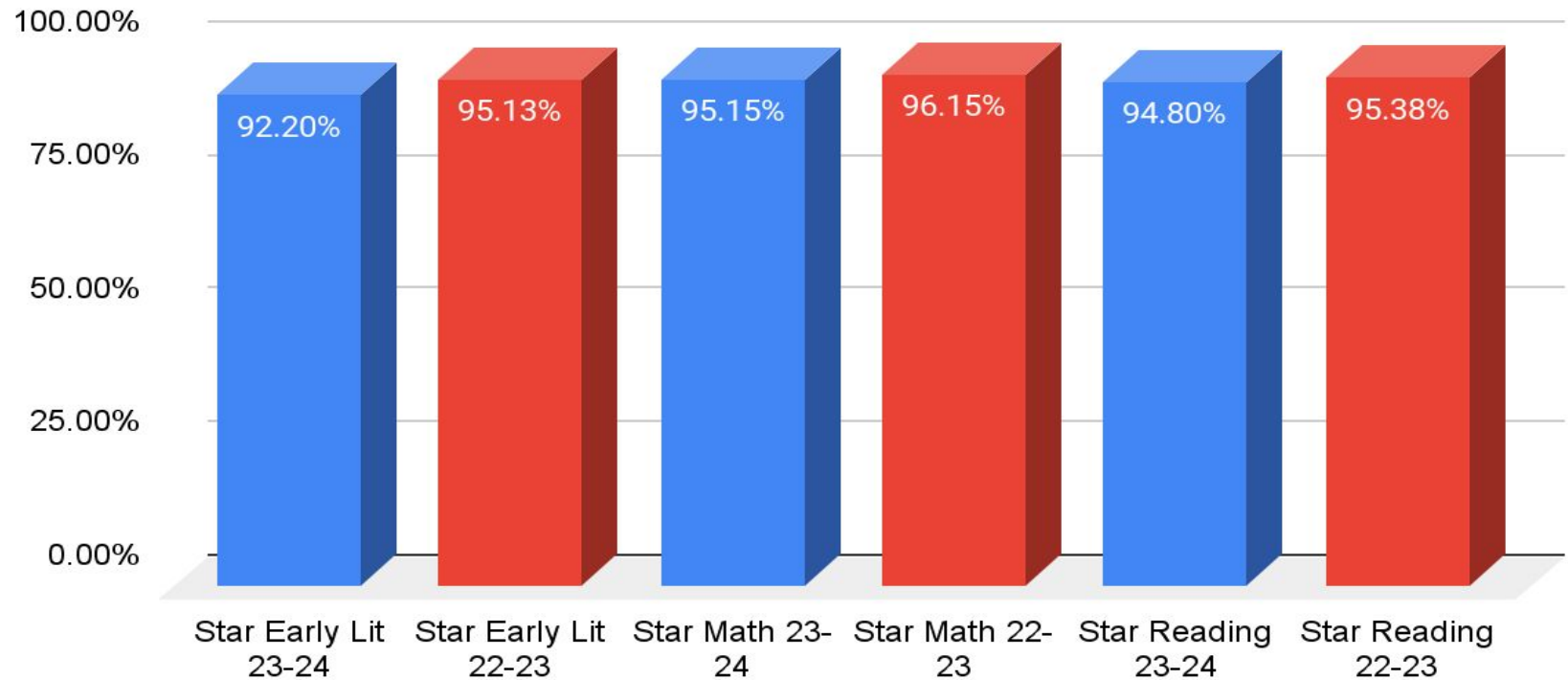
	2019	2022	2023	<b>2023-2024 Goal</b>	Status
Chronic Absenteeism	5%	7%	6%	<b>&lt;4%</b>	Not Met
Cohort Dropout Rate	53%	36%	16%	<b>&lt;15%</b>	Noth Met



# San Diego STAR Data

## STAR BOY Participation

Compass Charter Schools of San Diego



# Goal 1 Metrics-SD

CCS of **San Diego** CAASPP Results  
% of Scholars who Met or Exceeded Requirements  
Participation rate= 89%

	2019	2022	2023	2023-2024 Goal	Status
SBAC ELA (3-8)	39%	45%	48%	50%	Not Met
SBAC ELA (11)	53%	43%	53%	60%	Not Met
SBAC Math (3-8)	18%	31%	27%	30%	Not Met
SBAC Math (11)	6%	22%	13%	30%	Not Met
CAST	18%	32%	31%	25%	Met



# Goal 1 Metrics-SD

CCS of **San Diego** CAASPP Results  
% of Socio-economically Disadvantaged Scholars who  
Met or Exceeded Requirements

	2019	2022	2023	2023-2024 Goal	Status
SBAC ELA (3-8)	33%	31%	36%	<b>45%</b>	Not Met
SBAC ELA (11)	42%	38%	57%	<b>50%</b>	Met
SBAC Math (3-8)	12%	19%	17%	<b>25%</b>	Not Met
SBAC Math (11)	0	23%	17%	<b>15%</b>	Met
CAST	8%	27%	21%	<b>20%</b>	Met





# Goal 1 Metrics- SD

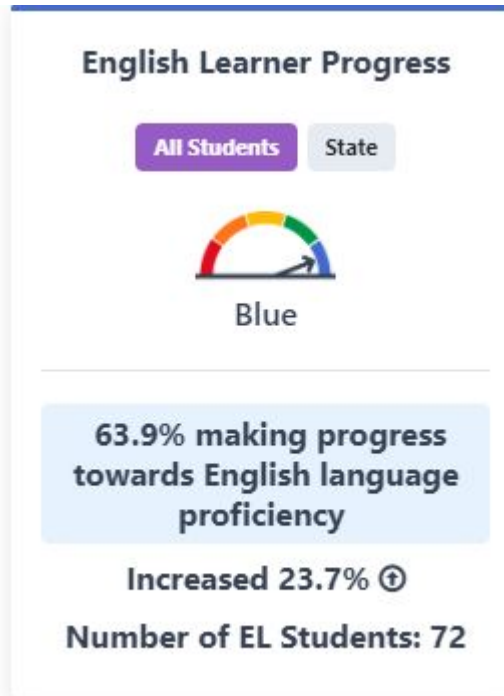
English Learner Progress Indicator (ELPI)  
% of EL scholars making progress towards English Language Proficiency

	2019	2022	2023	2023-2024 Goal	Status
ELPI %	33%	43%	64%	<b>45-54%</b>	Met
Status Level	Low	Low	High	<b>Medium</b>	Met



# Goal 1 Metrics- SD

English Learner Progress Indicator (ELPI)  
% of EL scholars making progress towards English Language Proficiency



# Goal 1 Metrics- SD

CCS of **San Diego** STAR Results  
% of Scholars who Met or Exceeded Grade Level Growth

	2022 EOY	2023 EOY	2023-2024 Goal	Status
STAR ELA (3-8)	62.3%	65%	TBD	N/A
STAR ELA (11)	52.2%	61%	TBD	N/A
STAR Math (3-8)	58.6%	62%	TBD	N/A
STAR Math (11)	56.5%	54%	TBD	N/A



# Goal 1 Metrics-SD

CCS of **San Diego** Scholar Engagement

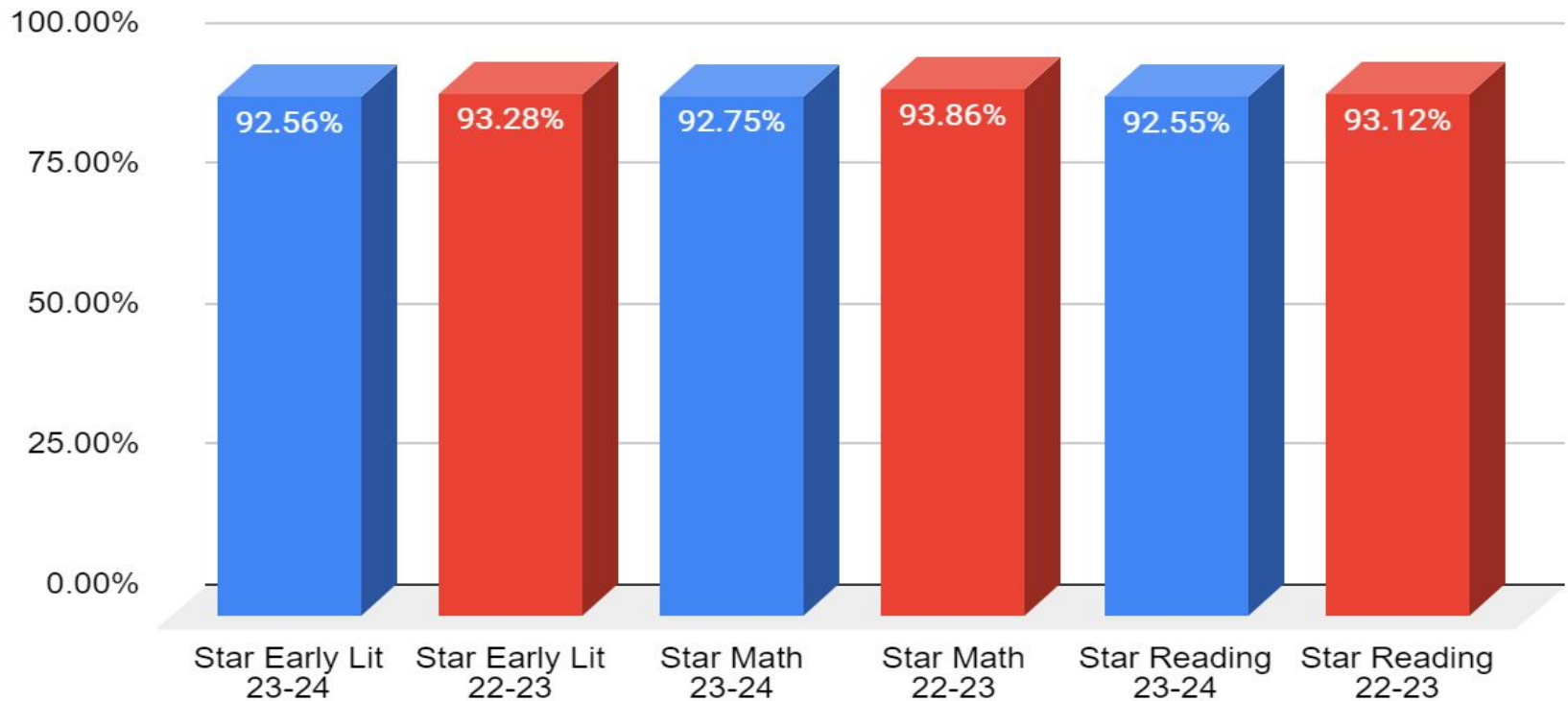
	2019	2022	2023	<b>2023-2024 Goal</b>	Status
Chronic Absenteeism	6%	3%	3%	<b>&lt;4%</b>	Met
Cohort Dropout Rate	43%	36%	23%	<b>&lt;15%</b>	Not Met



# Yolo STAR Data

## STAR BOY Participation

Compass Charter Schools of Yolo



# Goal 1 Metrics-Yolo

CCS of **Yolo** CAASPP Results  
% of Scholars who Met or Exceeded Requirements  
Participation Rate=77%

	2019	2022	2023	2023-2024 Goal	Status
SBAC ELA (3-8)	39%	48%	52%	<b>50%</b>	Met
SBAC ELA (11)	53%	62%	48%	<b>60%</b>	Not Met
SBAC Math (3-8)	18%	34%	34%	<b>30%</b>	Met
SBAC Math (11)	6%	46%	32%	<b>30%</b>	Met
CAST	18%	45%	38%	<b>25%</b>	Met



# Goal 1 Metrics-Yolo

CCS of **Yolo** CAASPP Results  
% of Socio-economically Disadvantaged Scholars who  
Met or Exceeded Requirements

	2019	2022	2023	2023-2024 Goal	Status
SBAC ELA (3-8)	33%	35%	34%	<b>45%</b>	Not Met
SBAC ELA (11)	42%	67%	30%	<b>50%</b>	Not Met
SBAC Math (3-8)	12%	27%	18%	<b>25%</b>	Not Met
SBAC Math (11)	0	44%	11%	<b>15%</b>	Not Met
CAST	8%	29%	21%	<b>20%</b>	Met



# Goal 1 Metrics-Yolo

## CCS of Yolo STAR Results

% of Scholars who Met or Exceeded Grade Level Growth

	2022 EOY	2023 EOY	2023-2024 Goal	Status
STAR ELA (3-8)	71%	63%	TBD	N/A
STAR ELA (11)	60%	75%	TBD	N/A
STAR Math (3-8)	63%	61%	TBD	N/A
STAR Math (11)	53%	54%	TBD	N/A





# Goal 1 Metrics-Yolo

## CCS of Yolo Scholar Engagement

	2019	2022	2023	<b>2023-2024 Goal</b>	Status
Chronic Absenteeism	6%	3%	2%	<b>&lt;4%</b>	Goal Met
Cohort Dropout Rate	43%	26%	11%	<b>&lt;15%</b>	Goal Met



# Goal 1 Summary of Actions

## Status= Fully Implemented

Credentialed teachers for all scholars

Multi-tiered System of Support Interventions  
(tutoring, additional supports)

Access to core curriculum that meets state standards

Onboarding for new staff

AVID Program

Professional Learning for staff

Orientation for scholars and leadership coaches

Professional Learning for leaders

Supports for youth in the foster care system and those experiencing homelessness.

Supports for scholars who are of low socioeconomic status

Targeted interventions for English Learners

Targeted interventions for Students with Disabilities



# Goal 2 Metrics

**Increase scholar and parent engagement/Involvement.**

## **Metrics**

### **State**

Attendance Rates

Suspension Rate

### **Local**

Engagement Offering Satisfaction

Parent Advisory Council

Parent Participation in Academic Learning Activities

Participation in Annual Satisfaction/LCAP Survey

Scholar Participation in Academic Learning Activities

Scholar Leadership Council

# Goal 2 Metrics- LA

## CCS of Los Angeles Attendance and Suspension Rates

	2019- 2020	2021-2022	2022-2023	<b>2023-2024 Goal</b>	Status
Attendance Rates	95%	97%	98%	<b>95%</b>	Met
Suspension rate	0	0	0	<b>0</b>	Met



# Goal 2 Metrics- LA

## CCS of Los Angeles Parent and Scholar Engagement

	2019-2020	2021-2022	2022-2023	2023-2024 Goal	Status
Parent Advisory Meetings	4	5	6	4	Met
Scholar Leadership Council Meetings	7	10	9	7	Met
Parent Participation in academic monitoring	69%	87%	94%	>90%	Met
Scholar Participation in Academic Learning Activities	N/A	50% participation in >30% synch	47% participation in >30% synch	>90%	Not Met
Participation in LCAP Survey		32% Scholars 40% Parents 38% Staff	30% Scholars 33% Parents 37% Staff	TBD	Not Determined



# Goal 2 Metrics- SD

## CCS of San Diego Attendance and Suspension Rates

	2019- 2020	2021-2022	2022-2023	<b>2023-2024 Goal</b>	Status
Attendance Rates	95%	97%	99%	<b>95%</b>	Goal Met
Suspension rate	0	0	0	<b>0</b>	Goal Met



# Goal 2 Metrics- SD

## CCS of **San Diego** Parent and Scholar Engagement

	2019-2020	2021-2022	2022-2023	2023-2024 Goal	Status
Parent Advisory Meetings	4	5	6	4	Met
Scholar Leadership Council Meetings	7	10	9	7	Met
Parent Participation in academic monitoring	69%	87%	95%	>90%	Met
Scholar Participation in Academic Learning Activities	N/A	50% participation in >30% synch	47% participation in >30% synch	>90%	Not Met
Participation in LCAP Survey		32% Scholars 40% Parents 38% Staff	30% Scholars 33% Parents 37% Staff	TBD	Not Determined



# Goal 2 Metrics- Yolo

## CCS of Yolo Attendance and Suspension Rates

	2019- 2020	2021-2022	2022-2023	<b>2023-2024 Goal</b>	Status
Attendance Rates	95%	97%	99%	<b>95%</b>	Goal Exceeded
Suspension rate	0	0	0	<b>0</b>	Goal Met





# Goal 2 Metrics- Yolo

## CCS of Yolo Parent and Scholar Engagement

	2020	2022	2023	2023-2024 Goal	Status
Parent Advisory Meetings	4	5	6	4	Met
Scholar Leadership Council Meetings	7	10	9	7	Met
Parent Participation in academic monitoring	69%	87%	95%	>90%	Met
Scholar Participation in Academic Learning Activities	N/A	50% participation in >30% synch	47% participation in >30% synch	>90%	Not Met
Participation in LCAP Survey		32% Scholars 40% Parents 38% Staff	30% Scholars 33% Parents 37% Staff	TBD	Not Determined



# Goal 2 Summary of Actions

## Status= Fully Implemented

Learning Coach Academy

Summer Sessions

Synchronous Live Sessions

Social Emotional Learning Groups

Scholar Celebrations

Scholar Recognition

Staff Development - Professional Learning

Parent Recognition

Scholar Extra-Curricular Activities

Community Service Opportunities

Scholar Enrichment

Parent Enrichment

School Communication

Technology Access

Military-Connected Support



# Goal 3 Metrics

**Increase scholar academic achievement as measured by state and local indicators**

## **State Metrics**

Graduation Rate

Graduates A-G Course Completion

Concurrent Enrollment

Scholars "Prepared" for College/Career

# Goal 3 Metrics- LA

## Compass **Los Angeles** Graduation Rate

	2019	2022	2023	<b>2023-2024 Goal</b>	Status
Graduation Rate	53%	65%	62%	<b>65%</b>	Not Met
Graduates A-G Course Completion	10%	17%	28%	<b>30%</b>	Not Met
Concurrent Enrollment	8%	29%	20%	<b>20%</b>	Met
Scholars Prepared for College and Career	16%	Not reported	23%	<b>25%</b>	Not Met



# Goal 3 Metrics-SD

## CCS of **San Diego** Graduation Rate

	2020	2022	2023	<b>2023-2024 Goal</b>	Status
Graduation Rate	52.5%	63.8%	61%	<b>65%</b>	Not Met
Graduates A-G Course Completion	10%	17%	14%	<b>30%</b>	Not Met
Concurrent Enrollment	7.8%	29%	15%	<b>20%</b>	Not Met
Scholars Prepared for College and Career	15.7%	Not reported	25%	<b>25%</b>	Met



# Goal 3 Metrics- Yolo

## CCS of Yolo Graduation Rate

	2020	2022	2023	2023-2024 Goal	Status
Graduation Rate	53%	65%	86%*	65%	Met
Graduates A-G Course Completion	10%	17%	6%	30%	Not Met
Concurrent Enrollment	8%	29%	27%	20%	Met
Scholars Prepared for College and Career	16%	Not reported	37%*	25%	Met

\*No performance color was given on the dashboard because there were fewer than 30 scholars included.



# Goal 3 Summary of Actions

## Status= Fully Implemented

Summer Accelerated Courses

Access to A-G approved courses

Summer Tutoring

Dual Enrollment Opportunities

AVID Elective Course

Staff Development - Professional Learning

Family College Awareness/Preparation

Partnerships with organizations for financial aid, college tours, etc.

## Status= Partially Implemented

Adopt the American School Counselor Association model



# Goal 4 Metrics

**Increase college and career readiness for scholars in high school as evidenced by state and local indicators**

## **Metrics**

### **Local**

Accelerated Course Options Program  
(ACOP)

### **State**

Extended Graduation (5+ years to earn  
diploma)



# Goal 4 Metrics- LA

## CCS of Los Angeles

	2020	2022	2023	2023-2024 Goal	Status
Accelerated Course Options Program (ACOP)	12%	25%	26%	60%	Not Met
Extended Graduation	3%	13%	13%	0	Not Met



# Goal 4 Metrics- SD

CCS of **San Diego**

	2020	2022	2023	2023-2024 Goal	Status
Accelerated Course Options Program (ACOP)	17%	28%	29%	60%	Not Met
Extended Graduation	7%	7%	4%	0	Not Met



# Goal 4 Metrics- Yolo

## CCS of Yolo

	2020	2022	2023	2023-2024 Goal	Status
Accelerated Course Options Program (ACOP)	29%	28%	22%	60%	Not Met
Extended Graduation	6%	11%	13%	0	Not Met



# Goal 4 Summary of Actions

## Status= Fully Implemented

Multi-tiered support interventions

Extended graduation plan

Summer session for identified scholars

Staff Professional Learning

Access to the Accelerated Course Options Program



# Mid-year Budget Overview

The Mid-Year LCAP reports include detailed information about year-to-date expenditures for each action item. Upon review of the mid-year numbers, we found that we are on track to meet our projected expenditures for our goals.

The leadership team is reviewing any expenditures that have not yet been allocated and identifying areas where expenditures have exceeded the projected amount.

Any changes to these amounts will be reflected in the Annual LCAP report.



# Questions?



Contact:

Elizabeth Brenner | Superintendent & CEO

(805) 358-4761

[ebrenner@compasscharters.org](mailto:ebrenner@compasscharters.org)

