



Compass Charter Schools

**Local Control Accountability Plan (LCAP)
Mid-year Update
Parent Advisory Committee
January 19, 2024**



Our Mission and Vision

Our mission is to inspire and develop innovative, creative, self-directed learners, one scholar at a time.

Our vision is to create a collaborative virtual learning community, inspiring scholars to appreciate the ways in which arts and sciences nurture a curiosity for life-long learning, and prepare scholars to take responsibility for their future success.



OUR ARTIC VALUES



Achievement

Engage in and take charge of your learning.



Respect

Be respectful in all interactions with fellow scholars, learning coaches, faculty, and staff.



Teamwork

Work cooperatively with all persons involved in your education. "Teamwork makes the Dream work."



Integrity

Behave following strong ethical principles, values, and academic honesty.



Communication

Frequently and proactively communicate with all persons involved in your education.



What is the LCAP?

The Local Control Accountability Plan (LCAP) is a three-year plan that describes the goals, actions, services, and expenditures to support positive student outcomes that address state and local priorities. The LCAP provides an opportunity for Local Education Agencies (LEAs) (county office of education [COE], school districts and charter schools) to share their stories of how, what, and why programs and services are selected to meet their local needs.



The State Priorities

Priority 1: Basic

Priority 2: Implementation of State Standards

Priority 3: Parental Involvement and Family Engagement

Priority 4: Student Achievement

Priority 5: Student Engagement

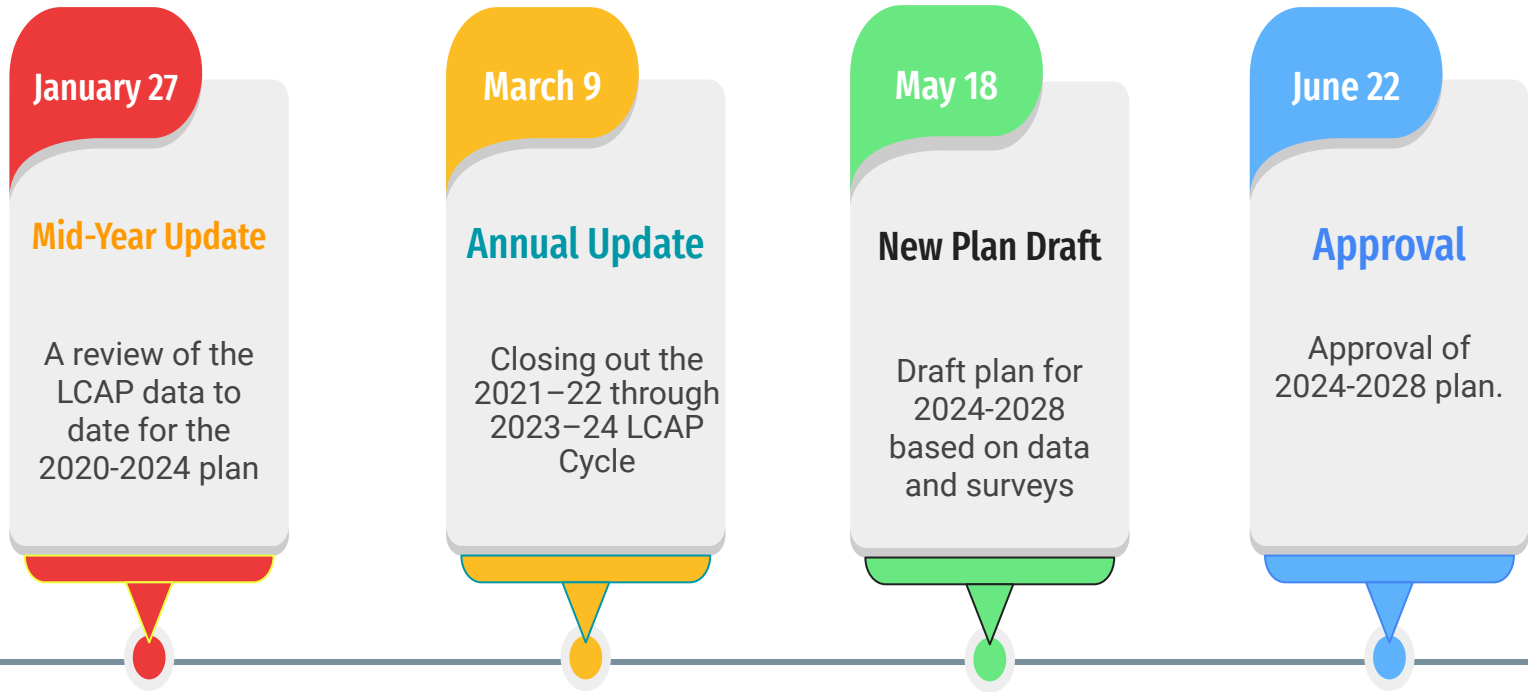
Priority 6: School Climate

Priority 7: Course Access

Priority 8: Pupil Outcomes



Compass Board of Directors LCAP Timeline



Compass Goals

Goal #	Goal Description	State Priority
1	Increase scholar academic achievement in core academic subjects.	4, 7
2	Increase scholar and parent engagement/involvement.	3,5
3	Increase college and career readiness for scholars.	4,8
4	Ensure that at-promise scholars are making progress toward earning a high school diploma.	4,5

Goal 1 Metrics

Increase scholar academic achievement in core academic subjects

Metrics

State

SBAC ELA

SBAC Math

CA Science Test (CAST)

Dropout Rate

Chronic Absenteeism

Local

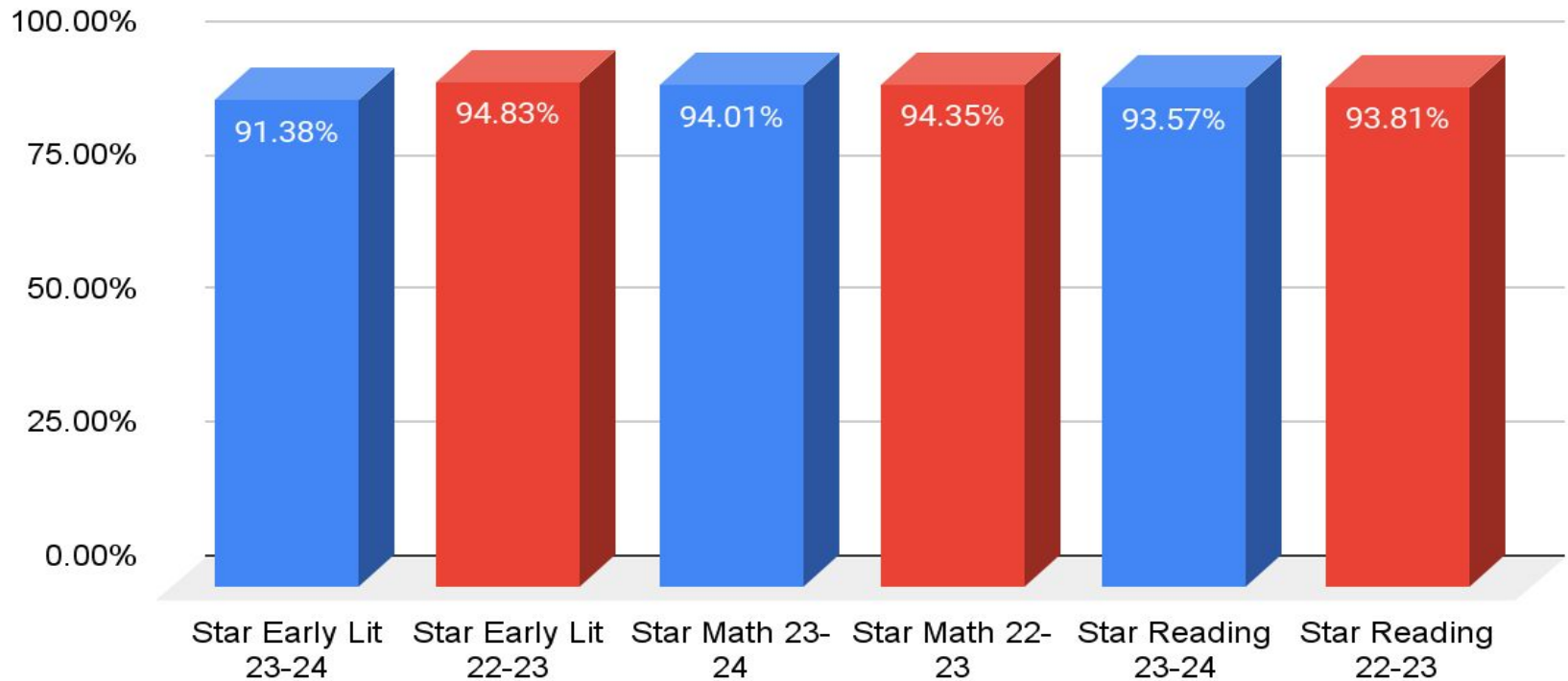
Internal Star ELA Assessment

Internal Star Math Assessment

Los Angeles STAR Data

STAR BOY Participation

Compass Charter Schools of Los Angeles



Goal 1 Metrics- LA

CCS of **Los Angeles** CAASPP Results
% of Scholars who Met or Exceeded Requirements
Participation rate= 84%

	2019	2022	2023	2023-2024 Goal	Status
SBAC ELA (3-8)	39%	40%	38%	50%	Not Met
SBAC ELA (11)	53%	52%	63%	60%	Met
SBAC Math (3-8)	18%	24%	28%	30%	Not Met
SBAC Math (11)	6%	18%	28%	30%	Not Met
CAST	18%	27%	32%	25%	Met



Goal 1 Metrics- LA

CCS of **Los Angeles** CAASPP Results
% of Socio-economically Disadvantaged Scholars who
Met or Exceeded Requirements

	2019	2022	2023	2023-2024 Goal	Status
SBAC ELA (3-8)	33%	36%	33%	45%	Not Met
SBAC ELA (11)	42%	43%	58%	50%	Met
SBAC Math (3-8)	12%	18%	21%	25%	Not Met
SBAC Math (11)	0	21%	25%	15%	Met
CAST	8%	25%	21%	20%	Met



Goal 1 Metrics- LA

CCS of **Los Angeles** STAR Results
% of Scholars who Met or Exceeded Grade Level Growth (SGP)

	2022 EOY	2023 EOY	2023-2024 Goal	Status
STAR ELA (3-8)	60%	63%	TBD	N/A
STAR ELA (11)	49%	75%	TBD	N/A
STAR Math (3-8)	57%	62%	TBD	N/A
STAR Math (11)	57%	79%	TBD	N/A



Goal 1 Metrics- LA

CCS of Los Angeles Scholar Engagement

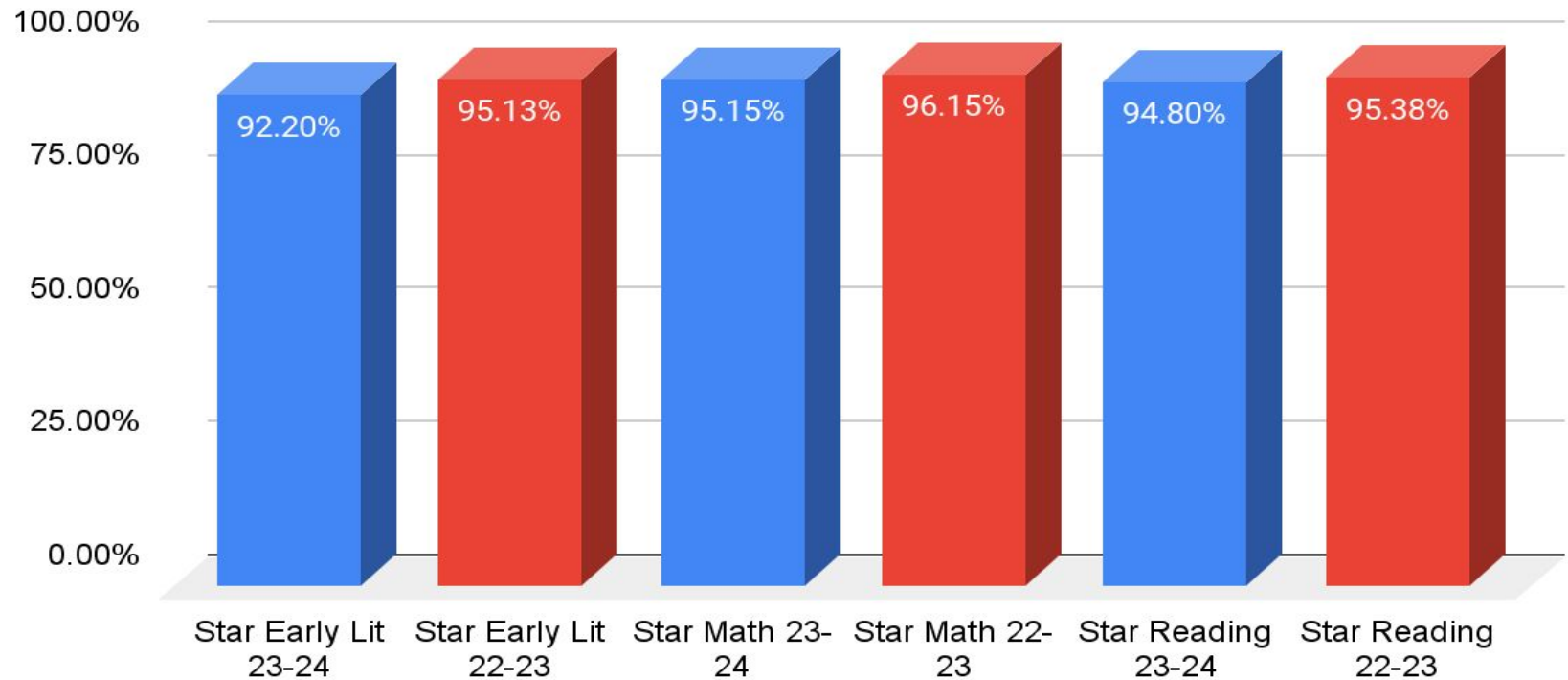
	2019	2022	2023	2023-2024 Goal	Status
Chronic Absenteeism	5%	7%	6%	<4%	Not Met
Cohort Dropout Rate	53%	36%	16%	<15%	Noth Met



San Diego STAR Data

STAR BOY Participation

Compass Charter Schools of San Diego



Goal 1 Metrics-SD

CCS of **San Diego** CAASPP Results
% of Scholars who Met or Exceeded Requirements
Participation rate= 89%

	2019	2022	2023	2023-2024 Goal	Status
SBAC ELA (3-8)	39%	45%	48%	50%	Not Met
SBAC ELA (11)	53%	43%	53%	60%	Not Met
SBAC Math (3-8)	18%	31%	27%	30%	Not Met
SBAC Math (11)	6%	22%	13%	30%	Not Met
CAST	18%	32%	31%	25%	Met



Goal 1 Metrics-SD

CCS of **San Diego** CAASPP Results
% of Socio-economically Disadvantaged Scholars who
Met or Exceeded Requirements

	2019	2022	2023	2023-2024 Goal	Status
SBAC ELA (3-8)	33%	31%	36%	45%	Not Met
SBAC ELA (11)	42%	38%	57%	50%	Met
SBAC Math (3-8)	12%	19%	17%	25%	Not Met
SBAC Math (11)	0	23%	17%	15%	Met
CAST	8%	27%	21%	20%	Met



Goal 1 Metrics- SD

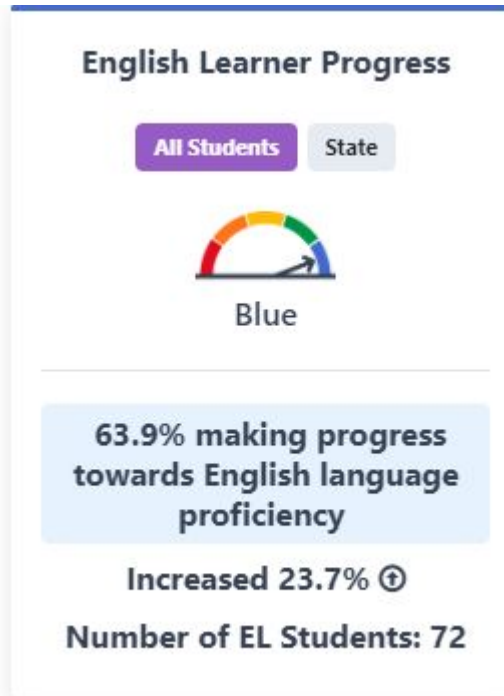
English Learner Progress Indicator (ELPI)
% of EL scholars making progress towards English Language Proficiency

	2019	2022	2023	2023-2024 Goal	Status
ELPI %	33%	43%	64%	45-54%	Met
Status Level	Low	Low	High	Medium	Met



Goal 1 Metrics- SD

English Learner Progress Indicator (ELPI)
% of EL scholars making progress towards English Language Proficiency



Goal 1 Metrics- SD

CCS of **San Diego** STAR Results
% of Scholars who Met or Exceeded Grade Level Growth

	2022 EOY	2023 EOY	2023-2024 Goal	Status
STAR ELA (3-8)	62.3%	65%	TBD	N/A
STAR ELA (11)	52.2%	61%	TBD	N/A
STAR Math (3-8)	58.6%	62%	TBD	N/A
STAR Math (11)	56.5%	54%	TBD	N/A



Goal 1 Metrics-SD

CCS of **San Diego** Scholar Engagement

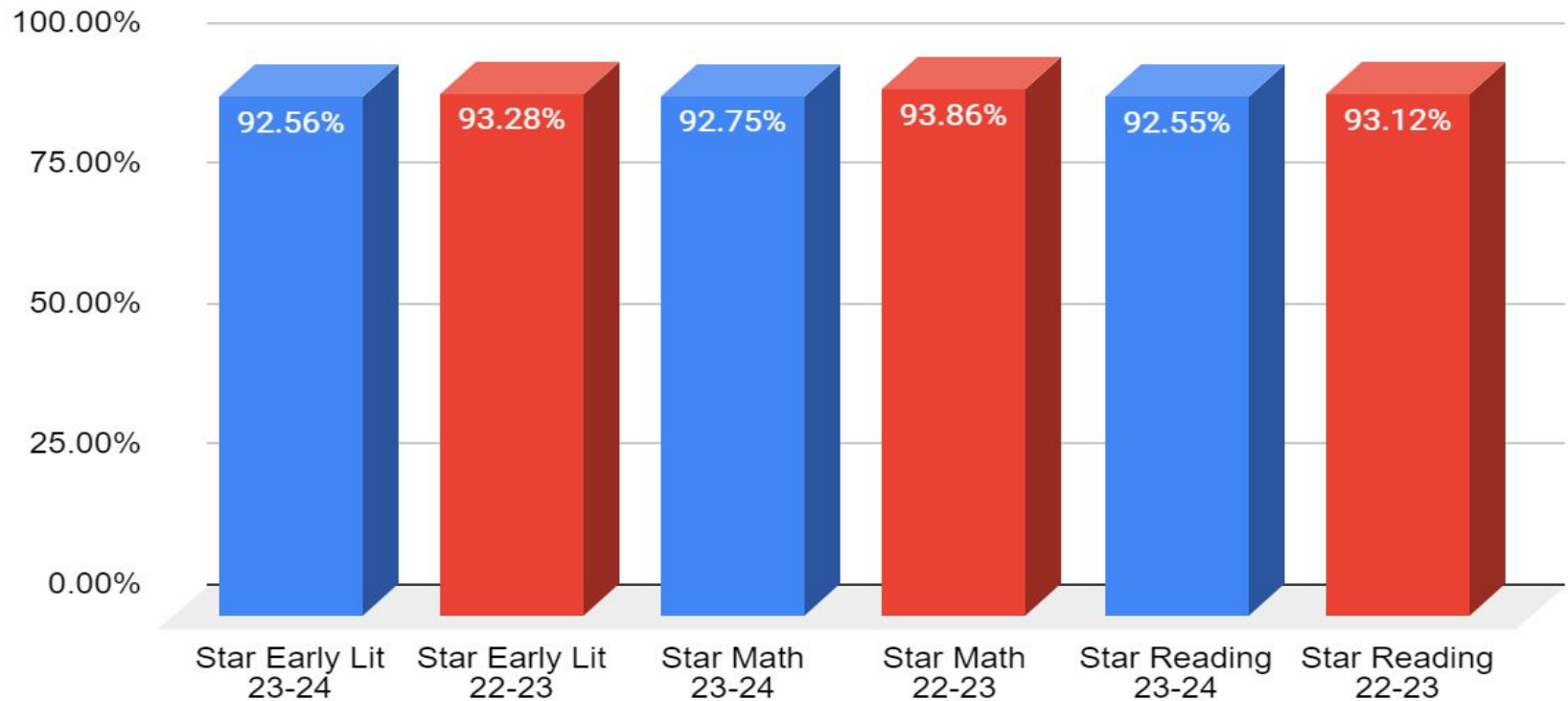
	2019	2022	2023	2023-2024 Goal	Status
Chronic Absenteeism	6%	3%	3%	<4%	Met
Cohort Dropout Rate	43%	36%	23%	<15%	Not Met



Yolo STAR Data

STAR BOY Participation

Compass Charter Schools of Yolo



Goal 1 Metrics-Yolo

CCS of **Yolo** CAASPP Results
% of Scholars who Met or Exceeded Requirements
Participation Rate=77%

	2019	2022	2023	2023-2024 Goal	Status
SBAC ELA (3-8)	39%	48%	52%	50%	Met
SBAC ELA (11)	53%	62%	48%	60%	Not Met
SBAC Math (3-8)	18%	34%	34%	30%	Met
SBAC Math (11)	6%	46%	32%	30%	Met
CAST	18%	45%	38%	25%	Met



Goal 1 Metrics-Yolo

CCS of **Yolo** CAASPP Results
% of Socio-economically Disadvantaged Scholars who
Met or Exceeded Requirements

	2019	2022	2023	2023-2024 Goal	Status
SBAC ELA (3-8)	33%	35%	34%	45%	Not Met
SBAC ELA (11)	42%	67%	30%	50%	Not Met
SBAC Math (3-8)	12%	27%	18%	25%	Not Met
SBAC Math (11)	0	44%	11%	15%	Not Met
CAST	8%	29%	21%	20%	Met



Goal 1 Metrics-Yolo

CCS of Yolo STAR Results

% of Scholars who Met or Exceeded Grade Level Growth

	2022 EOY	2023 EOY	2023-2024 Goal	Status
STAR ELA (3-8)	71%	63%	TBD	N/A
STAR ELA (11)	60%	75%	TBD	N/A
STAR Math (3-8)	63%	61%	TBD	N/A
STAR Math (11)	53%	54%	TBD	N/A



Goal 1 Metrics-Yolo

CCS of Yolo Scholar Engagement

	2019	2022	2023	2023-2024 Goal	Status
Chronic Absenteeism	6%	3%	2%	<4%	Goal Met
Cohort Dropout Rate	43%	26%	11%	<15%	Goal Met



Goal 1 Summary of Actions

Status= Fully Implemented

Credentialed teachers for all scholars

Multi-tiered System of Support Interventions
(tutoring, additional supports)

Access to core curriculum that meets state
standards

Onboarding for new staff

AVID Program

Professional Learning for staff

Orientation for scholars and leadership coaches

Professional Learning for leaders

Supports for youth in the foster care system and
those experiencing homelessness.

Supports for scholars who are of low
socioeconomic status

Targeted interventions for English Learners

Targeted interventions for Students with
Disabilities



Goal 2 Metrics

Increase scholar and parent engagement/Involvement.

Metrics

State

Attendance Rates

Suspension Rate

Local

Engagement Offering Satisfaction

Parent Advisory Council

Parent Participation in Academic Learning Activities

Participation in Annual Satisfaction/LCAP Survey

Scholar Participation in Academic Learning Activities

Scholar Leadership Council

Goal 2 Metrics- LA

CCS of Los Angeles Attendance and Suspension Rates

	2019- 2020	2021-2022	2022-2023	2023-2024 Goal	Status
Attendance Rates	95%	97%	98%	95%	Met
Suspension rate	0	0	0	0	Met



Goal 2 Metrics- LA

CCS of Los Angeles Parent and Scholar Engagement

	2019-2020	2021-2022	2022-2023	2023-2024 Goal	Status
Parent Advisory Meetings	4	5	6	4	Met
Scholar Leadership Council Meetings	7	10	9	7	Met
Parent Participation in academic monitoring	69%	87%	94%	>90%	Met
Scholar Participation in Academic Learning Activities	N/A	50% participation in >30% synch	47% participation in >30% synch	>90%	Not Met
Participation in LCAP Survey		32% Scholars 40% Parents 38% Staff	30% Scholars 33% Parents 37% Staff	TBD	Not Determined



Goal 2 Metrics- SD

CCS of San Diego Attendance and Suspension Rates

	2019- 2020	2021-2022	2022-2023	2023-2024 Goal	Status
Attendance Rates	95%	97%	99%	95%	Goal Met
Suspension rate	0	0	0	0	Goal Met



Goal 2 Metrics- SD

CCS of **San Diego** Parent and Scholar Engagement

	2019-2020	2021-2022	2022-2023	2023-2024 Goal	Status
Parent Advisory Meetings	4	5	6	4	Met
Scholar Leadership Council Meetings	7	10	9	7	Met
Parent Participation in academic monitoring	69%	87%	95%	>90%	Met
Scholar Participation in Academic Learning Activities	N/A	50% participation in >30% synch	47% participation in >30% synch	>90%	Not Met
Participation in LCAP Survey		32% Scholars 40% Parents 38% Staff	30% Scholars 33% Parents 37% Staff	TBD	Not Determined



Goal 2 Metrics- Yolo

CCS of Yolo Attendance and Suspension Rates

	2019- 2020	2021-2022	2022-2023	2023-2024 Goal	Status
Attendance Rates	95%	97%	99%	95%	Goal Exceeded
Suspension rate	0	0	0	0	Goal Met



Goal 2 Metrics- Yolo

CCS of Yolo Parent and Scholar Engagement

	2020	2022	2023	2023-2024 Goal	Status
Parent Advisory Meetings	4	5	6	4	Met
Scholar Leadership Council Meetings	7	10	9	7	Met
Parent Participation in academic monitoring	69%	87%	95%	>90%	Met
Scholar Participation in Academic Learning Activities	N/A	50% participation in >30% synch	47% participation in >30% synch	>90%	Not Met
Participation in LCAP Survey		32% Scholars 40% Parents 38% Staff	30% Scholars 33% Parents 37% Staff	TBD	Not Determined



Goal 2 Summary of Actions

Status= Fully Implemented

Learning Coach Academy

Summer Sessions

Synchronous Live Sessions

Social Emotional Learning Groups

Scholar Celebrations

Scholar Recognition

Staff Development - Professional Learning

Parent Recognition

Scholar Extra-Curricular Activities

Community Service Opportunities

Scholar Enrichment

Parent Enrichment

School Communication

Technology Access

Military-Connected Support



Goal 3 Metrics

Increase scholar academic achievement as measured by state and local indicators

State Metrics

Graduation Rate

Graduates A-G Course Completion

Concurrent Enrollment

Scholars "Prepared" for College/Career

Goal 3 Metrics- LA

Compass **Los Angeles** Graduation Rate

	2019	2022	2023	2023-2024 Goal	Status
Graduation Rate	53%	65%	62%	65%	Not Met
Graduates A-G Course Completion	10%	17%	28%	30%	Not Met
Concurrent Enrollment	8%	29%	20%	20%	Met
Scholars Prepared for College and Career	16%	Not reported	23%	25%	Not Met



Goal 3 Metrics-SD

CCS of **San Diego** Graduation Rate

	2020	2022	2023	2023-2024 Goal	Status
Graduation Rate	52.5%	63.8%	61%	65%	Not Met
Graduates A-G Course Completion	10%	17%	14%	30%	Not Met
Concurrent Enrollment	7.8%	29%	15%	20%	Not Met
Scholars Prepared for College and Career	15.7%	Not reported	25%	25%	Met



Goal 3 Metrics- Yolo

CCS of Yolo Graduation Rate

	2020	2022	2023	2023-2024 Goal	Status
Graduation Rate	53%	65%	86%*	65%	Met
Graduates A-G Course Completion	10%	17%	6%	30%	Not Met
Concurrent Enrollment	8%	29%	27%	20%	Met
Scholars Prepared for College and Career	16%	Not reported	37%*	25%	Met

*No performance color was given on the dashboard because there were fewer than 30 scholars included.



Goal 3 Summary of Actions

Status= Fully Implemented

Summer Accelerated Courses

Access to A-G approved courses

Summer Tutoring

Dual Enrollment Opportunities

AVID Elective Course

Staff Development - Professional Learning

Family College Awareness/Preparation

Partnerships with organizations for financial aid, college tours, etc.

Status= Partially Implemented

Adopt the American School Counselor Association model



Goal 4 Metrics

Increase college and career readiness for scholars in high school as evidenced by state and local indicators

Metrics

Local

Accelerated Course Options Program
(ACOP)

State

Extended Graduation (5+ years to earn
diploma)

Goal 4 Metrics- LA

CCS of Los Angeles

	2020	2022	2023	2023-2024 Goal	Status
Accelerated Course Options Program (ACOP)	12%	25%	26%	60%	Not Met
Extended Graduation	3%	13%	13%	0	Not Met



Goal 4 Metrics- SD

CCS of **San Diego**

	2020	2022	2023	2023-2024 Goal	Status
Accelerated Course Options Program (ACOP)	17%	28%	29%	60%	Not Met
Extended Graduation	7%	7%	4%	0	Not Met



Goal 4 Metrics- Yolo

CCS of Yolo

	2020	2022	2023	2023-2024 Goal	Status
Accelerated Course Options Program (ACOP)	29%	28%	22%	60%	Not Met
Extended Graduation	6%	11%	13%	0	Not Met



Goal 4 Summary of Actions

Status= Fully Implemented

Multi-tiered support interventions

Extended graduation plan

Summer session for identified scholars

Staff Professional Learning

Access to the Accelerated Course Options Program



Mid-year Budget Overview

The Mid-Year LCAP reports include detailed information about year-to-date expenditures for each action item. Upon review of the mid-year numbers, we found that we are on track to meet our projected expenditures for our goals.

The leadership team is reviewing any expenditures that have not yet been allocated and identifying areas where expenditures have exceeded the projected amount.

Any changes to these amounts will be reflected in the Annual LCAP report.



Questions?



Contact:

Elizabeth Brenner | Superintendent & CEO

(805) 358-4761

ebrenner@compasscharters.org

