



Compass Charter Schools

Local Control Accountability Plan (LCAP) Update

March 14, 2023

Our Mission and Vision

MISSION STATEMENT

Our mission is to inspire and develop innovative, creative, self-directed learners, one scholar at a time.


VISION STATEMENT

Our vision is to create a collaborative virtual learning community, inspiring scholars to appreciate the ways in which arts and sciences nurture a curiosity for life-long learning, and prepare scholars to take responsibility for their future success.



Our Values

COMPASS CHARTERS

-  **A**chievement: Engage in and take charge of your learning.
-  **R**espect: Be respectful in all interactions with fellow scholars, learning coaches, faculty, and staff.
-  **T**eamwork: Work cooperatively with all persons involved in your education. *Teamwork makes the Dreamwork*
-  **I**ntegrity: Behave following strong ethical principles, values and academic honesty.
-  **C**ommunication: Frequently and proactively communicate with all persons involved in your education



What is the LCAP?

The Local Control Accountability Plan (LCAP) is a three-year plan that describes the goals, actions, services, and expenditures to support positive student outcomes that address state and local priorities. The LCAP provides an opportunity for Local Education Agencies (LEAs) (county office of education [COE], school districts and charter schools) to share their stories of how, what, and why programs and services are selected to meet their local needs.



The State Priorities

Priority 1: Basic

Priority 2: Implementation of State Standards

Priority 3: Parental Involvement and Family Engagement

Priority 4: Student Achievement

Priority 5: Student Engagement

Priority 6: School Climate

Priority 7: Course Access

Priority 8: Pupil Outcomes



Compass Goals

Goal #	Goal Description	State Priority
1	Increase scholar academic achievement in core academic subjects.	4, 7
2	Increase scholar and parent engagement/involvement.	3,5
3	Increase college and career readiness for scholars.	4,8
4	Ensure that at-promise scholars are making progress toward earning a high school diploma.	4,5



Goal 1 Metrics

Increase scholar academic achievement in core academic subjects

Metrics

State

SBAC ELA

SBAC Math

CA Science Test (CAST)

Dropout Rate

Chronic Absenteeism

Local

Internal Star ELA Assessment

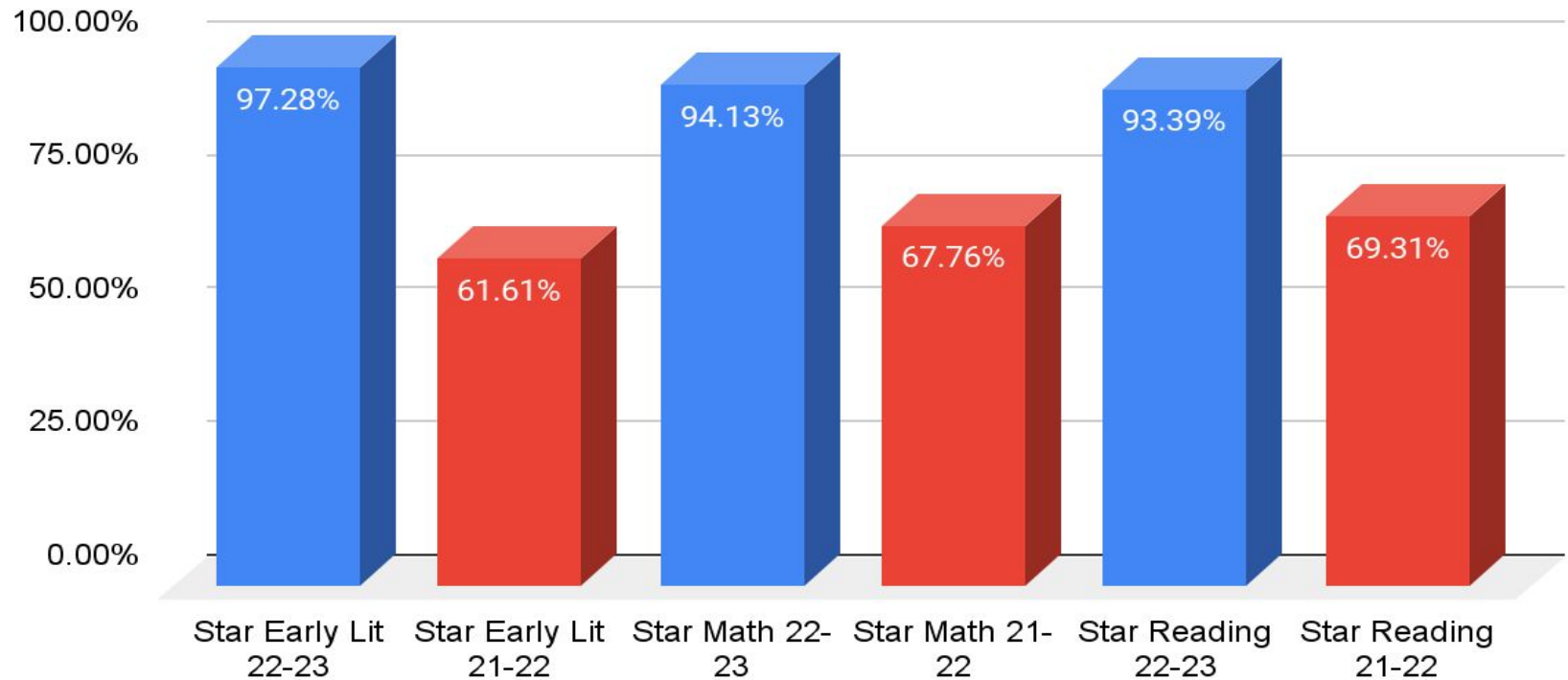
Internal Star Math Assessment



Los Angeles STAR Data

STAR MOY Participation

Compass Charter Schools of Los Angeles



Goal 1 Metrics

CCS of Los Angeles CAASPP Results
% of Scholars who Met or Exceeded Requirements

	2019	2022	2023-2024 Goal	Status
SBAC ELA (3-8)	39%	39.6%	50%	Growth Towards Goal
SBAC ELA (11)	53%	52.5%	60%	Decline
SBAC Math (3-8)	18%	23.74%	30%	Growth Towards Goal
SBAC Math (11)	6%	18.42%	30%	Growth Towards Goal
CAST	18%	26.6%	25%	Goal exceeded



Goal 1 Metrics

CCS of Los Angeles CAASPP Results
% of Socio-economically Disadvantaged Scholars who
Met or Exceeded Requirements

	2019	2022	2023-2024 Goal	Status
SBAC ELA (3-8)	33%	35.85%	45%	Progress Towards Goal
SBAC ELA (11)	42%	42.85%	50%	Progress Towards Goal
SBAC Math (3-8)	12%	18.01%	25%	Progress Towards Goal
SBAC Math (11)	0	21.43%	15%	Goal Exceeded
CAST	8%	25%	20%	Goal Exceeded



Goal 1 Metrics

CCS of Los Angeles STAR Results

% of Scholars who Met or Exceeded Grade Level

Goals will be established for this metric when the spring data is available.

	2021-2022 EOY	2022-23 BOY	2023-2024 Goal	Status
STAR ELA (3-8)	48.3%	52.8%	TBD	N/A
STAR ELA (11)	50%	52.9%	TBD	N/A
STAR Math (3-8)	30.1%	51%	TBD	N/A
STAR Math (11)	25.7%	60%	TBD	N/A



Goal 1 Metrics

CCS of Los Angeles Scholar Engagement

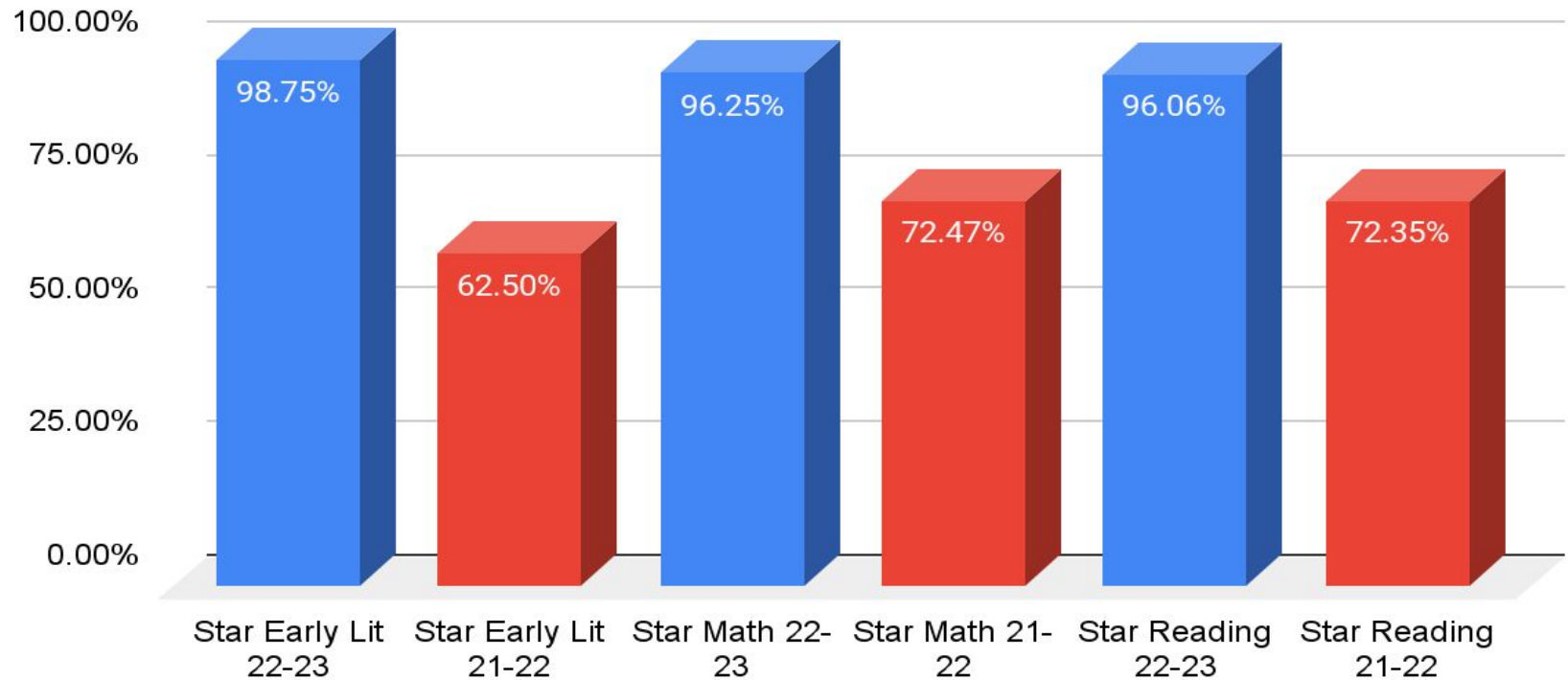
	2019	2022	2023-2024 Goal	Status
Chronic Absenteeism	5.2%	6.7%	<4%	Decline
Cohort Dropout Rate	52.5%	35.5%	15%	Progress Towards Goal



San Diego STAR Data

STAR MOY Participation

Compass Charter Schools of San Diego



Goal 1 Metrics

CCS of San Diego CAASPP Results
% of Scholars who Met or Exceeded Requirements

	2019	2022	2023-2024 Goal	Status
SBAC ELA (3-8)	39%	44.77%	50%	Growth Towards Goal
SBAC ELA (11)	53%	43.24%	60%	Declined
SBAC Math (3-8)	18%	30.95%	30%	Goal exceeded
SBAC Math (11)	6%	22.22%	30%	Growth Towards Goal
CAST	18%	32.33%	25%	Goal exceeded



Goal 1 Metrics

CCS of San Diego CAASPP Results
% of Socio-economically Disadvantaged Scholars who
Met or Exceeded Requirements

	2019	2022	2023-2024 Goal	Status
SBAC ELA (3-8)	33%	30.86%	45%	Progress Towards Goal
SBAC ELA (11)	42%	38.46%	50%	Progress Towards Goal
SBAC Math (3-8)	12%	18.86%	25%	Progress Towards Goal
SBAC Math (11)	0	23.08%	15%	Goal Exceeded
CAST	8%	27.03%	20%	Goal Exceeded



Goal 1 Metrics

CCS of San Diego STAR Results

% of Scholars who Met or Exceeded Grade Level

Goals will be established for this metric when the spring data is available.

	2021-2022 EOY	2022-23 BOY	2023-2024 Goal	Status
STAR ELA (3-8)	54.9%	53.1%	TBD	N/A
STAR ELA (11)	55.2%	42.6%	TBD	N/A
STAR Math (3-8)	32.3%	52.2%	TBD	N/A
STAR Math (11)	33.1%	40.8%	TBD	N/A



Goal 1 Metrics

CCS of San Diego Scholar Engagement

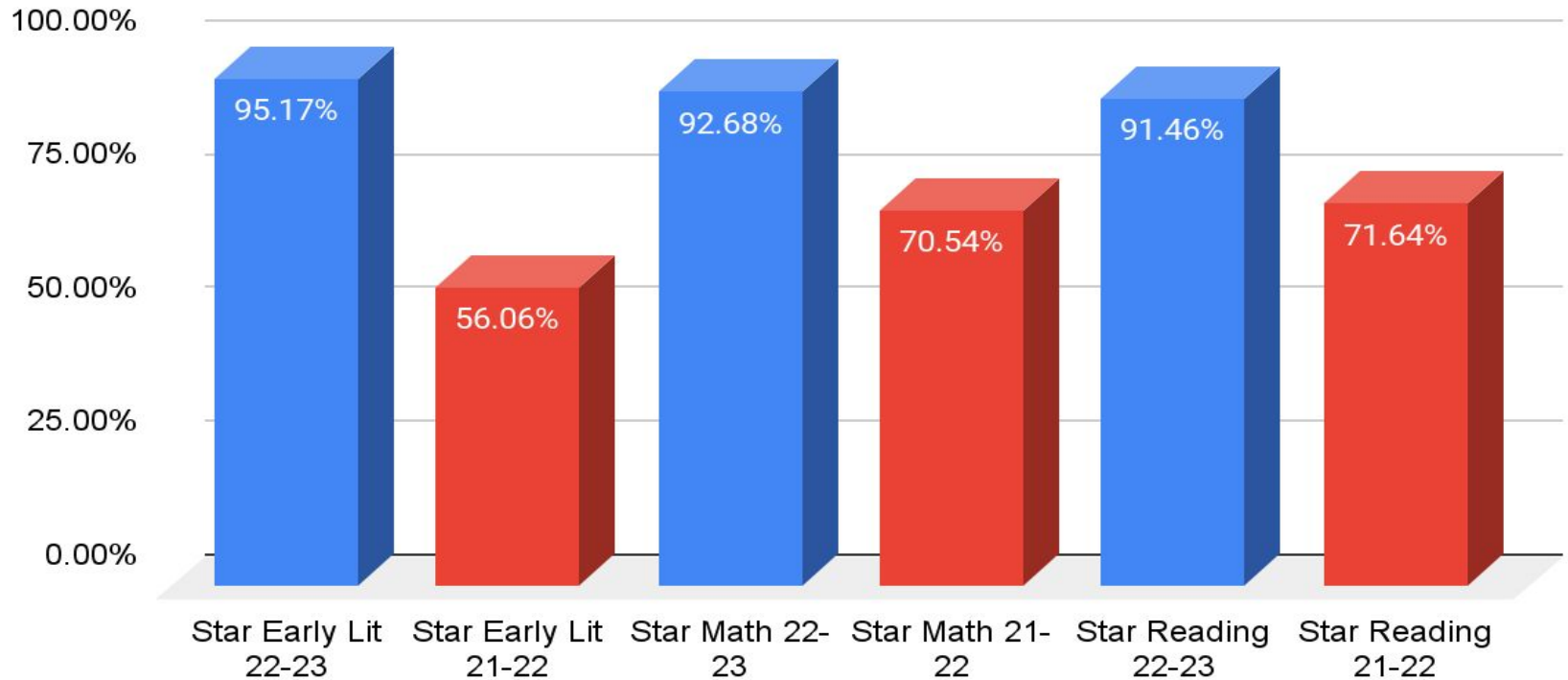
	2019	2022	2023-2024 Goal	Status
Chronic Absenteeism	6.02%	3.1%	<4%	Goal Met
Cohort Dropout Rate	42.7%	36.2%%	<15%	Progress Towards Goal



CCS of Yolo STAR Data

STAR MOY Participation

Compass Charter Schools of Yolo



Goal 1 Metrics

CCS of Yolo CAASPP Results
% of Scholars who Met or Exceeded Requirements

	2019	2022	2023-2024 Goal	Status
SBAC ELA (3-8)	39%	47.65%	50%	Growth Towards Goal
SBAC ELA (11)	53%	61.54%	60%	Goal exceeded
SBAC Math (3-8)	18%	34.25%	30%	Goal exceeded
SBAC Math (11)	6%	46.15%	30%	Goal exceeded
CAST	18%	45.19%	25%	Goal exceeded



Goal 1 Metrics

CCS of Yolo CAASPP Results
% of Socio-economically Disadvantaged Scholars who
Met or Exceeded Requirements

	2019	2022	2023-2024 Goal	Status
SBAC ELA (3-8)	33%	34.74%	45%	Progress Towards Goal
SBAC ELA (11)	42%	66.67%	50%	Goal Exceeded
SBAC Math (3-8)	12%	26.80%	25%	Goal Exceeded
SBAC Math (11)	0	44.4%	15%	Goal Exceeded
CAST	8%	29.17%	20%	Goal Exceeded



Goal 1 Metrics

CCS of Yolo STAR Results

% of Scholars who Met or Exceeded Grade Level

Goals will be established for this metric when the spring data is available.

	2021-2022 EOY	2022-23 BOY	2023-2024 Goal	Status
STAR ELA (3-8)	65.5%%	61.8%	TBD	N/A
STAR ELA (11)	86.6%	54.6%	TBD	N/A
STAR Math (3-8)	38.3%	62.8%	TBD	N/A
STAR Math (11)	50%	66.7%	TBD	N/A



Goal 1 Metrics

CCS of Yolo Scholar Engagement

	2019	2022	2023-2024 Goal	Status
Chronic Absenteeism	6.02%	2.7%	<4%	Goal Met
Cohort Dropout Rate	42.7%	26.3%	<15%	Progress Towards Goal



Goal 1 Summary of Actions

Credentialed teachers for all scholars

Multi-tiered System of Support Interventions
(tutoring, additional supports)

Access to core curriculum that meets state standards

Onboarding for new staff

AVID Program

Professional Learning for staff

Orientation for scholars and leadership coaches

Professional Learning for leaders

Supports for youth in the foster care system and those experiencing homelessness.

Supports for scholars who are of low socioeconomic status

Targeted interventions for English Learners

Targeted interventions for Students with Disabilities



Goal 2 Metrics

Increase scholar and parent engagement/Involvement.

Metrics

State

Attendance Rates

Suspension Rate

Local

Engagement Offering Satisfaction

Parent Advisory Council

Parent Participation in Academic Learning Activities

Participation in Annual Satisfaction/LCAP Survey

Scholar Participation in Academic Learning Activities

Scholar Leadership Council



Goal 2 Metrics

CCS of Los Angeles
Attendance and Suspension Rates

	2019- 2020	2021-2022	2022-2023 YTD	2023-2024 Goal	Status
Attendance Rates	95.24%	97.04%	97.52%	95%	Goal Exceeded
Suspension rate	0	0	0	0	Goal Met



Goal 2 Metrics

CCS of Los Angeles Parent and Scholar Engagement

	2019- 2020	2021-2022	2022-2023 YTD	2023-2024 Goal	Status
Parent Advisory Meetings	4	5	4	4	Goal Met
Scholar Leadership Council Meetings	7	10	7	7	Goal Met
Parent Participation in academic monitoring	69%	87%	94%	>90%	Goal Exceeded
Scholar Participation in Academic Learning Activities	N/A	50% participation in >30% synch	TBD	>90%	
Participation in LCAP Survey		32% Scholars 40% Parents 38% Staff	TBD	TBD	



Goal 2 Metrics

CCS of San Diego Attendance and Suspension Rates

	2019- 2020	2021-2022	2022-2023 YTD	2023-2024 Goal	Status
Attendance Rates	95.24%	97.04%	98.53%	95%	Goal Exceeded
Suspension rate	0	0	0	0	Goal Met



Goal 2 Metrics

CCS of San Diego Parent and Scholar Engagement

	2019- 2020	2021-2022	2022-2023 YTD	2023-2024 Goal	Status
Parent Advisory Meetings	4	5	4	4	Goal Met
Scholar Leadership Council Meetings	7	10	7	7	Goal Met
Parent Participation in academic monitoring	69%	87%	95%	>90%	Goal Exceeded
Scholar Participation in Academic Learning Activities	N/A	50% participation in >30% synch	TBD	>90%	
Participation in LCAP Survey		32% Scholars 40% Parents 38% Staff	TBD	TBD	



Goal 2 Metrics

CCS of Yolo Attendance and Suspension Rates

	2019- 2020	2021-2022	2022-2023 YTD	2023-2024 Goal	Status
Attendance Rates	95.24%	97.04%	98.86%	95%	Goal Exceeded
Suspension rate	0	0	0	0	Goal Met



Goal 2 Metrics

CCS of Yolo Parent and Scholar Engagement

	2019- 2020	2021-2022	2022-2023 YTD	2023-2024 Goal	Status
Parent Advisory Meetings	4	5	4	4	Goal Met
Scholar Leadership Council Meetings	7	10	7	7	Goal Met
Parent Participation in academic monitoring	69%	87%	95%	>90%	Goal Exceeded
Scholar Participation in Academic Learning Activities	N/A	50% participation in >30% synch	TBD	>90%	
Participation in LCAP Survey		32% Scholars 40% Parents 38% Staff	TBD	TBD	



Goal 2 Summary of Actions

Learning Coach Academy

Summer Sessions

Synchronous Live Sessions

Social Emotional Learning Groups

Scholar Celebrations

Scholar Recognition

Staff Development - Professional Learning

Parent Recognition

Scholar Extra-Curricular Activities

Community Service Opportunities

Scholar Enrichment

Parent Enrichment

School Communication

Technology Access

Military-Connected Support



Goal 3 Metrics

Increase scholar academic achievement as measured by state and local indicators

State Metrics

Graduation Rate

Graduates A-G Course Completion

Concurrent Enrollment

Scholars “Prepared” for College/Career



Goal 3 Metrics

Compass Los Angeles Graduation Rate

	2019- 2020	2021-2022	2023-2024 Goal	Status
Graduation Rate	52.5%	64.5%	65%	Progress Towards Goal
Graduates A-G Course Completion	10%	17%	30%	Progress Towards Goal
Concurrent Enrollment	7.8%	29%	20%	Goal Exceeded
Scholars Prepared for College and Career	15.7%	Not reported	25%	N/A



Goal 3 Metrics

CCS of San Diego Graduation Rate

	2019- 2020	2021-2022	2023-2024 Goal	Status
Graduation Rate	52.5%	63.8%	65%	Progress Towards Goal
Graduates A-G Course Completion	10%	17%	30%	Progress Towards Goal
Concurrent Enrollment	7.8%	29%	20%	Goal Exceeded
Scholars Prepared for College and Career	15.7%	Not reported	25%	N/A



Goal 3 Metrics

CCS of Yolo Graduation Rate

	2019- 2020	2021-2022	2023-2024 Goal	Status
Graduation Rate	52.5%	64.5%	65%	Progress Towards Goal
Graduates A-G Course Completion	10%	17%	30%	Progress Towards Goal
Concurrent Enrollment	7.8%	29%	20%	Goal Exceeded
Scholars Prepared for College and Career	15.7%	Not reported	25%	N/A



Goal 3 Summary of Actions

Summer Accelerated Courses

Access to A-G approved courses

Summer Tutoring

Dual Enrollment Opportunities

AVID Elective Course

Adopt the American School Counselor Association model

Family College Awareness/Preparation

Partnerships with organizations for financial aid, college tours, etc.

Staff Development - Professional Learning



Goal 4 Metrics

Increase college and career readiness for scholars in high school as evidenced by state and local indicators

Metrics

Local

Accelerated Course Options Program
(ACOP)

State

Extended Graduation (5+ years to earn
diploma)



Goal 4 Metrics

CCS of Los Angeles

	2019- 2020	2021-2022	2023-2024 Goal	Status
Accelerated Course Options Program (ACOP)	12.4%	25%	60%	Progress towards goal
Extended Graduation	3%	13%	0	Decline



Goal 4 Metrics

CCS of San Diego

	2019- 2020	2021-2022	2023-2024 Goal	Status
Accelerated Course Options Program (ACOP)	12.4%	25%	60%	Progress towards goal
Extended Graduation	3%	4.3%	0	Decline



Goal 4 Metrics

CCS of Yolo

	2019- 2020	2021-2022	2023-2024 Goal	Status
Accelerated Course Options Program (ACOP)	12.4%	25%	60%	Progress towards goal
Extended Graduation	3%	11.3%	0	Decline



Goal 4 Summary of Actions

Multi-tiered support interventions

Extended graduation plan

Summer session for identified scholars

Staff Professional Learning

Access to the Accelerated Course Options Program



Annual Planning Survey

Please take a few minutes to answer our [Annual Planning Survey](#).

This is your opportunity to provide feedback on how well Compass is doing, and how we may improve. The survey also includes questions that are specific to the LCAP plan.



Questions?



Contact:

Elizabeth Brenner | Superintendent & CEO

(805) 358-4761

ebrenner@compasscharters.org

