



**COMPASS**  
CHARTER SCHOOLS



**Academic Services Division**  
**January Update**  
January 2022

**(855) 937- 4227**

**CompassCharters.org**

**COMPASS**  
CHARTER SCHOOLS



# Agenda

- Mission and Vision
- Values
- Division Highlights
- Academic Support
- Counseling Services



# Agenda, continued

- Engagement
- Online Learning
- Options Learning
- Special Education
- Staff Support
- Q & A



# **Our Mission and Vision**

## **MISSION STATEMENT**

Our mission is to inspire and develop innovative, creative, self-directed learners, one scholar at a time.




## **VISION STATEMENT**

Our vision is to create a collaborative virtual learning community, inspiring scholars to appreciate the ways in which arts and sciences nurture a curiosity for life-long learning, and prepare scholars to take responsibility for their future success.



# Our Values

## COMPASS CHARTERS

-  **A**chievement: Engage in and take charge of your learning.
-  **R**espect: Be respectful in all interactions with fellow scholars, learning coaches, faculty, and staff.
-  **T**eamwork: Work cooperatively with all persons involved in your education. \*Teamwork makes the Dreamwork\*
-  **I**ntegrity: Behave following strong ethical principles, values, and academic honesty.
-  **C**ommunication: Frequently and proactively communicate with all persons involved in your education.



# Division Highlights

- EL scholars are making excellent progress in their ELD Lexia program
- Piloting the dyslexia screener has been going well and is already helping identify necessary supports for scholars
- Holding steady with completion rates for our Accelerated Course Options Program
- High participation in our Engagement activities, but would like to see more interest in our Learning Coach Ambassador program



# Division Highlights

- The Online Learning Program has been diligently implementing our MTSS tiered supports to improve scholar progress and achievement.
- Increase in synchronous homeroom instruction attendance in Options Learning Program.
- Compass has 355 scholars with IEPs across all three schools.
- Already planning for Summer Session and for 2022-23 school year



# Academic Support Highlights

- Math Resource Specialist groups started the week of January 3rd.
- Groups based on skill needs are meeting once a week in addition to their small group intervention tutoring sessions.
- We are looking forward to bringing on two (2) additional Resource Specialists (one in ELA and one in reading).
- To date, grade level growth in Freckle is higher for scholars attending tutoring versus those that are not.





# Academic Support Highlights

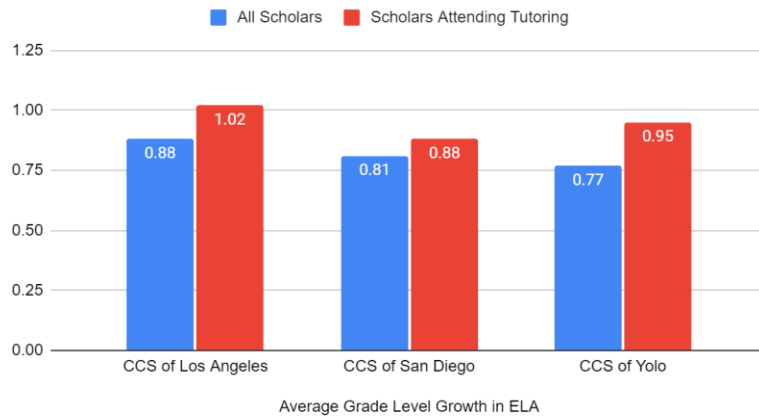
- Our EL scholars are finishing their semester strong with an 87% passing rate in their ELD course!
- Our Scholar Support Coordinator has conducted 14 dyslexia screeners to date (compared to 11 total from 21/22 school year) using the Curriculum-Based Measurement (CBM) assessment in Renaissance to determine potential risks of dyslexia.
  - This screener allows for additional early interventions and is in preparation for SB 237 implementation for Fall of 2022.



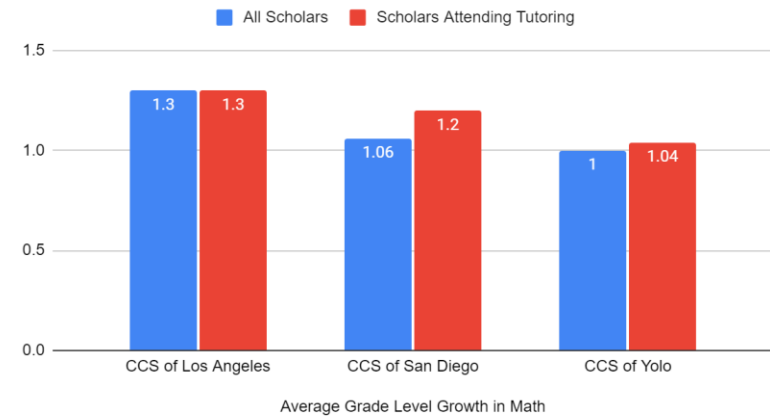
# Academic Support

## Grade Level Growth in Freckle for Scholars Attending Tutoring

Average Grade Level Growth in ELA



Average Grade Level Growth in Math





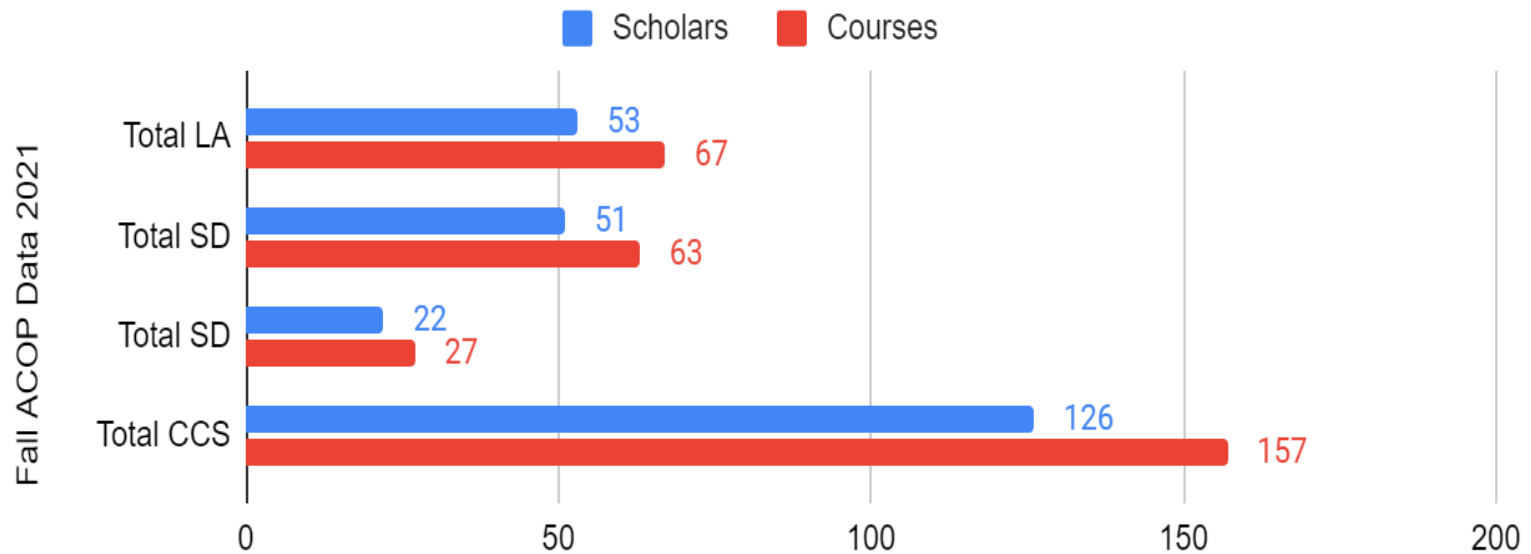
# Counseling Services Highlights

- High School Fall 2021 scholar participation in the Accelerated Course Options Program (ACOP) to recover lost credits or advance in meeting high school graduation requirements remain consistent compared to our Fall 2020 results.
  - Fall ACOP Data 2021
    - 126 scholars
    - 157 course enrollments
  - Fall ACOP Data 2020
    - 124 scholars
    - 159 course enrollments



# Counseling Services

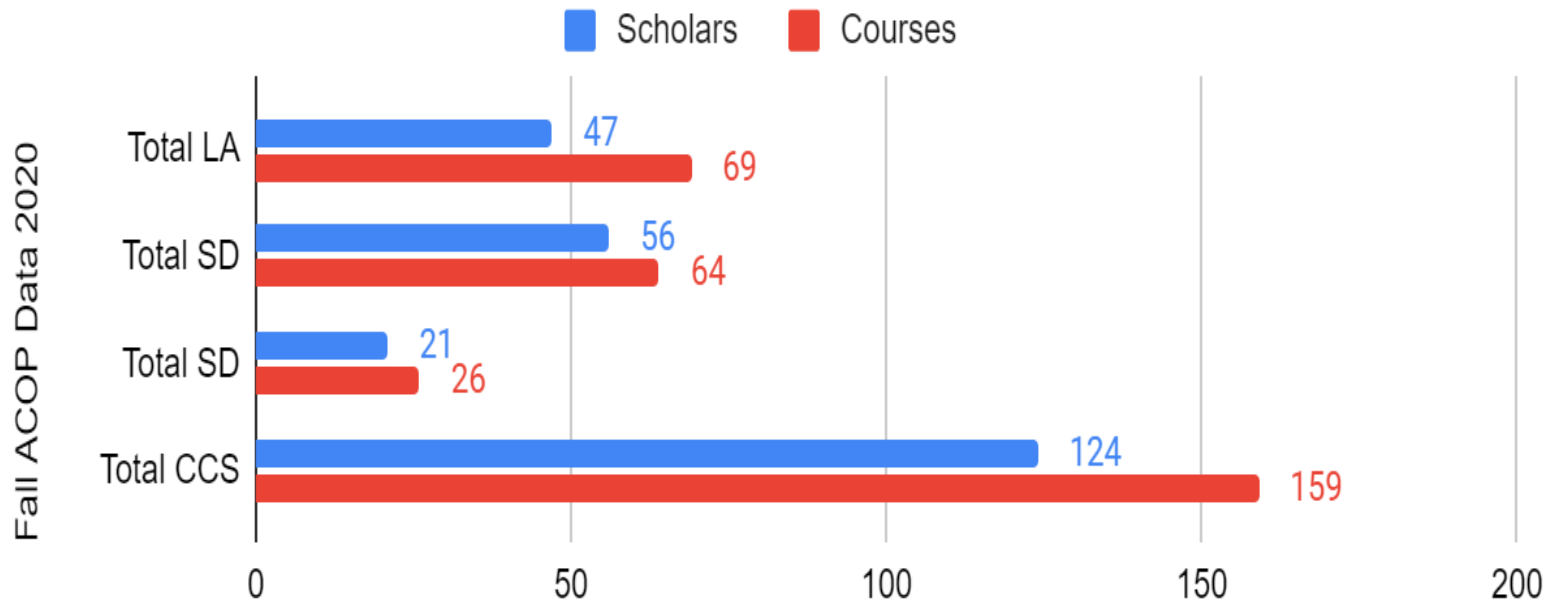
## Accelerated Course Options Program Participation Fall 2021





# Counseling Services

## Accelerated Course Options Program Participation Fall 2020





# Engagement Highlights

- Scholar Initiatives
  - Field Trips - 37 Field Trips Successfully held
  - Scholar Clubs - 118 Scholar Club Meetings held
  - Recognition - 72 Scholars of the Month awarded
  - VSW's - 28 VSW's held
- Learning Coach Initiatives
  - Ambassador Program - 1 application received, under review
  - LCA - 12 LCA sessions held
  - Orientation - Mini-WOW plans underway and weekly orientation being designed for incoming enrollments



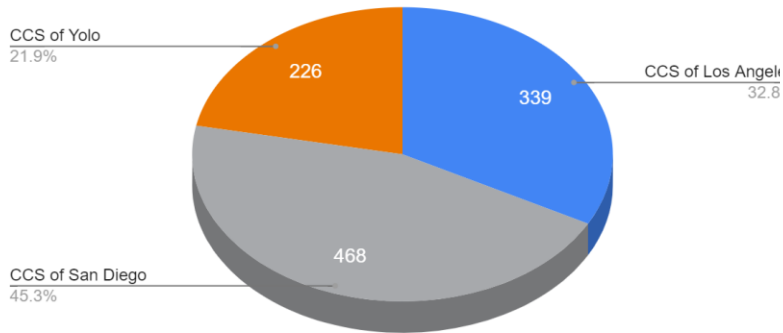
# Engagement

Engagement Department WIG Scoreboard Date Range: 11/8/21 to 12/10/21 FINALIZED	
<b>Registrations*</b>	
<b>Field Trips</b> (Average per Trip)	40
<b>LCA</b> (Current Total)	44
<b>Scholar Clubs</b> (Average per Club Meeting)	20
<b>Virtual Scholar Workshops</b> (Average per Workshop)	24
<b>Attendance*</b>	
<b>Field Trips</b> (Average per Trip)	30
<b>LCA</b> (Average per Session)	7
<b>Scholar Clubs</b> (Average per Club Meeting)	9
<b>Virtual Scholar Workshops</b> (Average per Workshop)	20
<b>Engagement Rating</b>	
<b>Field Trips</b> (Average per Trip)	Green
<b>LCA</b> (Average per Session)	Green
<b>Scholar Clubs</b> (Average per Club Meeting responses)	Green
<b>Virtual Scholar Workshops</b> (Average per Workshop)	Green
<b>Satisfaction Rating</b>	
<b>Field Trips</b> (Average of responses)	95
<b>Virtual Offerings</b> (Average of LCA, Clubs, and VSW responses)	100

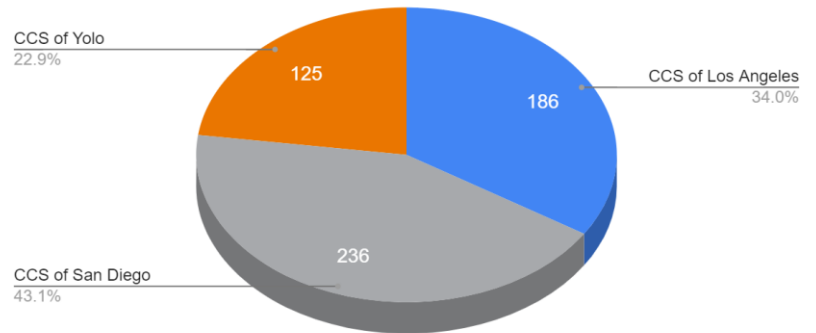


# Engagement

Current Total Registrations for Field Trips for 2021-22 SY



Current Total Attendance for Field Trips for 2021-22 SY

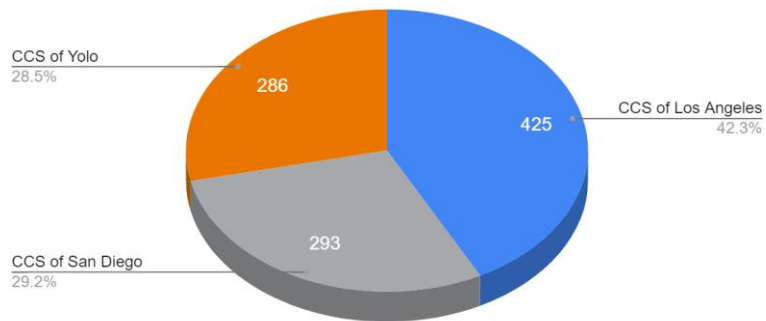




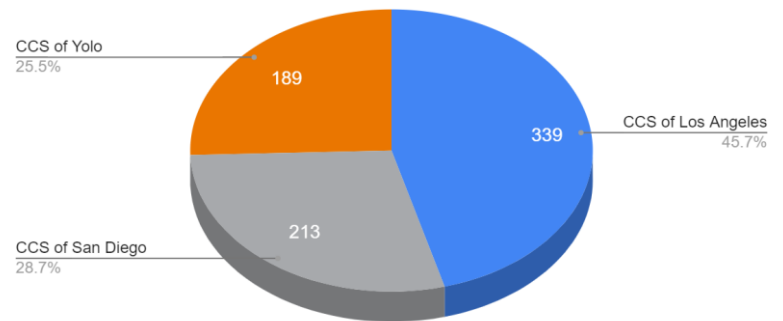


# Engagement

Current Total Registrations for Scholar Clubs for 2021-22 SY



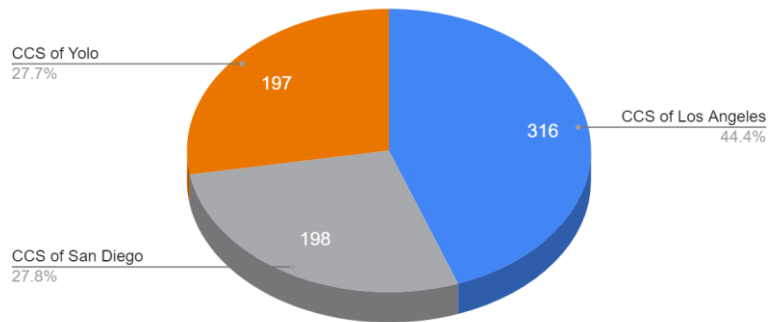
Current Total Attendance for Scholar Clubs for 2021-22 SY



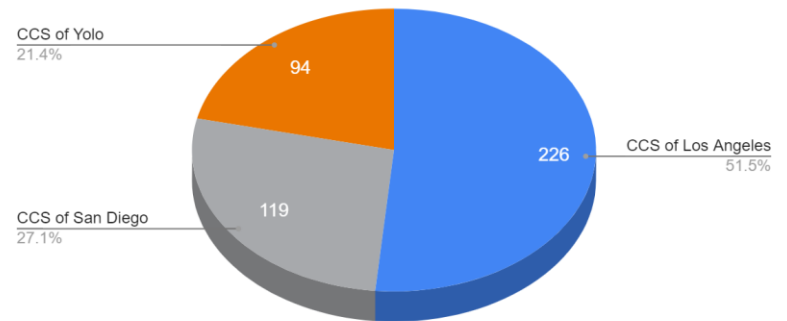


# Engagement

Current Total Registrations for VSW's for 2021-22 SY



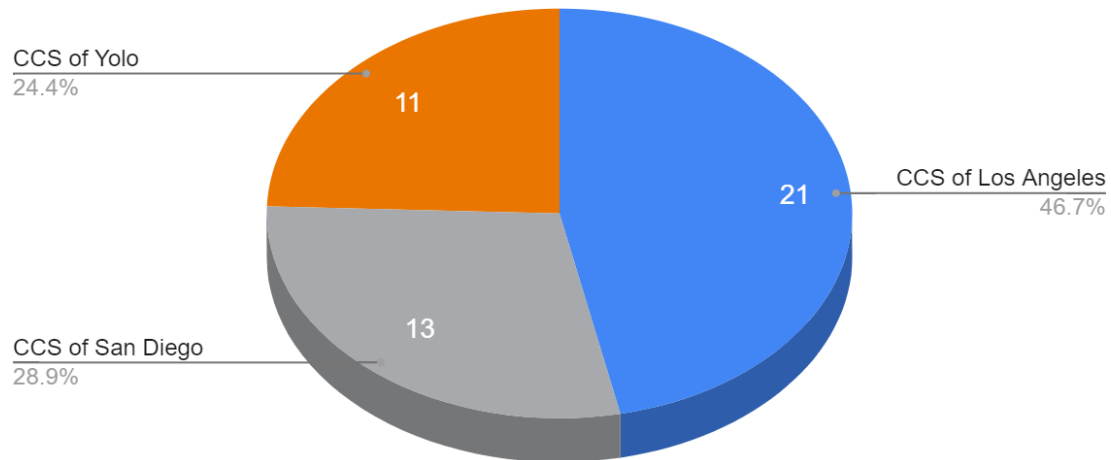
Current Total Attendance for VSW's for 2021-22 SY





# Engagement

Current Total LCA Registrations by Family for 2021-22 SY





# Online Learning Highlights

- WIG Update:
  - 82% of teachers reported that the tool used to implement MTSS tier 1 strategies in their live sessions positively impacted their instruction and scholar learning.
  - 78% of the scholars who were identified as “at promise” (at-risk, determined by course pacing and grade average) attended a connection meeting and received notices twice a month, in efforts to support improvement.



# Online Learning Highlights

- Online Learning Department Professional Learning Communities (PLC) meetings:
  - Online teachers continued to utilize the resources and tools provided by the Staff Support Department and Instructional Coaches to choose a tool to use during their live instruction.
  - The Online teachers utilized these tools that included Listenwise, AVID WICOR reading strategies, and Nearpod to implement the MTSS Tier 1 interventions.



# Online Learning Highlights

- Online PLC meetings continued:
  - This tool was then implemented to leverage MTSS tier 1 interventions to target scholar learning during synchronous instruction, learning labs, and small group instruction.
- Scholar Collaboration Meetings
  - Scholars identified as “at promise” (at-risk) were flagged by the Online Learning Department and the Counseling Services Department as needing urgent support and were the focus of scholar collaboration meetings that took place the week of January 10, 2022.



# Online Learning Highlights

- Scholar Collaboration Meetings continued:
  - During these meetings, the team of teachers, counselors, and members of the Academic Support Department collaborated to create a plan that outlined next steps for each scholar to implement additional supports.
- Synchronous Instruction and Learning labs:
  - The Online Learning Department continues to see the highest attendance percentage for Synchronous Instruction in grades K-3.



# Online Learning Highlights

- Synchronous Instruction and Learning Labs continued:
  - In grades K-3, scholars attend synchronous sessions Monday through Friday with their supervising teacher.
  - In grades 4-12, scholars have the opportunity to attend their synchronous homeroom instruction once a week
  - Online scholars in grades 4-12 have a higher attendance rate in their content specific learning labs than in their synchronous homeroom instruction.





# Online Learning Highlights

- Online Connection Meetings:
  - Along with targeting support for scholars identified as “at promise” (at risk), Online Supervising Teachers (STs) have continued to hold connection meetings with scholars each month.
  - Many families have shared that these meetings and the use of the Online PLP have added value to the Online Learning Program this school year.



# Online Learning

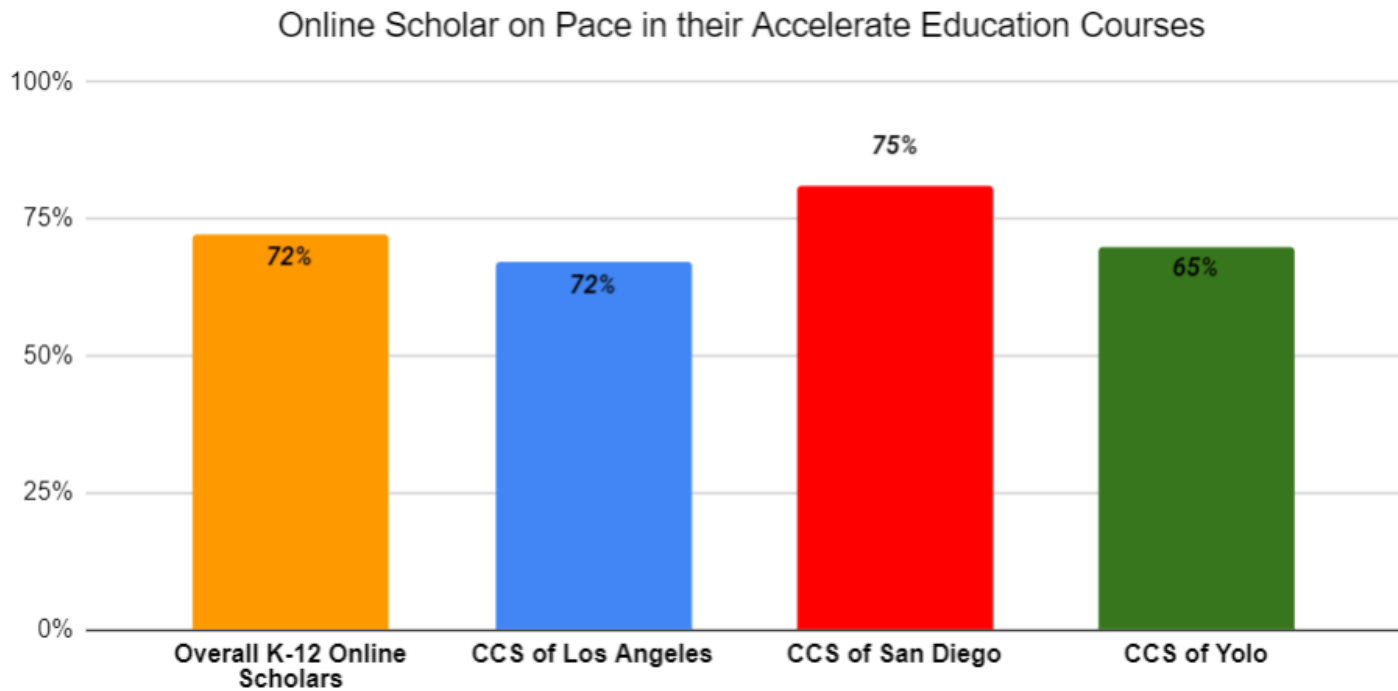
## WIG Scoreboard

By focusing on scholar engagement, 100% of eligible scholars will graduate by the end of 2021-2022 academic school year.				Reporting 12/13
	Great Place to Learn	Great Place to Work	Great Systems for Efficiency & Effectiveness	Scoring
85%+ is green 70-84 is orange 50-69 is yellow 49 and below is	85% of Teachers will self report monthly on the positive impact of instructional strategies and tools that are developed and shared from Staff Support and/or Directors during team meeting time.			Nov: 82%
85%+ is green 70-84 is orange 50-69 is yellow 49 and below is	85% of scholars identified as "at risk" at the beginning of the learning period, will attend connection meetings and receive notices twice during the learning period			LP 3: 78%



# Online Learning

Percentage of Accelerate Education courses with scholars who are on pace

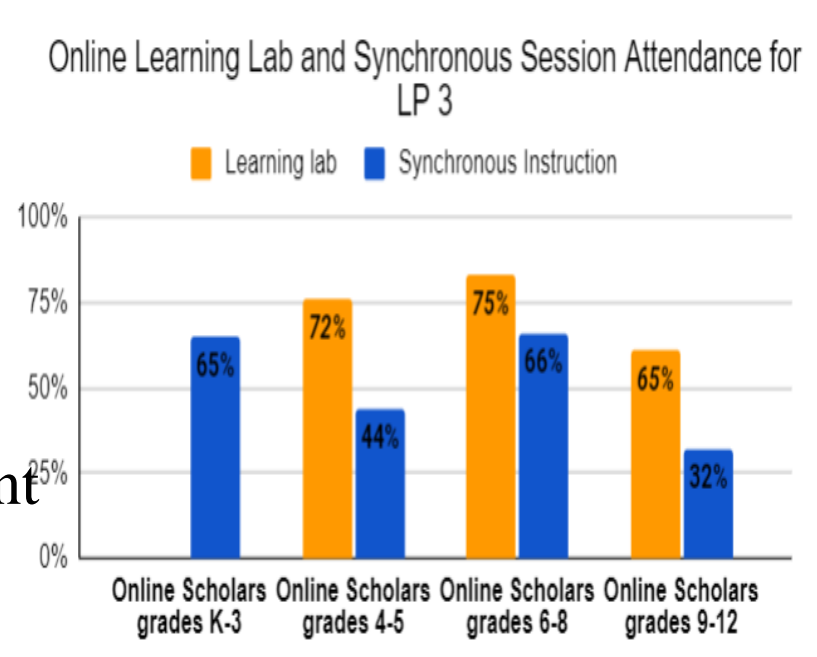




# Online Learning

## Learning Lab/Synchronous Instruction Attendance for LP 3

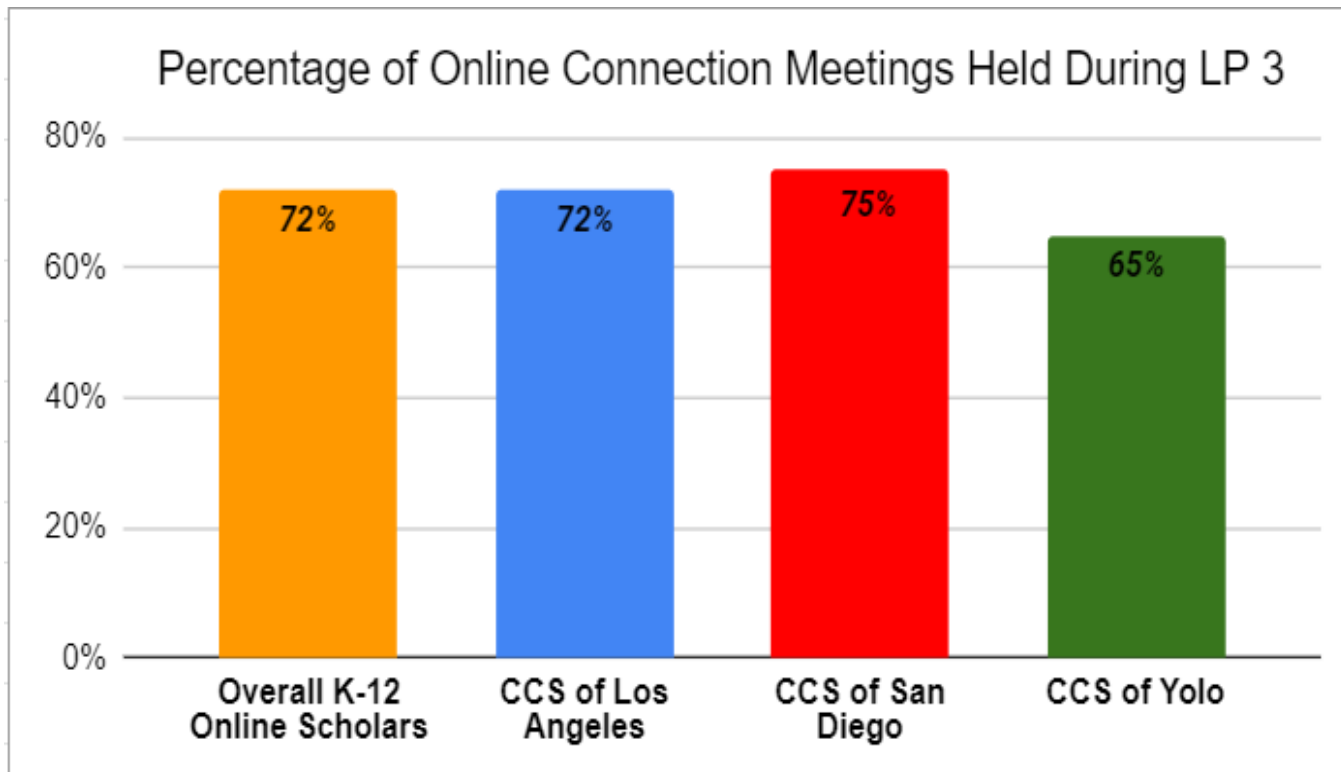
- K-3 scholars attend synchronous instructional sessions 5 days a week.
- Grades 4-12 attend synchronous instructional sessions 1 day a week
- Grades 4-12 also have content specific learning labs during the week.





# Online Learning

## Connection Meetings for LP 3





# Options Learning Highlights

- The Options Program continues to utilize their Personalized Learning Plans (PLPs) at monthly Connection Meetings.
  - Supervising Teachers continue to discuss scholars' progress towards mastery of the grade level standards and review the body of work, which are the completed grade level work products for each assigned course, each learning period.



# Options Learning Highlights

- This upcoming learning period, Supervising Teachers will use this connection to discuss grades and encourage scholars to showcase their learning through a project or completed work products to demonstrate their growth
- Continuing to see the growth in attendance to the Options Homeroom (Synchronous) Instruction.
  - TK-3 has increased by 3%, 4th-5th graders by 11%, 6th-8th by 9%, and 9th-12th by 1%.
- Options STs have been collaborating in PLCs to integrate strategies and instructional tools in their live synch lessons to support on-watch scholars' progress in their ELA and Math achievement.



# Options Learning Highlights

- The Options STs have been encouraging their scholars who have been identified as “on watch” by their beginning of the year STAR assessment to work in Freckle Math and Reading for additional support and intervention.
- Options WIG Update:
  - 11% of scholars “on watch” in early literacy met their Freckle goal
  - 67% of scholars “on watch” in ELA met the Freckle goal
  - Scholars “on watch” in Math surpassed the Freckle goal by almost doubling it, at 195%





# Options Learning Highlights

- The Options STs has experienced shifts in staffing.
- In the coming weeks, Options admin will be onboarding two new STs
- Slight decrease in Options families' attendance at connection meetings
  - CCS of Los Angeles has dipped by 2%, CCS of San Diego by 2%, and CCS of Yolo by 7%. With our overall down by 3%.
  - LP3 connection attendance decreased over the fall break, as schedules were adjusted; there were a number of families who were impacted by COVID after traveling over break, which also impacted their ability to attend connection meetings.



# Options Learning

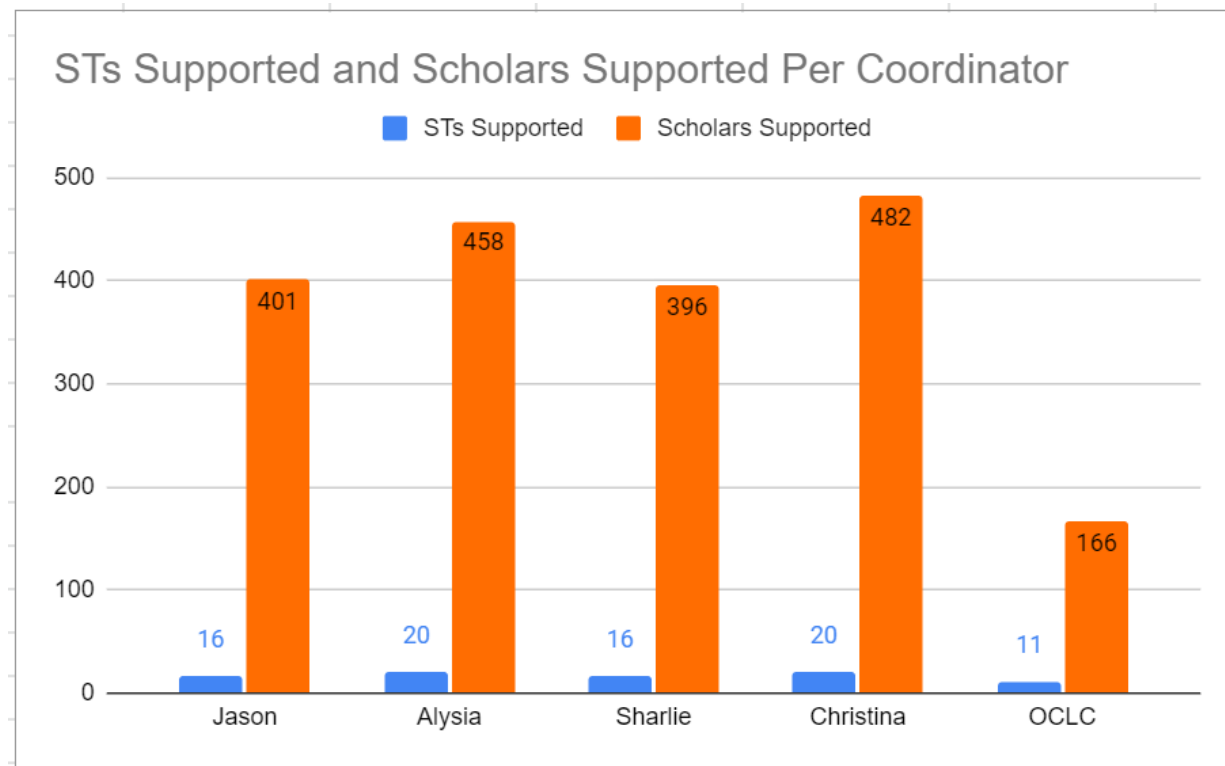
## WIG Scoreboard

By focusing on scholar engagement, 100% of eligible scholars will graduate by the end of 2021-2022 academic school year.				Reporting 12/13	Reporting 12/13	Reporting 12/13
	Great Place to Learn	Great Place to Work	Great Systems for Efficiency & Effectiveness	Scoring Early Literacy	Scoring ELA	Scoring Math
85%+ is green 70-84 is orange 50-69 is yellow 49 and below is blue	85% of Options scholars identified as 'on-watch' will work in Freckle 3 days a week / 1 hour a week (i.e. 20 min MWF) to increase their STAR benchmark			Nov.	Nov.	Nov.



# Options Learning

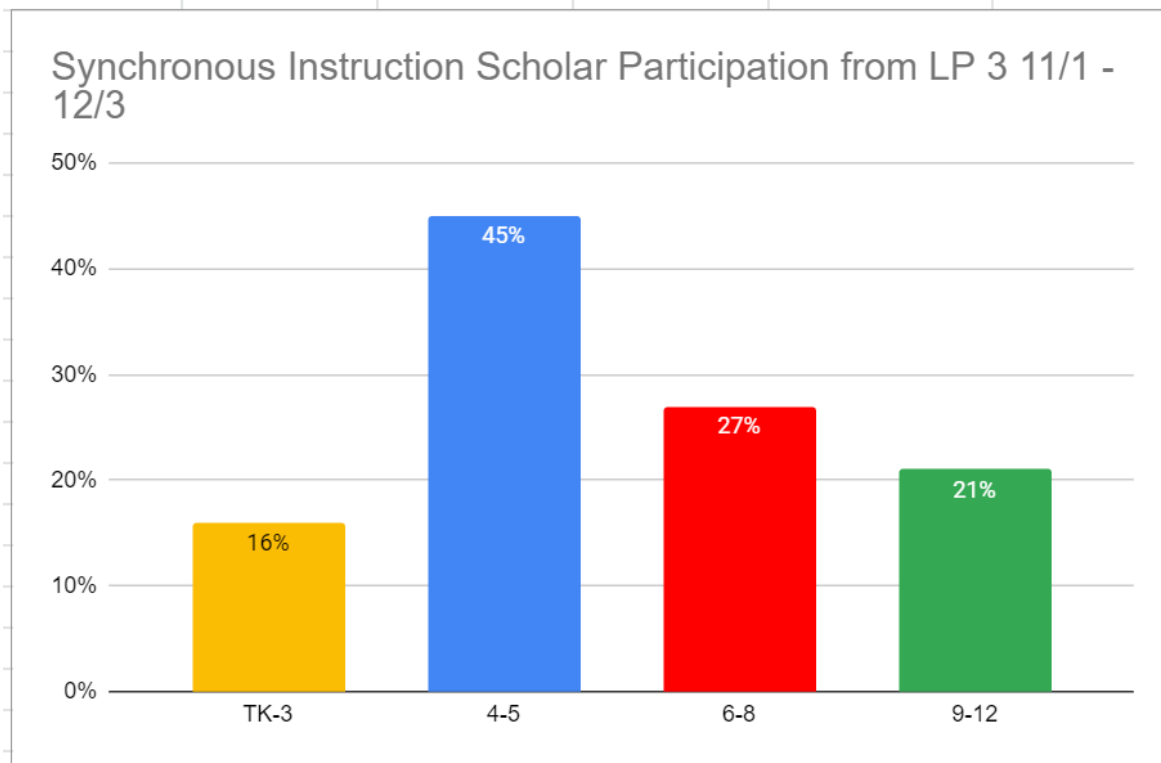
## Coordinator Teams of STs and Scholars





# Options Learning

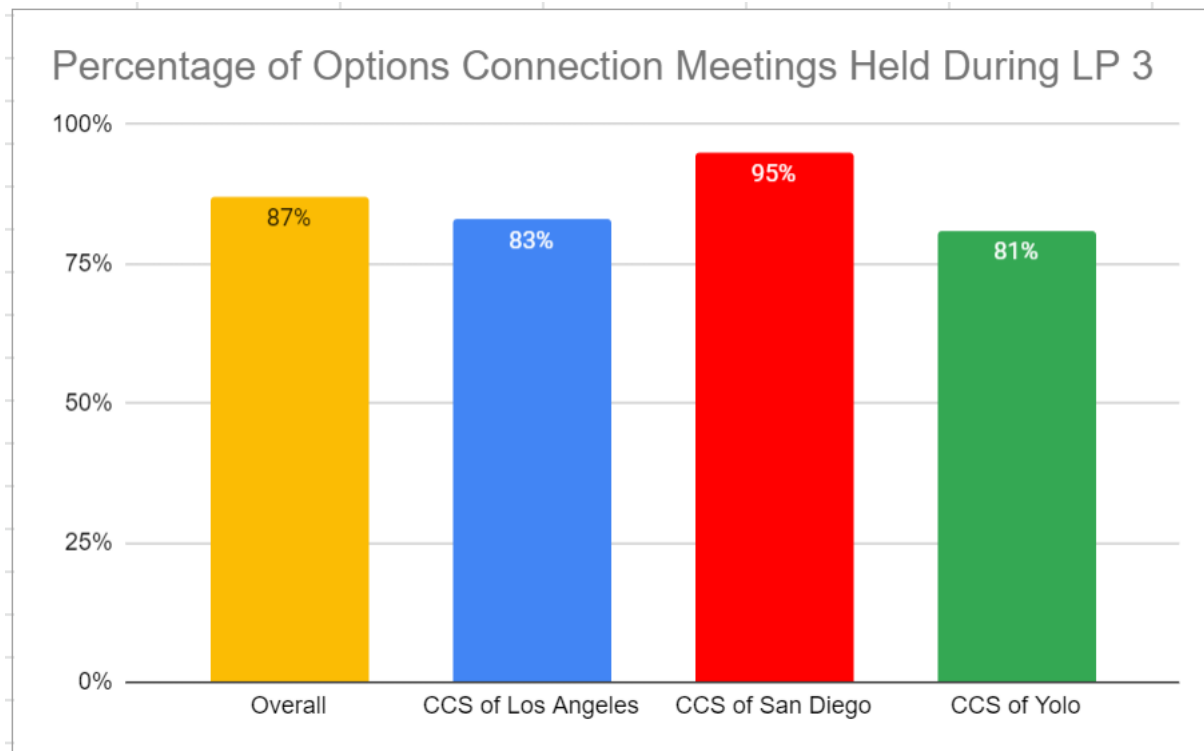
## AB130 Plan Homeroom (Synchronous) Instruction





# Options Learning

## Connection Meetings Held





# Special Education Highlights

- As of January 13, 2022, Compass has 355 scholars with IEPs across all three schools.
- 10 Education Specialists, 2 full-time Special Education Coordinators, 1 Special Education Technician, and one Special Education Tutor; adding new Education Specialists soon
- Contracted with new non-public agencies (NPAs)
  - Most prevalent eligibility category is Specific Learning Disability, followed by Autism, then Speech-Language Impairment.



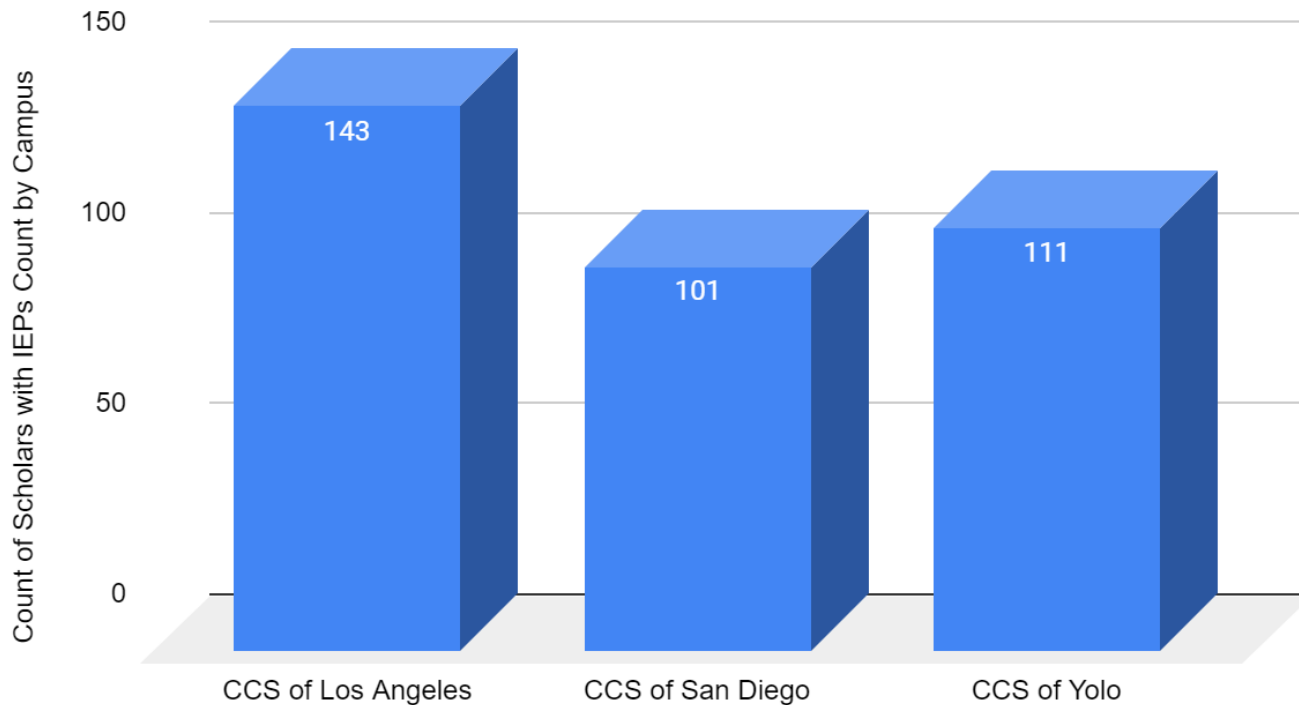
# Special Education Highlights

- Highest percentage of services across schools: Specialized Academic Instruction (SAI), followed by Speech-Language Therapy
- SAI tracked as live interaction in compliance with AB 130.
- Supplemental curricula available specific to scholars with IEPs include Learning Ally, Read Naturally, Ascend Math, and MaxScholar. They are all research-based subscriptions that provide targeted intervention for scholars who struggle in Reading and Math. These are also utilized during SAI.



# Special Education

Count of Scholars with IEPs Count by Campus

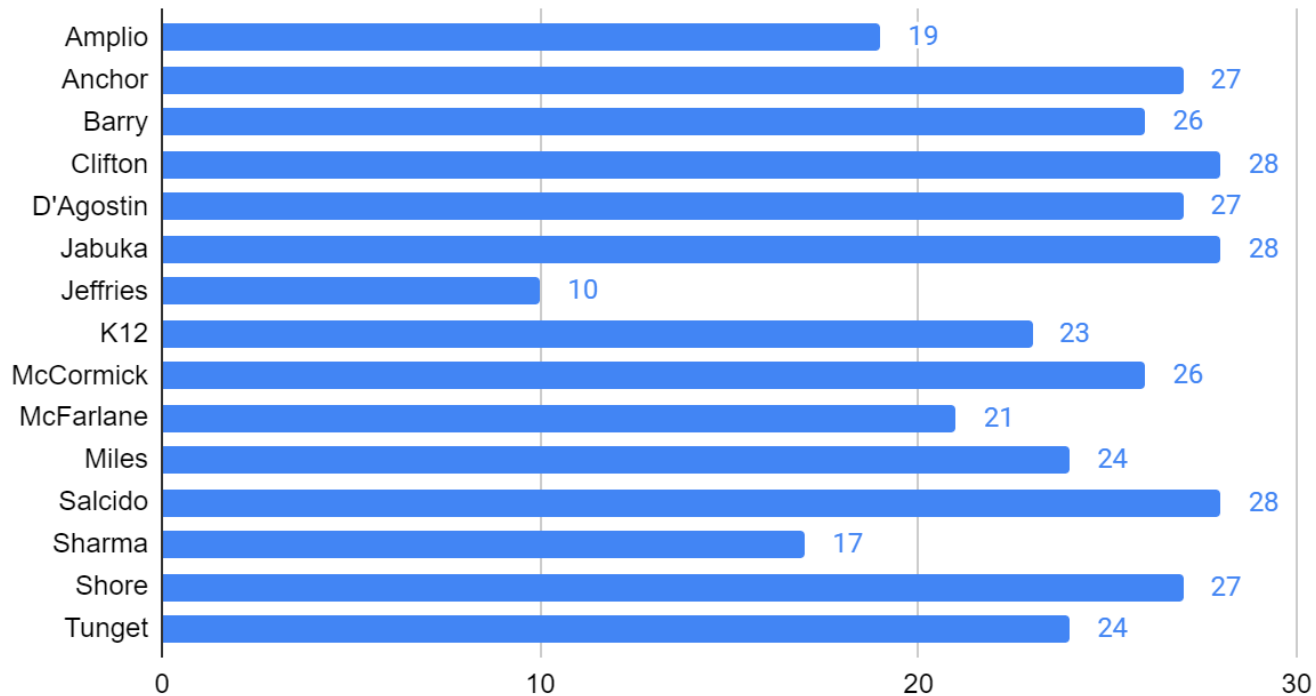






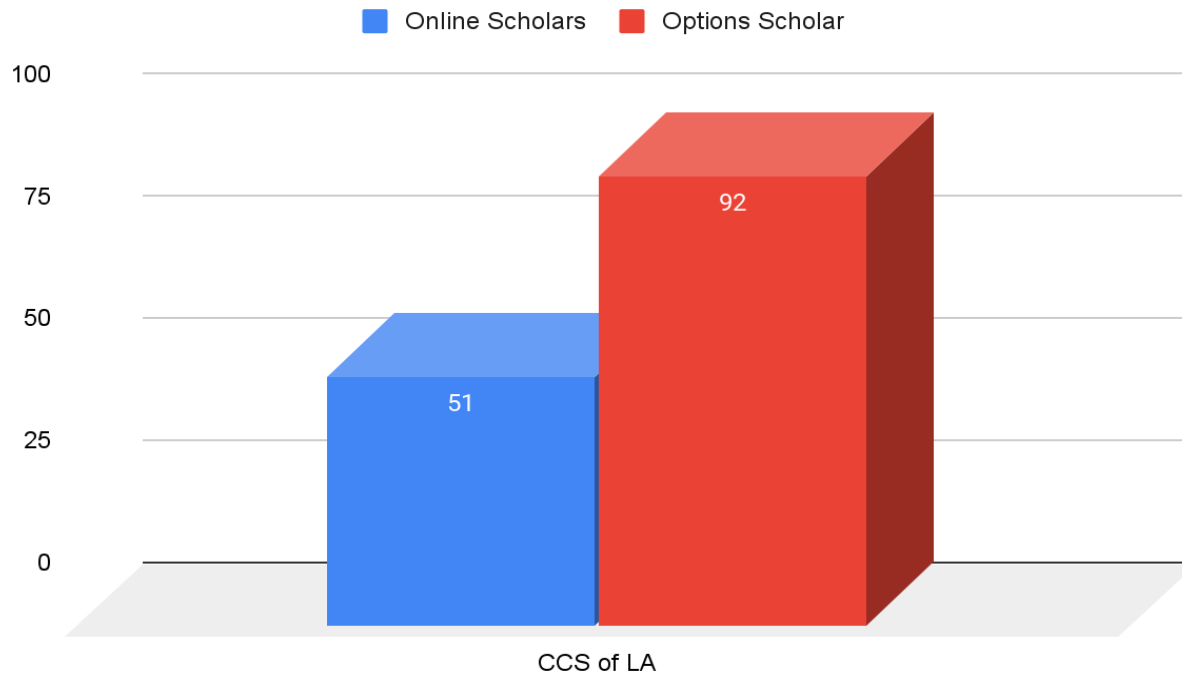
# Special Education

Scholar Count per Case Manager



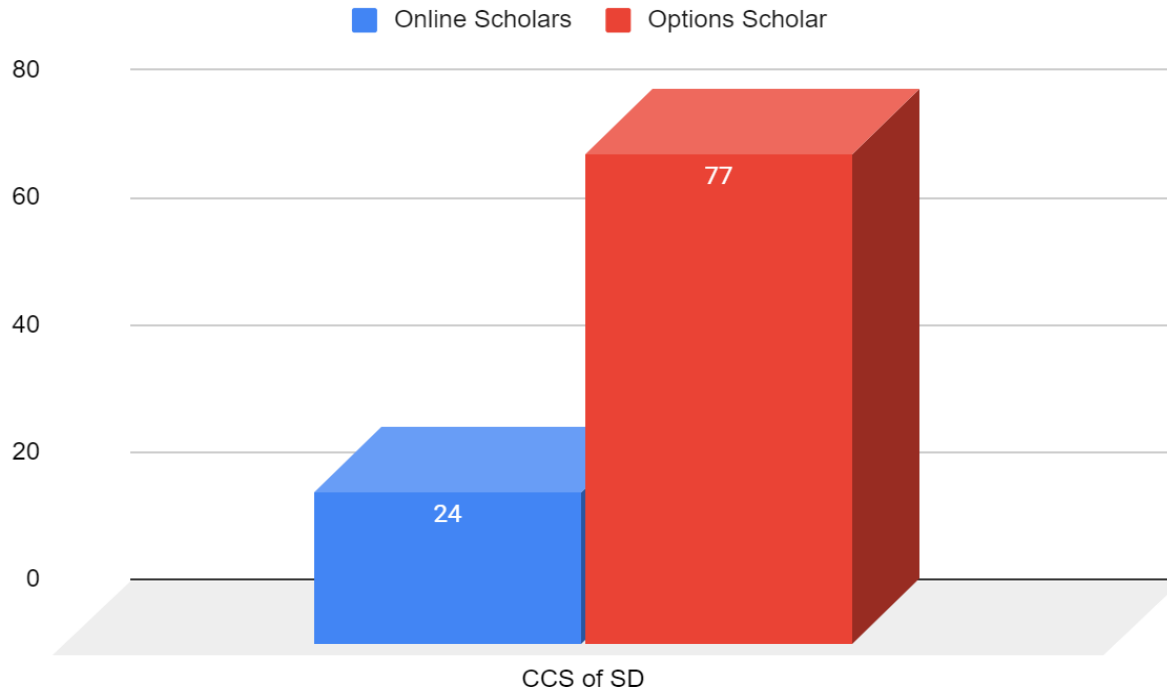


# Special Education CCS of Los Angeles



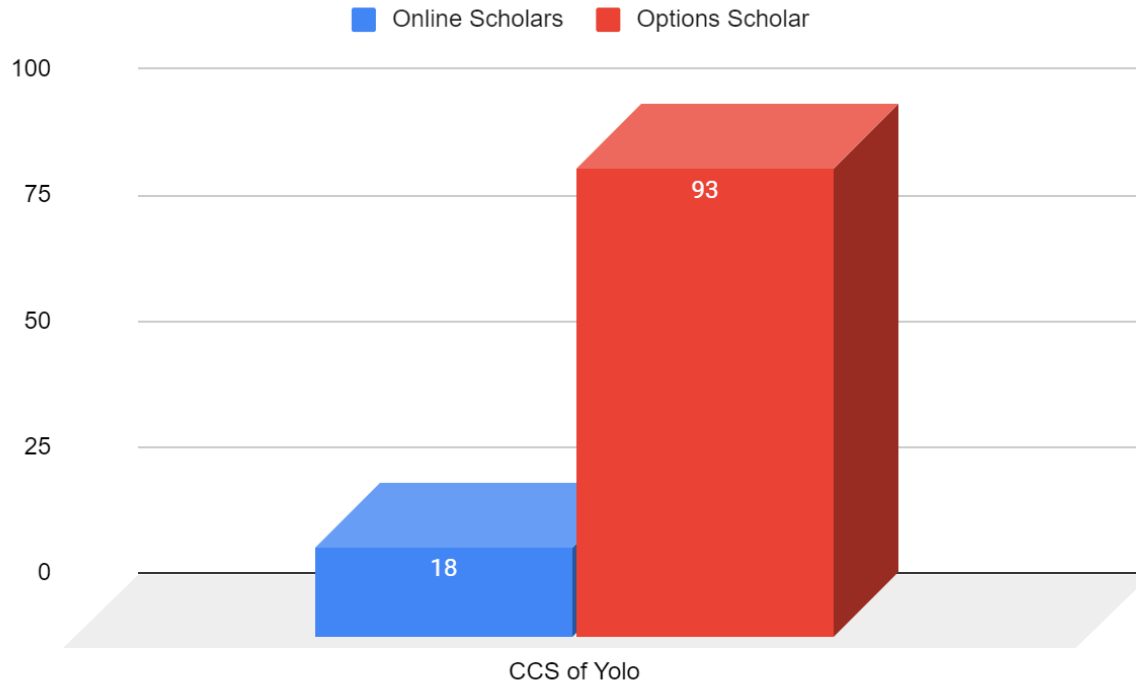


# Special Education CCS of San Diego



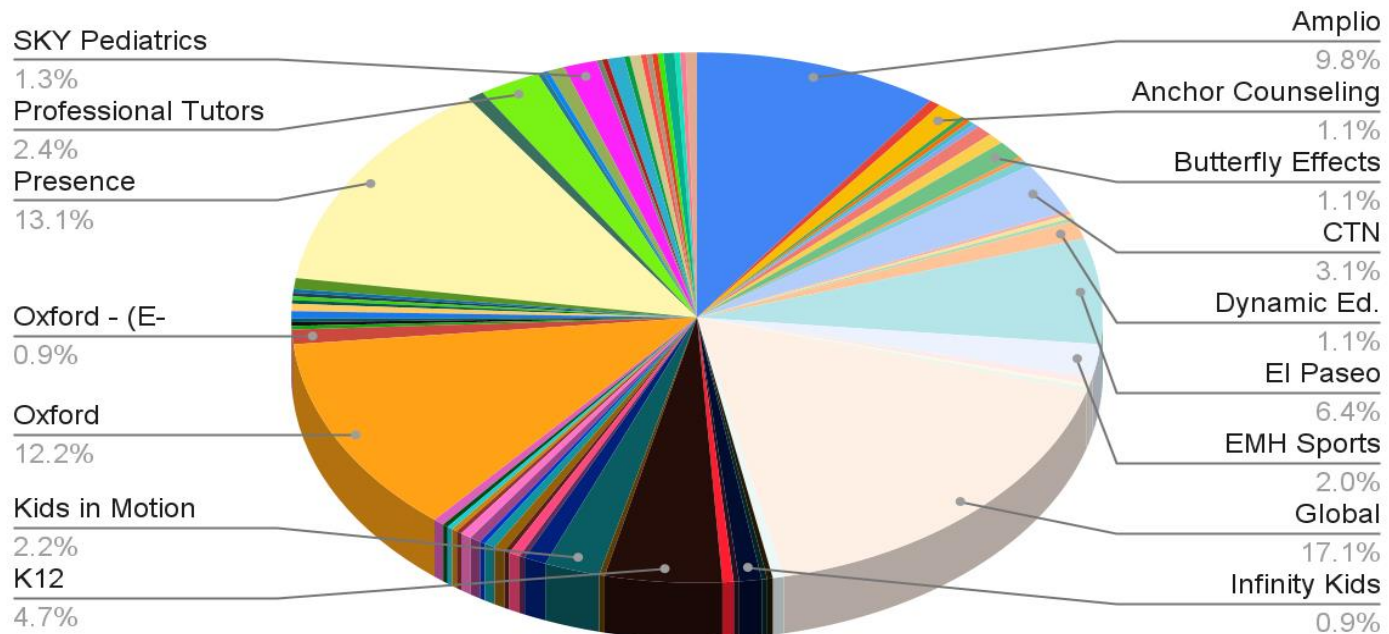


# Special Education CCS of Yolo





# Special Education





# Staff Support Highlights

- Second “Pick Your Pathway” professional learning session was launched
  - These research-based strategies are proven to positively impact scholar achievement
- Seeing consistent usage in Freckle
  - Online
    - 2,176 total minutes in December
    - 10,804 total minutes in November  
*(decrease in minutes is a result of holiday breaks)*
  - Options
    - 42,378 total minutes in December
    - 201,826 total minutes in November  
*(decrease in minutes is a result of holiday break)*



# Staff Support Highlights

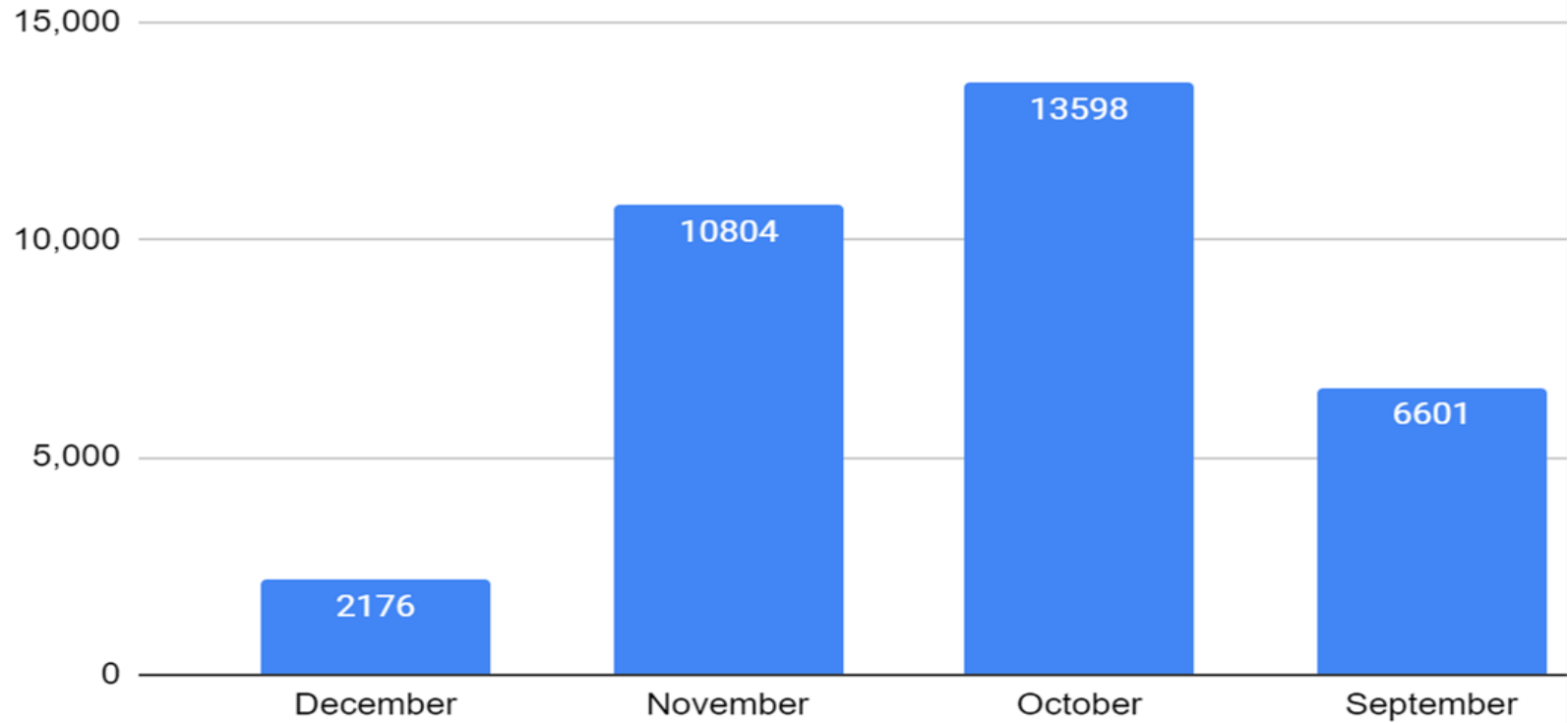
- Daily Dose - Math and ELA
  - Average of 52% growth from the 3 pre and post quizzes for math
  - Average of 59% growth from the 2 pre and post quizzes for ELA
- Additional updates are in the Staff Support Department Presentation.



# Staff Support - Online Freckle Minutes

## STAR Freckle Minutes

Online minutes as of December 31



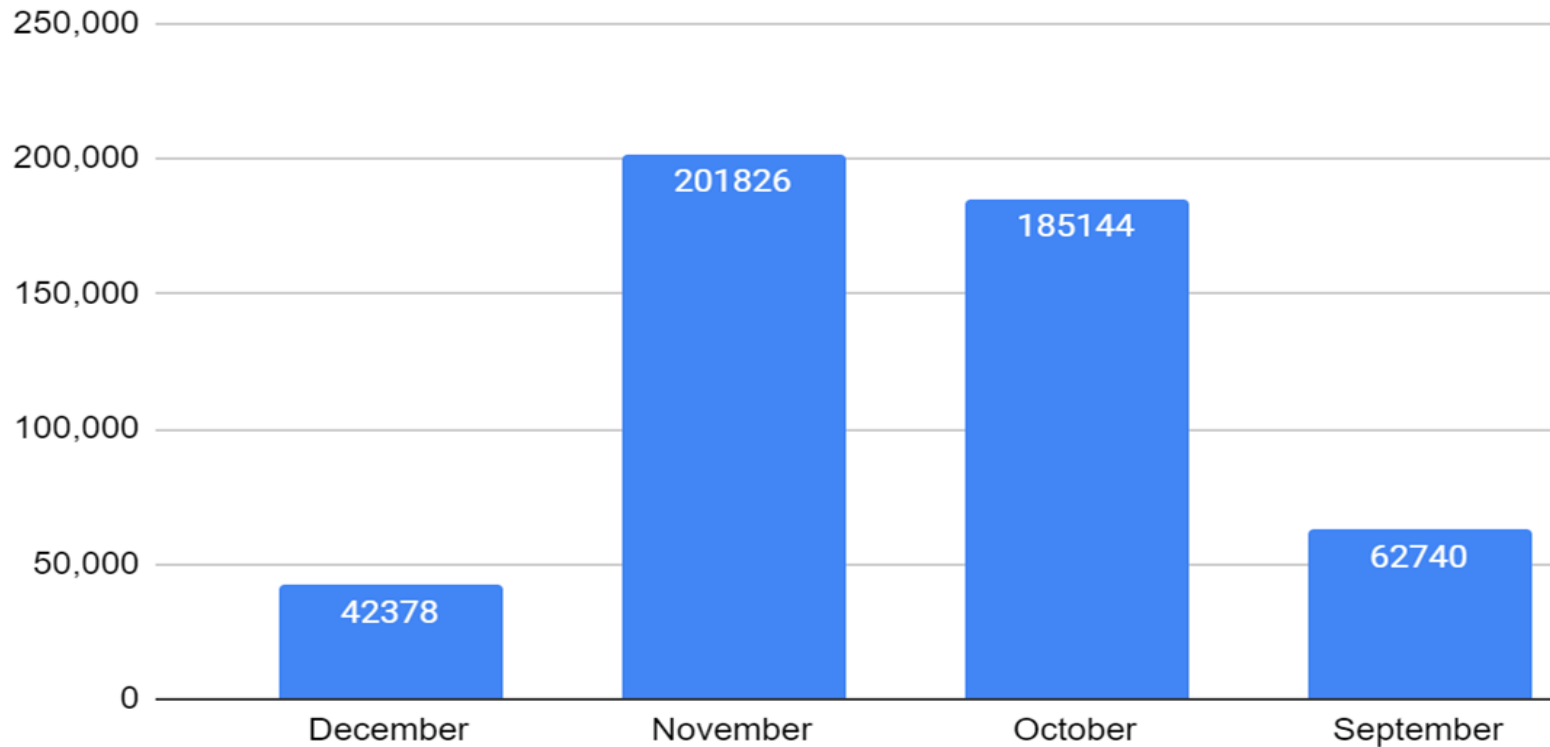




# Staff Support - Options Freckle Minutes

## STAR Freckle Minutes

Options minutes as of December 31





# Questions?



Contact:

Aviva Ebner, Ph.D. | Assistant Superintendent &  
Chief Academic Officer

(805) 358-4381

[aebner@compasscharters.org](mailto:aebner@compasscharters.org)

@aviva\_ebner