



**COMPASS**  
CHARTER SCHOOLS



**Academic Services Division  
December Update  
December 4, 2021**

**(855) 937- 4227**

**CompassCharters.org**

**COMPASS**  
CHARTER SCHOOLS



# Agenda

- Mission and Vision
- Values
- Division Highlights
- Academic Support
- Counseling Services



# Agenda, continued

- Engagement
- Online Learning
- Options Learning
- Special Education
- Staff Support
- Q & A



# **Our Mission and Vision**

## **MISSION STATEMENT**

Our mission is to inspire and develop innovative, creative, self-directed learners, one scholar at a time.

## **VISION STATEMENT**

Our vision is to create a collaborative virtual learning community, inspiring scholars to appreciate the ways in which arts and sciences nurture a curiosity for life-long learning, and prepare scholars to take responsibility for their future success.



# Our Values

## COMPASS CHARTERS

- A**chievement: Engage in and take charge of your learning.
- R**espect: Be respectful in all interactions with fellow scholars, learning coaches, faculty, and staff.
- T**eamwork: Work cooperatively with all persons involved in your education. \*Teamwork makes the Dreamwork\*
- I**ntegrity: Behave following strong ethical principles, values, and academic honesty.
- C**ommunication: Frequently and proactively communicate with all persons involved in your education.



# Division Highlights

- Anticipating finding correlations between initiatives/projects and outcomes after mid-year benchmark assessment scores are ready and Fall semester grades are posted; there will be sufficient data points to start identifying positive correlations.
  - This includes impact of participation in synchronous instruction and live interaction
- Leadership Mentoring helpful for new administrators
  - 82% found sessions beneficial
  - 88% found it useful to meet as a group with the academic directors to discuss staff concerns



# Division Highlights

- Academic staff surveyed for professional development needs
  - Making changes to PD (some asynchronous, some with outside providers, some targeted for specific departments)
  - In process of scheduling expert presenters on supporting specific homeschooling methodologies; outside and internal presenters on role of general education in SPED, retraining on MTSS and SST, and other topics.



# Division Highlights

- New SEL programs will be rolled out second semester
  - NOVA is a custom created, self-paced curriculum, age appropriate for specific grade levels
  - Panorama is being integrated into School Pathways so we can train staff second semester
  - These were purchased with ELO grant funds
- Please see Academic Division Board Report for full highlights.





# Academic Support

## Lead Measures:

- 85% of Supervising Teachers with scholars on a 504, will complete end of the month check-ins with SSC to ensure adequate support is in place: October update: 100%
- 85% of scholars that qualify and reply "yes" for MTSS tutoring will attend. October update: 60%
- 85% of scholars are on track with Lexia progress. October update: 83%
- 85% of coordinators will report monthly that they are equipped with the tools, processes, resources to provide ST support with high levels of confidence. Started November 2021



# Academic Support

## English Learner (EL) Support Highlights

- New EL tutors have allowed us to providing tutoring twice a week with additional Q&A and 1:1 sessions weekly for our EL population (compared to twice a month in 20/21).
- Reclassification (RFEP)
  - As of 11/15, 10% have been reclassified thus far this year
    - 20/21 reclassification rate was 5%
- Strong start in Lexia with 76% of K-5 and 61% of scholars meeting the personalized usage targets (recommended number of minutes to reach grade-level benchmark by the end of the school year) in Lexia.
- ELD passing rate as of November 15, 2021 is 82% which has increased by 11% since September.

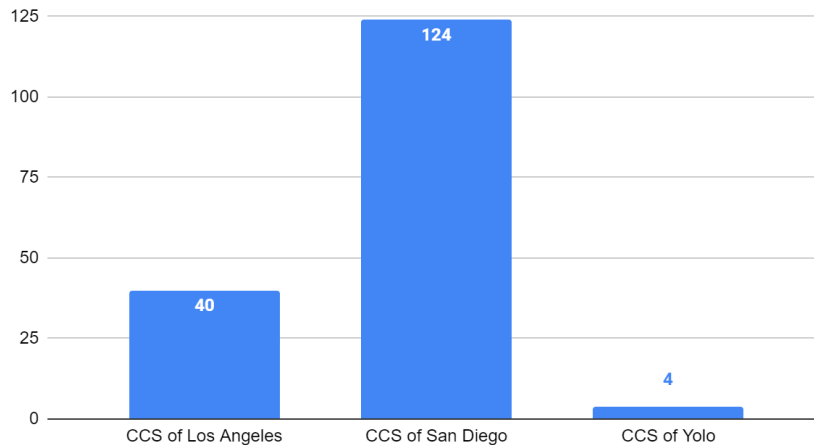


# Academic Support

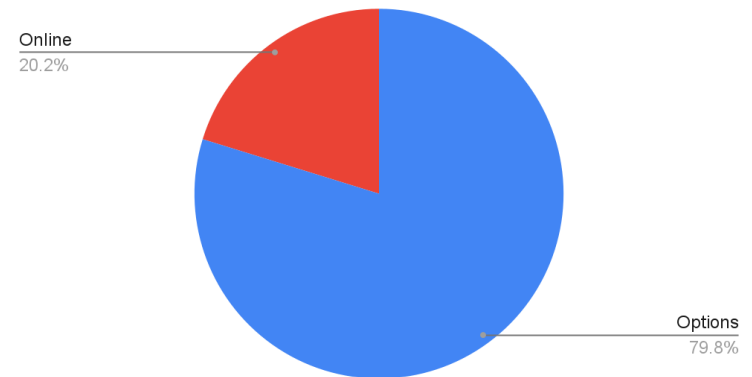
## English Learner (EL) Support

### EL Enrollment by Charter and Program

Number of English Learners by Charter Total =168



EL Scholars by Program



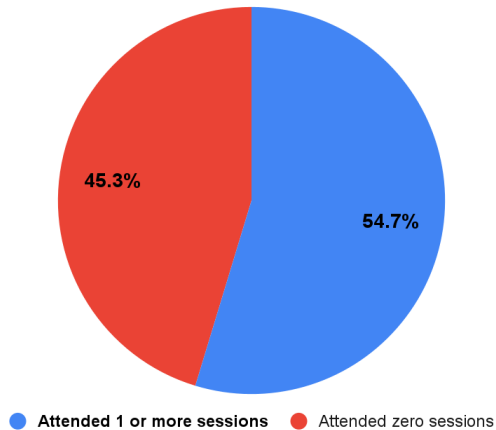


# Academic Support

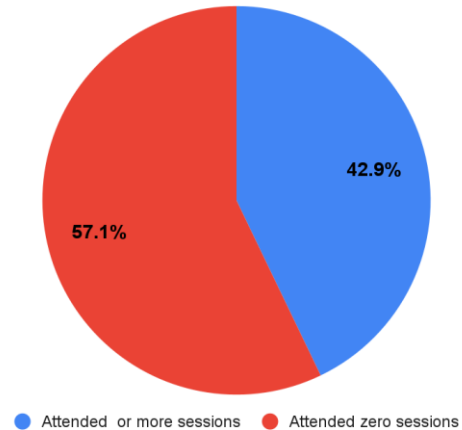
## English Learner (EL) Support

### EL Live Session Attendance from 9/20/21-11/16/21

Percentage of scholars attending one or more sessions- Grades TK-5



Percentage of scholars attending one or more sessions- Grades 6-12



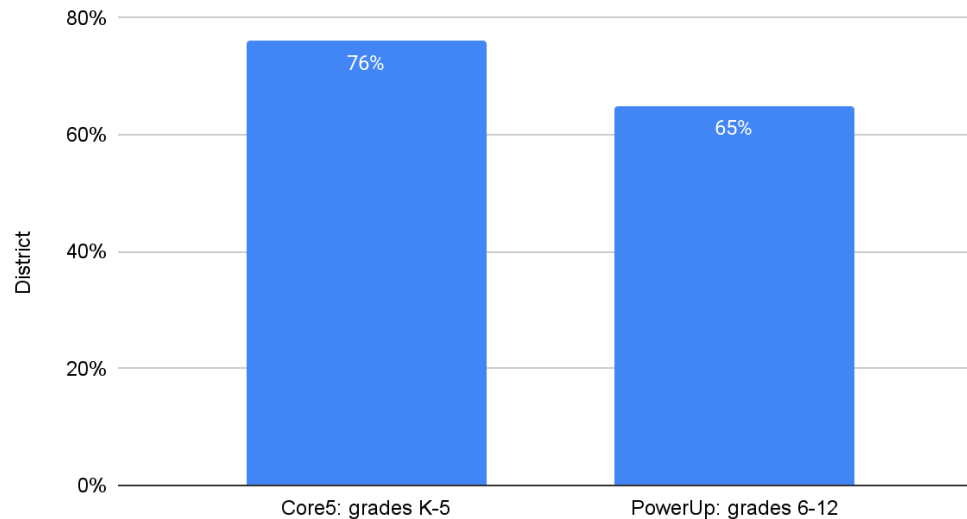


# Academic Support

## English Learner (EL) Support

### Lexia Usage

Percentage of scholars meeting minimum usage in Lexia





# Academic Support

## Scholar Success Highlights

- The use of STAR Renaissance reporting supported prompt identification of scholars needing tiered intervention from the initial diagnostic.
- Freckle is being used to support our tutors as curriculum within their sessions
  - Focuses on strengthening individual scholar skills.
- The Scholar Success team is looking forward to bringing on 3 new Resource Specialists in ELA, Math, and Reading to help further support scholars with skill-based small groups to further target instruction.



# Academic Support

## Scholar Success

### Scholar Subscription Accounts

Subscription	Number of Scholar Accounts
Starfall	306
Type-Tastic	498
Raz-Kids	361
BrainPOP	517
Knowre Math	410
Education.com	499
Nessy Reading and Spelling	373
Adventure to Learning	313



# Academic Support

## Scholar Success

### **Freckle Usage for Scholars Attending Tutoring**

Total Math Sessions	10,596
Total ELA Sessions	9,358
Minutes Spent in Math	82,900
Minutes Spent in ELA	44,938



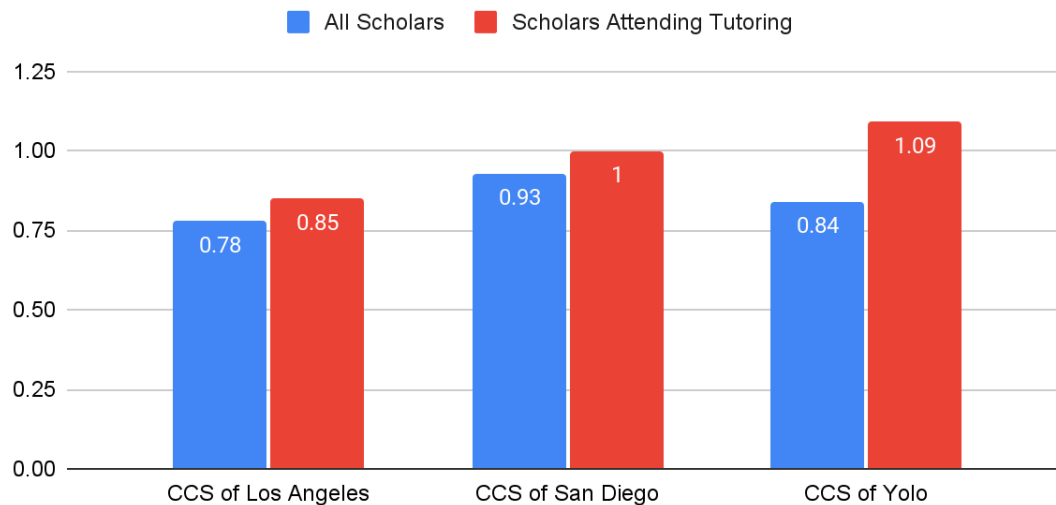


# Academic Support

## Scholar Success

### Average Grade Level Growth in Freckle- ELA

Average Grade Level Growth in ELA



Average Grade Level Growth in ELA

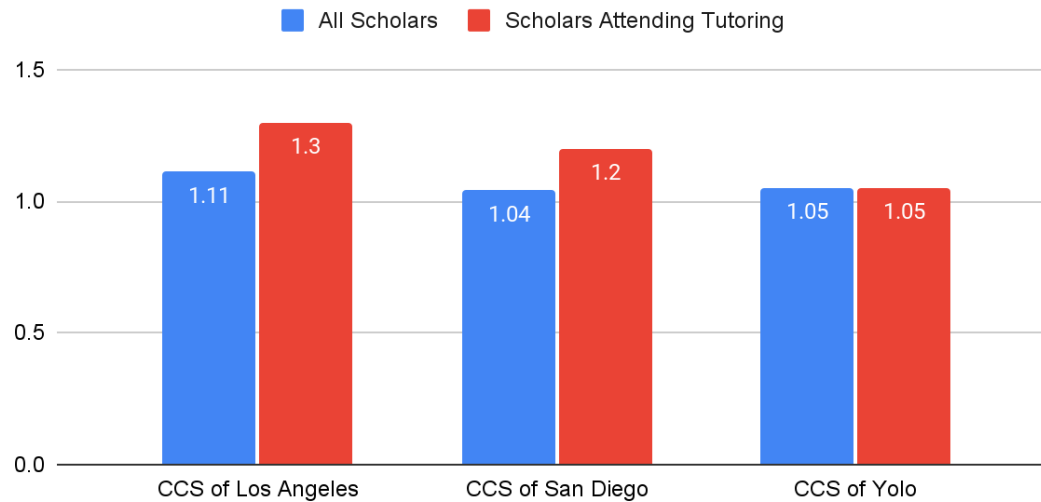


# Academic Support

## Scholar Success

### Average Grade Level Growth in Freckle- Math

Average Grade Level Growth in Math



Average Grade Level Growth in Math



# Academic Support

## Scholar Support Highlights

- Dyslexia screening referrals this year - using Renaissance STAR Curriculum-Based Measurement (CBM). Designed to identify areas of concern and components of reading that may suggest characteristics of dyslexia. Results can further personalize interventions that focus on scholar strengths and weaknesses.
- In addition to Freckle, scholars identified by the CBM will participate in Nessy, an online, evidence-based, structured, and sequential literacy skill program to further support struggling readers.
- Scheduled and processed 39 new SST requests and held 26 504s since September 1, 2021.

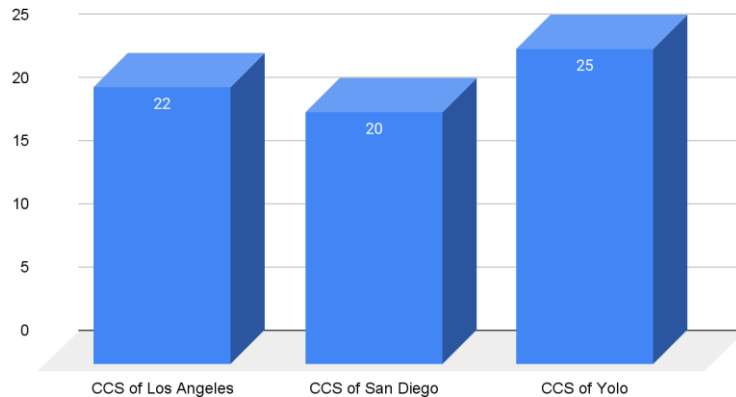


# Academic Support

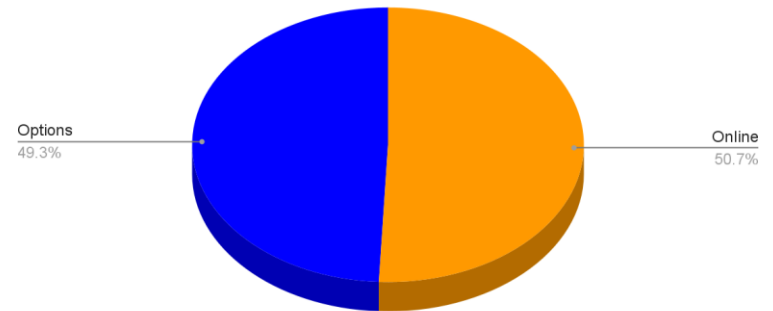
## Scholar Support

### 504 Enrollment by Charter and Program

Number of Scholars with a 504 by Charter: Total 67



504 by Program



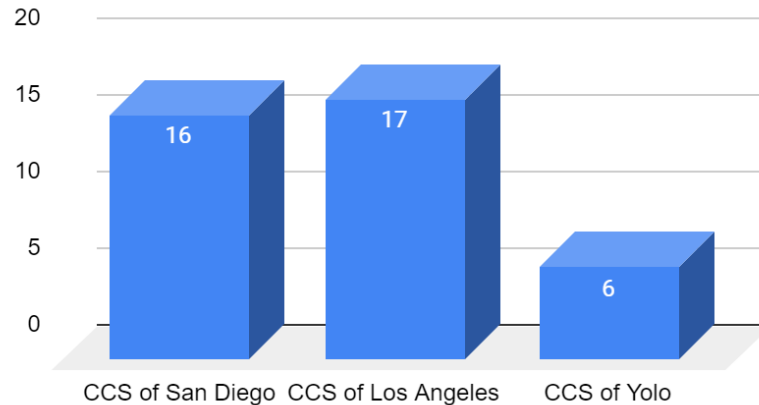


# Academic Support

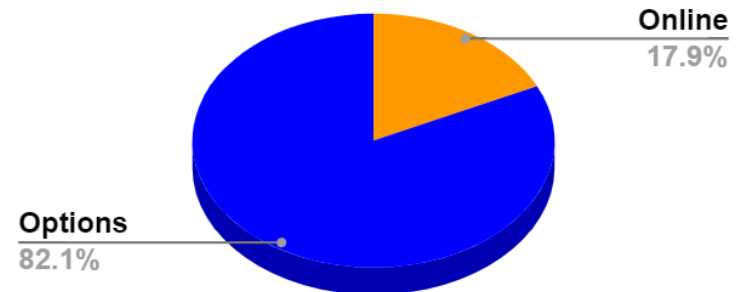
## Scholar Support

### Number of SSTs by Charter and Program

SST Referrals: Count by Charter



SST Referrals: Count by Program





# Counseling Services

- November 2021 progress data for credit status for scholars in grades 10th-12th in meeting graduation requirements within the four year cohort.
  - **64%** of scholars are on track (vs **52%** for November 2020)
  - **23%** of scholars are at-risk (vs **31%** for November 2020)
  - **13%** of scholars show severe credit deficiencies (vs **17%** for November 2020)
- 8% of high school scholars are participating in fall concurrent enrollment consistent with 2020 enrollment data.
- Four scholars have graduated to date during the Fall 2021 term.
  - 6 year cohort - one (1) scholar
  - 5 year cohort - two (2) scholars
  - 4 year cohort - one (1) scholar
    - Three (3) scholars classified under AB104



# Counseling Services

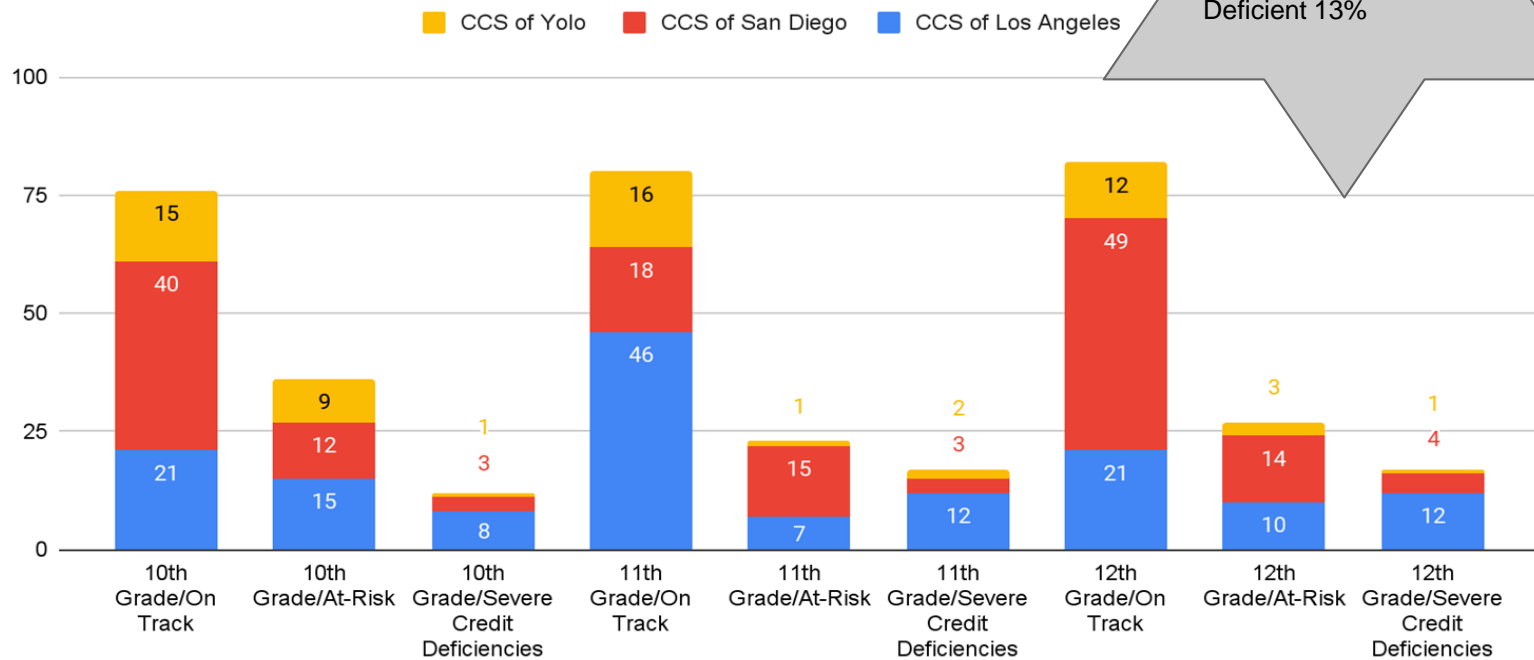
## Highlights

- Improvements in November 2021 progress data for credit status for scholars in grades 10th-12th in meeting graduation requirements within the four year cohort. Attributed to:
  - Organization-wide focus on WIG last year, continuing this year
  - AB104 positive impact on reducing graduation requirements for eligible scholars
  - Lower counselor caseloads due to addition of another counselor; allows increased proactivity and support, as well as more frequent check-ins/follow-up with scholars
  - Possible positive impact of live interaction as a result of AB130/167, which promoted scholars to attend live counseling learning labs that focus on SEL



# Counseling Services

## High School Scholar Progress Data



Scholars On Track 64%  
Scholars At-Risk 23%  
Scholars Severe Credit Deficient 13%

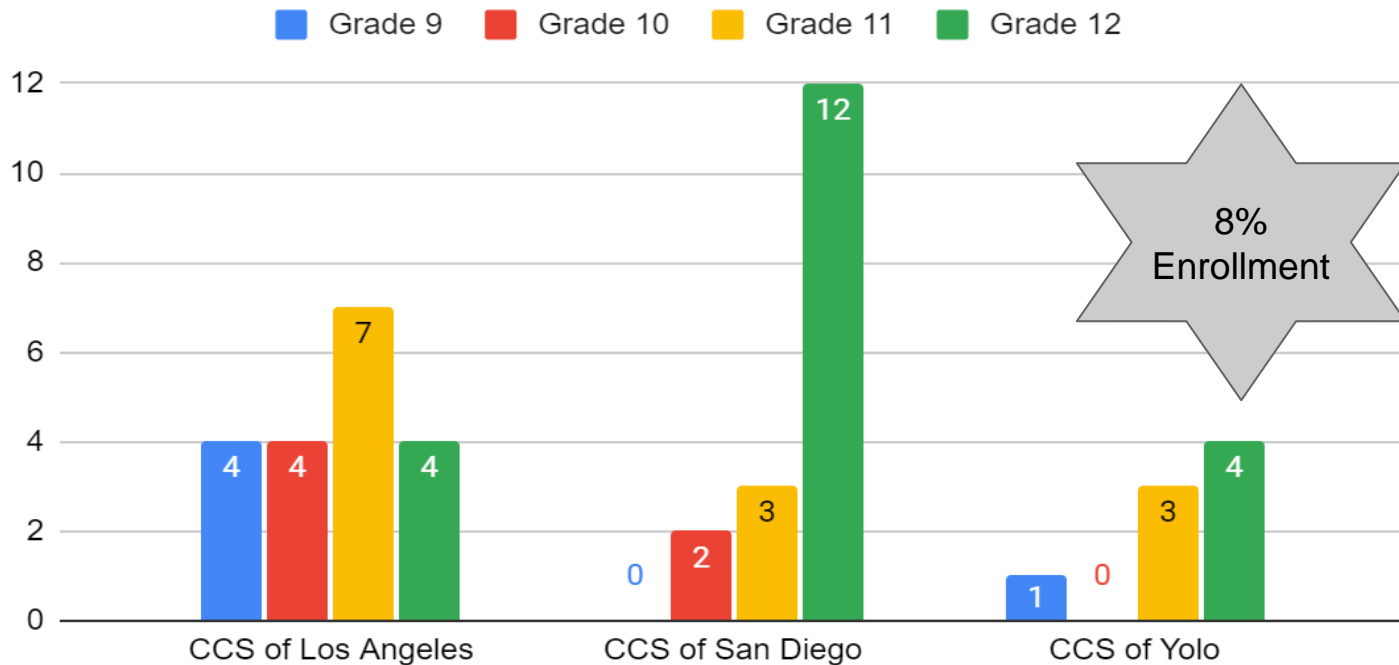
November Scholar Credit Status Grades 10-12





# Counseling Services

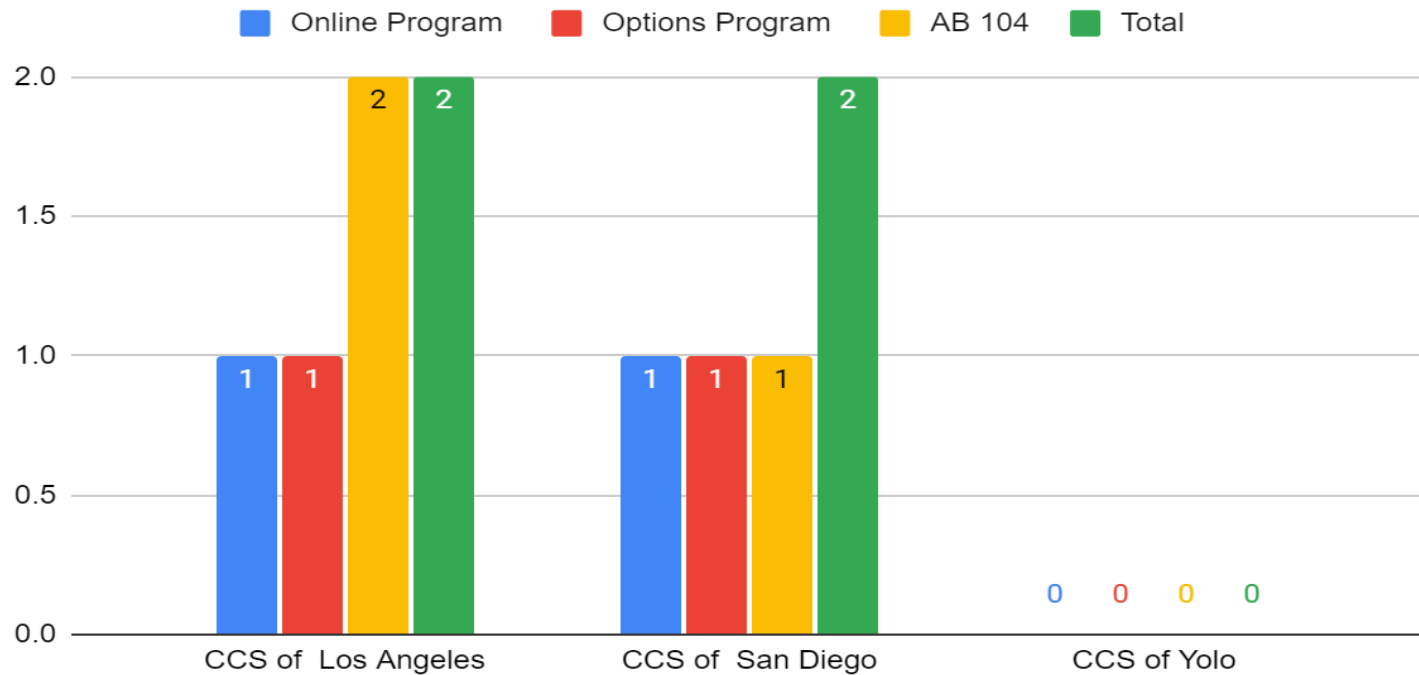
2021 Fall Term: Scholars Enrolled in Concurrent Enrollment Courses by Grade Level at a Community College





# Counseling Services

Fall 2021 Graduates/High School Equivalency Data





# Engagement

- Lead Measures being tracked this school year:
  - Average of registrations received, average attendance, average engagement rating, and average satisfaction for Scholar Clubs, Virtual Scholar Workshops (VSW's), Learning Coach Academy (LCA) and Field Trips
  - Expected first report out date of December 13, 2021



# Engagement

## Highlights

- Scholar Initiatives
  - Field Trips - 26 Field Trips Successfully held to date
  - Scholar Clubs - 64 Scholar Club Meetings held to date
  - Recognition - 36 Scholars of the Month awarded
  - VSW's - 16 VSW's held to date
- Learning Coach Initiatives
  - Ambassador Program - Application design underway; goal of Ambassadors onboarded by semester 2.
  - LCA - Offering live weekly sessions versus on-demand design from 2020-21 school year



# Engagement

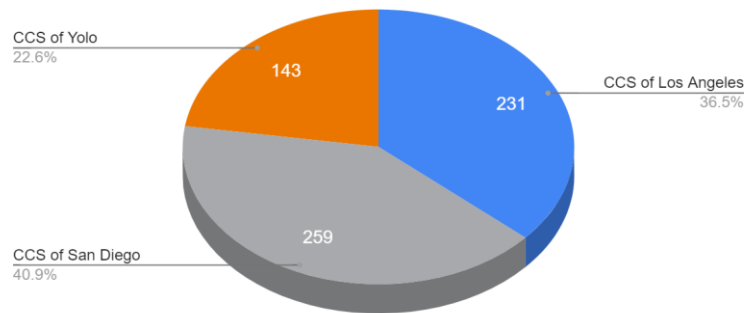
## Highlights

- Opportunities for continued refinement
  - COVID-19 rules, restrictions, and local policies impacting our in-person offerings. Increased department efforts towards logistics.
  - Staffing within some areas for offering in-person experiences. Evaluating each in-person offering one at a time to see which personalized solutions are possible
- Successes
  - VSW interest continues to be steady even with in-person field trips reintroduced

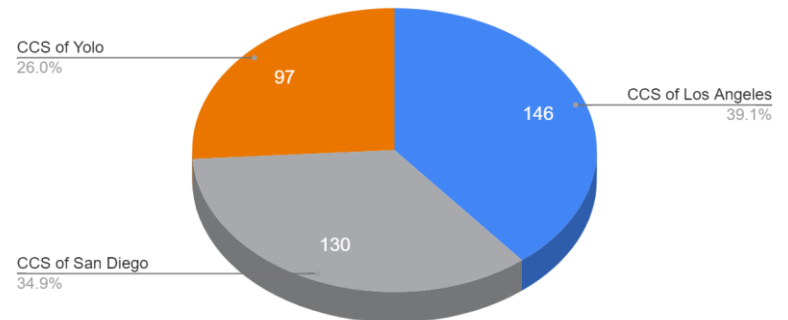


# Engagement

Registrations for Field Trips as of November 12, 2021



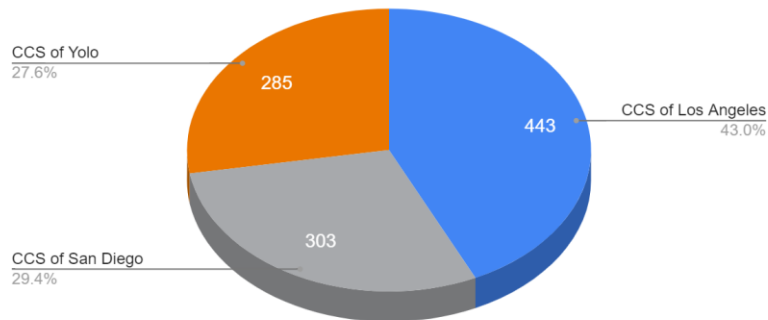
Attendance for Field Trips as of November 12, 2021



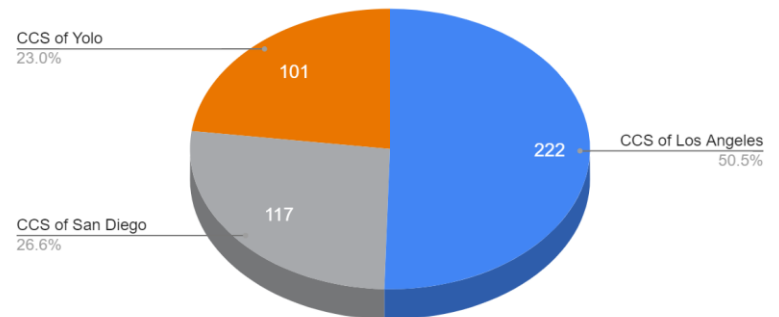


# Engagement

Registrations for Scholar Clubs as of November 12, 2021



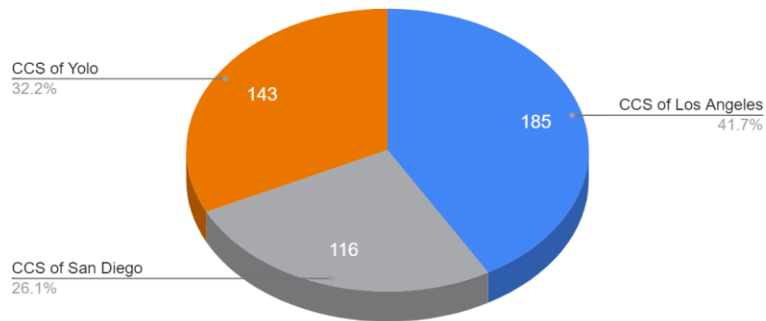
Attendance for Scholar Clubs as of November 12, 2021



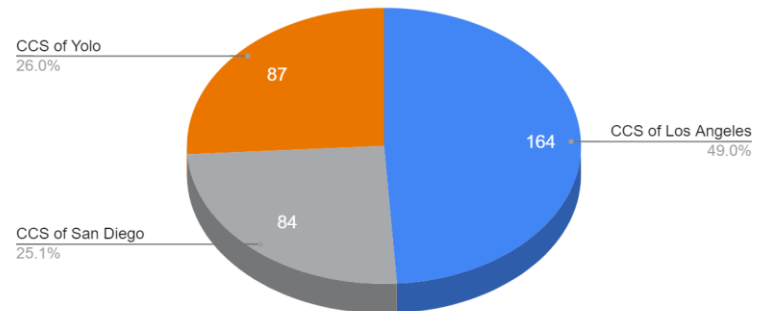


# Engagement

Registrations for VSW's as of November 12, 2021



Attendance for VSW's as of November 12, 2021

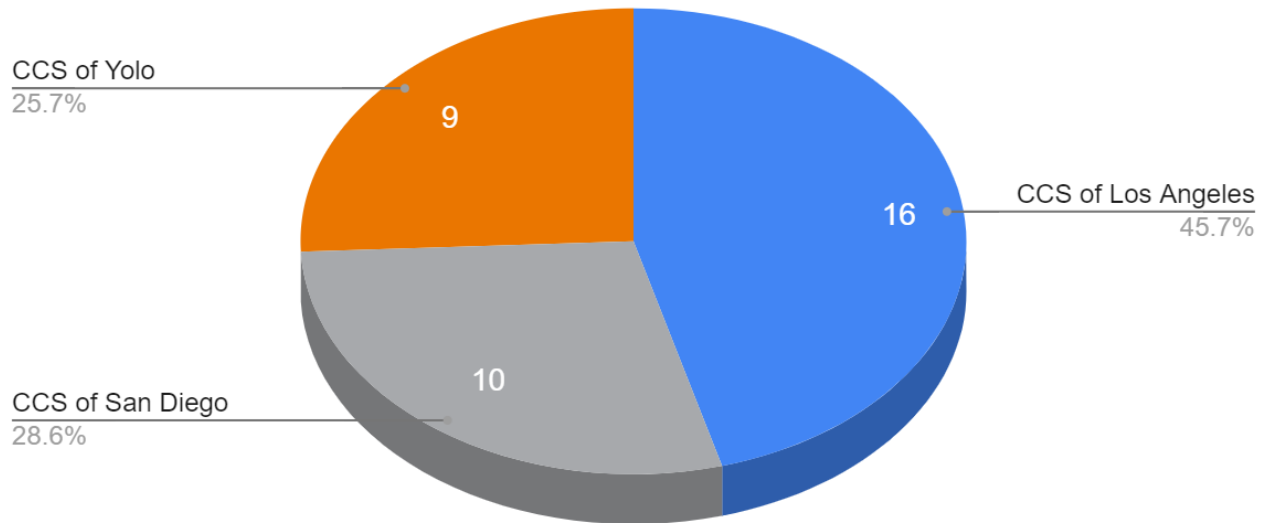






# Engagement

LCA Registrations by Family as of November 12, 2021





# Online Learning

- Online tier 1 interventions:
  - To address an inquiry regarding tier 1 interventions from the previous board meeting, these interventions are now a lead measure for the Online WIG scoreboard.
  - Teachers will choose an intervention tool/strategy and implement it during the month.
  - Through the PLC process, teachers will collaborate, analyze scholar data and artifacts, and reflect on this tool/strategy used to target scholar learning through tier 1 interventions.



# Online Learning

- Online tier 1 interventions continued:
  - Teachers will report on the impact of this tool/strategy on their instruction and scholar learning which will be shared on the WIG scoreboard.
- Online Department Tiered Re-engagement
  - This process is helping scholars be engaged in their learning and is helping STs and LCs work together to address any barriers to learning
  - Of the tier 1 re-engagement notices, only 1/3 were escalated to tier 2 re-engagement.



# Online Learning

- Online Department Tiered Re-engagement continued:
  - However, by including a meeting with program director for tier 2 re-engagement, families have been attending this meeting to help scholars be successful.
- Connection meetings/Online Personalized Learning Plans (PLP)
  - Families have provided positive feedback regarding connection meetings and using the PLP this school year.



# Online Learning

- Live instruction
  - Teachers continue to see a higher percentage of scholars attending learning labs this year.
  - Although the synchronous, homeroom instruction attendance is not as high as the learning lab attendance in grades 4-12; since this implementation is new, the team is expecting that attendance to increase over time.



# Online Learning

- Lead measures for the Online Learning Department
  - Starting December 13, the Online Learning Department will share the updated WIG score board with the department's lead measures.
- Online Lead Measure for the 2021-22 School year:
  - 85% of Teachers will self report monthly on the positive impact of instructional strategies and tools that are developed and shared from Staff Support *and/or Directors during team meeting time.*

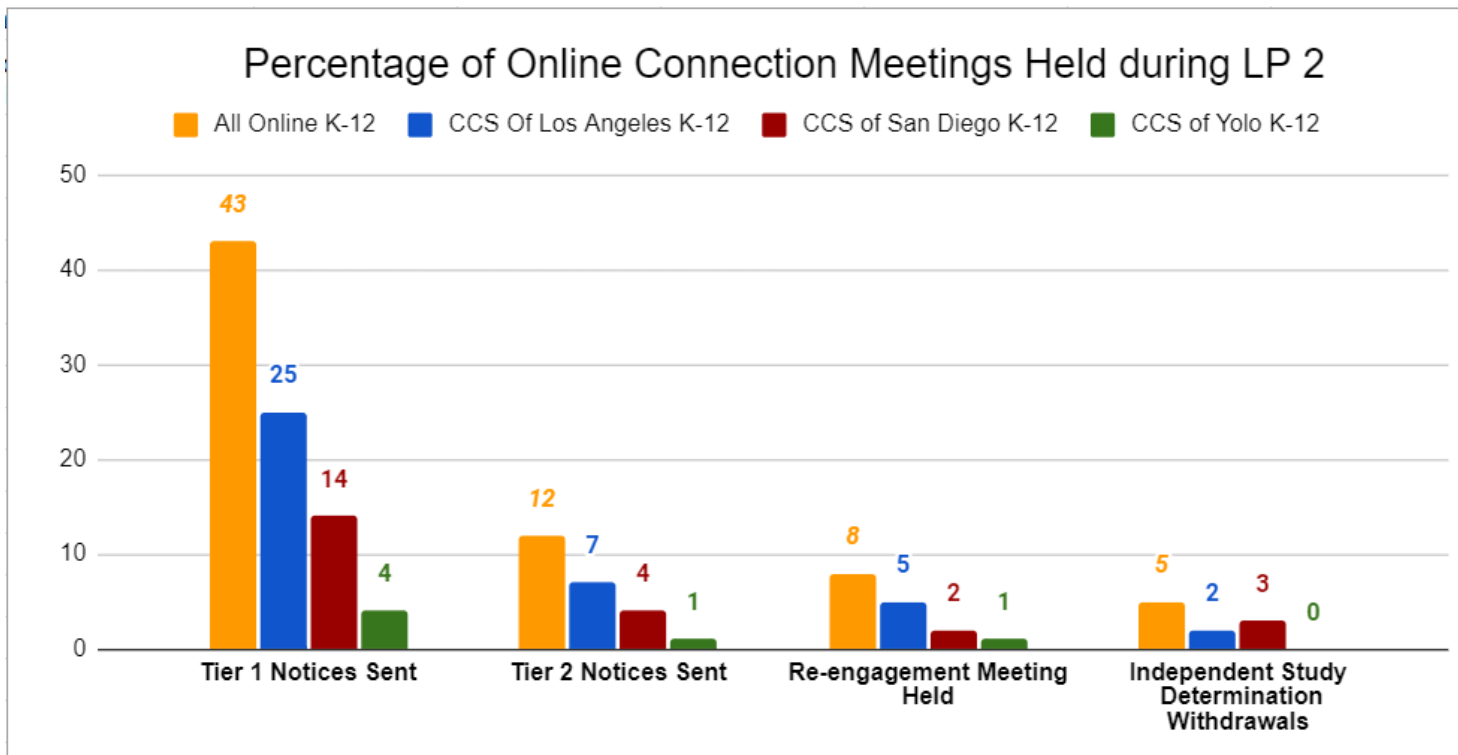


# Online Learning

- Online Lead Measure for the 2021-22 School year:
  - 85% of sample groups of scholars will show improved achievement based on the new learnings and strategies tried through the training above.
  - 85% of sample groups of scholars will show improved achievement based on the new learnings and strategies tried through the training above.



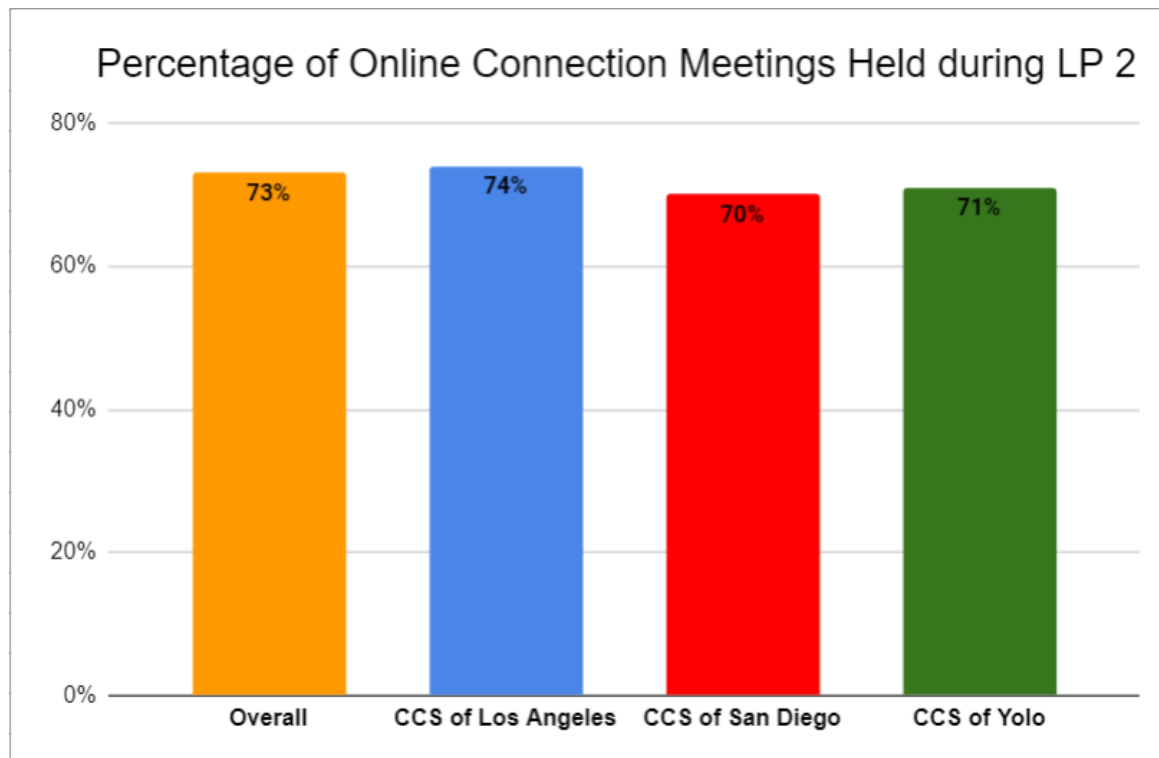
# Online Learning: Tiered Re-engagement







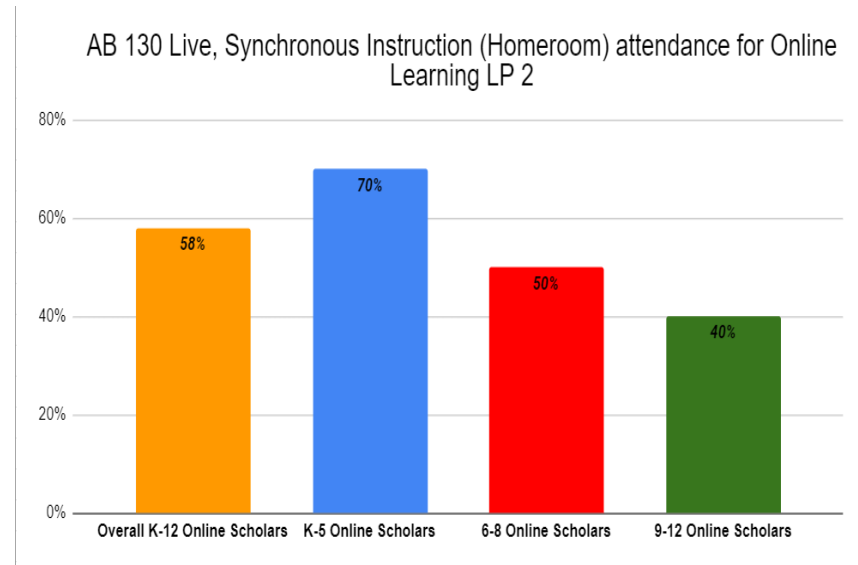
# Online Learning: Connection Meetings





# Online Learning Synchronous Instruction for LP 2

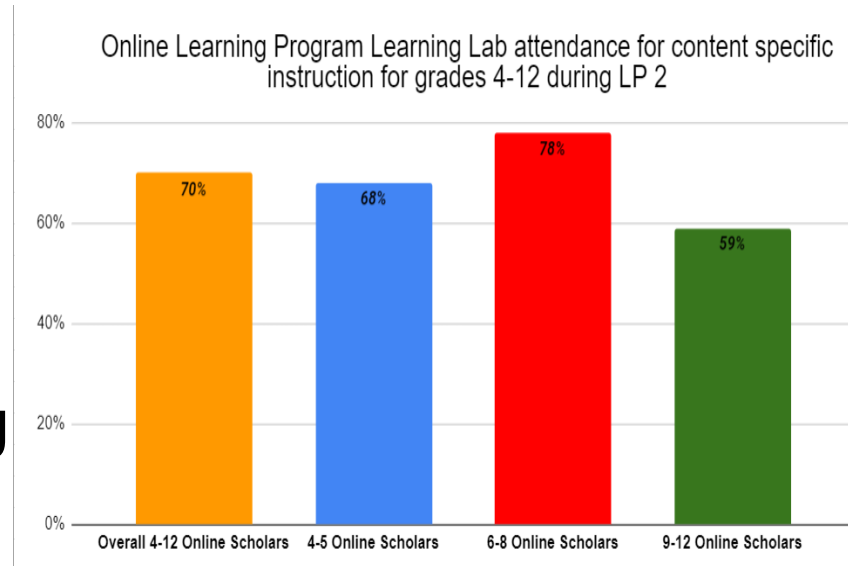
- For K-3 scholars, this is the learning lab scholars should be attending 5 days a week.
- For scholars in grades 4-12 this is in addition to their content specific learning labs and is held once a week.





# Online Learning Learning Lab Attendance for LP 2

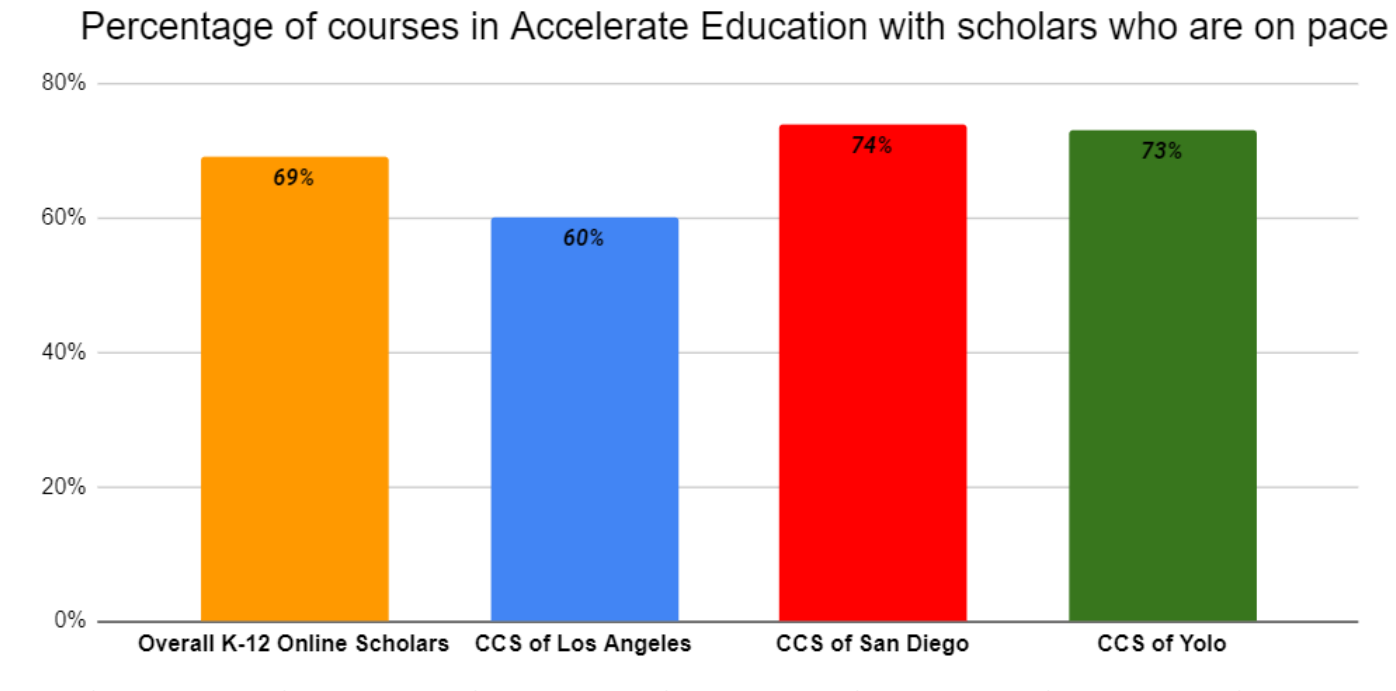
- Learning labs meet the daily live interaction for grades 4-8.
- Grades 9-12 are not required to have live interaction each day but find the value in learning labs where tier 1 interventions can be implemented





# Online Learning

Percentage of Accelerate Education courses with scholars who are on pace





# Options Learning

- Options program has seen significant changes in administration; we have a new Interim Director and an Interim Coordinator
  - These changes have led to shifts in staff/scholars to accommodate this movement within the department
  - This improved the teacher to coordinator ratio
- Options Department ST Changes
  - Initially under-enrolled; 8 STs moved to various departments
  - Rise in enrollment and a few staff leaving Compass; 5 STs, leading to scholar reassignments



# Options Learning

- Options Tiered Re-Engagement
  - This process is helping scholars to remain engaged through ensuring an adequate body of work is submitted to their teacher, each learning period to show evidence of mastery or working towards the mastery of standards.
  - Since the roll out of Tiered Re-Engagement, only 3% of Tier 1 notices have escalated to a Tier 2 notice

# Options Learning



- Connection Meetings and Personalized Learning Plans (PLPs)
  - With the introduction of AB130 & 167, our Options STs have been tracking an essential standard/learning goal for each subject each LP and reviewing the scholar's body of work with the LC at each connection meeting to assign a score and track on the PLP.
- Lead Measures and PLCs
  - 85% of Options scholars identified as 'on-watch' will work in Freckle 3 days a week / 1 hour a week (i.e. 20 min M/W/F) to increase their STAR benchmark

# Options Learning



- Beginning December 13, Options STs will begin reporting on their lead measures in PLC time and discuss with their colleagues ways to help increase participation in Freckle
- Updates to the WIG scoreboard will be shared out with the Options' department and Superintendent

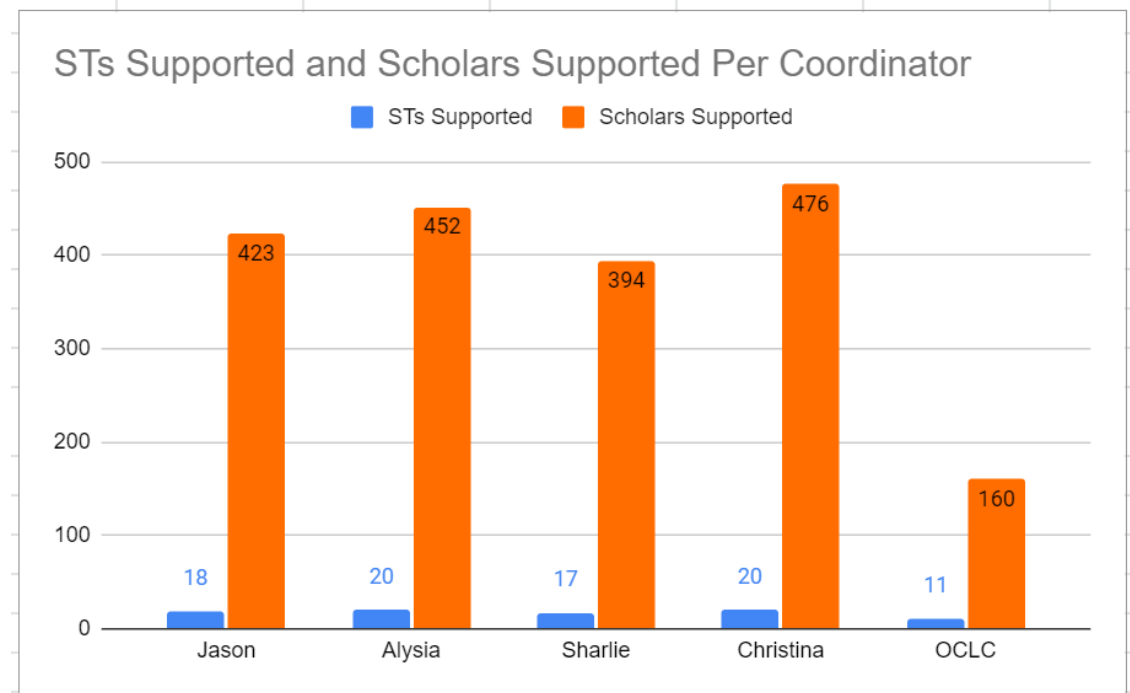




# Options Learning

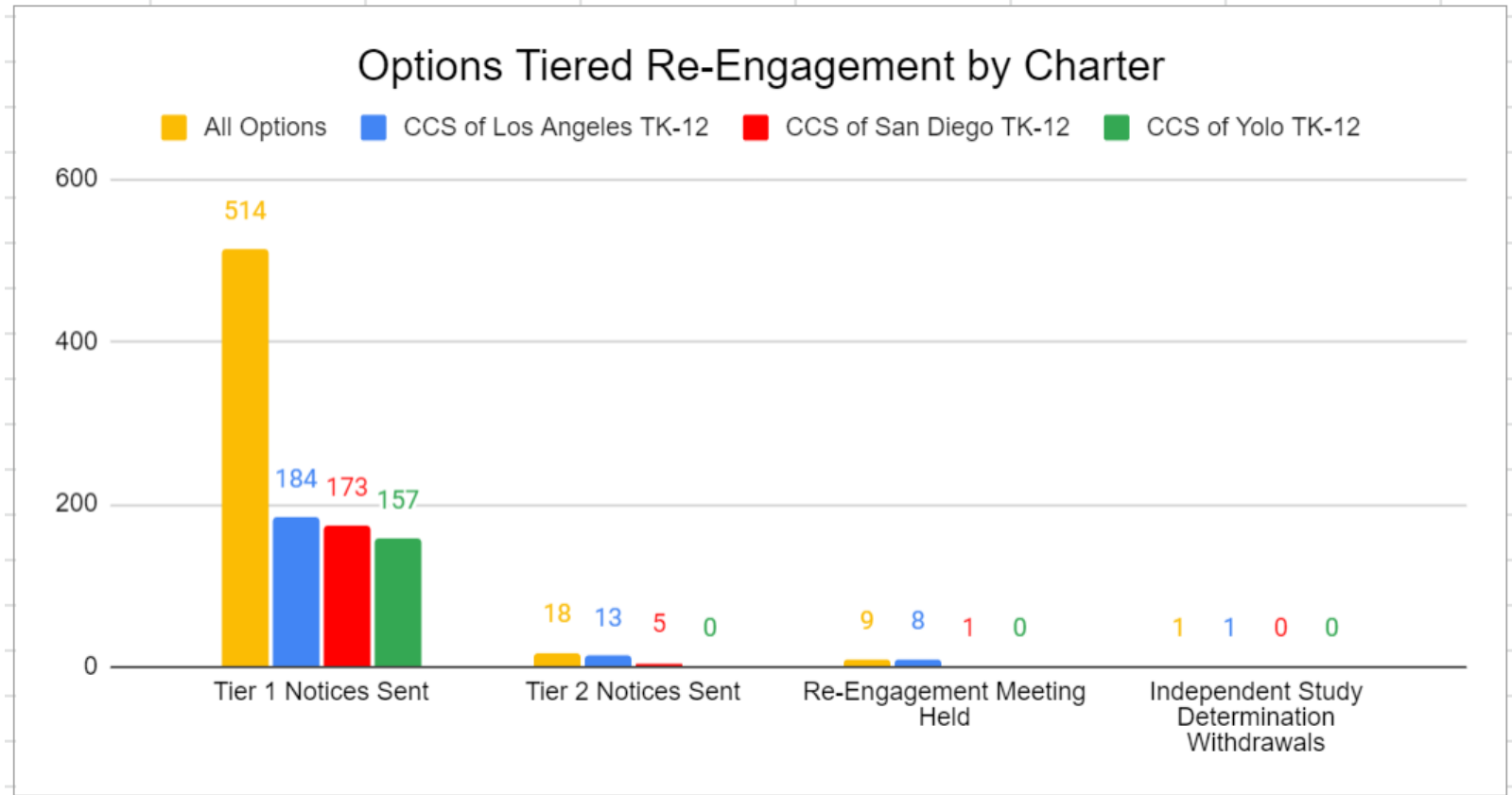
## Coordinator Teams of STs and Scholars

- The Options team has had recent shifts in staffing
- STs have shifted, too, with onboarding of a new Interim Coordinator





# Options Learning

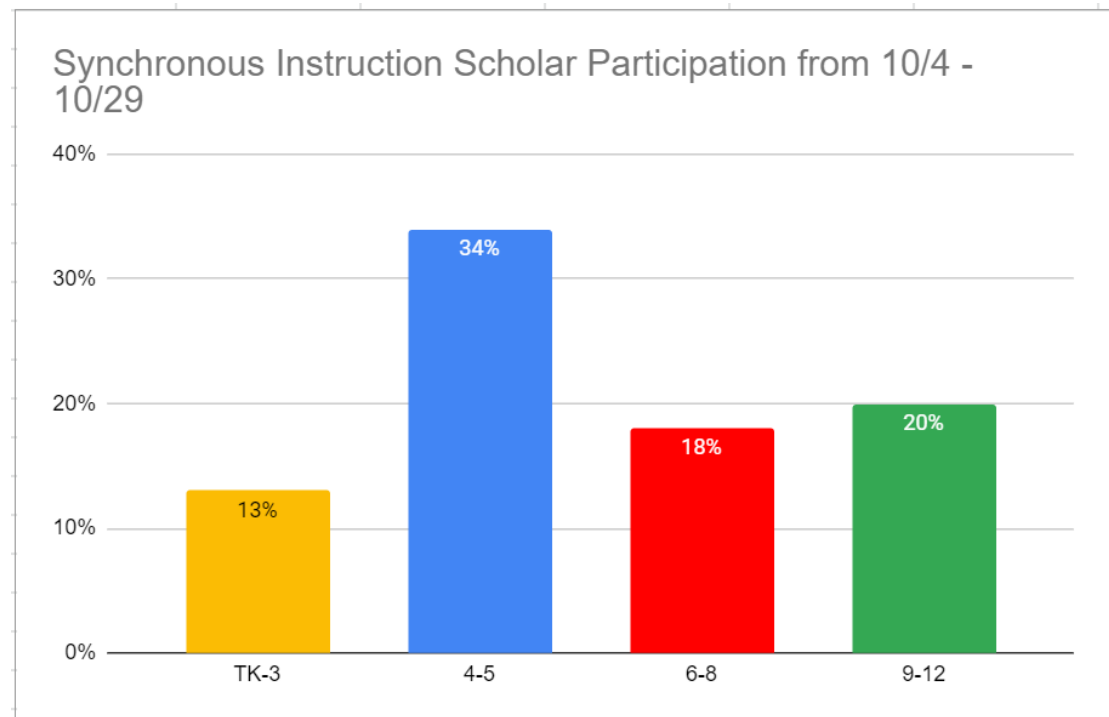




# Options Learning

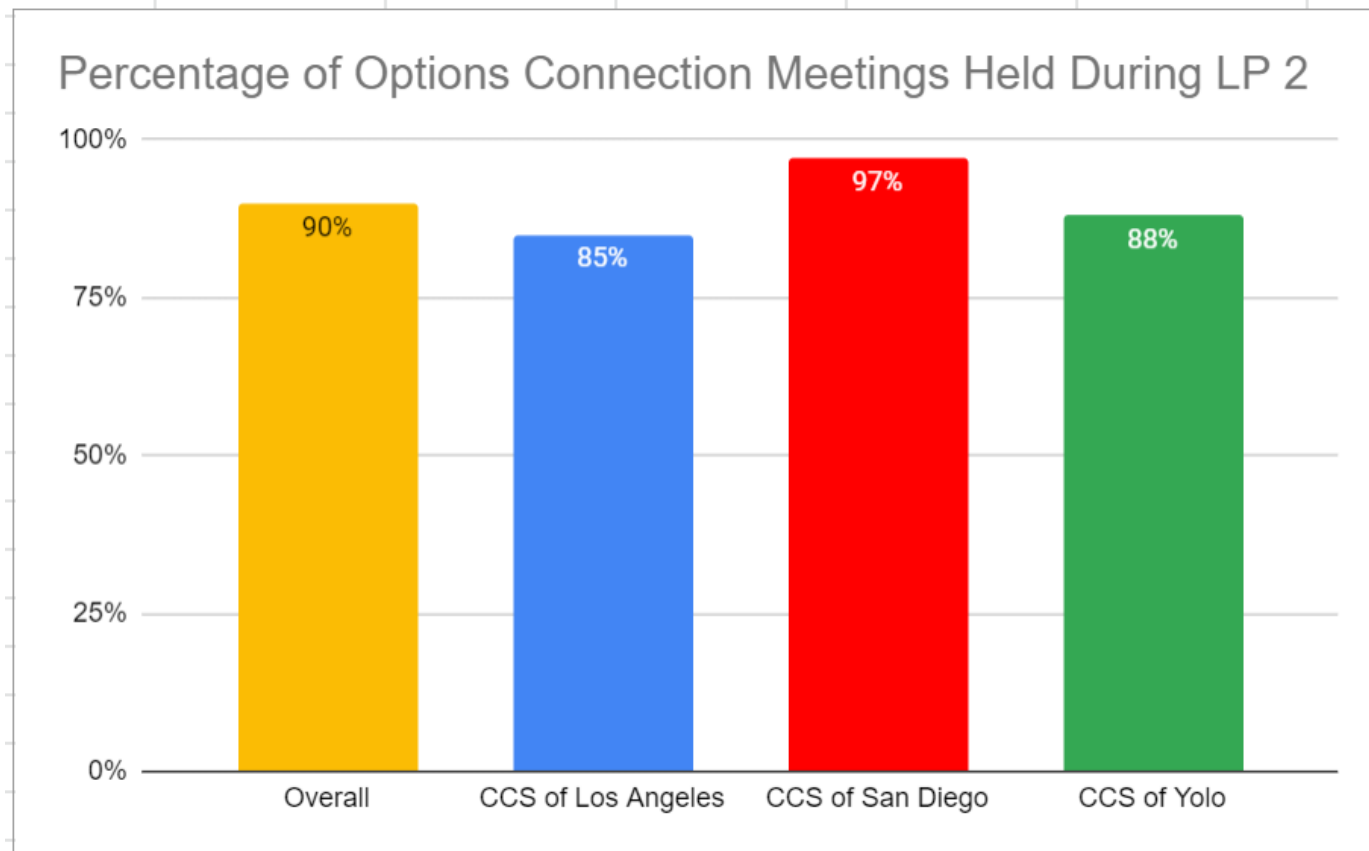
## AB130 Plan Homeroom (Synchronous) Instruction Update

- TK-3rd grade scholars are offered 5 days a week of live synchronous homeroom instruction by their teacher of record
- 4th - 12th are offered one day a week of live synchronous homeroom instruction by their teacher of record





# Options Learning





# Special Education

- As of November 17, 2021, 344 scholars with IEPs across all three schools.
- 10 Education Specialists, 2 full-time Special Education Coordinators, 1 Special Education Technician.
- Contracted with new non-public agencies (NPAs)
- Most prevalent eligibility category is Specific Learning Disability, followed by Autism, then Speech-Language Impairment.



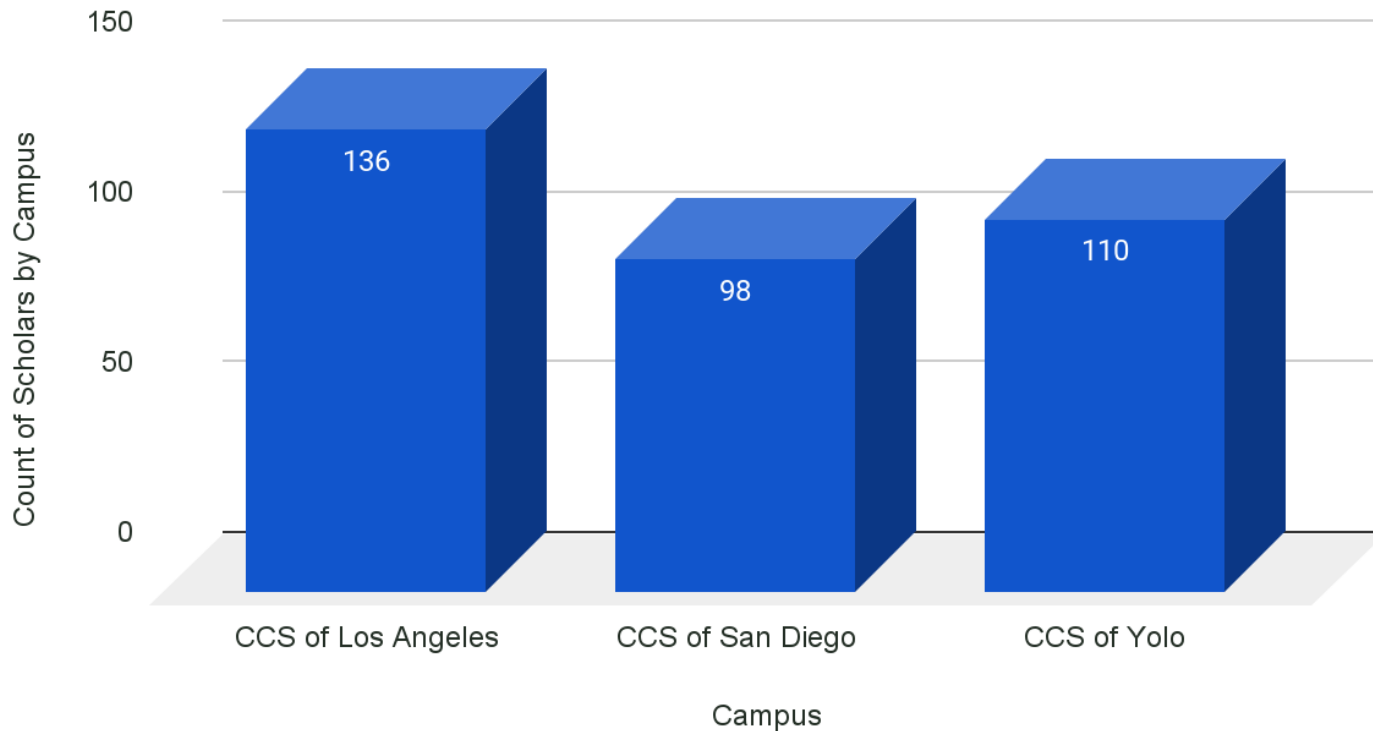
# Special Education

- Highest percentage of services across schools: Specialized Academic Instruction (SAI), followed by Speech-Language Therapy
- SAI tracked as live interaction in compliance with AB 130.
- Supplemental curricula available specific to scholars with IEPs include Learning Ally, Read Naturally, Ascend Math, and MaxScholar. They are all research based subscriptions that provide targeted intervention for scholars who struggle in Reading and Math. These are also utilized during SAI.
- SPED team is currently being trained in Orton-Gillingham.

# Special Education



## Scholars with IEPs Count by Campus





# Special Education

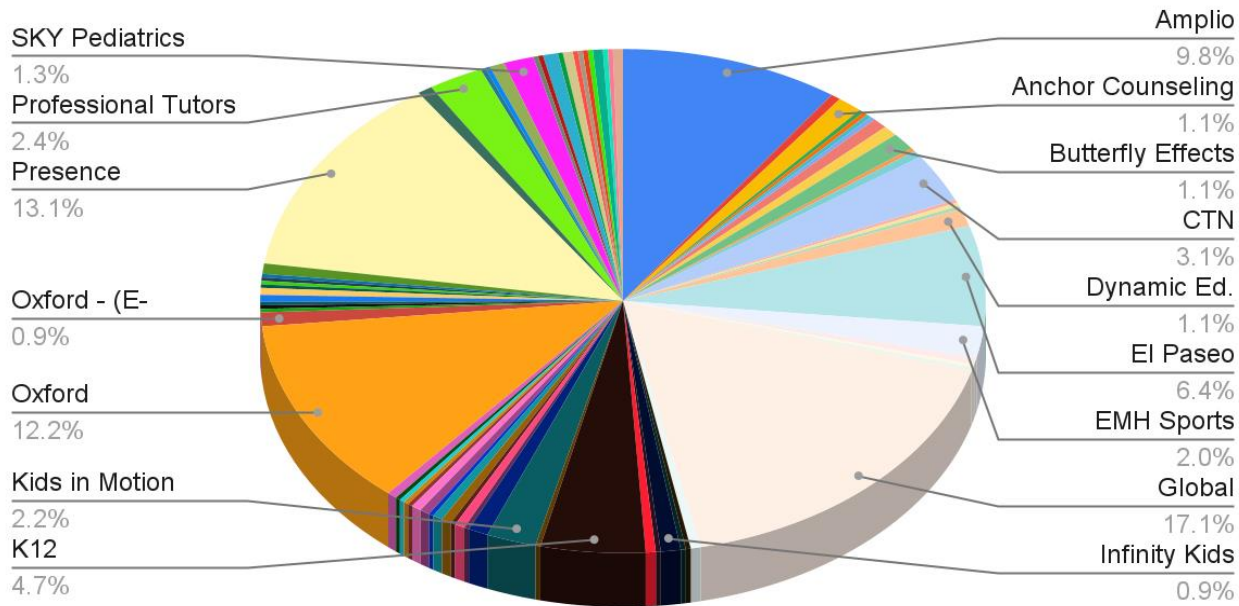
## Case Management





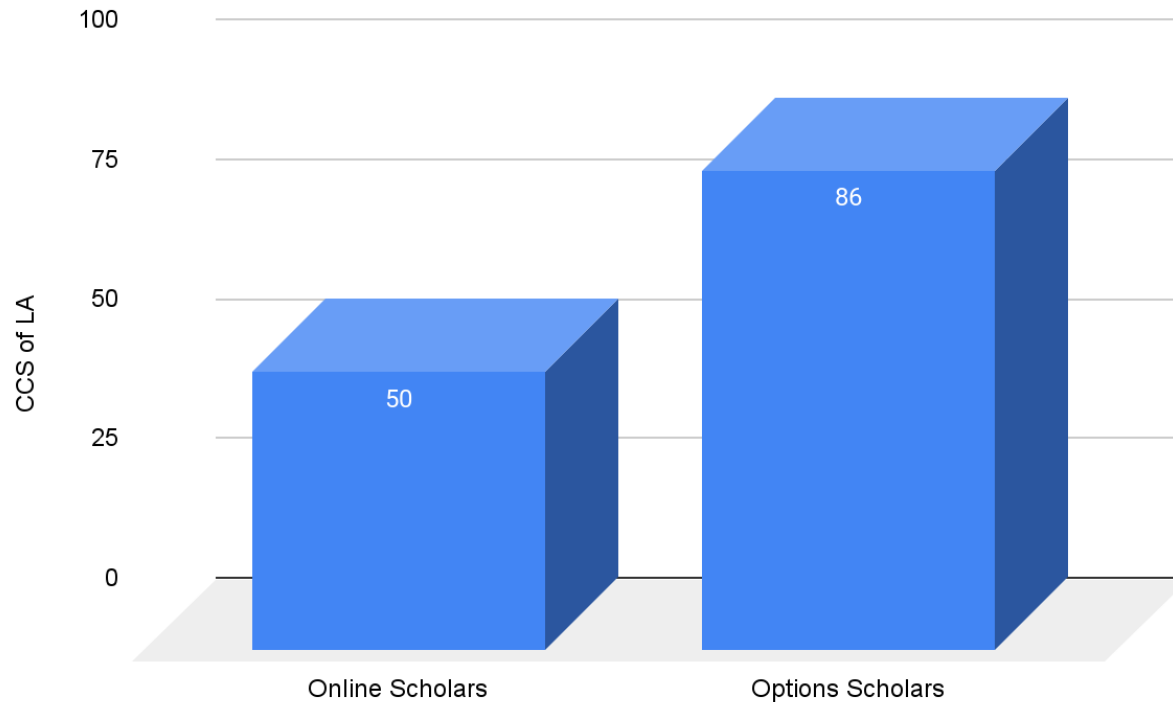


# Special Education Nonpublic Agency Services Distribution



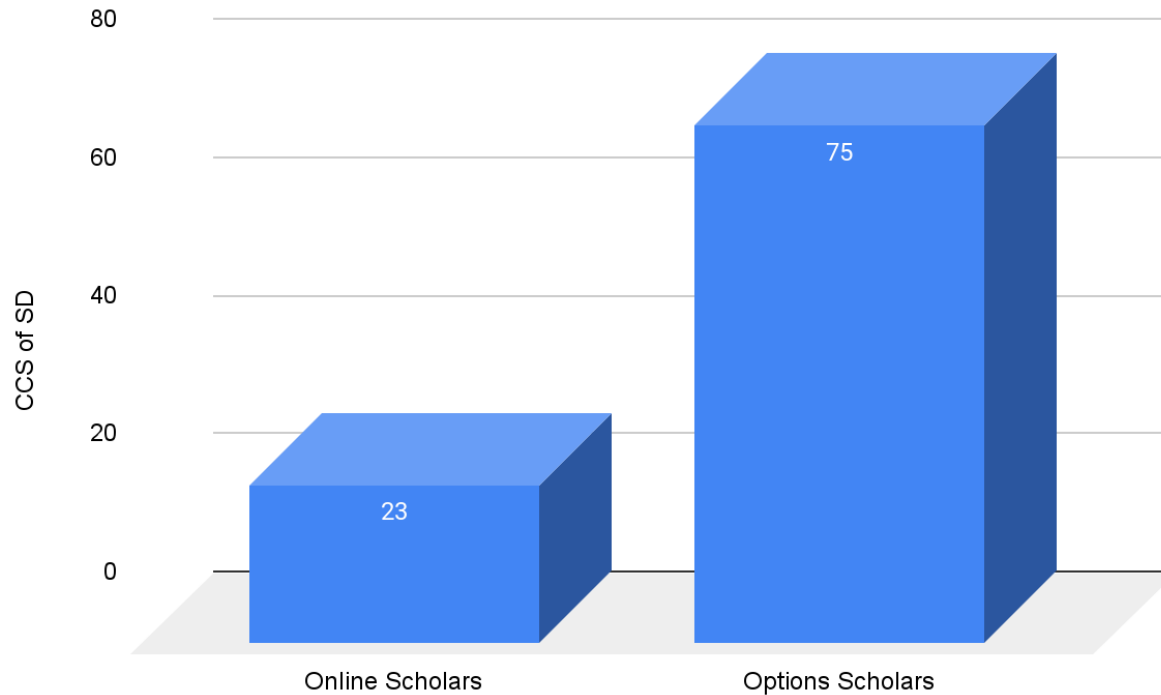


# Special Education CCS of Los Angeles



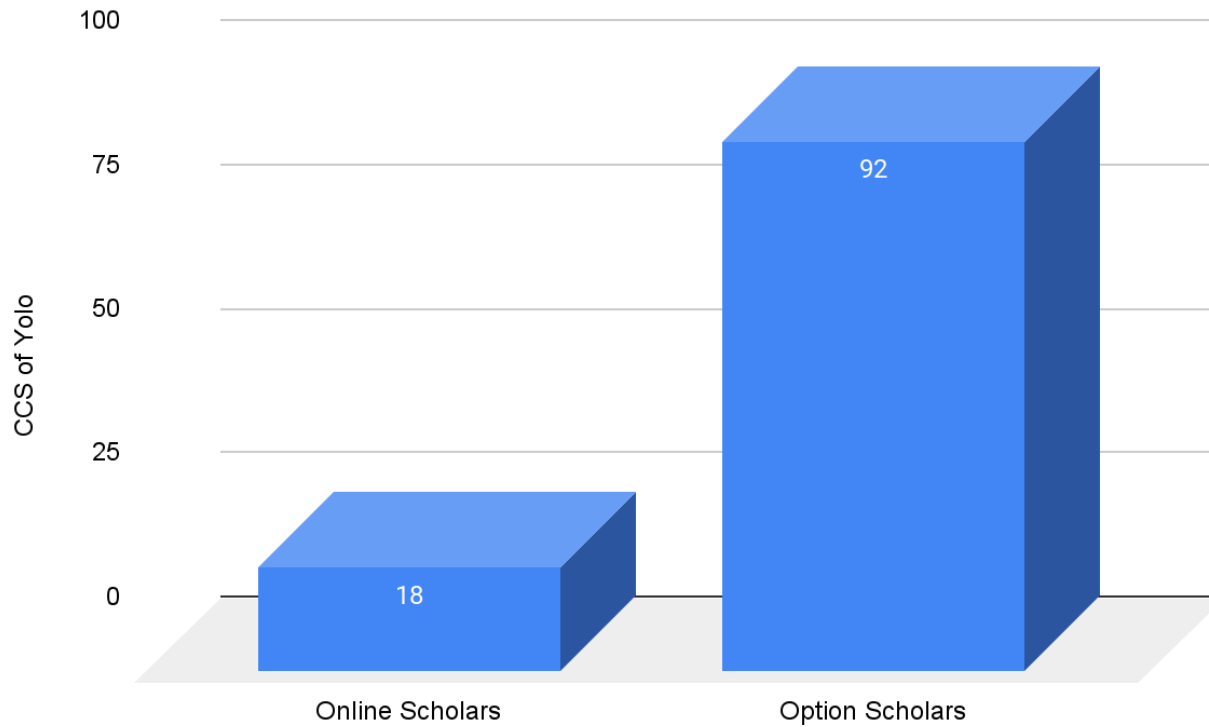


# Special Education CCS of San Diego



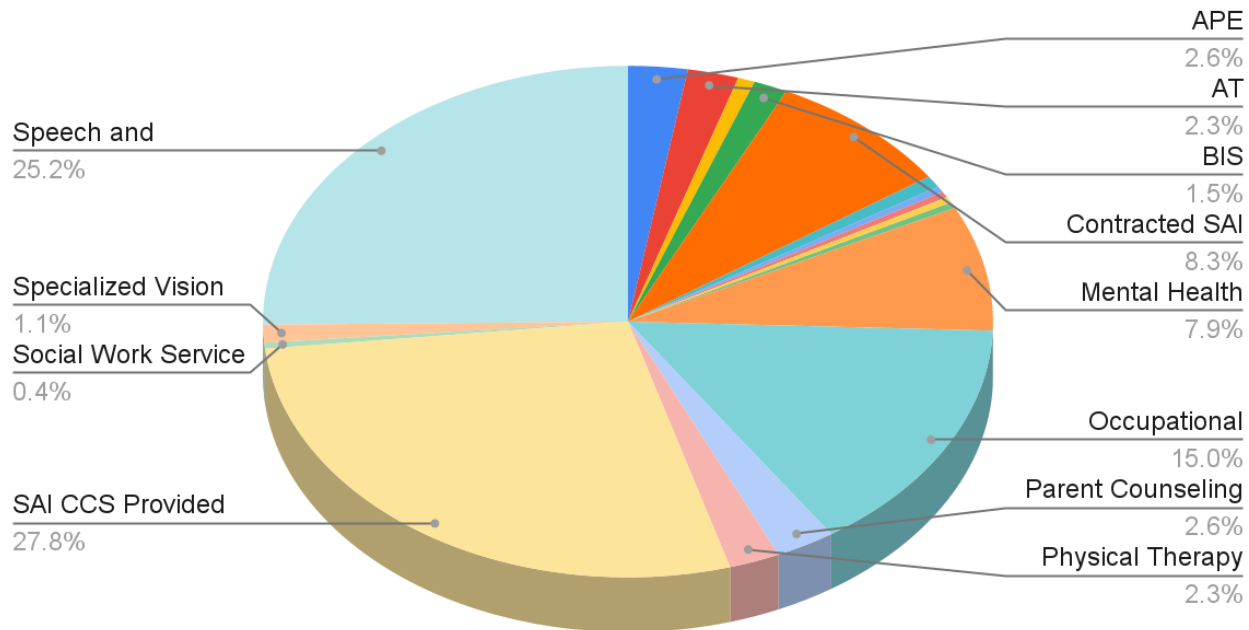


# Special Education CCS of Yolo



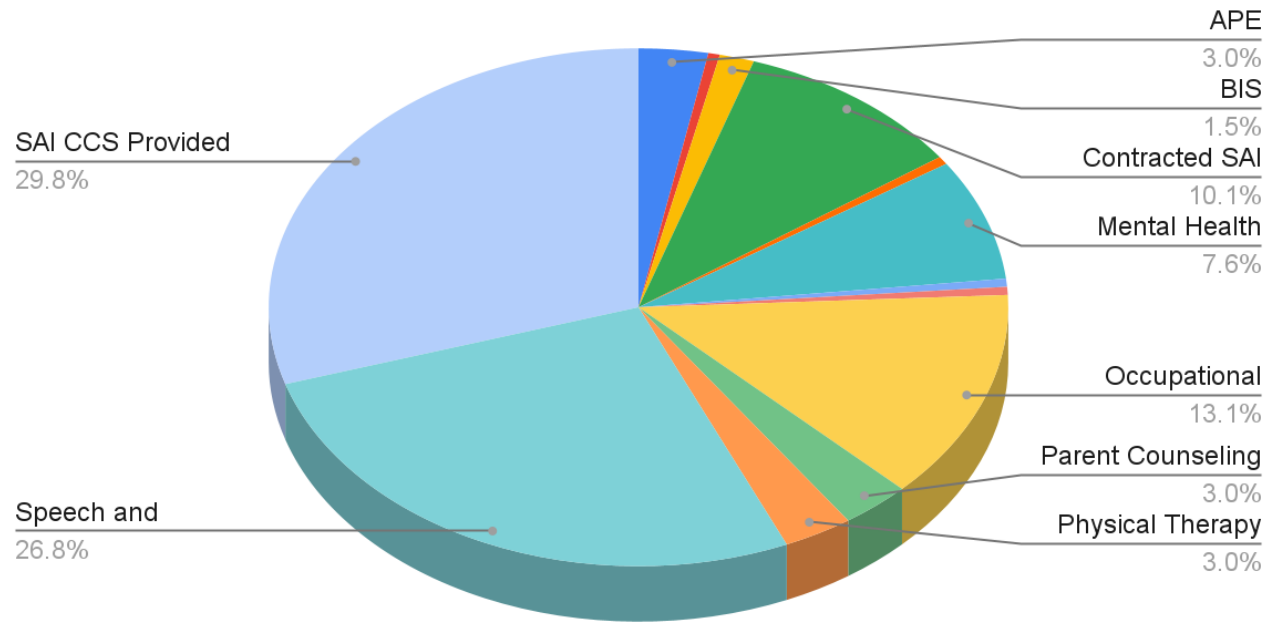


# Special Education CCS of Los Angeles Services Provided



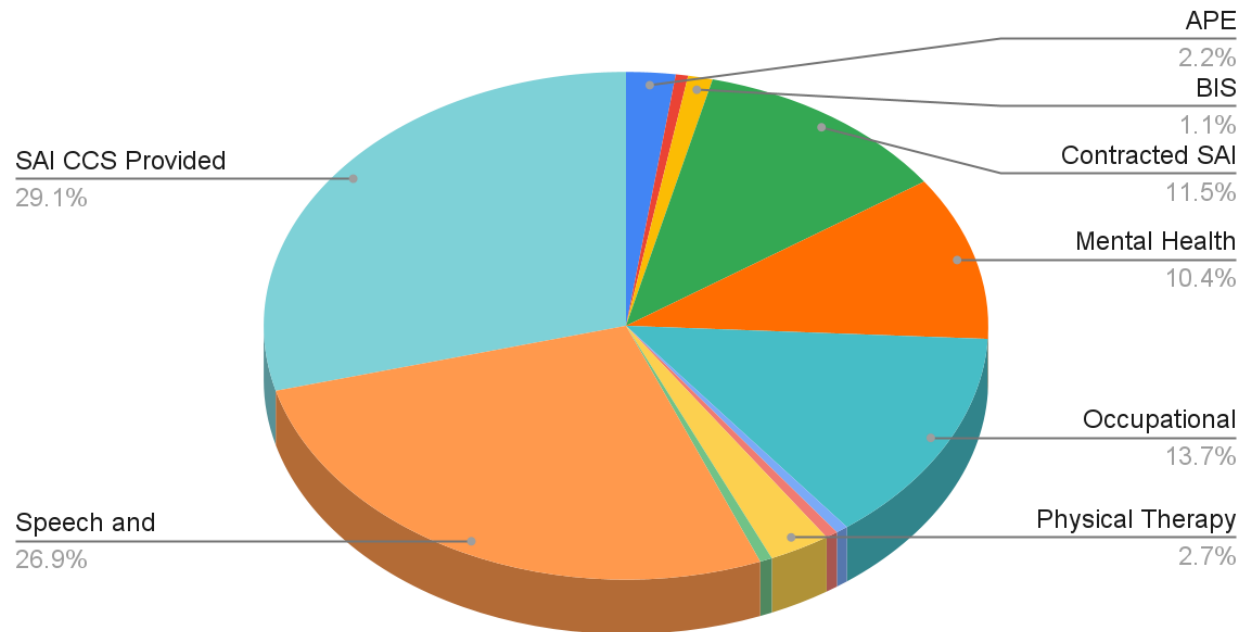


# Special Education CCS of San Diego Services Provided





# Special Education CCS of Yolo Services Provided





# Staff Support

- We acquired a new position as of October
  - The new Curriculum Developer has been utilizing the lesson plan database to curriculum map per LP and linking the Essential Standards to each lesson plan
- Daily Dose of Math
  - To increase academic achievement, we started a new initiative for October, whereby our Instructional Coaches created daily 5 minute math warm ups for STs to use in live instruction. ELA will start after Fall Break.





# Staff Support

- Instructional coaches have selected their coachees and have started working with them 1:1 - each coach has 4-5 STs
  - Scheduled the meet and greet meeting, and “just in time” support starts after Fall Break. Coachees will go through the coaching cycle in January.
    - Coaching cycle: pre-observation meeting aligning their goals to the California Standards for the Teaching Profession (CSTPs), the observation, and the post-observation reflection meeting.
- October - November Professional Learning Sessions:
  - Star Data Training, Packing Your Virtual Suitcase - exploring the Tools for Teachers within CAASPP



# Staff Support

<i>COUNT of Star Early Literacy Completed</i>			
<i>Learning Center/Site Name</i>	TRUE	FALSE	Grand Total
Online Scholar	72	558	630
Options Scholar (Homeschool)	503	1371	1874
<b>Grand Total</b>	<b>575</b>	<b>1929</b>	<b>2504</b>

<i>COUNT of Star Math Completed</i>			
<i>Learning Center/Site Name</i>	TRUE	FALSE	Grand Total
Online Scholar	502	128	630
Options Scholar (Homeschool)	1395	479	1874
<b>Grand Total</b>	<b>1897</b>	<b>607</b>	<b>2504</b>

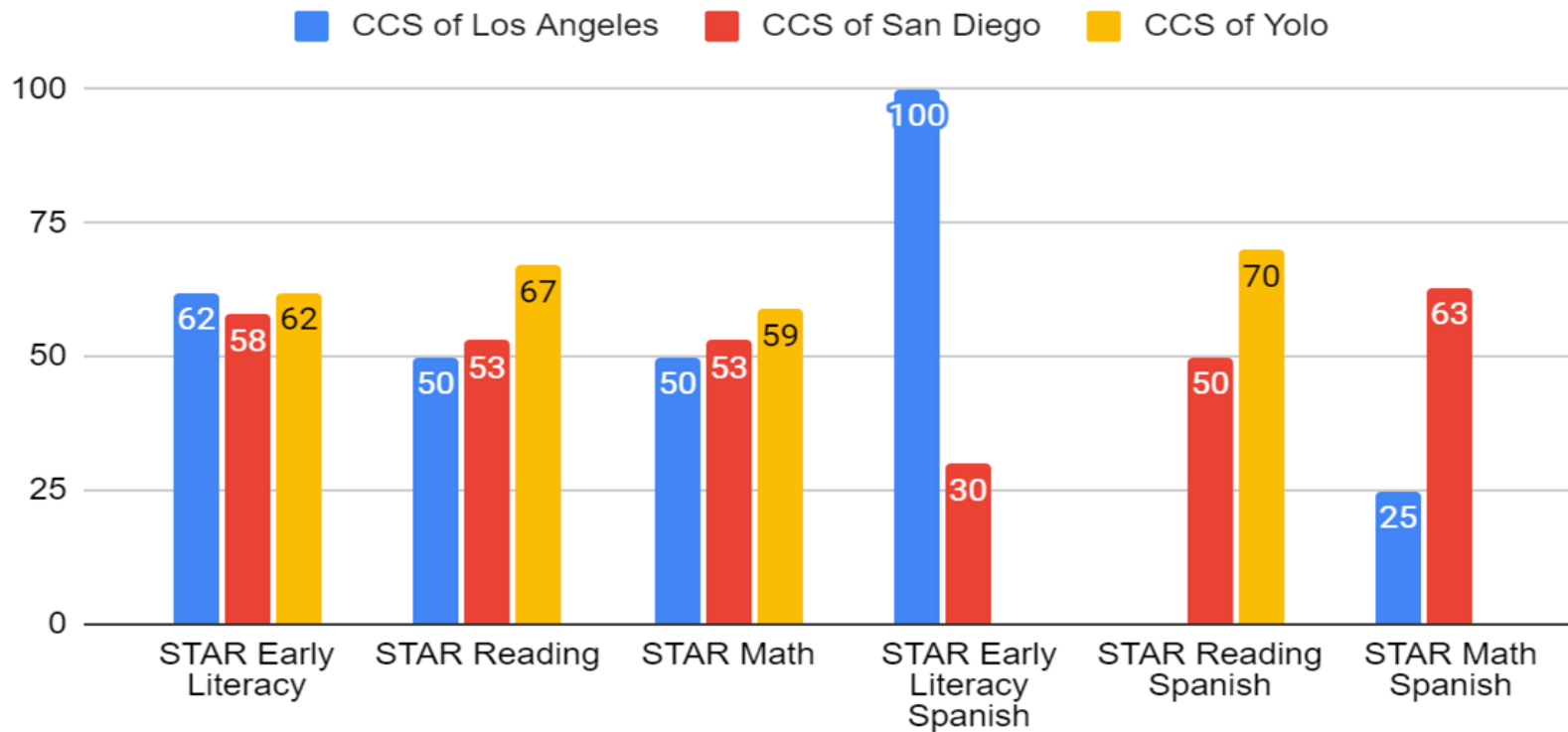
<i>COUNT of Star Reading Completed</i>			
<i>Learning Center/Site Name</i>	TRUE	FALSE	Grand Total
Online Scholar	485	145	630
Options Scholar (Homeschool)	1270	604	1874
<b>Grand Total</b>	<b>1755</b>	<b>749</b>	<b>2504</b>



# Staff Support

## STAR Benchmark Proficiency

Percentage as of 11/17/21

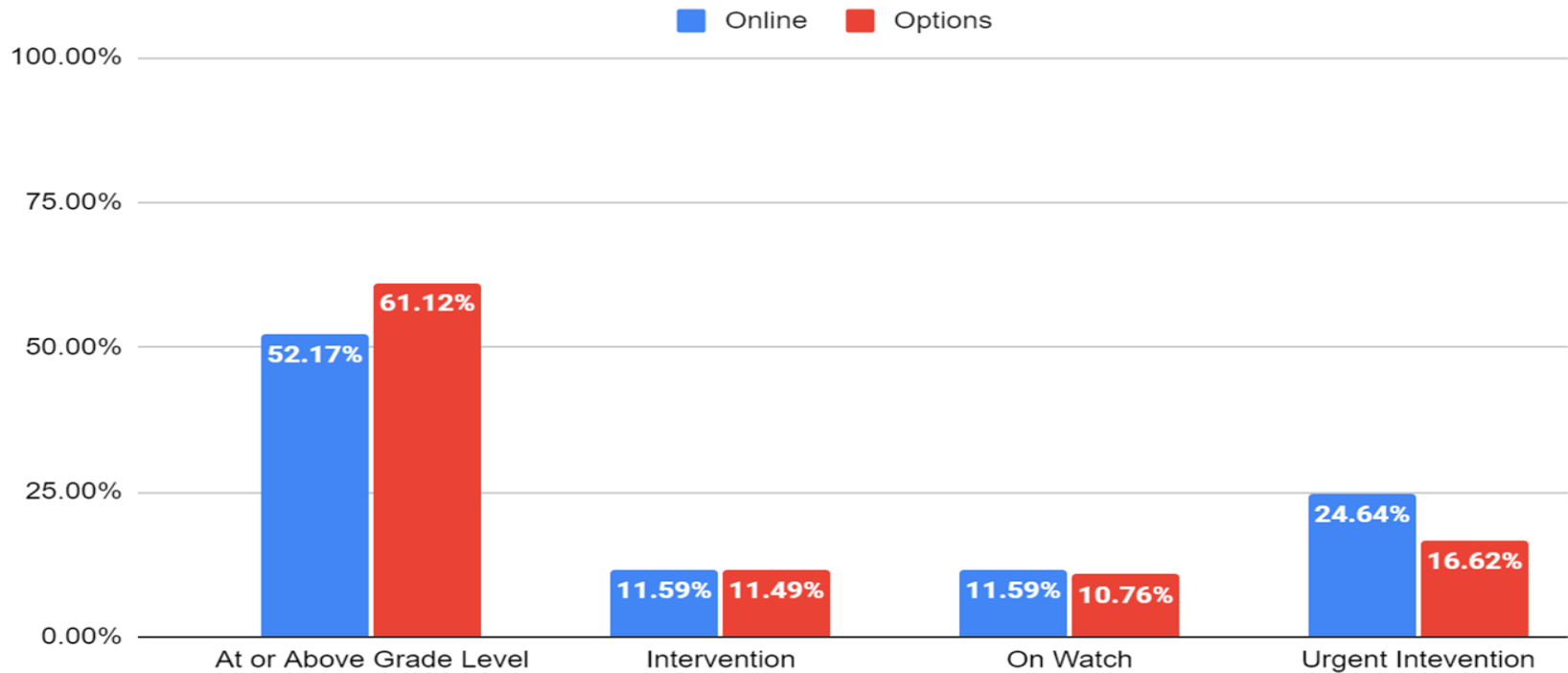




# Staff Support

## Compass Charter Schools STAR Early Literacy Proficiency

Enrolled Scholars demonstrating proficiency as of 11/17/21 -

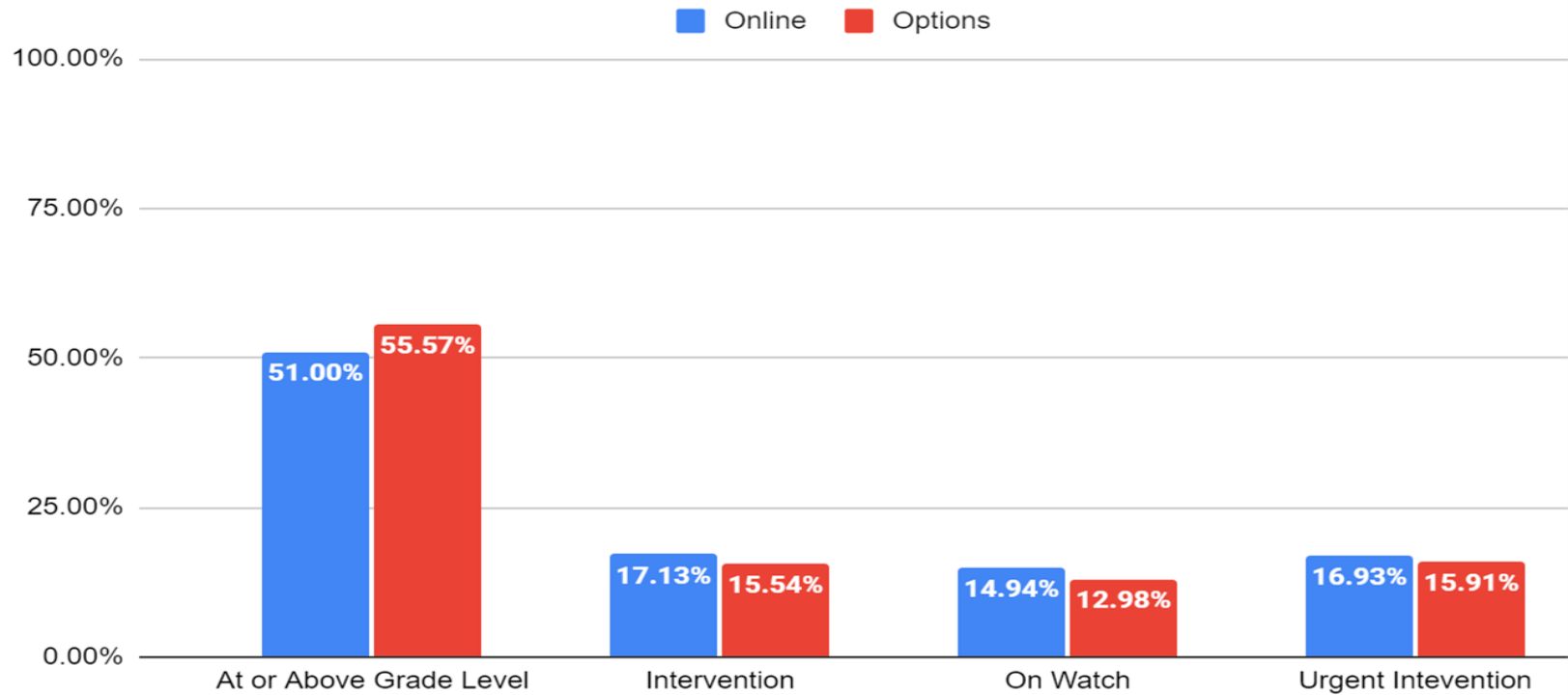




# Staff Support

## Compass Charter Schools STAR Math Proficiency

Enrolled Scholars demonstrating proficiency as of 11/17/21 -

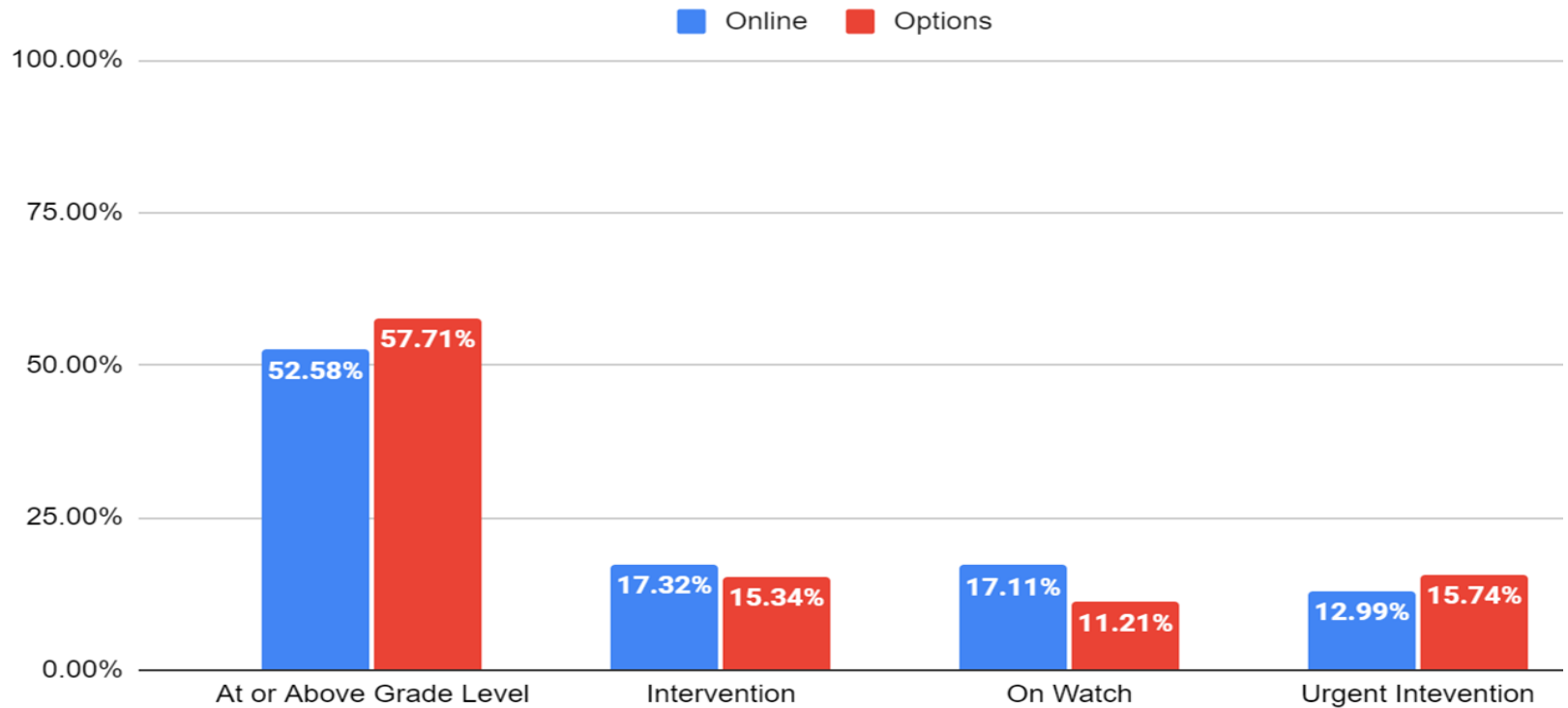




# Staff Support

## Compass Charter Schools STAR Reading Proficiency

Enrolled Scholars demonstrating proficiency as of 11/17/21 -

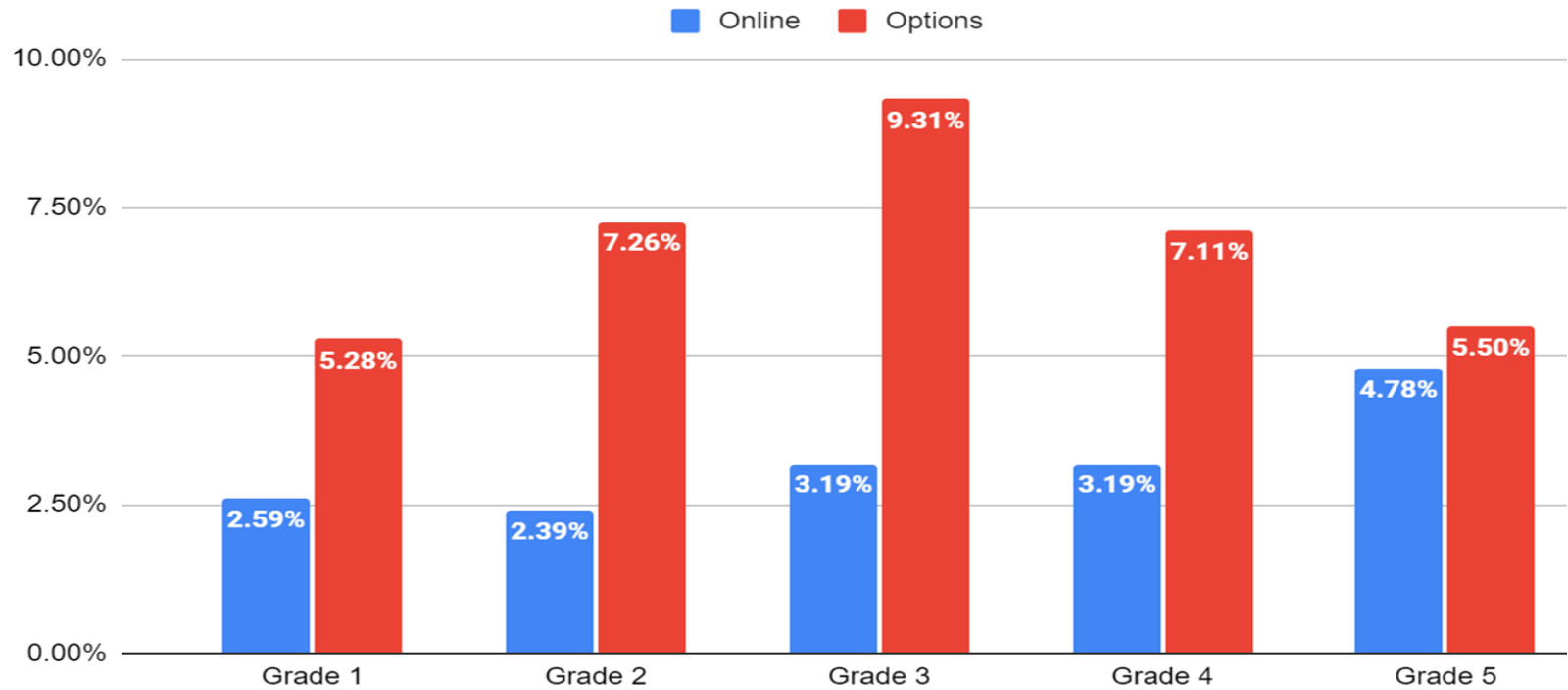




# Staff Support

## Compass Charter Schools STAR Math At or Above Grade Level

Enrolled Scholars demonstrating proficiency as of 11/17/21 - K-5

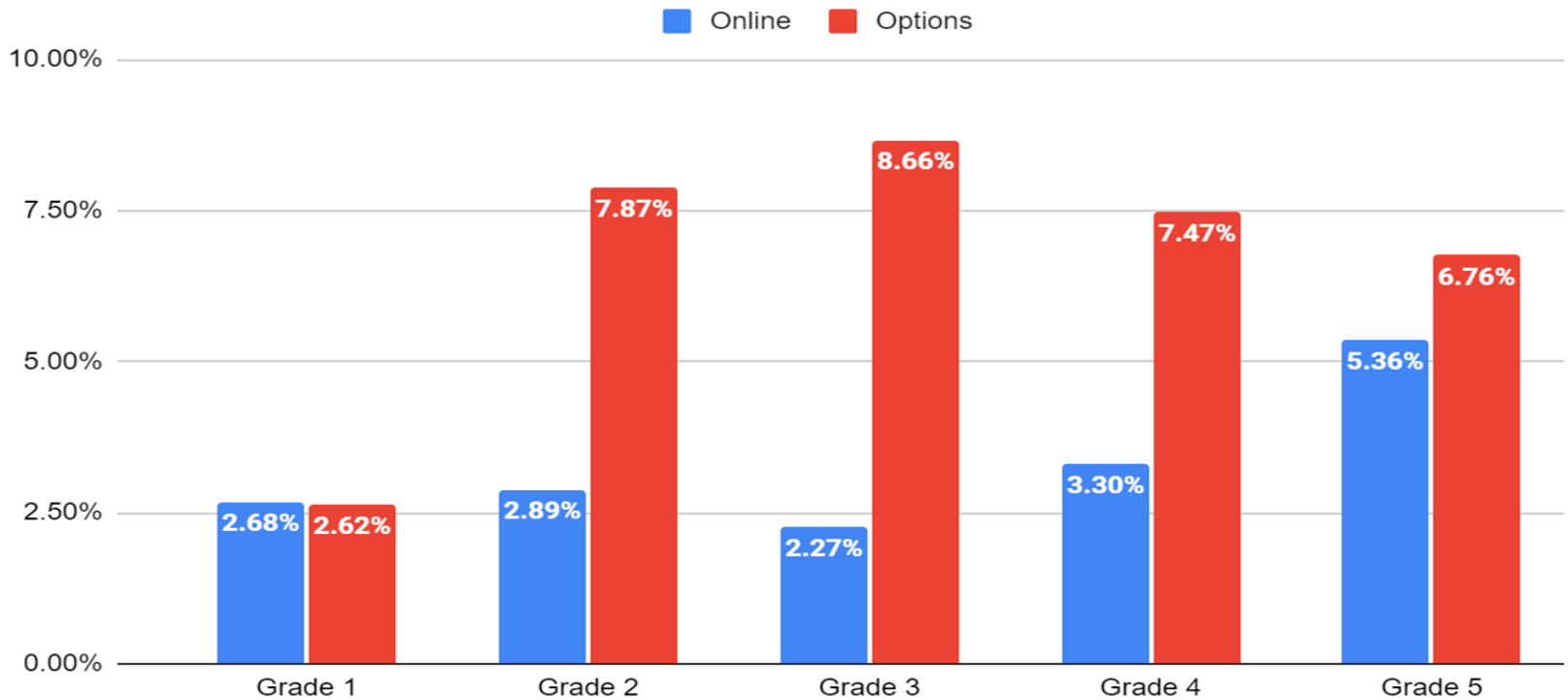




# Staff Support

## Compass Charter Schools STAR Reading At or Above Grade Level

Enrolled Scholars demonstrating proficiency as of 11/17/21 - K-5

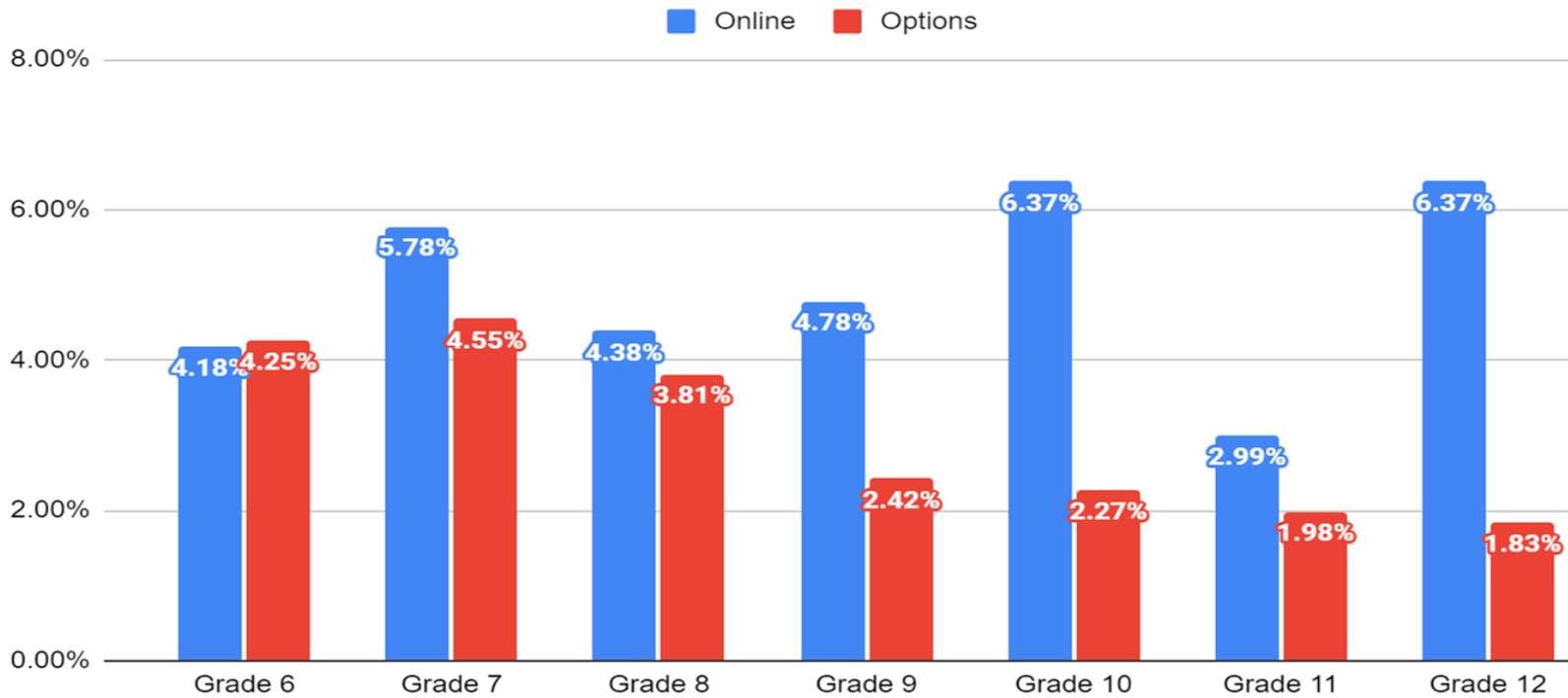






# Staff Support

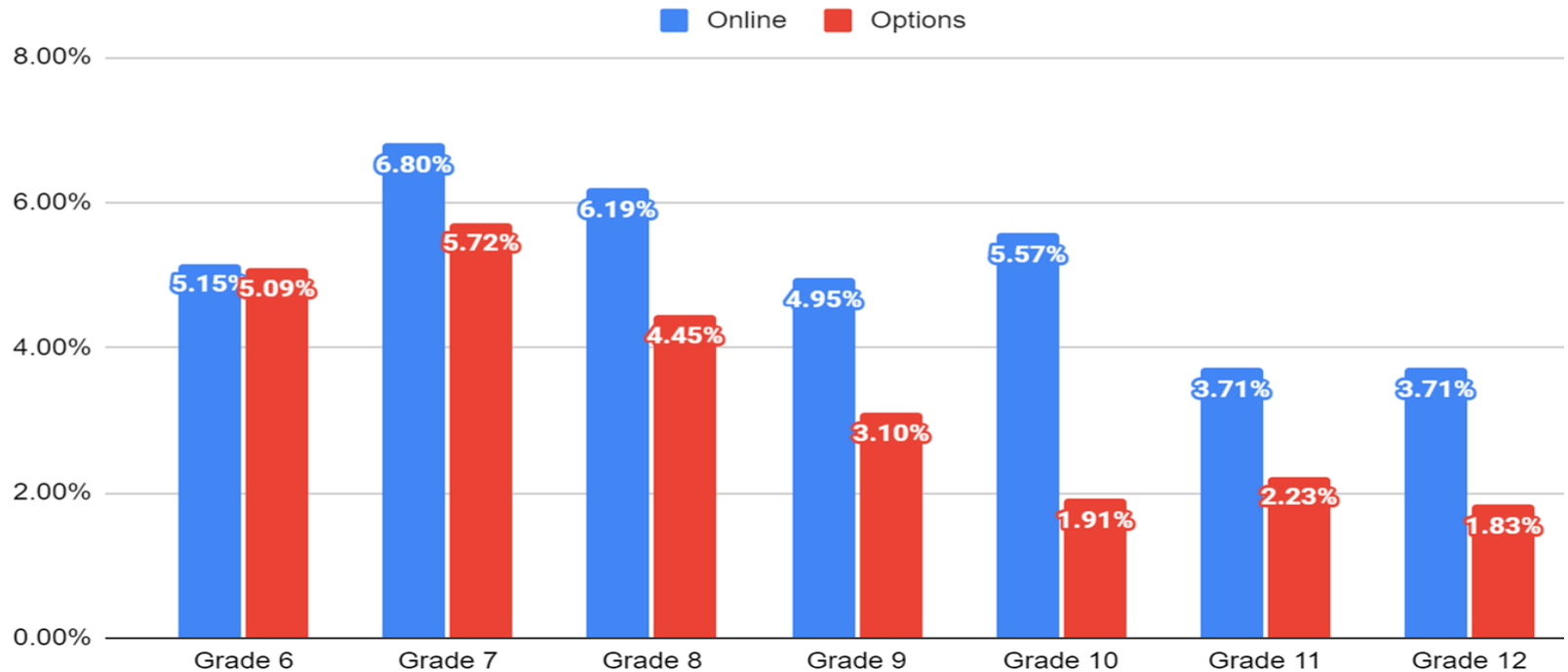
Compass Charter Schools STAR Math At or Above Grade Level  
Enrolled Scholars demonstrating proficiency as of 11/17/21 - 6-12





# Staff Support

Compass Charter Schools STAR Reading At or Above Grade Level  
Enrolled Scholars demonstrating proficiency as of 11/17/21 - 6-12





# Questions?



Contact:

Aviva Ebner, Ph.D. | Assistant Superintendent &  
CAO

(805) 358-4381

[aebner@compasscharters.org](mailto:aebner@compasscharters.org)

[@aviva\\_ebner](#)