



COMPASS
CHARTER SCHOOLS



CCS of Los Angeles

March 2021 Update

(855) 937- 4227

CompassCharters.org

COMPASS
CHARTER SCHOOLS



Agenda

- . Mission and Vision
- . WIG
 - . Charter Updates
- . Counseling
- . Curriculum & Instruction
- . Special Education and Scholar Groups
 - . Engagement
- . Q & A



Our Mission and Vision

MISSION STATEMENT

Our mission is to inspire and develop innovative, creative, self-directed learners, one scholar at a time.

VISION STATEMENT

Our vision is to create a collaborative virtual learning community, inspiring scholars to appreciate the ways in which arts and sciences nurture a curiosity for life-long learning, and prepare scholars to take responsibility for their future success.



School-Wide WIG

(Wildly Important Goal):

By focusing on scholar engagement, 100% of eligible scholars will graduate by the end of 2020-21 academic school year.



Charter Updates

CCS of Los Angeles
as of 3/16/2021

46 Supervising Teachers (STs)

- 10 online STs
- 36 options STs
- Average Roster: 21.2 scholars



Charter Updates

CCS of Los Angeles Online Program

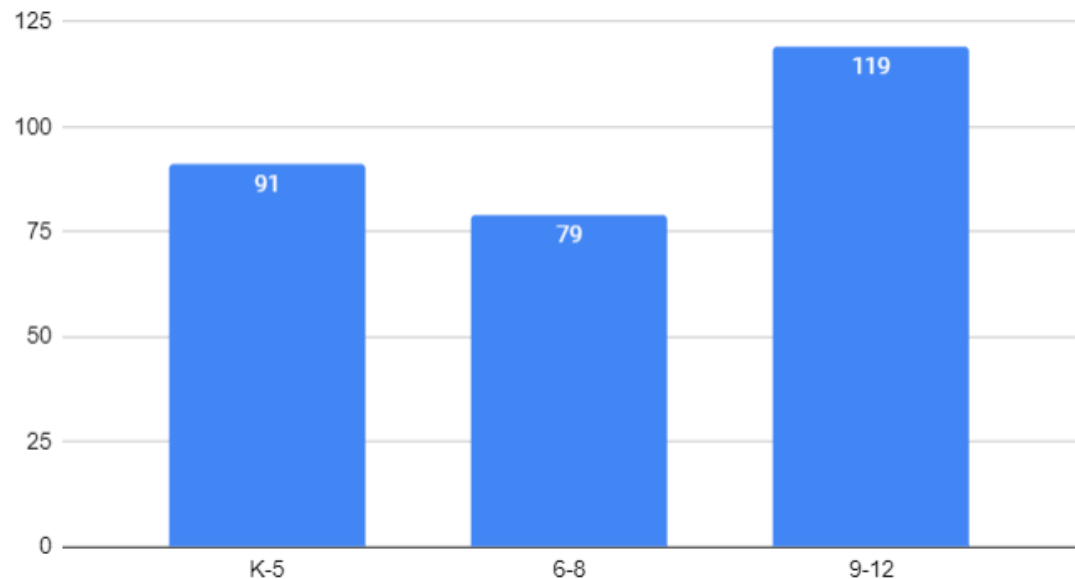
Total enrolled: 289
as of 3/16/21

K-5: 91

6-8: 79

9-12: 119

CCS of Los Angeles Online Enrollment





Charter Updates

CCS of Los Angeles Options Program

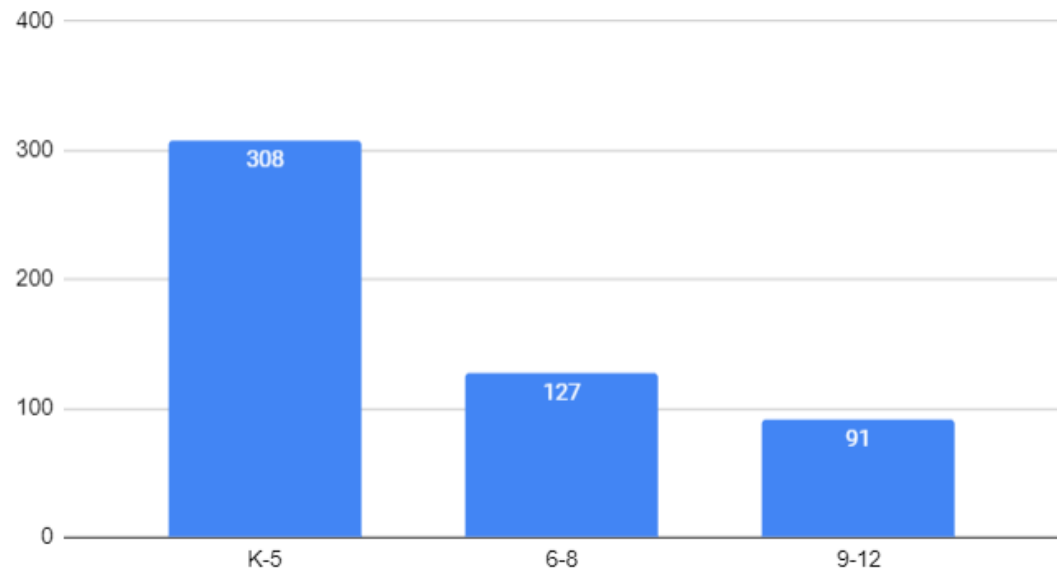
Total enrolled: 526 as
of 3/16/21

TK-5: 308

6-8: 127

9-12: 91

CCS of Los Angeles Options Enrollment





CCS of Los Angeles WIG

Lead Measures:

- **Connection Meetings**
 - Every scholar will meet monthly and/or bimonthly with staff to reflect/evaluate progress, set goals and create action plans. (measured by # of scholars attending connection meetings by learning period).
- **Course/Grade Performance**
 - 80% of scholars will be on track with course performance which includes semester 1 final grades, mid-semester progress , and benchmarks assessments. Those scholars who are not on track will be identified as "at risk".
- **Attendance**
 - 95% of scholars will maintain average daily attendance requirements.



CSS of Los Angeles WIG Scoreboard

	Jan. 25, 2021	Feb. 22, 2021
Options Green-80% and above Yellow-60-79% Orange- 50-59% Red -below 50%	# of connections meetings	# of connections meetings (Will report after LP 5)
	# Scholars on track	# Scholars on track (Based on LP 4)
	95% of scholars will maintain average daily attendance requirements. 133507196	95% of scholars will maintain average daily attendance requirements. (Based on LP 4)
Online Green-80% and above Yellow-60-79% Orange- 50-59% Red -below 50%	# of connections meetings	# of connections meetings (Will report after LP 5)
	# of scholars on track	# of scholars on track (based on LP4)
	95% of scholars will maintain average daily attendance requirements.	95% of scholars will maintain average daily attendance requirements. (Based on LP4)



Highlights of WIG Progress:

- Teachers fully implemented contact manager in the scholar information system (SIS) to log scholar contacts and scholar achievement data in order to reach lead measures to improve scholar achievement.
- Increase in nearly all lead measures from semester 1 to end of Learning Period 5.

Barriers to WIG Progress:

- As teachers continue to use contact manager, data collection and accuracy will improve which will impact lead measure data reporting.
- With the focus on roll out and implementation, further system evaluation will be conducted to determine revisions and data analysis for the remainder of the year.



Scholar Achievement

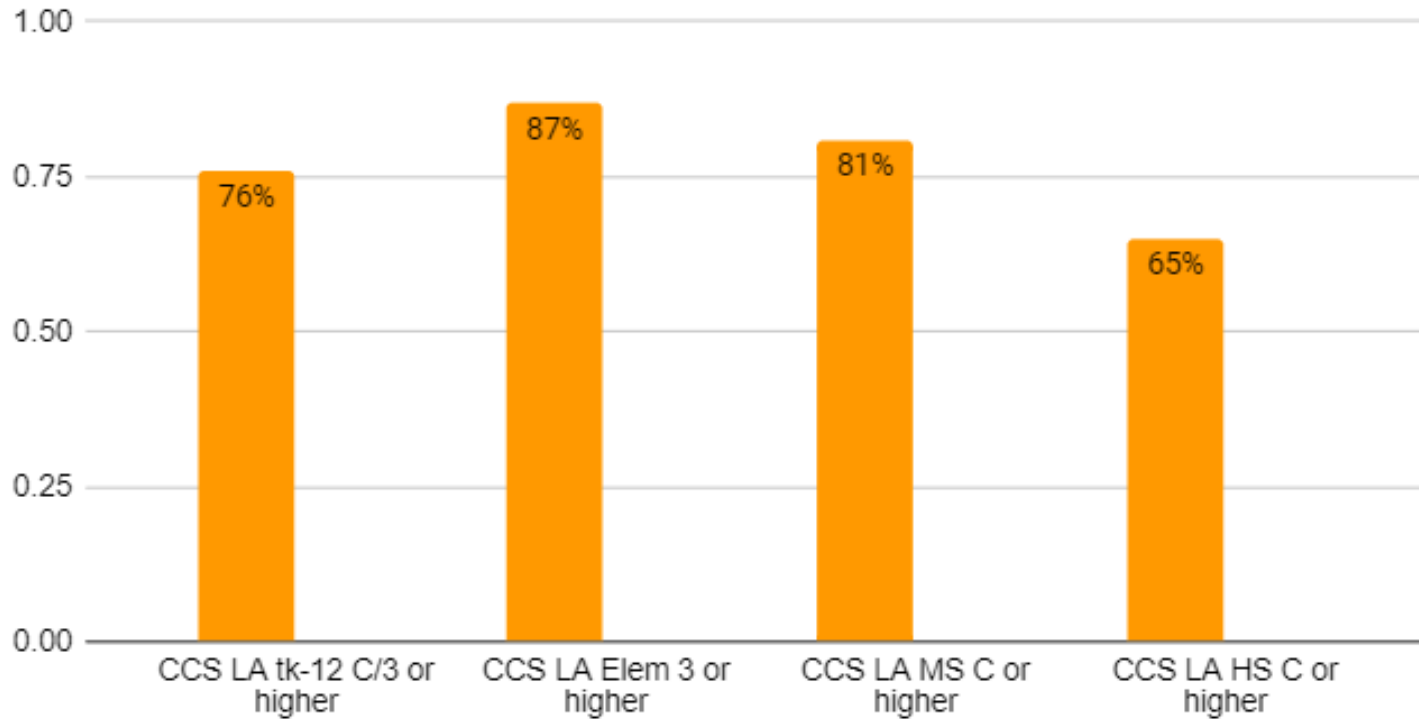
Scholar achievement has been positively impacted by the following school-wide initiatives:

- Implementation of contact manager has increase communication across departments to further support scholar achievement.
- PLC teams further collaborated and provided case studies to share best practices utilizing tier 1 and 2 supports under our MTSS umbrella.
- Supervising teachers participated in an interactive scenario-based workshop was held by the MTSS committee chair in order to deploy our MTSS framework; this professional development directly impacts scholar achievement, as the interventions put in place will meet individual scholar needs.
- Teachers further collaborated within PLCs focusing on the impact COVID-19 has had on scholar learning and social-emotional needs and shared scholar anecdotes and best practices to support their needs.
- The CCS of Los Angeles team has been learning how social-emotional learning can be implemented through the arts to increase scholar engagement in core content which has impacted academic achievement as well.



Semester 1 Grade Data

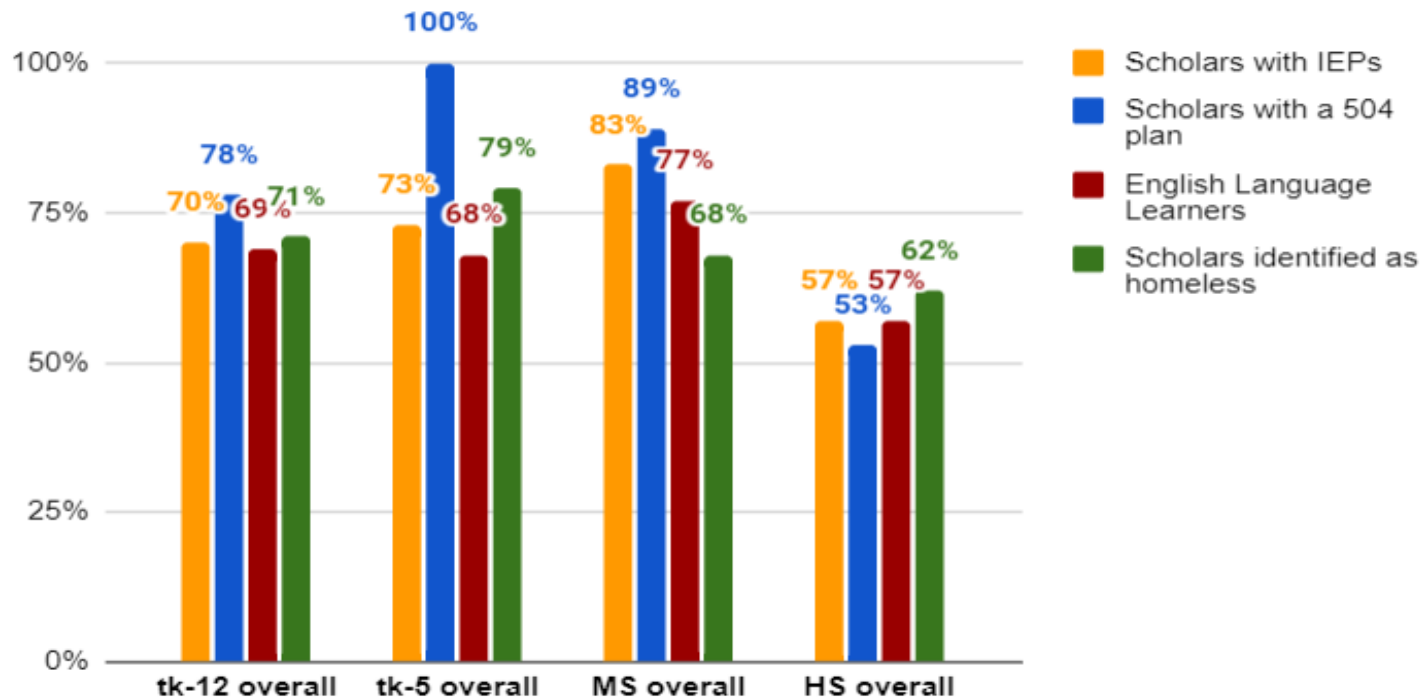
CCS of Los Angeles percentage of courses completed with a 3/C or higher





Semester 1 Grade Data: Special Populations

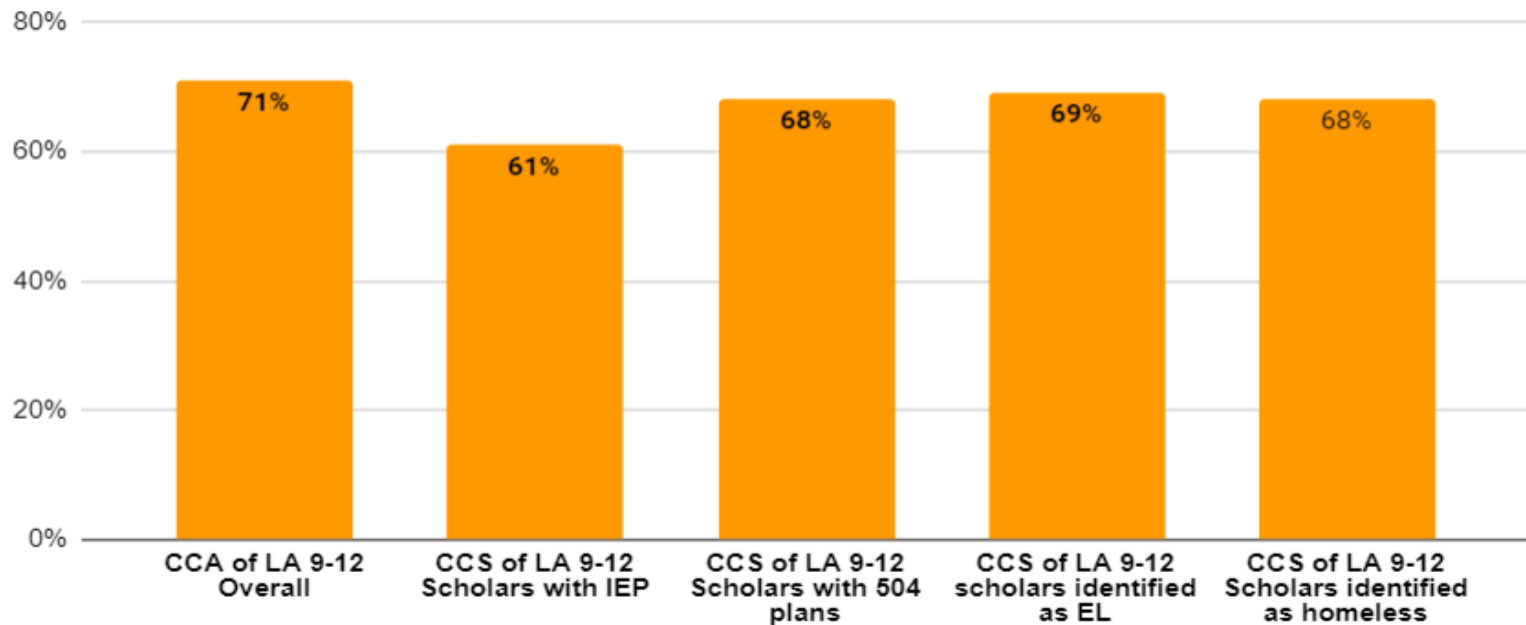
CCS of Los Angeles percentage of courses completed with a 3/C or higher (by special population)





Semester 1 Grade Data: High School Passings Rates

CCS of Los Angeles high school course passed with a D or higher (enabling scholar to earn credits toward graduation eligibility)

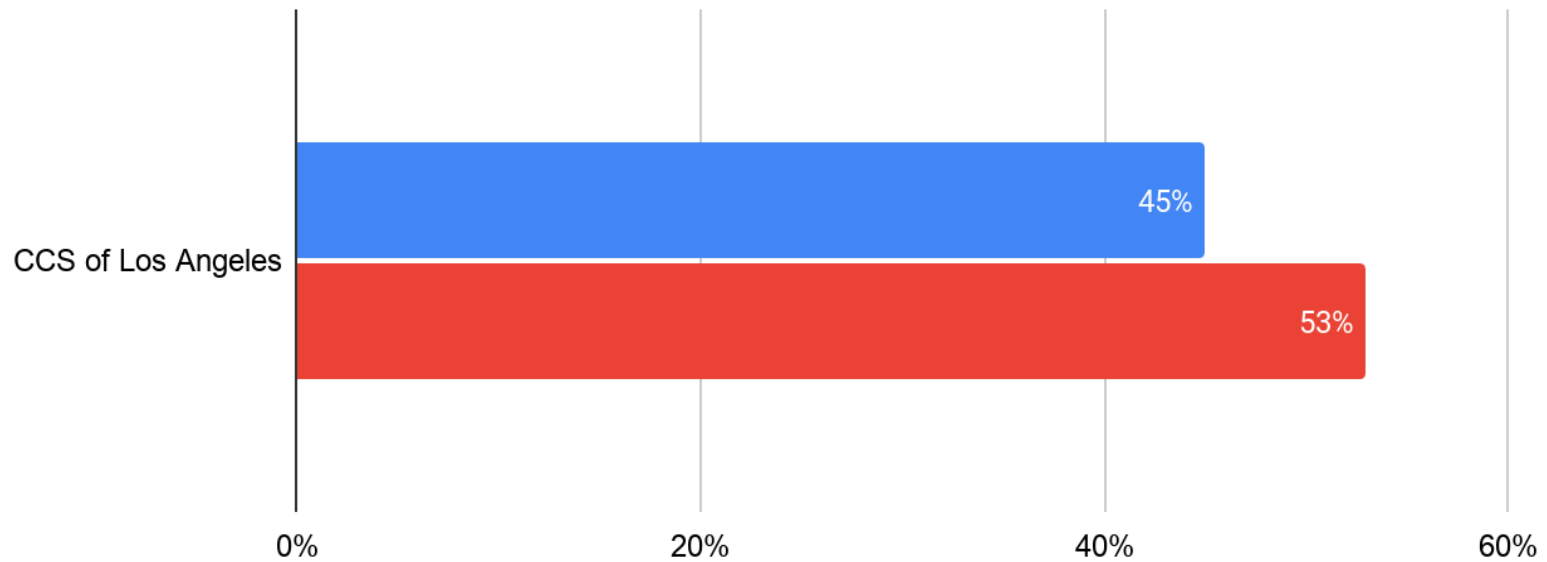




Counseling Services Division Updates

CCS of Los Angeles Class of 2021
Eligible to Graduate by Term

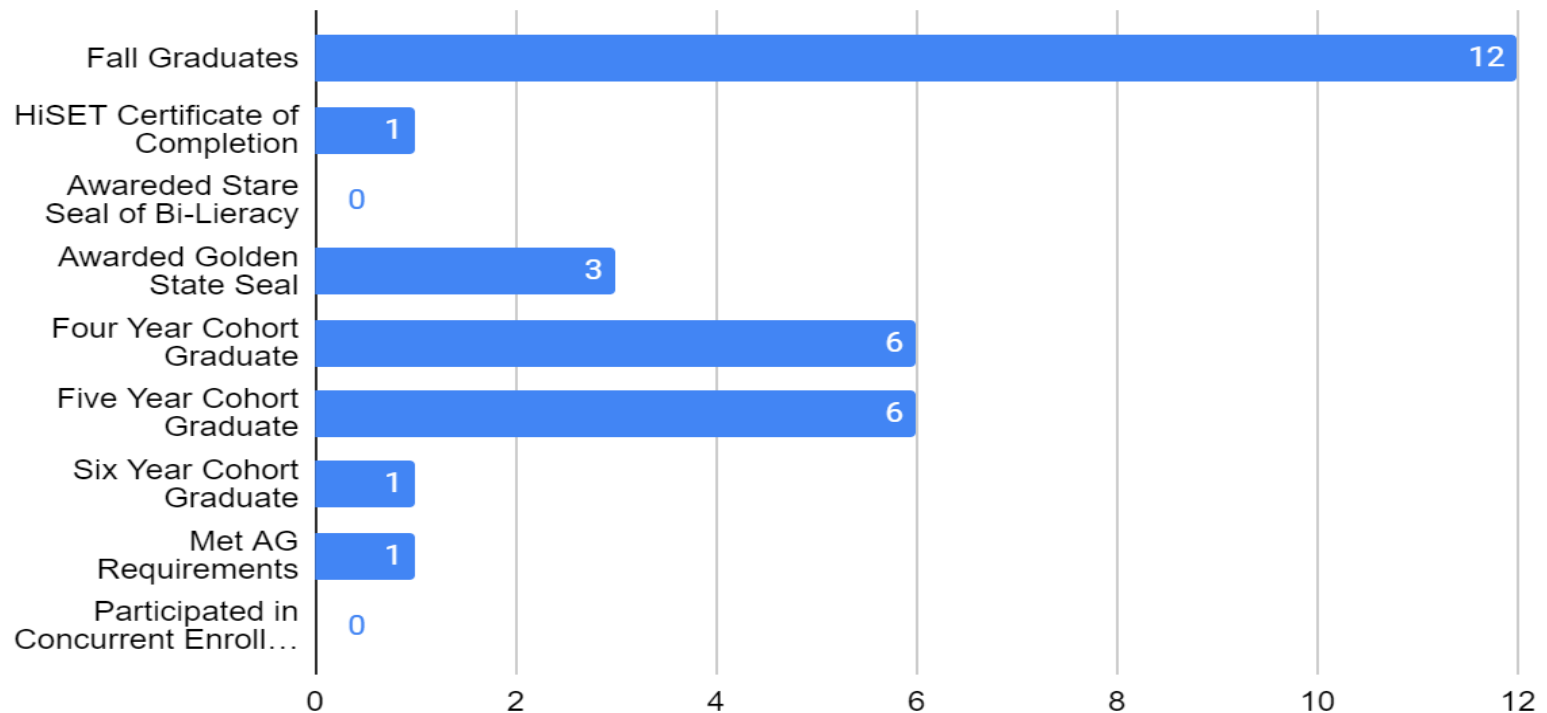
■ Fall Semester - Sept 2020 ■ Spring Semester - Feb 2021





Counseling Services Division Updates

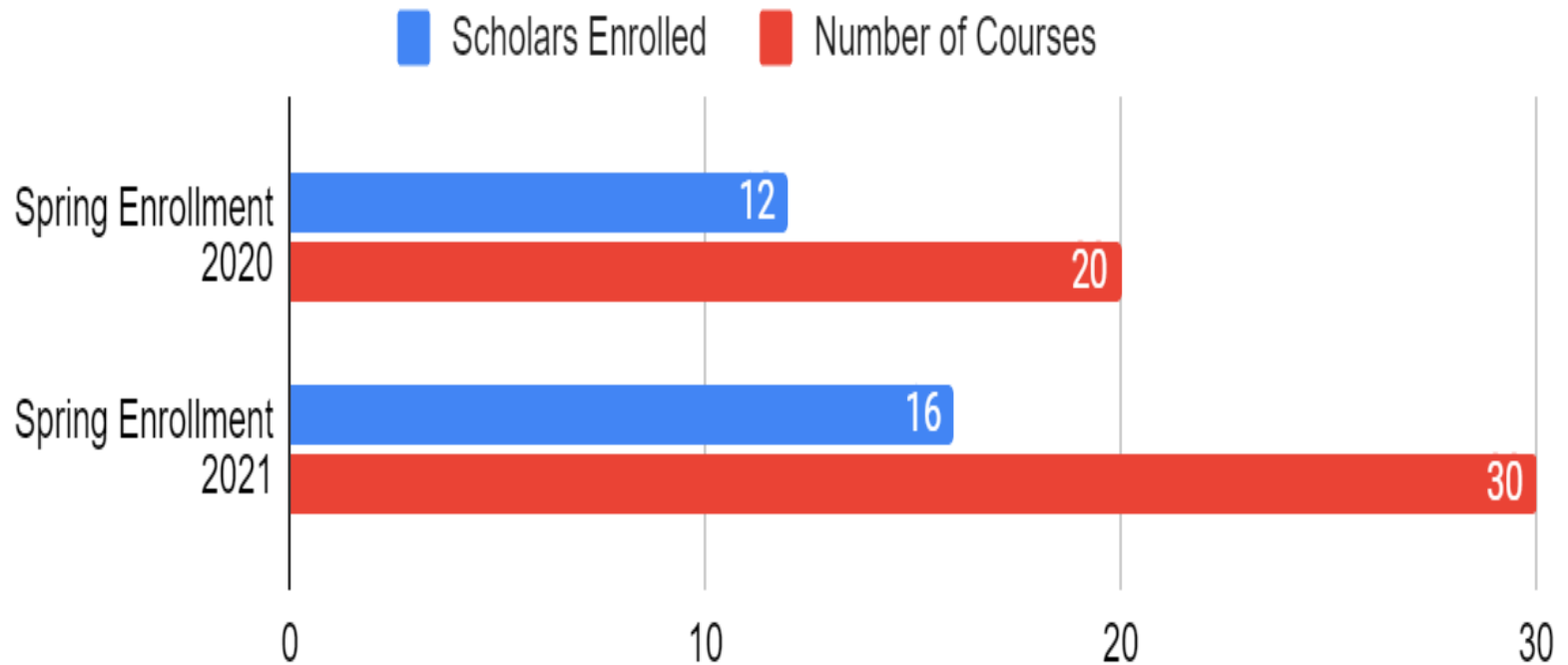
2020 CCS of Los Angeles Fall Graduate Data





Counseling Services Division Updates

CCS of Los Angeles Spring Concurrent Enrollment





Curriculum & Instruction Department Updates

CCS of Los Angeles Benchmark Assessment- February/MOY Results
Programs Combined

	% at/+ grade level	Participation
TK-5th Reading	80%	68%
TK-5th Math	71%	68%
6-12th Reading	40%	56%
6-12th Math	27%	60%

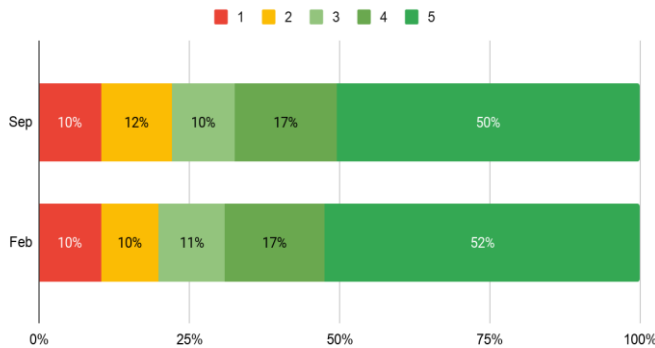


Curriculum & Instruction Department Updates

CCS of Los Angeles: TK-5th grade Benchmark Assessment Beginning of Year (BOY) versus Middle of Year (MOY)

CCS of Los Angeles

TK-5 Reading



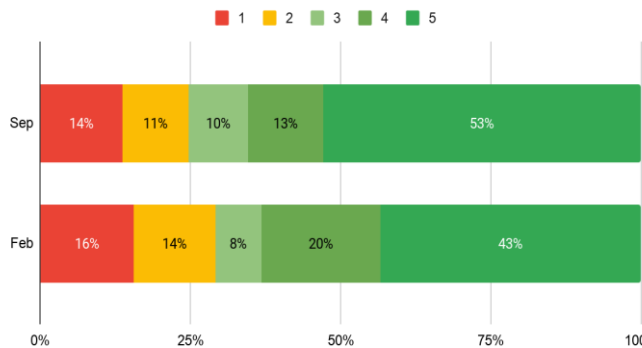
Month	=/+ grade level
Sep	77%
Feb	80%

KEY:

1. Below grade level, at or below 20th percentile
2. Below grade level, at or below 40th percentile
3. At grade level, at or below 60th percentile (potentially at risk)
4. At grade level, at or below 80th percentile
5. At or above grade level, above 80th percentile

CCS of Los Angeles

TK-5 Math



Month	=/+ grade level
Sep	76%
Feb	71%

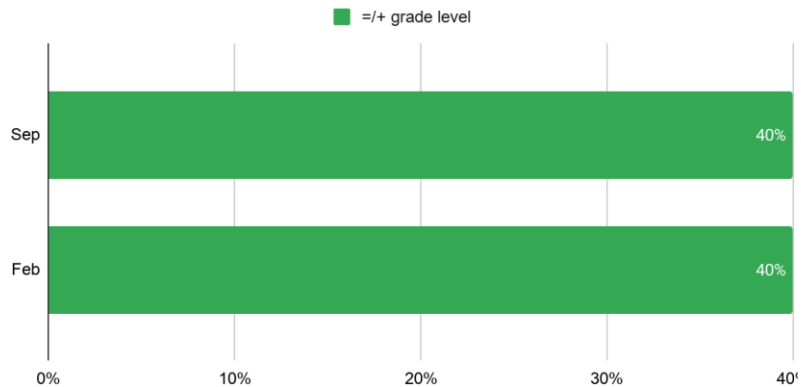


Curriculum & Instruction Department Updates

CCS of Los Angeles: 6-12th grade Benchmark Assessment
Beginning of Year (BOY) versus Middle of Year (MOY)

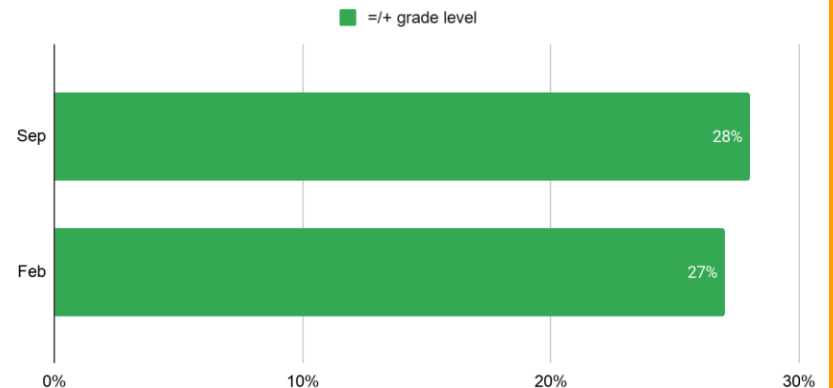
CCS of Los Angeles

6-12 Reading



CCS of Los Angeles

6-12 Math

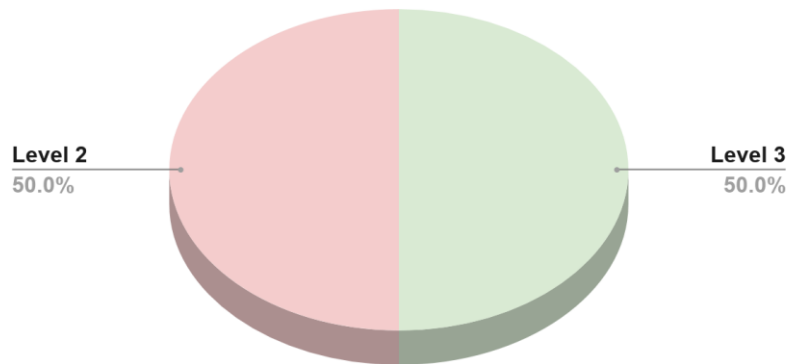




Curriculum & Instruction Department Updates

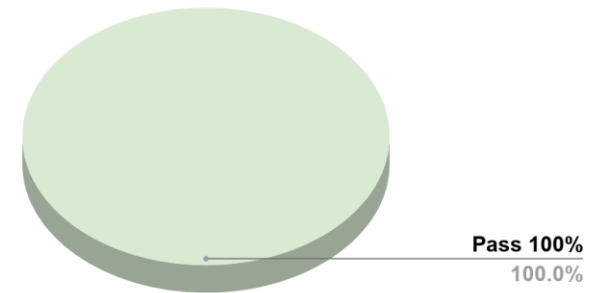
CCS of Los Angeles:TK-5 English Learner Pass Rates in ELA & ELD Course
(Lexia, Core5) (Total number of EL scholars = 12)

CCS of Los Angeles- TK-5 ELA Grades



CCS of Los Angeles- ELD Course Grade

TK-5 EL Scholars Pass/Fail Rates (Number of EL scholar = 12)



- Level 1- Non Proficient
- Level 2- Approaching Proficiency
- Level 3- Proficient
- Level 4 - Exemplary
- Level 5- Advanced

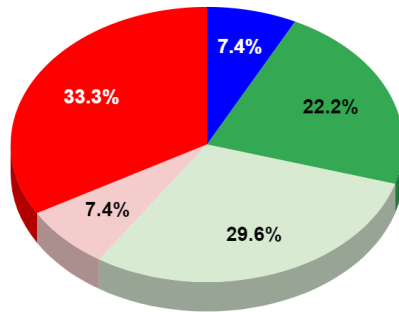


Curriculum & Instruction Department Updates

CCS of Los Angeles: 6-12 English Learner Pass Rates in ELA & ELD Course
(Lexia, PowerUp) (Total number of EL scholars = 27)

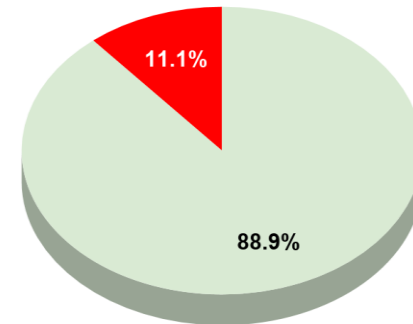
CCs of Los Angeles- 6-12 ELA Course Grades

● A= 90-100% ● B= 80-89% ● C= 70-79% ● D= 60-69% ● F= Below 59%



CCS of Los Angeles- 6-12 ELD Course Grades
EL Scholars Pass/Fail Rates (Number of EL scholars = 27)

● Pass ● Fail



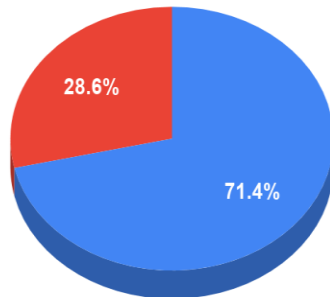


Curriculum & Instruction Department Updates

CCS of Los Angeles: TK-5 English Learner ELA Grades vs. Live Support Session Attendance from 10/20 - 01/21

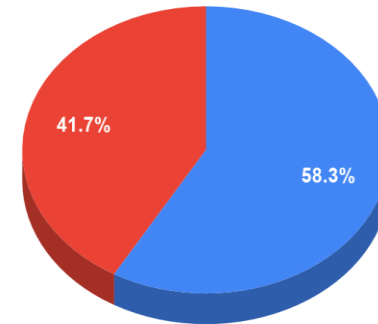
CCS of Los Angeles- TK-5 ELA Grades for Scholars that Attended ELD Support Sessions

- EL Scholars that earned a grade of 3-4 in ELA
- EL Scholars that earned a grade of 1-2 in ELA



CCS of Los Angeles - TK-5 ELD Live Support Session Attendance

- Attended at least one live support session
- Never Attended



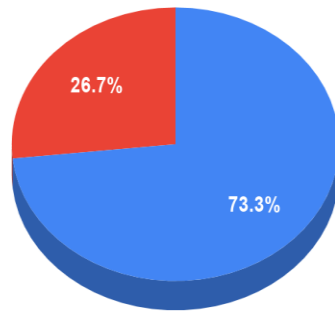


Curriculum & Instruction Department Updates

CCS of Los Angeles: 6-12 English Learner ELA Grades vs. Live Support Session Attendance from 10/20 - 01/21

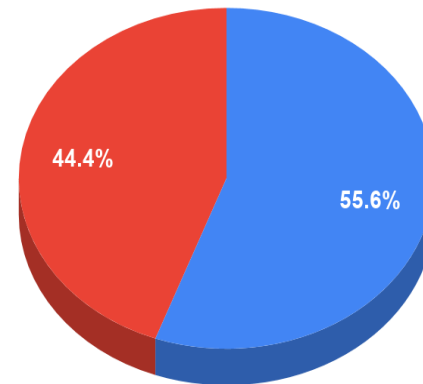
CCS of Los Angeles- 6-12 ELA Grades of Scholars that Attended ELD Support Sessions

● EL Scholars that earned a C or better ● EL Scholars that earned a D or F



S of Los Angeles- 6-12 ELD Live Support Session Attendance

● Attended at least one live session ● Never attended

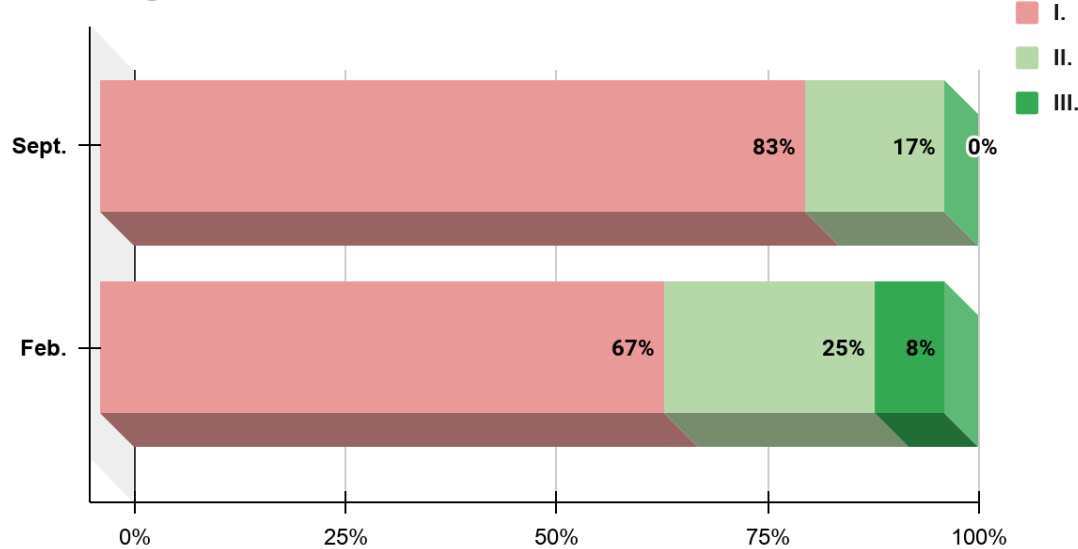




Curriculum & Instruction Department Updates

CCS of Los Angeles: TK-5 English Learners Progress in Core5 (Lexia) from September 2020 BOY to February 2021 MOY (Total number of EL scholars = 12)

CCS of Los Angeles- Core5 (Lexia) Progress
TK- 5 English Learners



KEY:

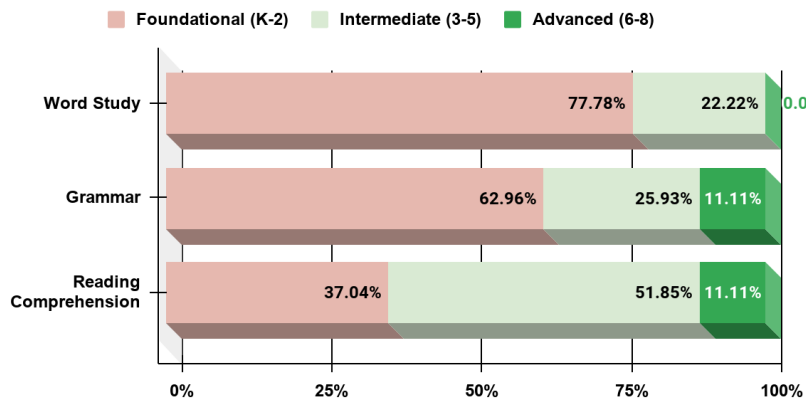
- I. Below Grade Level of Material (GLM)
- II. Working In GLM
- III. Working Above GLM



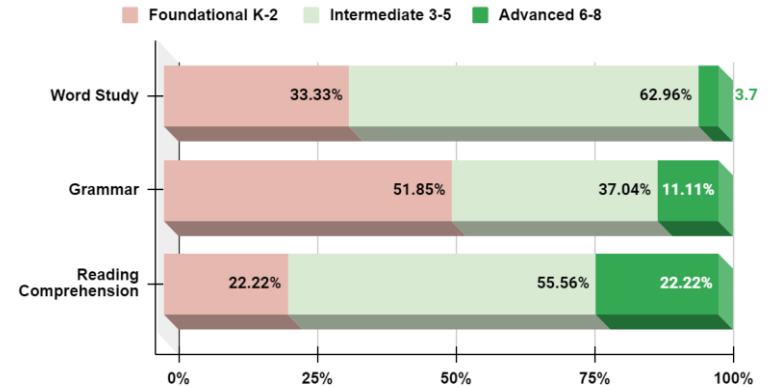
Curriculum & Instruction Department Updates

CCS of Los Angeles: 6-12 English Learner Progress in PowerUp (Lexia) from September 2020 BOY to February 2021 MOY

CCS of Los Angeles - September (BOY) PowerUp
6-12 EL Scholars (n = 27)



CCS of Los Angeles- February (MOY) PowerUp
6-12 EL Scholars (n = 27)



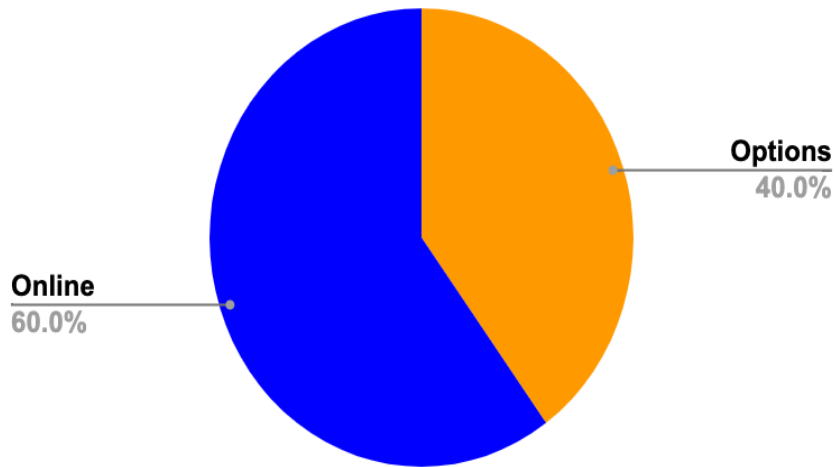


Curriculum & Instruction Department Updates

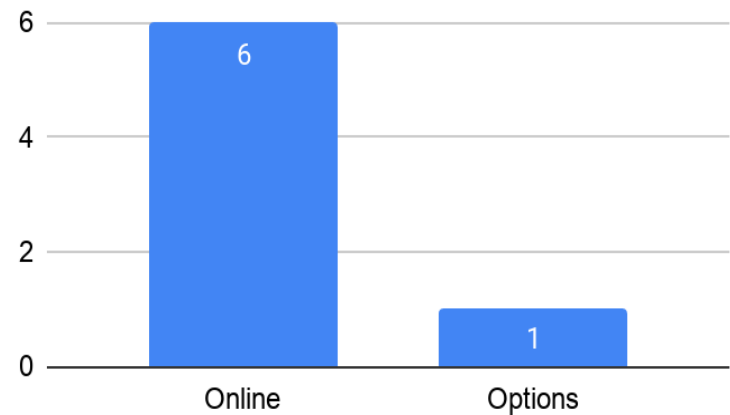
Scholar Support

504 Plans

CCS of Los Angeles 504s by Program



CCS of Los Angeles 504 Referrals



Total 504 Plans: 16
Online: 10 Options: 6

**as of March 17, 2021*



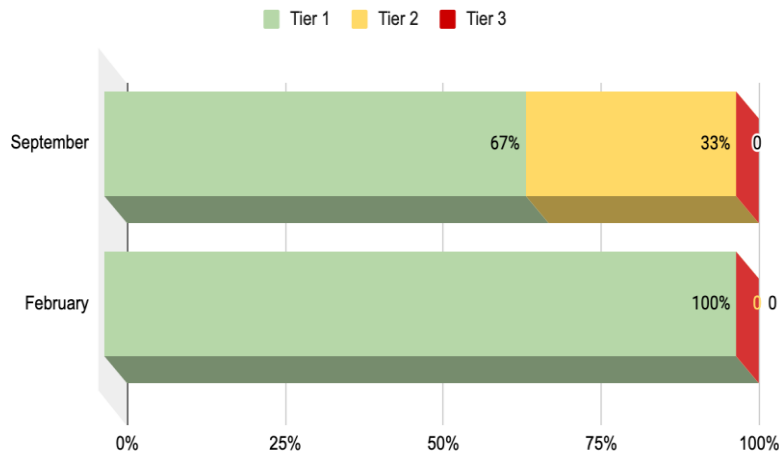
Curriculum & Instruction Department Updates

Scholar Support

Los Angeles: 504 Scholar Diagnostic Results

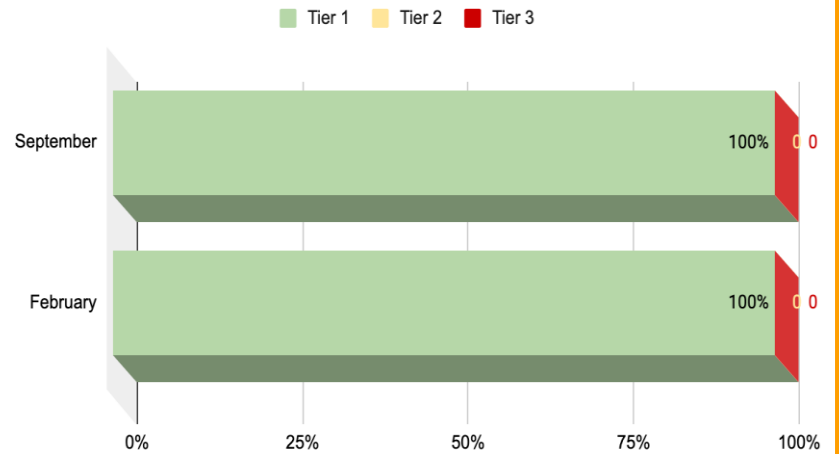
LA: K-5 504 Scholars

ELA Diagnostic Results



LA: K-5 504 Scholars

Math Diagnostic Results





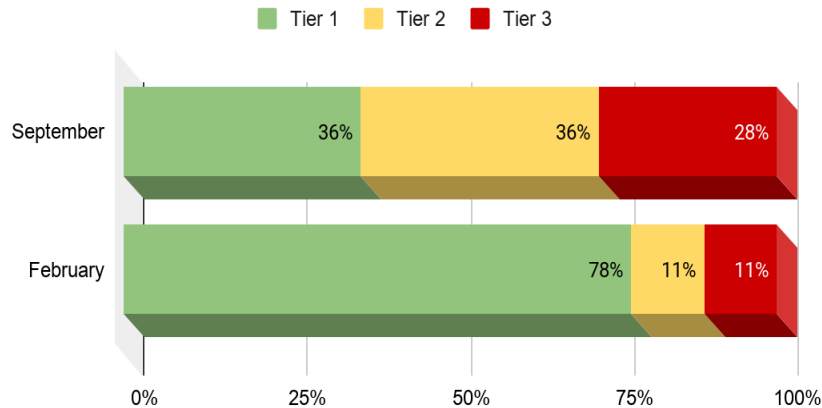
Curriculum & Instruction Department Updates

Scholar Support

Los Angeles: 504 Scholar Diagnostic Results

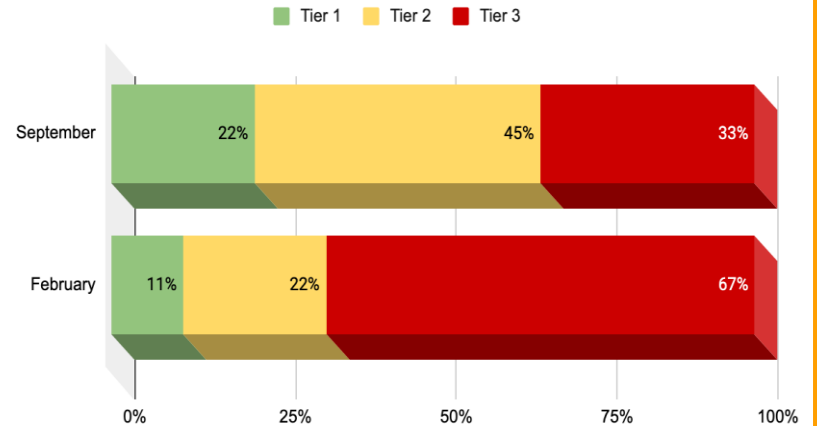
LA: 6-12 504 Scholars

ELA Diagnostic Results



LA: 6-12 504 Scholars

Math Diagnostic Results

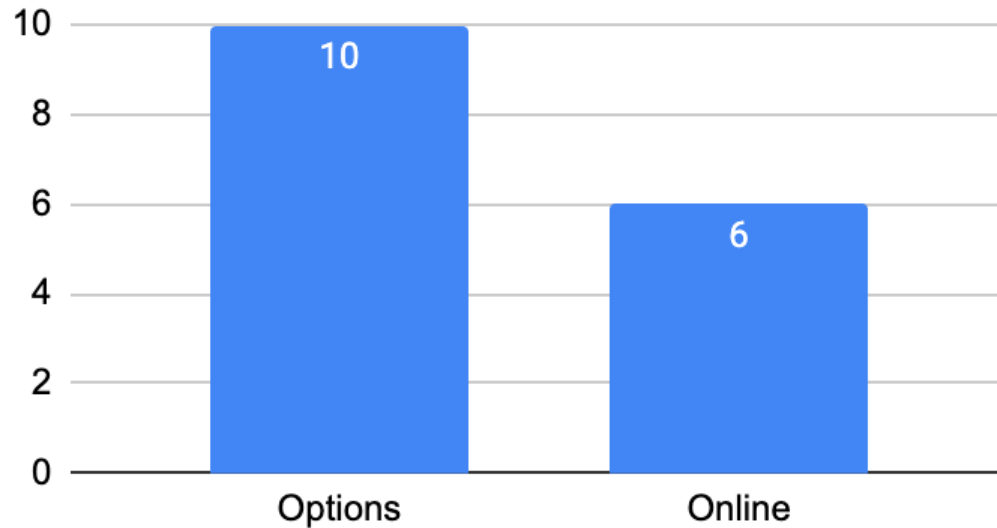




Curriculum & Instruction Department Updates

Scholar Support Number of SST Referrals

CCS of Los Angeles SST Referrals



Total LA SST Referrals: 16

**as of March 17, 2021*

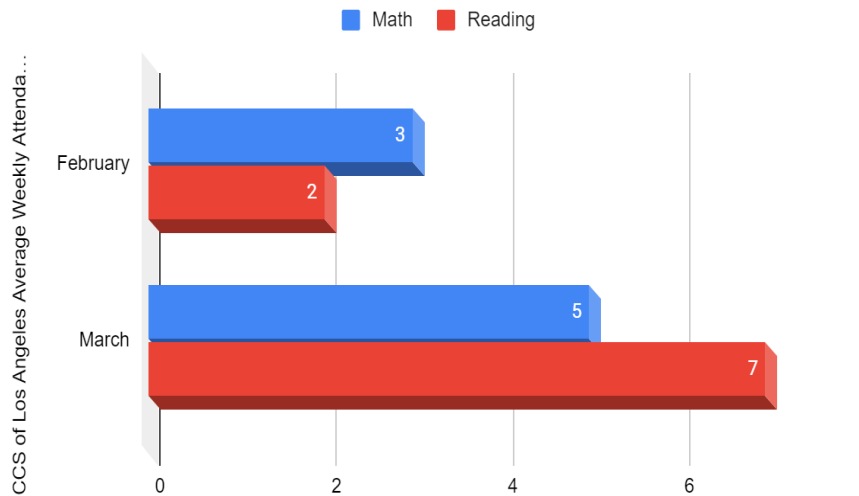


Curriculum & Instruction Department Updates

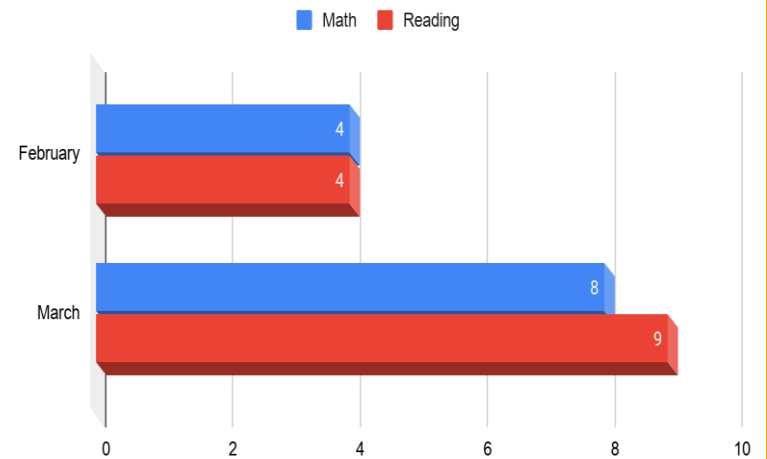
Scholar Success/MTSS

CCS of Los Angeles: Tutoring Scholars at or Above Grade Level Reading BOY vs MOY

CCS of Los Angeles Average Weekly Tutoring Attendance
K-5



CCS of Los Angeles Average Weekly Tutoring Attendance
6-12



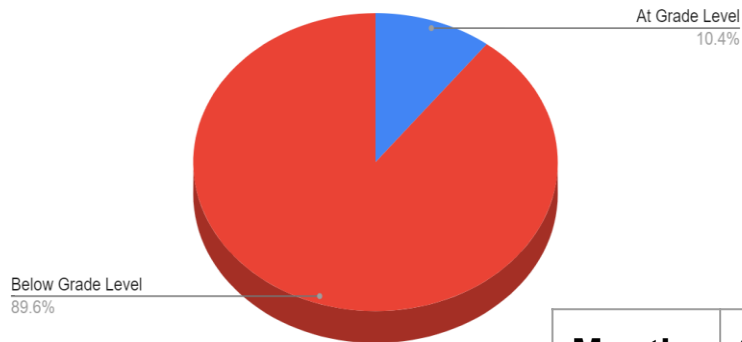


Curriculum & Instruction Department Updates

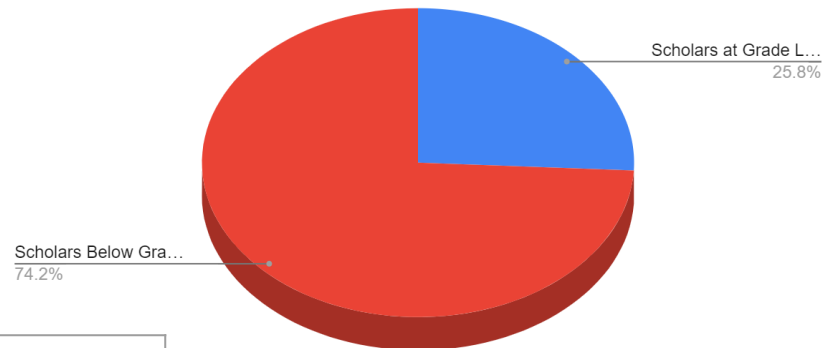
Scholar Success/MTSS

CCS of Los Angeles: Tutoring Scholars at or Above Grade Level Reading BOY vs MOY

CCS of Los Angeles Attended Reading Tutoring - September



CCS of Los Angeles Attended Reading Tutoring - February



Month	% =/+ Grade Level
SEP	10%
FEB	26%

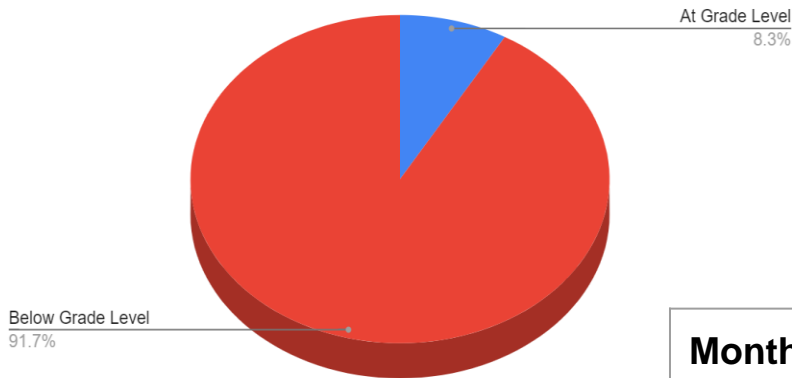


Curriculum & Instruction Department Updates

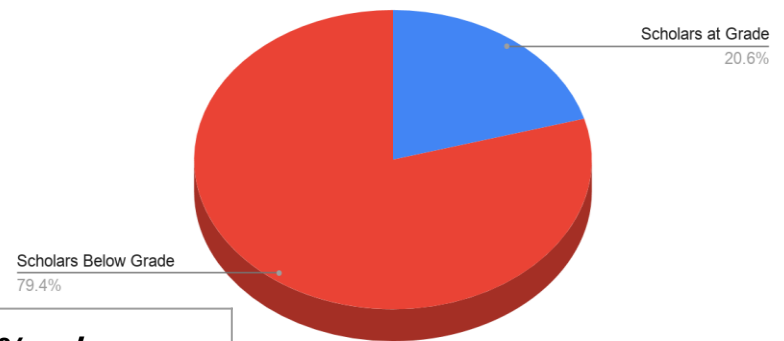
Scholar Success/MTSS

CCS of Los Angeles: Tutoring Scholars at or Above Grade Level Math BOY vs MOY

CCS of Los Angeles Attended Math Tutoring - September



CCS of Los Angeles Attended Math Tutoring - February



Month	% =/+ Grade Level
SEP	8%
FEB	21%

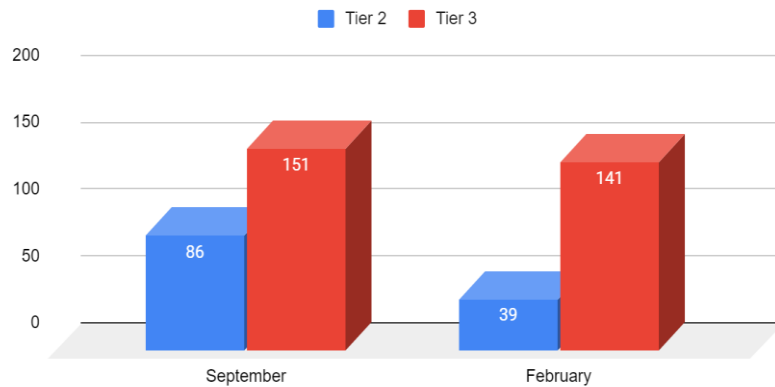


Curriculum & Instruction Department Updates

Scholar Success/MTSS

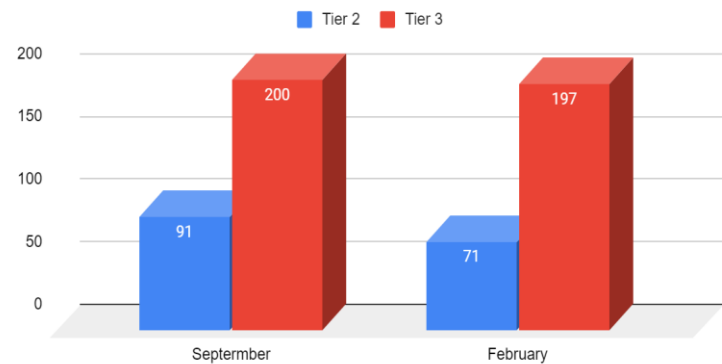
CCS of Los Angeles: Tier 2 and Tier 3 MTSS Scholars BOY vs MOY

CCS of Los Angeles READING: MTSS Tier 2 and Tier 3 Scholars BOY vs MOY



CCS of Los Angeles READING: MTSS Tier 2 and Tier 3 Scholars BOY vs MOY

CCS of Los Angeles MATH: MTSS Tier 2 and Tier 3 Scholars BOY vs MOY

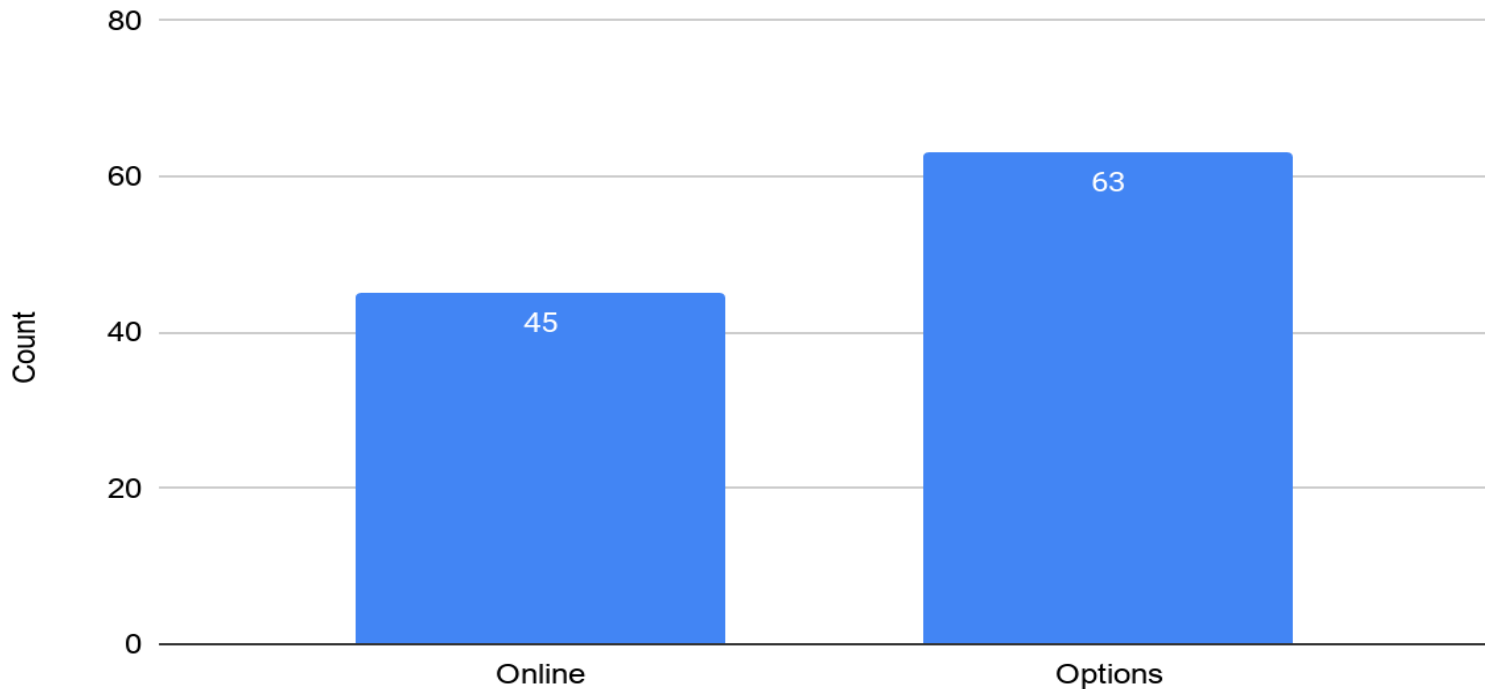


CCS of Los Angeles MATH: MTSS Tier 2 and Tier 3 Scholars BOY vs MOY



Special Education Department

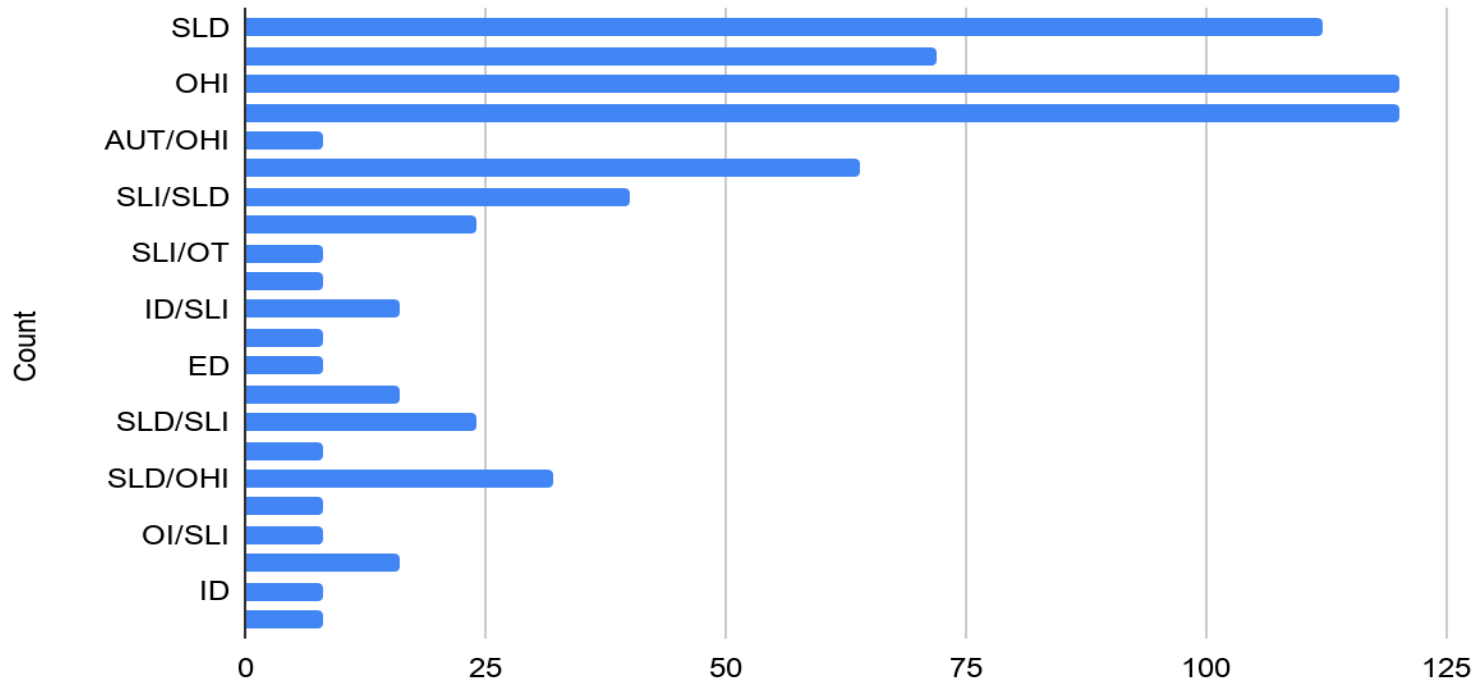
CCS of Los Angeles Scholars by Program





Special Education Department

CCS of Los Angeles Count by Disability





Questions?



Contact:

Janae Smith, MA | Principal

(805) 407-1448

jsmith@compasscharters.org

[@JSmith_Compass](#)