



**COMPASS**  
CHARTER SCHOOLS



**CCS of Yolo**  
**March 2021 Update**

**(855) 937- 4227**

**CompassCharters.org**

**COMPASS**  
CHARTER SCHOOLS



# Agenda

- . Mission and Vision
- . WIG
  - . Charter Updates
- . Counseling
- . Curriculum & Instruction
- . Special Education and Student groups
  - . Engagement
- . Q & A



# **Our Mission and Vision**

## **MISSION STATEMENT**

Our mission is to inspire and develop innovative, creative, self-directed learners, one scholar at a time.

## **VISION STATEMENT**

Our vision is to create a collaborative virtual learning community, inspiring scholars to appreciate the ways in which arts and sciences nurture a curiosity for life-long learning, and prepare scholars to take responsibility for their future success.



# Compass Charter School-wide WIG

**(Wildly Important Goal):**

By focusing on scholar engagement, 100% of eligible scholars will graduate by the end of 2020-21 academic school year.



# Charter Updates

CCS of Yolo

As of 3/17/21

35 Supervising Teachers (ST)

- 8 Online STs
- 26 Options STs
- 1 TIR

Average Caseload: 22



# Charter Updates

## CCS of Yolo

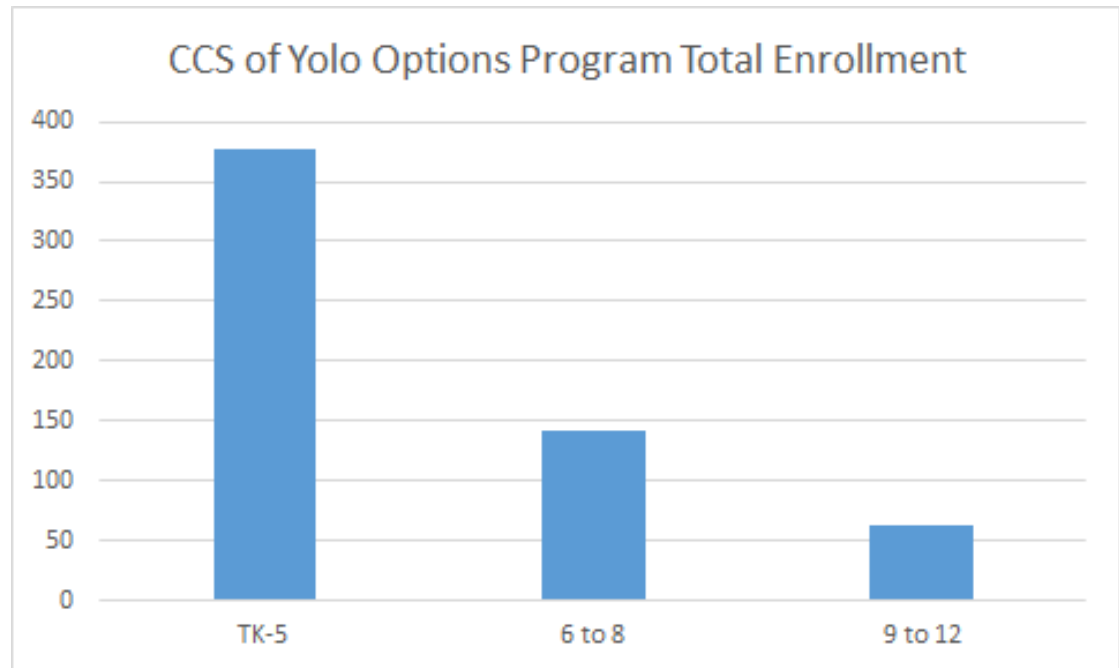
### Online Program

49 Total Enrollment  
as of 3/19/21

K-5: 15

6-8: 17

9-12: 17





# Charter Updates

## CCS of Yolo

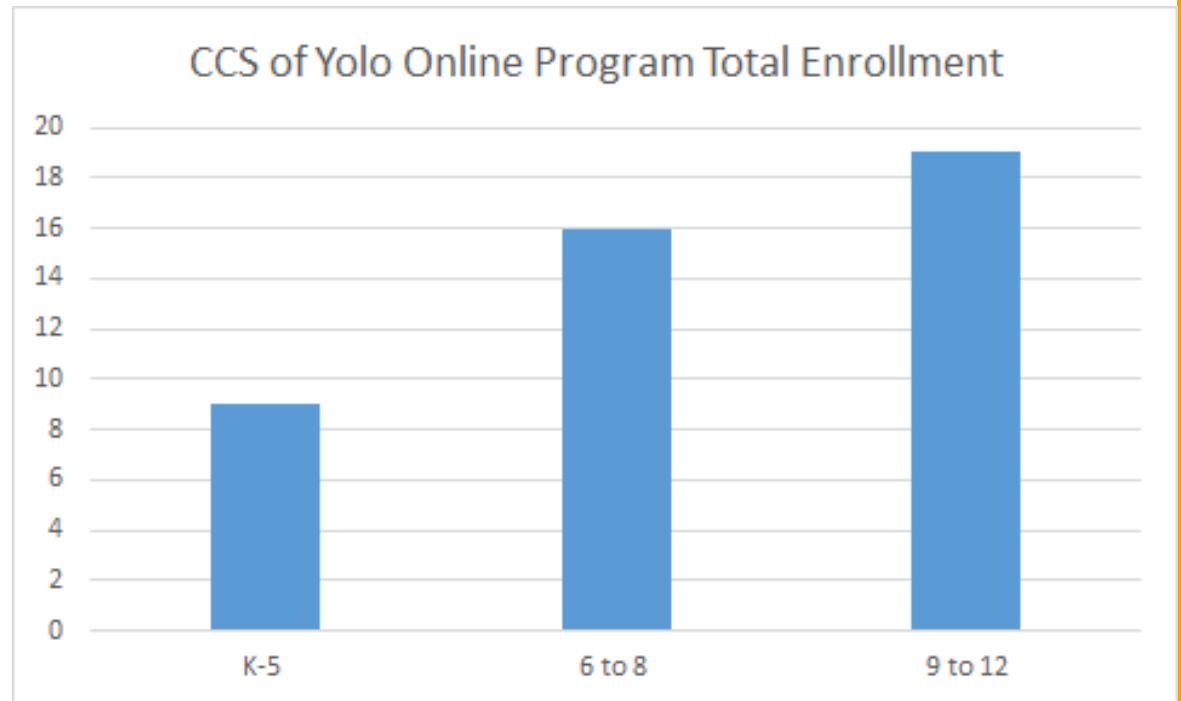
### Options Program

604 total enrolled as of 3/19/21

TK-5: 398

6 - 8: 149

9 - 12: 57





# CCS of Yolo WIG

## Lead Measures:

- **Connection Meetings**

- Every scholar will meet monthly and/or bimonthly with staff to reflect/evaluate progress, set goals and create action plans. (measured by # of scholars attending connection meetings by learning period).

- **Course/Grade Performance**

- 80% of scholars will be on track with course performance which includes semester 1 final grades, mid-semester progress , and benchmarks assessments. Those scholars who are not on track will be identified as "at risk".

- **Attendance**

- 95% of scholars will maintain average daily attendance requirements.





# Scoreboard

	Jan. 25, 2021	Feb. 22, 2021
<b>Options</b>  Green-80% and above Yellow-60-79% Orange- 50-59% Red -below 50%	# of connections meetings	# of connections meetings (report after LP5)
	# of scholars on track	# of scholars on track (based on LP4)
	95% of scholars will maintain average daily attendance requirements.	95% of scholars will maintain average daily attendance requirements. (based on LP 4)
<b>Online</b>  Green-80% and above Yellow-60-79% Orange- 50-59% Red -below 50%		
	# of connections meetings	# of connections meetings (will report after LP5)
	# of scholars on track	# of scholars on track (based on S1 passing rates, 3 or
	95% of scholars will maintain average daily attendance requirements.	95% of scholars will maintain average daily attendance requirements.



# Highlights of WIG Progress:

- Teachers fully implemented contact manager in the scholar information system (SIS) to log scholar contacts and scholar achievement data in order to reach lead measures to improve scholar achievement.
- Increase in nearly all lead measures from semester 1 to end of Learning Period 5.

# Barriers to WIG Progress:

- As teachers continue to use contact manager, data collection and accuracy will improve which will impact lead measure data reporting.
- With the focus on roll out and implementation, further system evaluation will be conducted to determine revisions and data analysis for the remainder of the year.



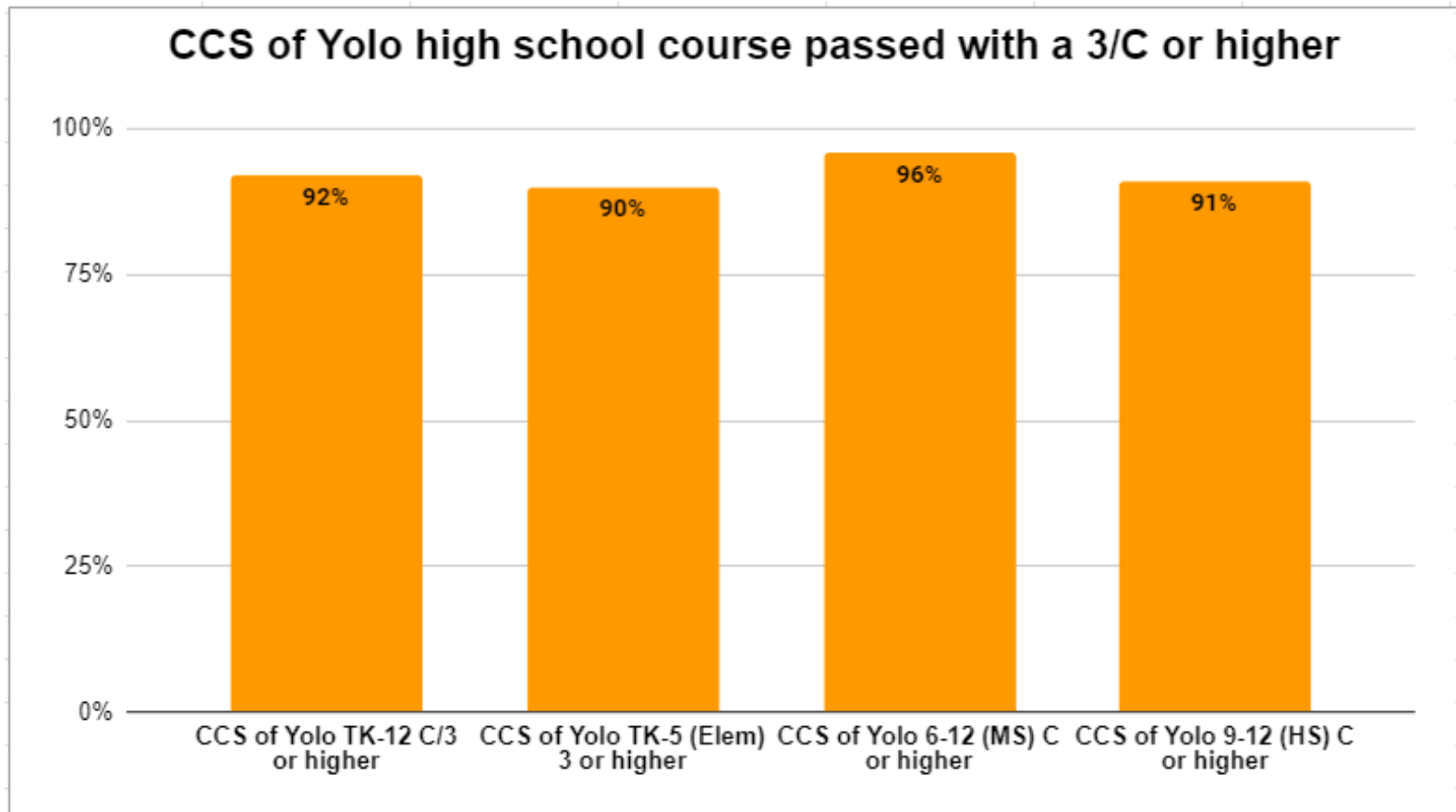
# Scholar Achievement

Scholar achievement has been positively impacted by the following school-wide initiatives:

- Implementation of contact manager has increase communication across departments to further support scholar achievement.
- PLC teams further collaborated and provided case studies to share best practices utilizing tier 1 and 2 supports under our MTSS umbrella.
- Supervising teachers participated in an interactive scenario-based workshop was held by the MTSS committee chair in order to deploy our MTSS framework; this professional development directly impacts scholar achievement, as the interventions put in place will meet individual scholar needs.
- Teachers further collaborated within PLCs focusing on the impact COVID-19 has had on scholar learning and social-emotional needs and shared scholar anecdotes and best practices to support their needs.



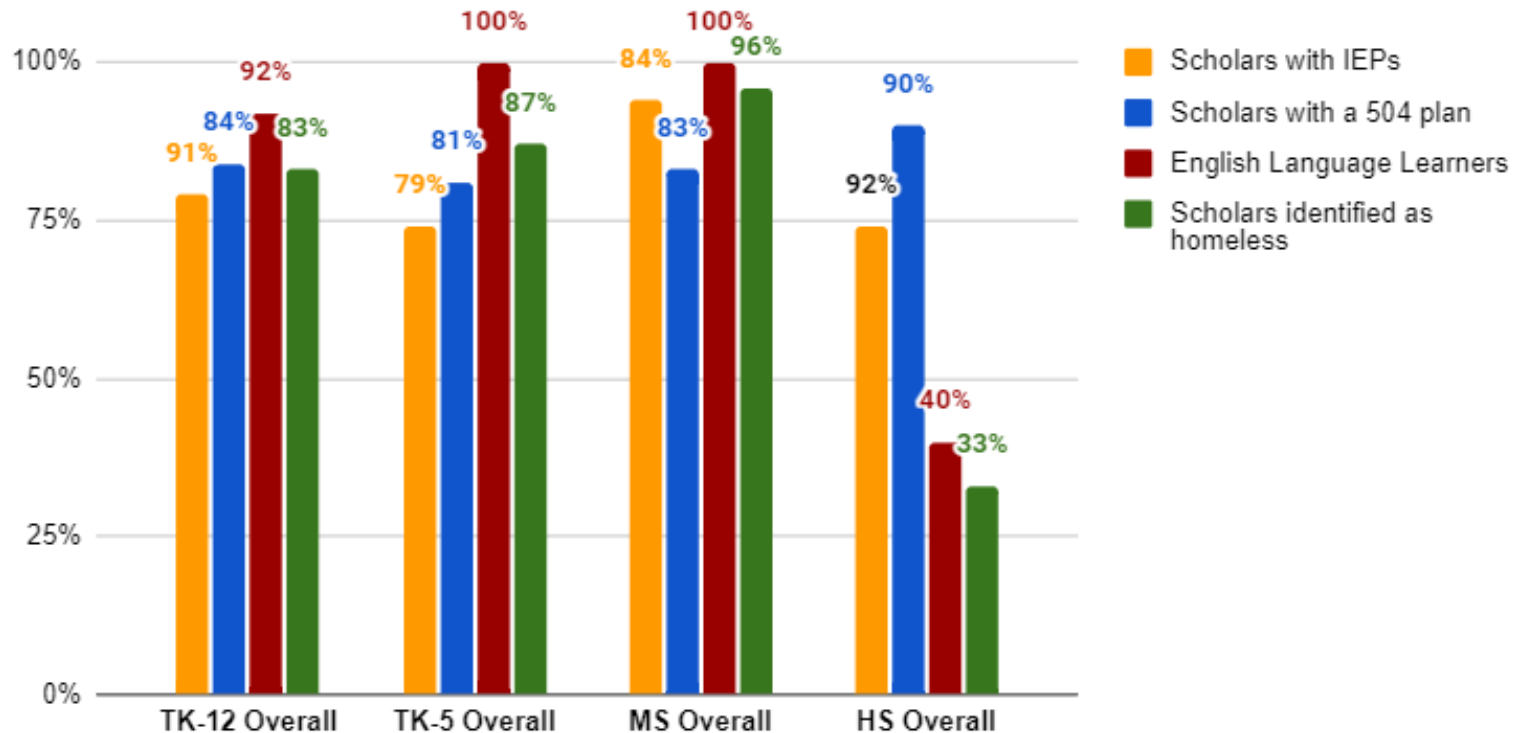
# Semester 1 Grade Data





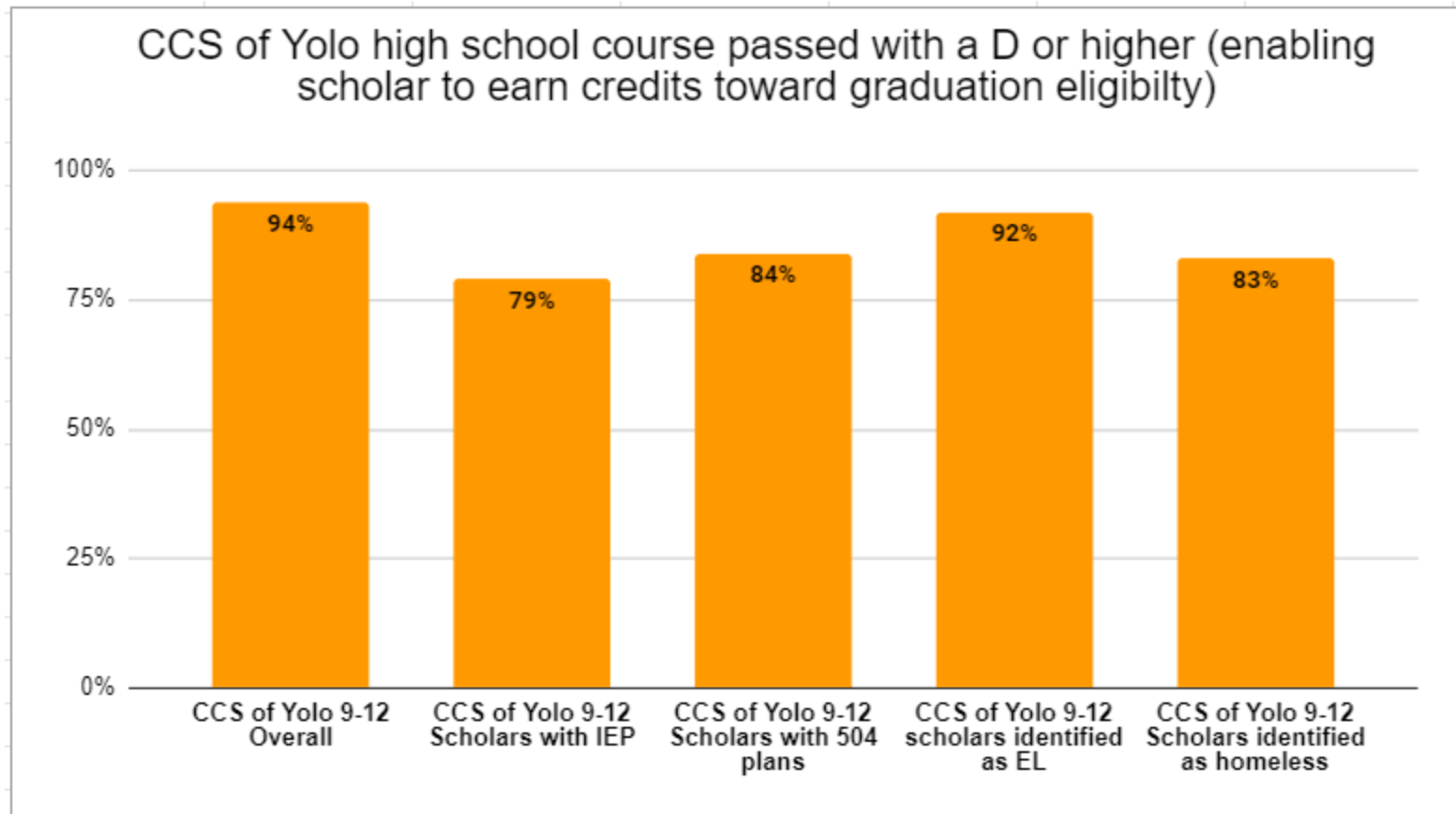
# Semester 1 Grade Data: Special Populations

CCS of Yolo percentage of courses completed with a 3/C or higher (by special population)





# Semester 1 Grade Data: HS Passing Rates

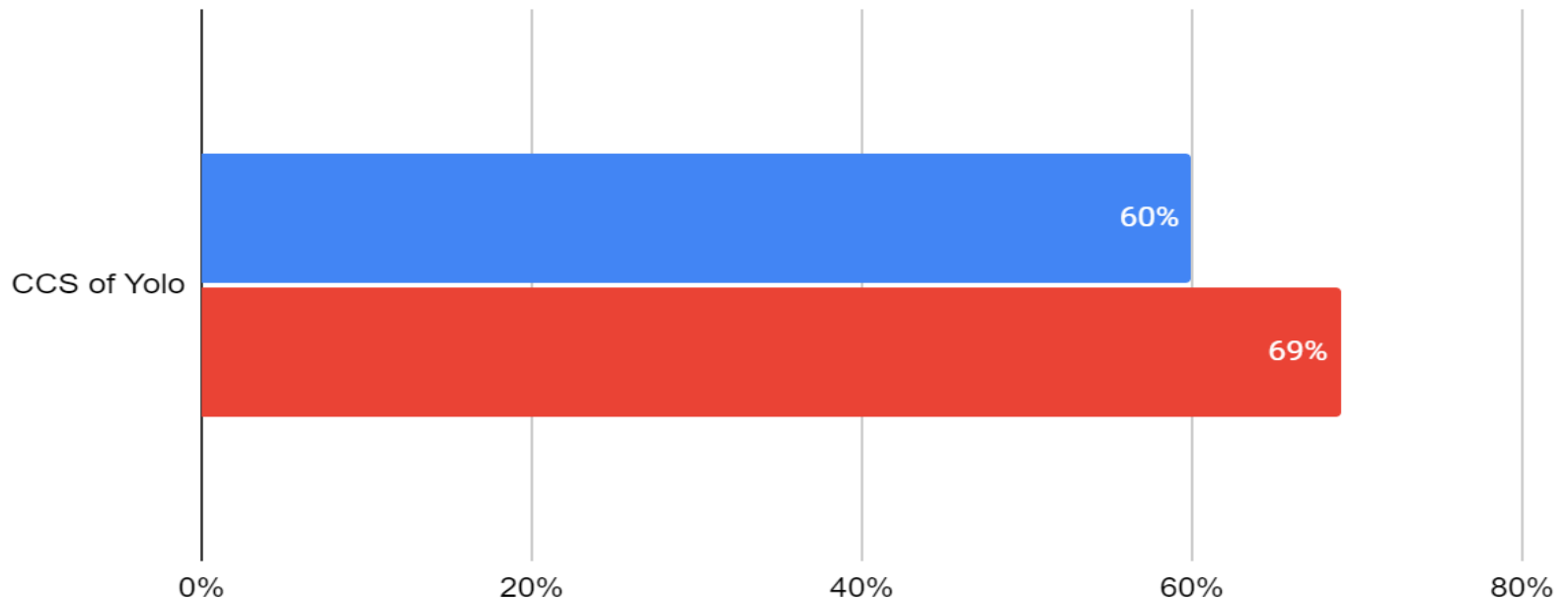




# Counseling Services Division Updates

CCS of Yolo Class of 2021  
Seniors Eligible to Graduate by Term

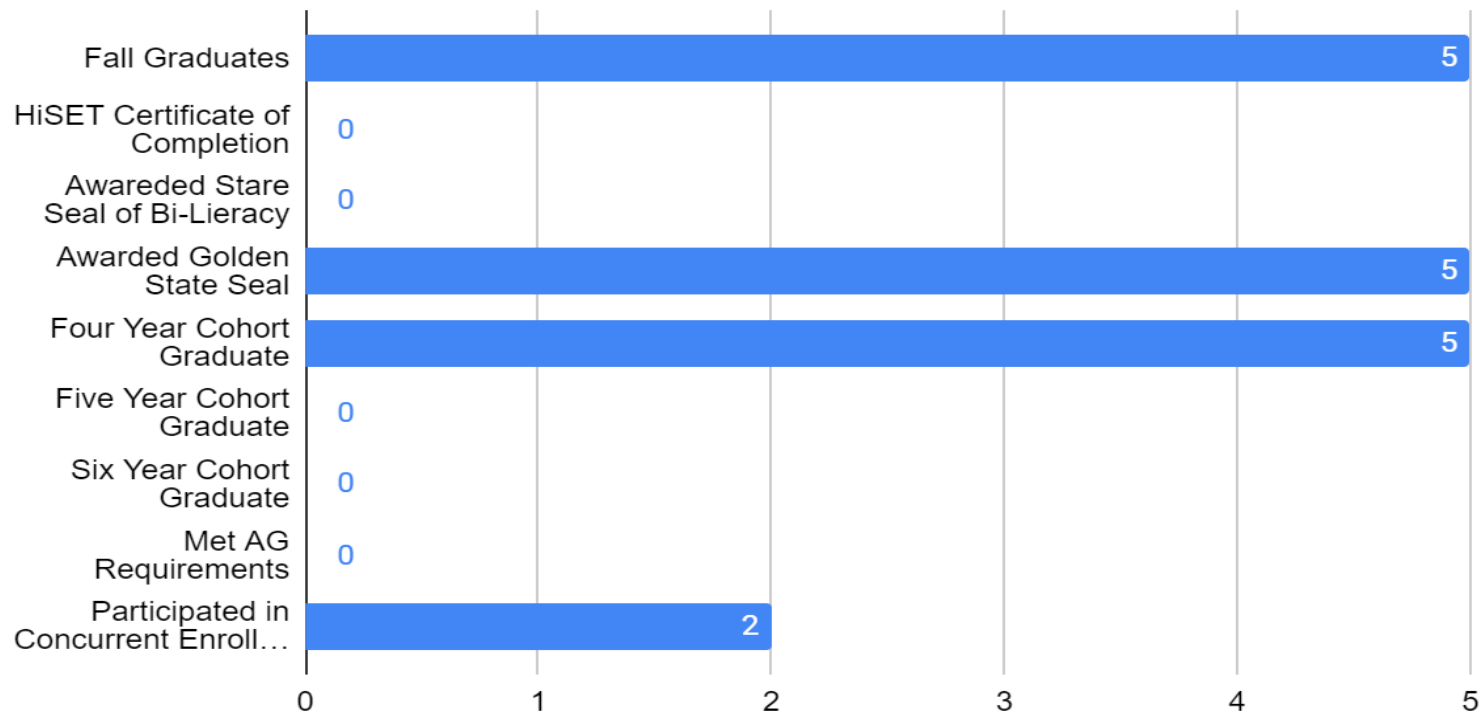
■ Fall Semester - Sept 2020   ■ Spring Semester - Feb 2021





# Counseling Services Division Updates

## 2020 CCS of Yolo Fall Graduate Data

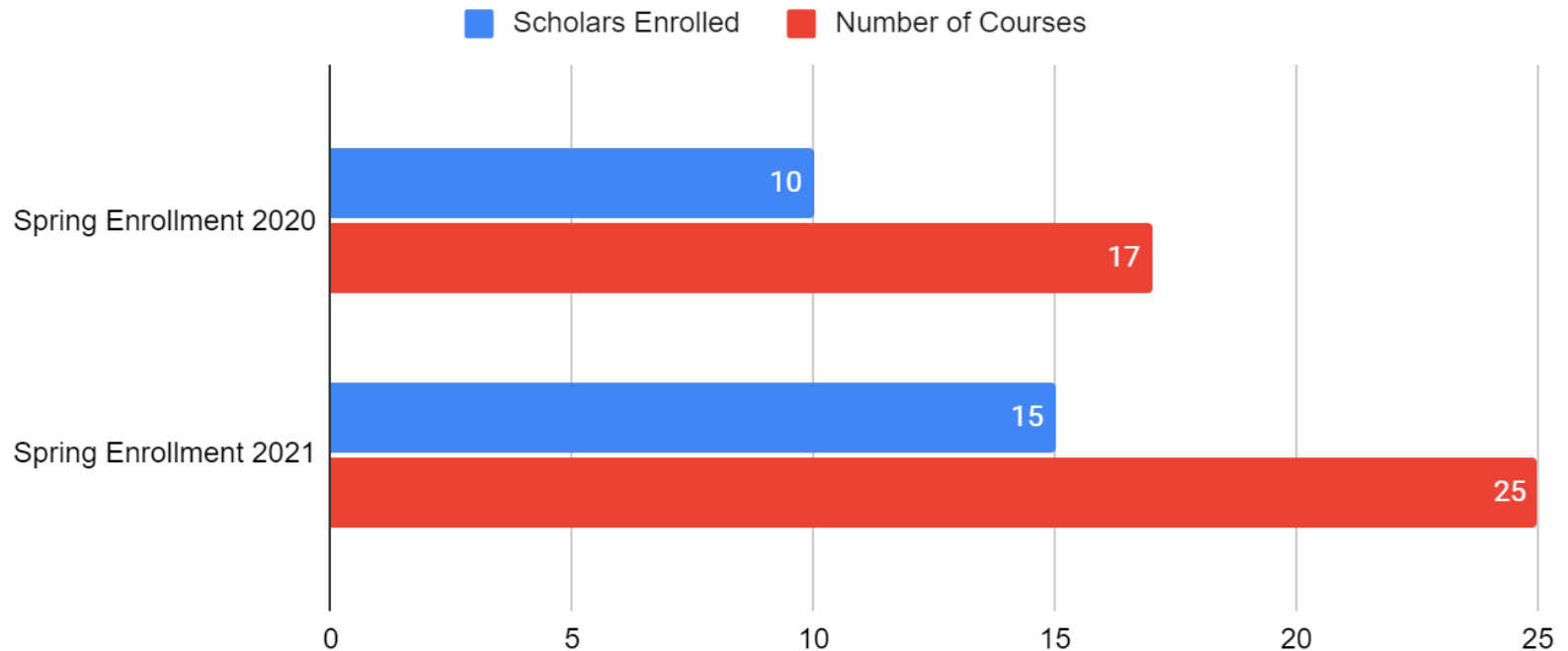






# Counseling Services Division Updates

## CCS of Yolo Spring Concurrent Enrollment





# Curriculum & Instruction Department Updates

CCS of Yolo Benchmark Assessment- February/MOY Results  
Programs Combined

	% at/+ grade level	Participation
<b>TK-5th Reading</b>	84%	54%
<b>TK-5th Math</b>	71%	55%
<b>6-12th Reading</b>	59%	56%
<b>6-12th Math</b>	34%	56%

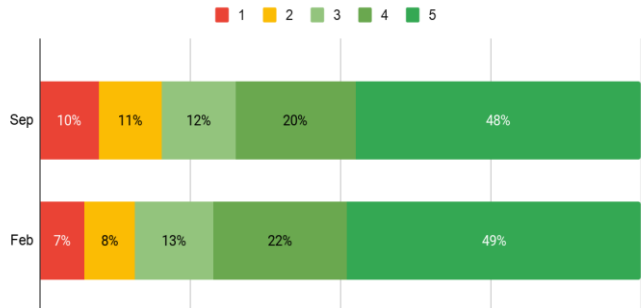


# Curriculum & Instruction Department Updates

## CCS of Yolo: TK-5th grade Benchmark Assessment Beginning of Year (BOY) versus Middle of Year (MOY)

CCS of Yolo

TK-5 Reading



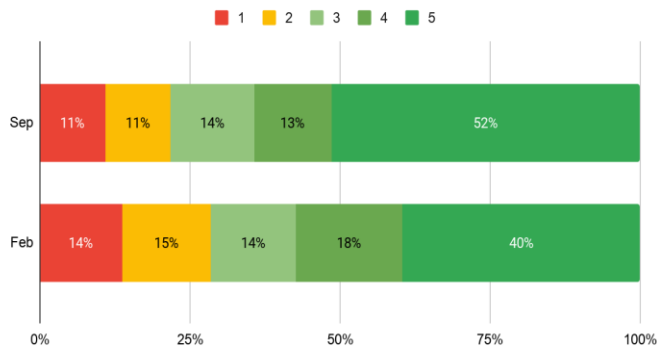
Month	=/+ grade level
Sep	80%
Feb	84%

**KEY:**

1. Below grade level, at or below 20th percentile
2. Below grade level, at or below 40th percentile
3. At grade level, at or below 60th percentile (potentially at risk)
4. At grade level, at or below 80th percentile
5. At or above grade level, above 80th percentile

CCS of Yolo

TK-5 Math



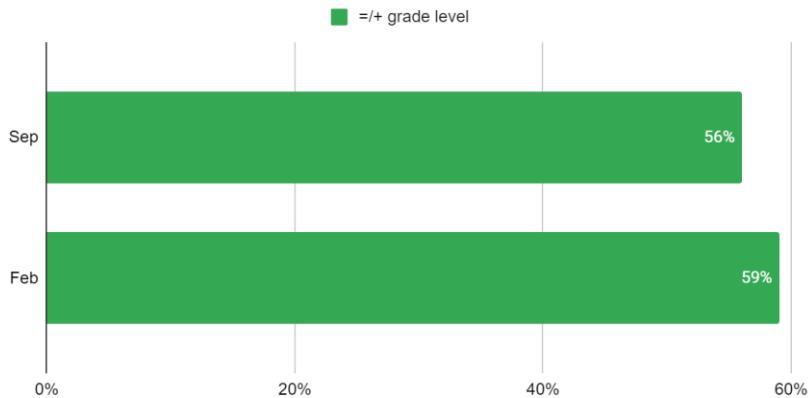
Month	=/+ grade level
Sep	79%
Feb	72%



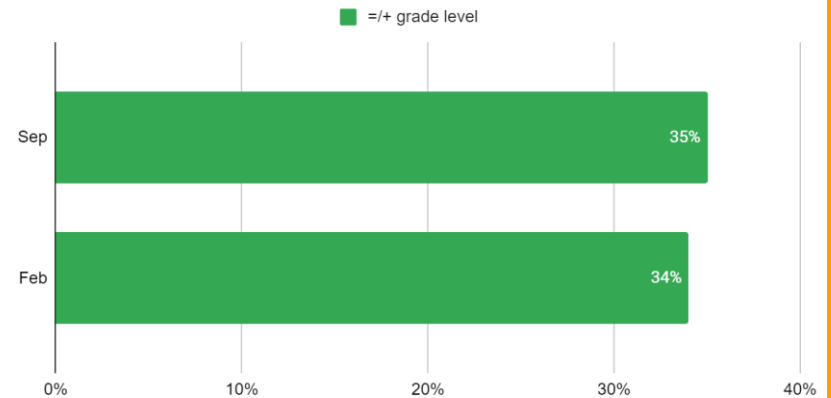
# Curriculum & Instruction Department Updates

CCS of Yolo: 6-12th grade Benchmark Assessment  
Beginning of Year (BOY) versus Middle of Year (MOY)

CCS of Yolo  
6-12 Reading



CCS of Yolo  
6-12 Math

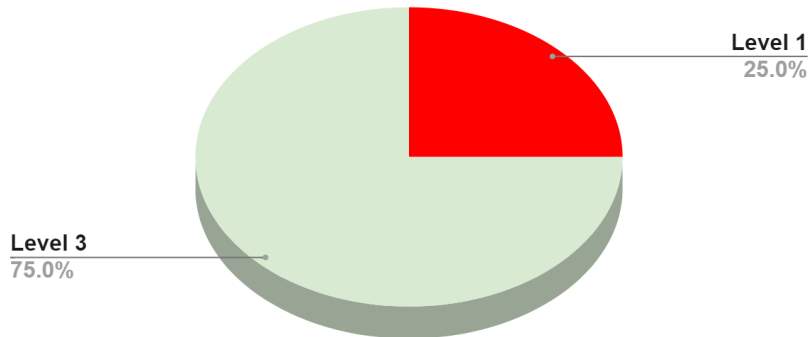




# Curriculum & Instruction Department Updates

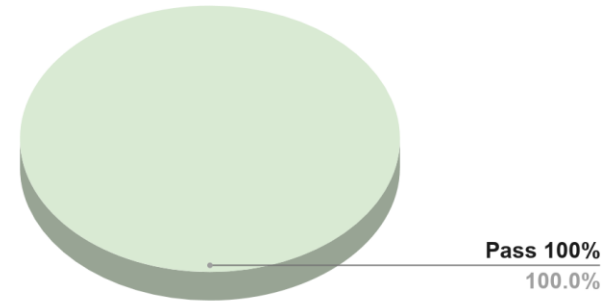
CCS of Yolo:TK-5 English Learner Pass Rates in ELA & ELD Course (Lexia, Core5) (Total number of EL scholars = 4)

CCS of Yolo- TK-5 ELA Grades



CCS of Yolo- ELD Course Grade

TK-5 EL Scholars Pass/Fail Rates ( Number of EL scholar = 4)



- Level 1- Non Proficient
- Level 2- Approaching Proficiency
- Level 3- Proficient
- Level 4 - Exemplary
- Level 5- Advanced

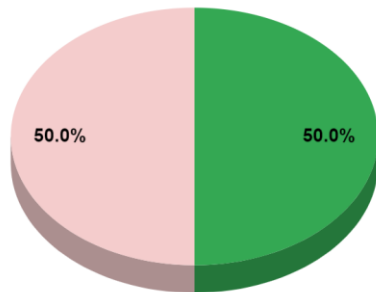


# Curriculum & Instruction Department Updates

CCS of Yolo:6-12 English Learner Pass Rates in ELA & ELD Course (Lexia, PowerUp) (Total number of EL scholars = 2)

CCS of Yolo 6-12 ELA Course Grades

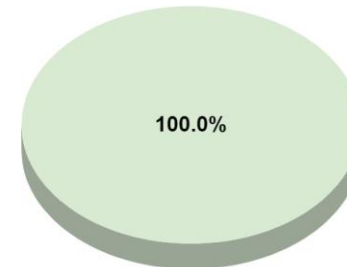
● B= 80-89% ● D= 60-69%



CCS of Yolo- 6-12 ELD Course Grades

EL Scholars Pass/Fail Rates ( Number of EL scholars = 2)

● Pass- 100%



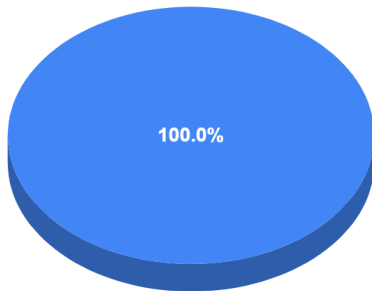


# Curriculum & Instruction Department Updates

CCS of Yolo:TK-5 English Learner ELA Grades vs. Live Support Session Attendance from 10/20 - 01/21

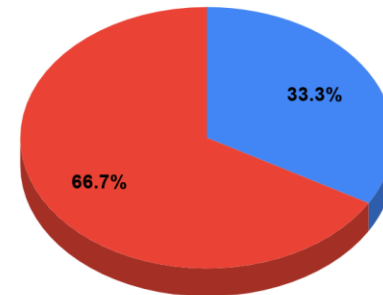
CCS of Yolo- TK-5 ELA Grades for Scholars that Attended ELD Support Sessions

● EL Scholars that earned a grade of 3-4 in ELA



CCS of Yolo- ELD Live Support Session Attendance

● Attended at least one live support session ● Never attended





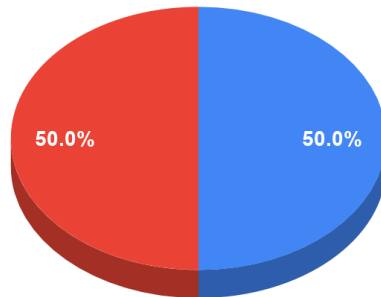
# Curriculum & Instruction Department Updates

CCS of Yolo:6-12 English Learner ELA Grades vs. Live Support Session

Attendance from 10/20 - 01/21

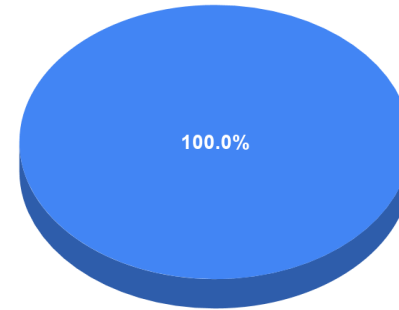
CCS of Yolo- 6-12 EL Grades of Scholars that Attended ELD Support Sessions

● EL Scholars that earned a C or better ● EL Scholars that earned a D or F



CCS of Yolo -6-12 ELD Live Support Session Attendance

● Attended at least one live session



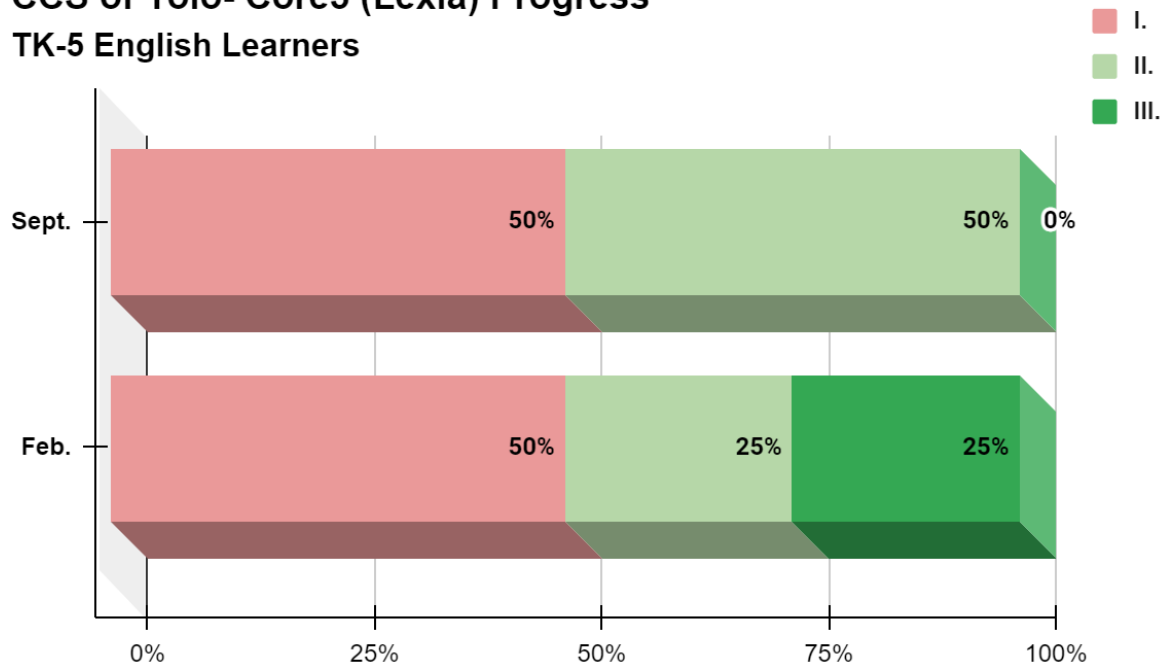




# Curriculum & Instruction Department Updates

CCS of Yolo: TK-5 English Learners Progress in Core5 (Lexia) from September 2020 BOY to February 2021 MOY (Total number of EL scholars = 4)

CCS of Yolo- Core5 (Lexia) Progress  
TK-5 English Learners



KEY:

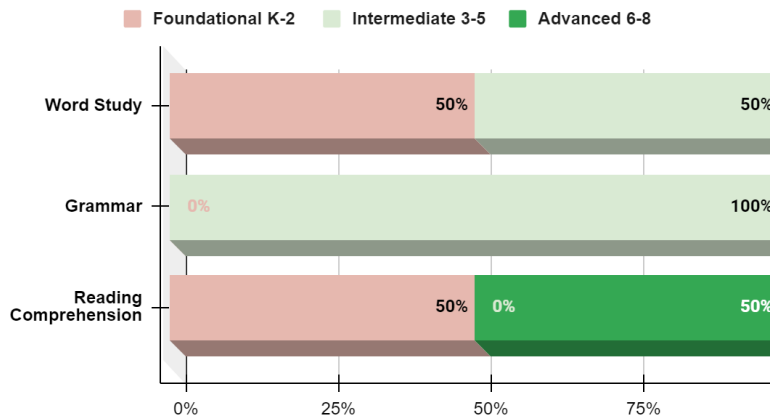
- I. Below Grade Level of Material (GLM)
- II. Working In GLM
- III. Working Above GLM



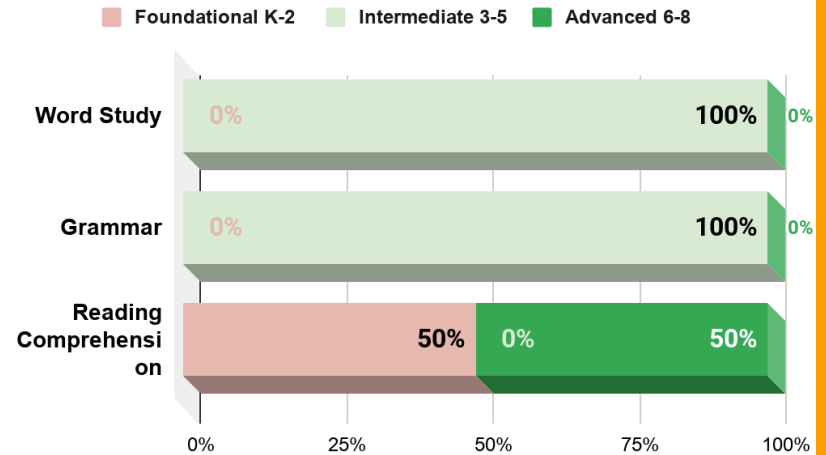
# Curriculum & Instruction Department Updates

CCS of Yolo: 6-12 English Learner Progress in PowerUp (Lexia) from September 2020 BOY to February 2021 MOY

CCS of Yolo- September (BOY) PowerUp  
6-12 EL Scholars (n = 2)



CCS of Yolo- February (MOY) PowerUp  
6-12 EL Scholars (n = 2)



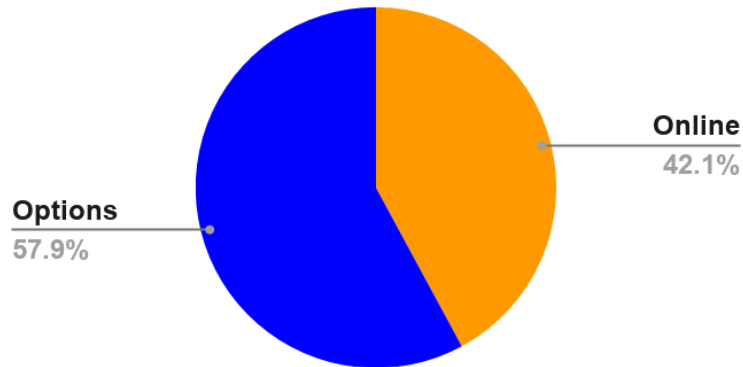


# Curriculum & Instruction Department Updates

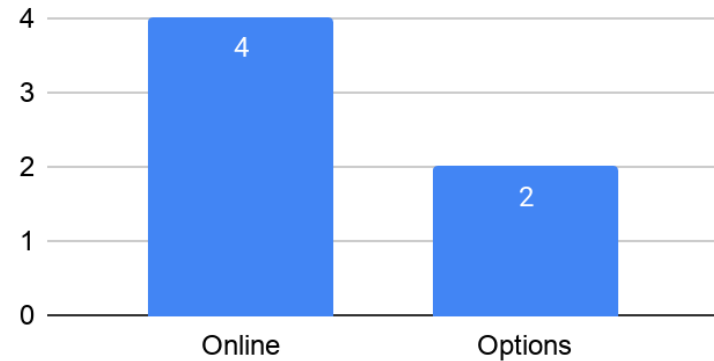
## Scholar Support

504 plans

### CCS of Yolo 504s by Program



### CCS of Yolo 504 Referrals



Total 504 Plans: 22

Online: 8      Options: 14

*\*as of March 17, 2021*



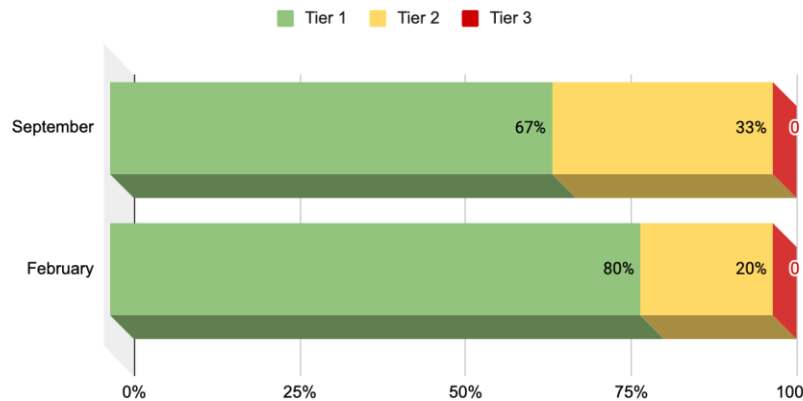
# Curriculum & Instruction Department Updates

## Scholar Support

### Yolo: 504 Scholar Diagnostic Results

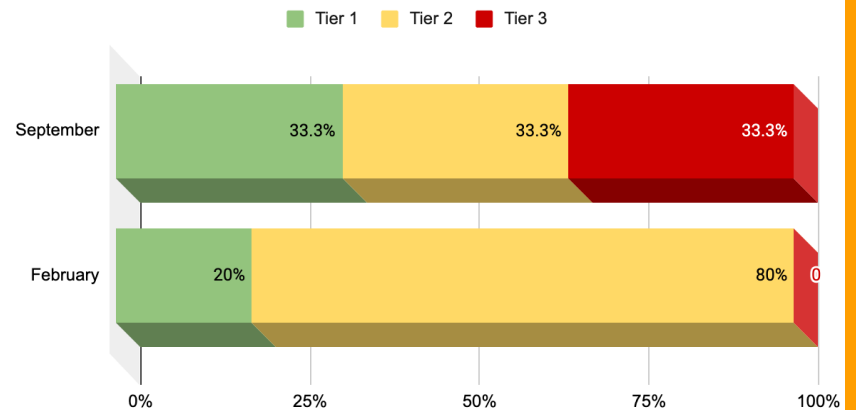
#### Yolo K-5 504 Scholars

ELA Diagnostic Results



#### Yolo: K-5 504 Scholars

Math Diagnostic Results





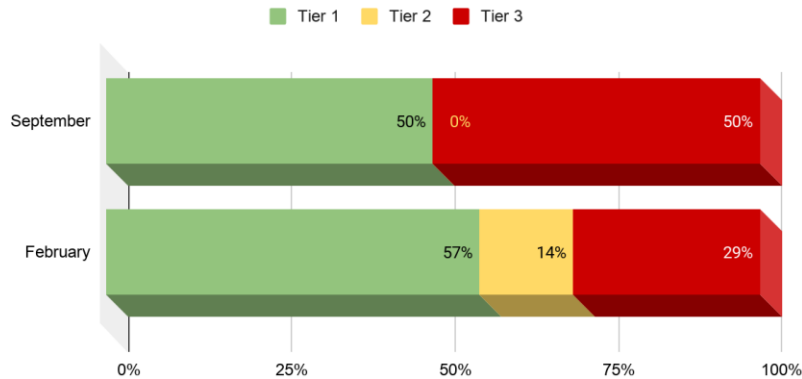
# Curriculum & Instruction Department Updates

## Scholar Support

### Yolo: 504 Scholar Diagnostic Results

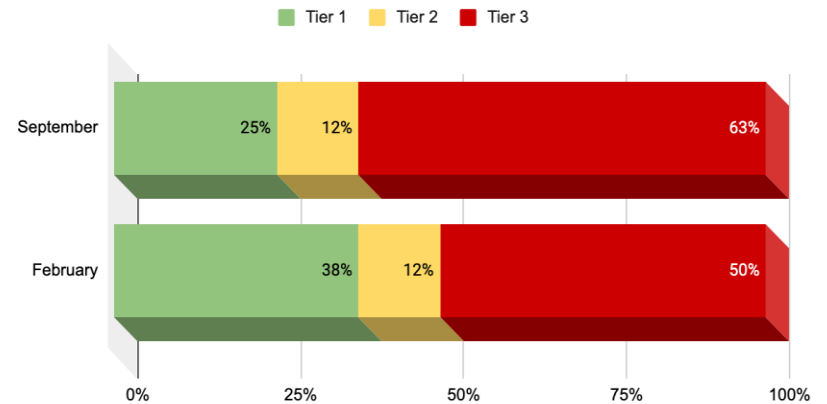
#### Yolo: 6-12 504 Scholars

ELA Diagnostic Results



#### Yolo: 6-12 504 Scholars

Math Diagnostic Results

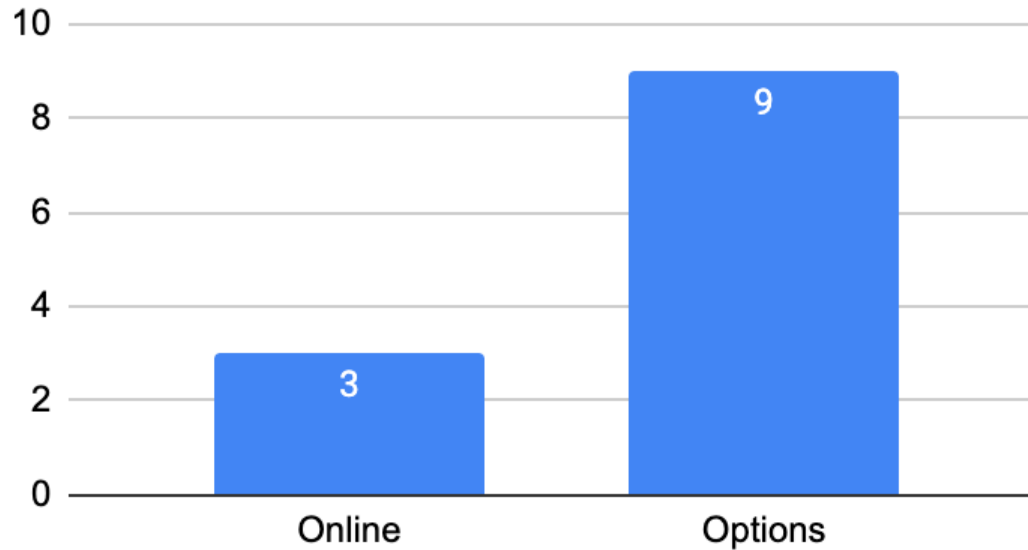




# Curriculum & Instruction Department Updates

## Scholar Support Number of SST Referrals

### CCS of Yolo SST Referrals



Total SST Referrals: 12

*\*as of March 17, 2021*

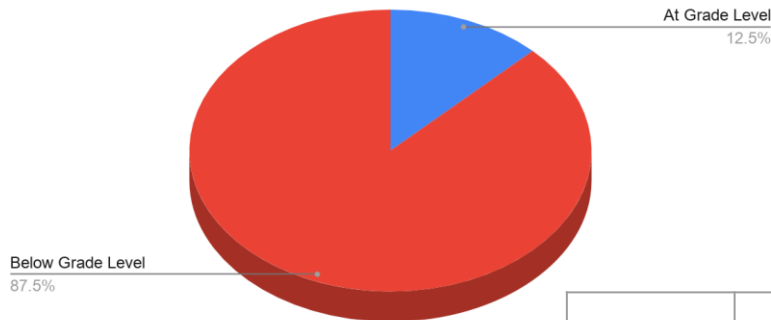


# Curriculum & Instruction Department Updates

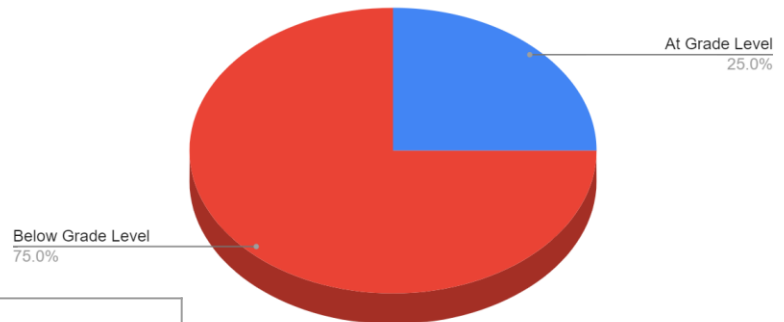
## Scholar Success/MTSS

CCS of YOLO: Tutoring Scholars at or Above Grade Level Reading BOY vs MOY

CCS of YOLO Attended Reading Tutoring - September



CCS of YOLO Attended Reading Tutoring - February



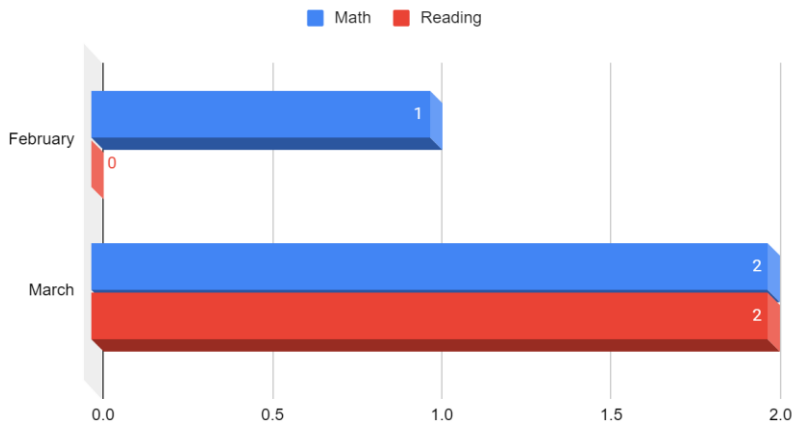
Month	% =/+ Grade Level
SEP	13%
FEB	25%



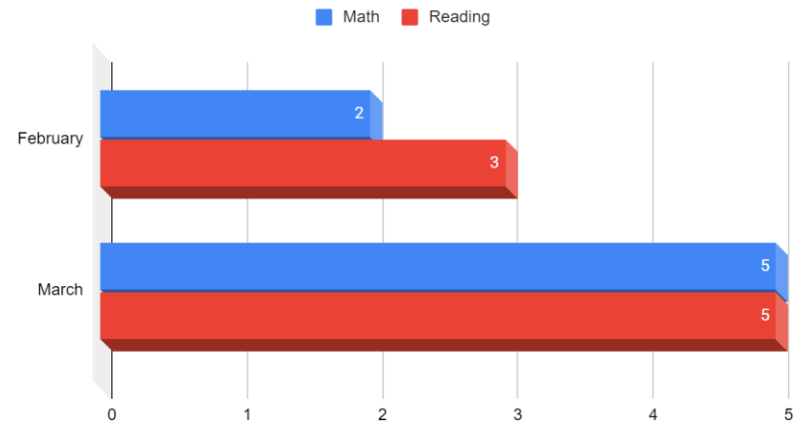
# Curriculum & Instruction Department Updates

## Scholar Success/MTSS

CCS of YOLO Average Weekly Tutoring Attendance K-5



CCS of YOLO Average Weekly Tutoring Attendance 6-12





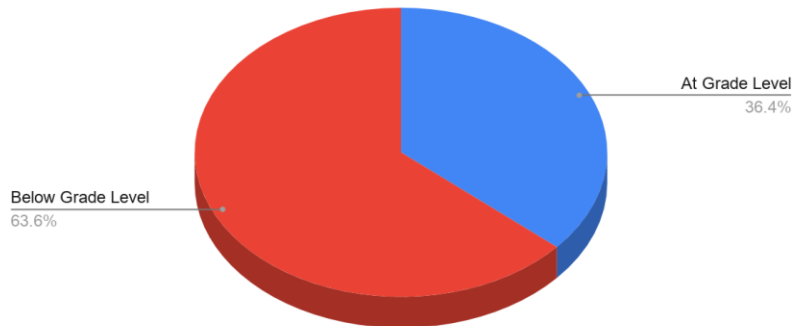


# Curriculum & Instruction Department Updates

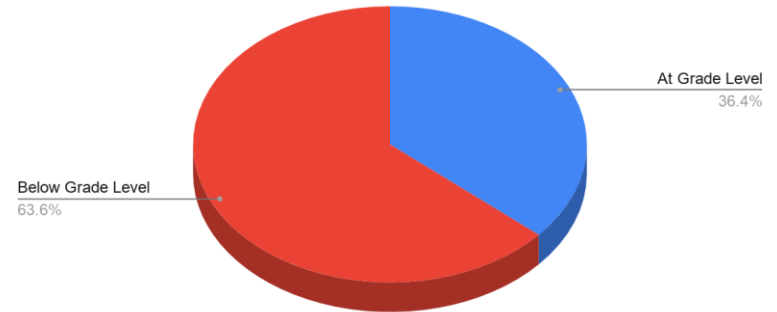
## Scholar Success/MTSS

CCS of YOLO: Tutoring Scholars at or Above Grade Level Math BOY vs MOY

CCS of YOLO Attended Math Tutoring - September



CCS of YOLO Attended Math Tutoring - February



Month	% =/+ Grade Level
SEP	36%
FEB	36%

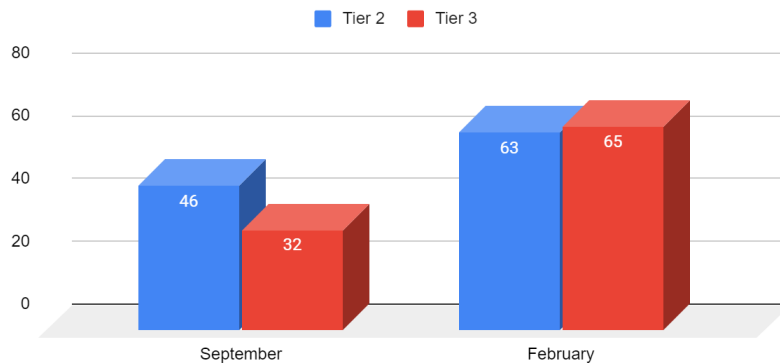


# Curriculum & Instruction Department Updates

## Scholar Success/MTSS

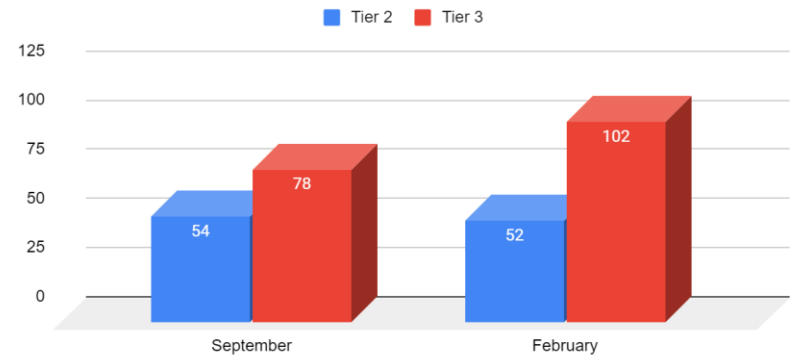
CCS of YOLO: Tier 2 and Tier 3 MTSS Scholars BOY vs MOY

**CCS of YOLO READING: MTSS Tier 2 and Tier 3 Scholars BOY vs MOY**



CCS of YOLO READING: MTSS Tier 2 and Tier 3 Scholars BOY vs MOY

**CCS of YOLO MATH: MTSS Tier 2 and Tier 3 Scholars BOY vs MOY**

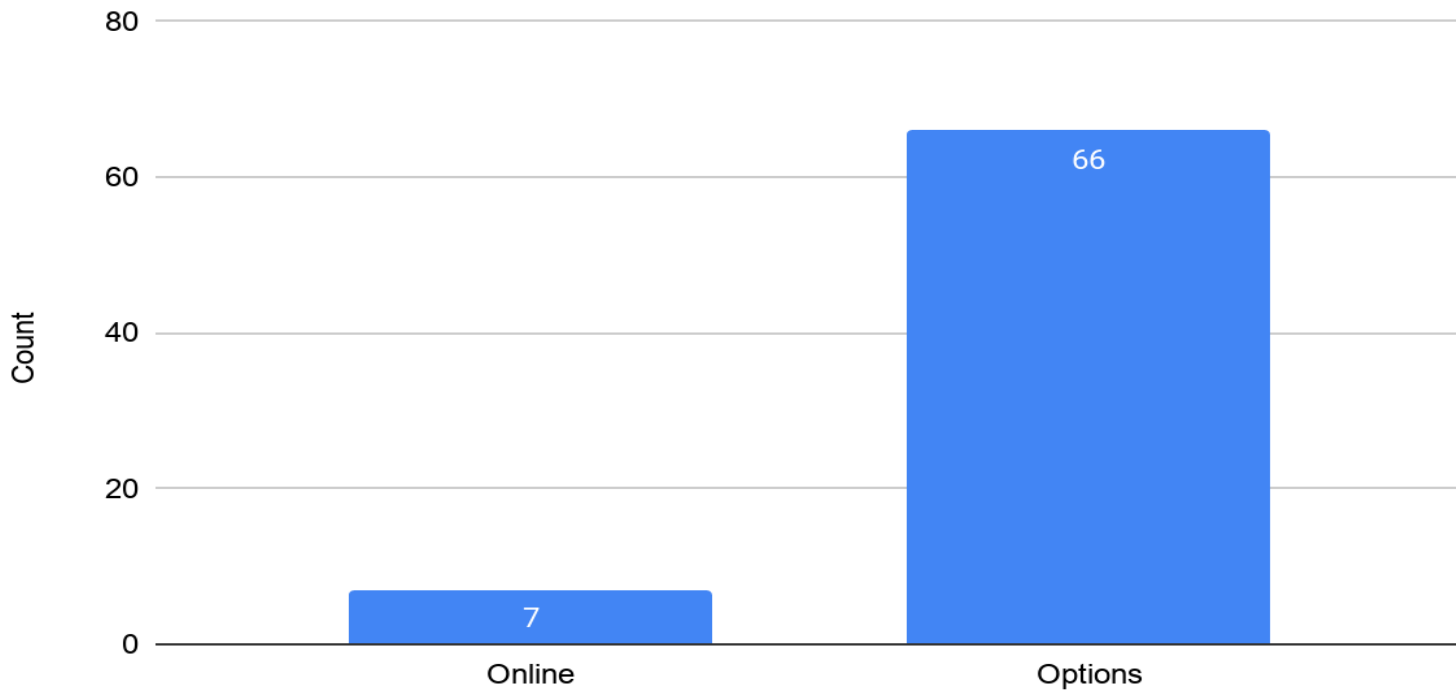


CCS of YOLO MATHH: MTSS Tier 2 and Tier 3 Scholars BOY vs MOY



# Special Education Department

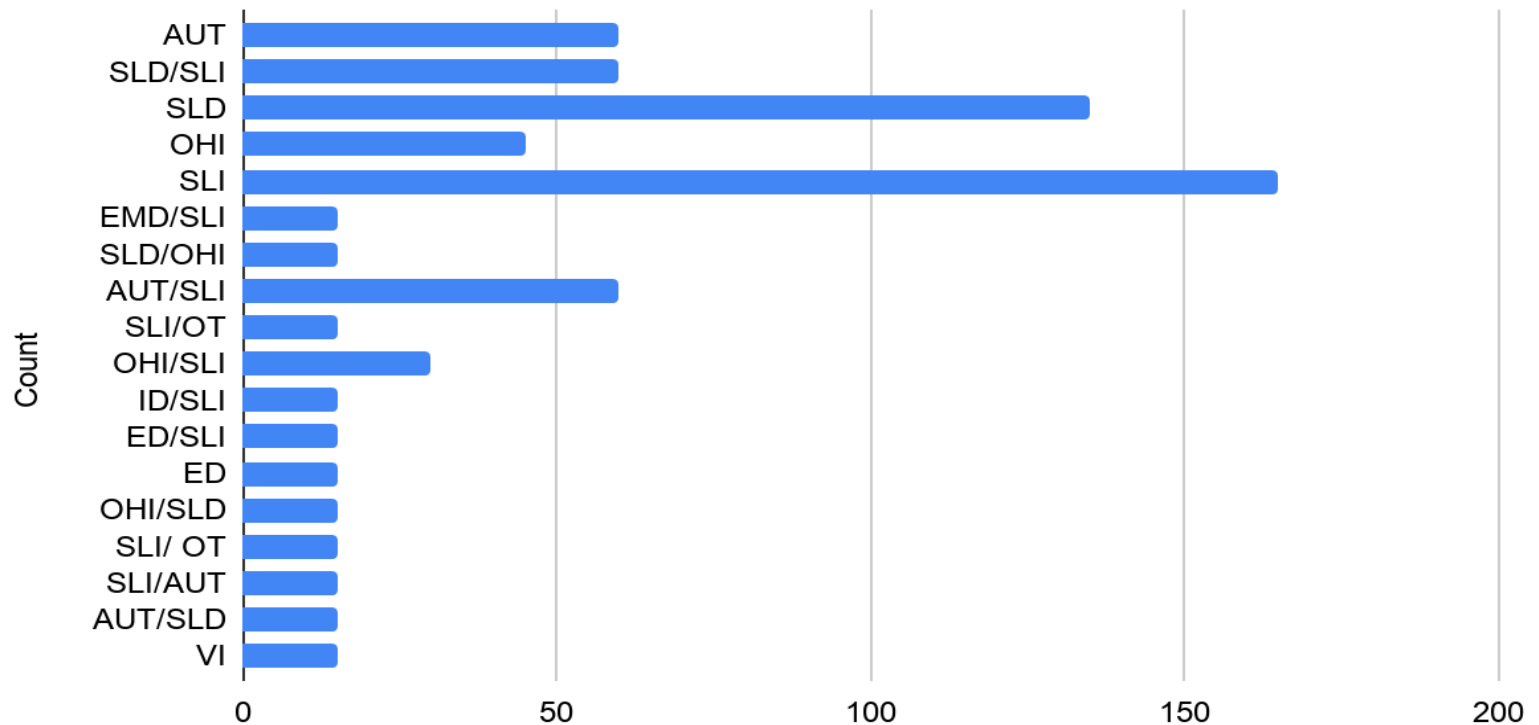
CCS of Yolo Count by Program





# Special Education Department

CCS of Yolo Count by Disability





# Questions?



Contact:

Jason Bee | Principal  
(805) 807-8164

[jbee@compasscharters.org](mailto:jbee@compasscharters.org)

[@CCSMrBee](#)