



COMPASS
CHARTER SCHOOLS



Academic Services Division

March 2021 Update

(855) 937- 4227

CompassCharters.org

COMPASS
CHARTER SCHOOLS



Agenda

- Mission and Vision
- Division Update
- Counseling Services Department Updates
- Curriculum & Instruction Department Updates
- Engagement Department Updates
- Special Education Department Updates
- Charter Updates
- Summary
- Q & A



Our Mission and Vision

MISSION STATEMENT

Our mission is to inspire and develop innovative, creative, self-directed learners, one scholar at a time.

VISION STATEMENT

Our vision is to create a collaborative virtual learning community, inspiring scholars to appreciate the ways in which arts and sciences nurture a curiosity for life-long learning, and prepare scholars to take responsibility for their future success.



Division Update

WIG (Wildly Important Goal):

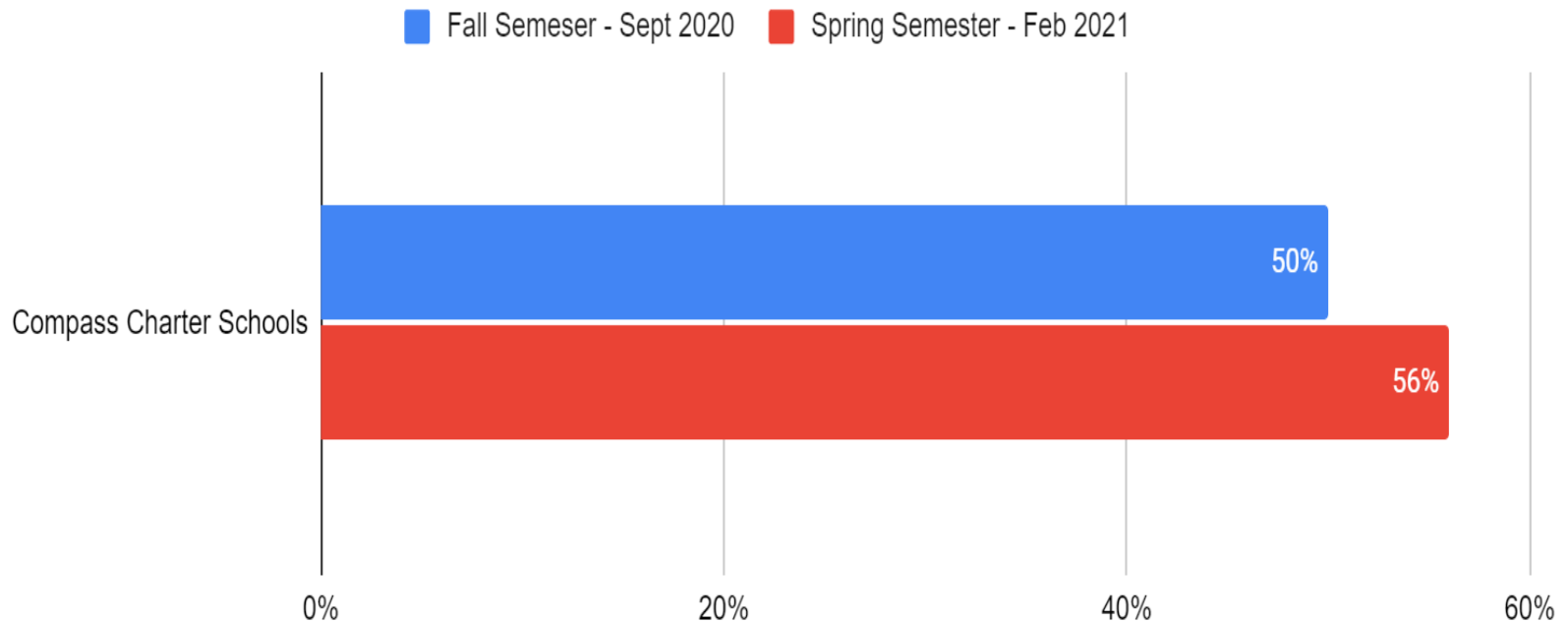
By focusing on scholar engagement, 100% of eligible scholars will graduate by the end of the 2020-21 academic school year.

Each Academic Department is focusing on lead measures that can be tracked.



Counseling Services Division Updates

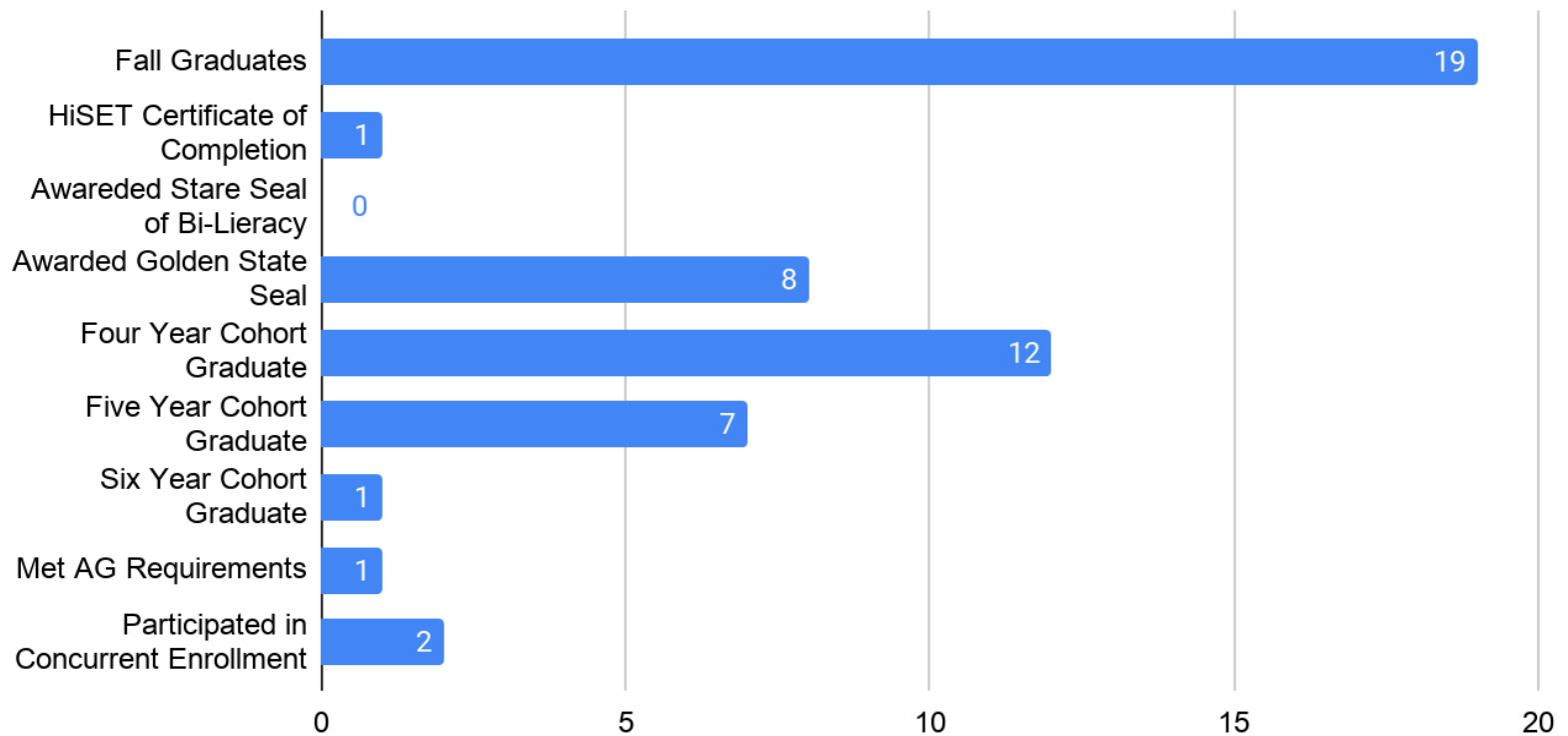
CCS Senior Class of 2021 - Graduation Eligibility by Term





Counseling Services Division Updates

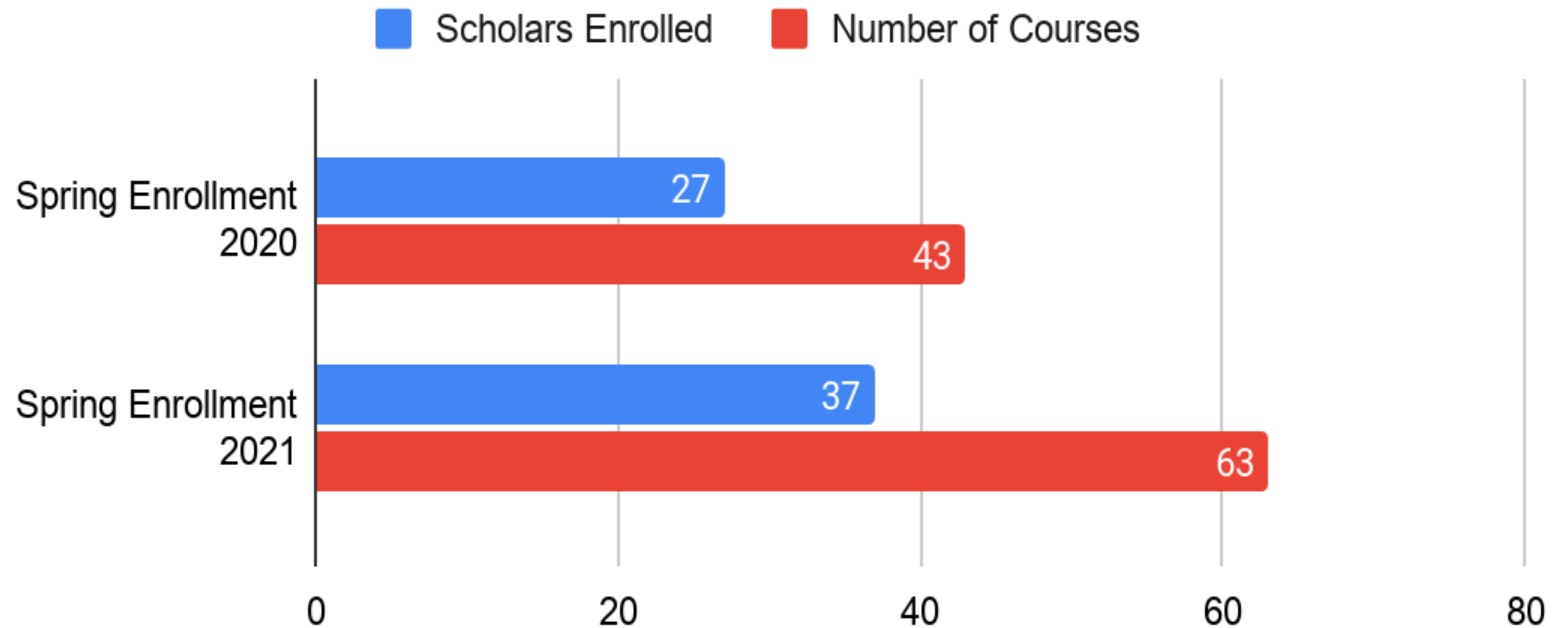
2020 CCS Fall Graduate Data





Counseling Services Division Updates

CCS Spring Concurrent Enrollment





Curriculum & Instruction Department Updates

Benchmark Assessment by Program- February/MOY Results
All CCS

	TK-5th % at/+ grade level	TK-5th participation	6-12th % at/+ grade level	6-12th participation
Online Reading	77%	65%	37%	56%
Online Math	61%	64%	27%	61%
Options Reading	80%	64%	40%	62%
Options Math	73%	65%	25%	62%
Combined Reading	79%	65%	39%	60%
Combined Math	71%	65%	26%	61%

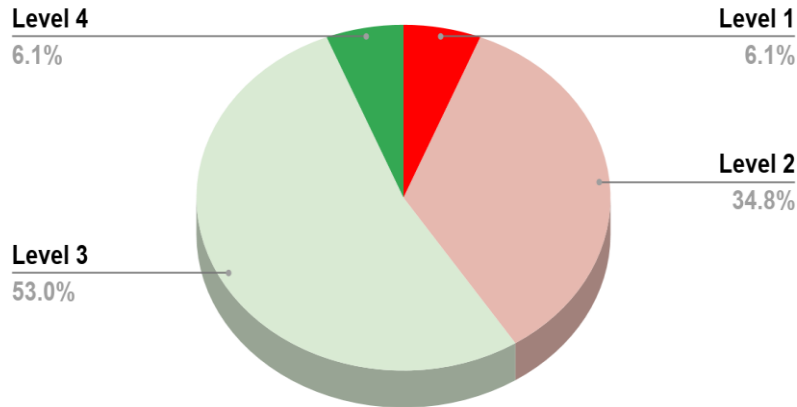


Curriculum & Instruction Department Updates

CCS:TK-5 English Learner Pass Rates in ELA & ELD Course (Lexia, Core5)

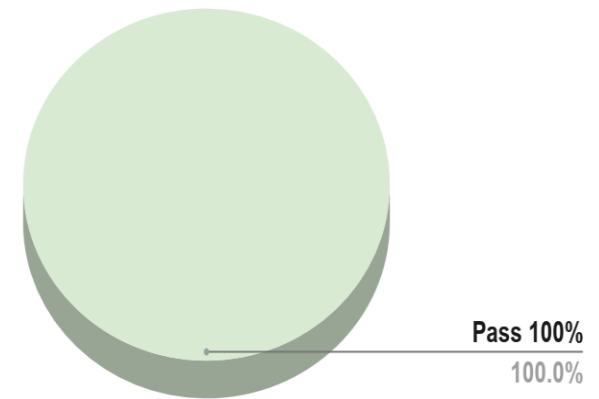
(Total number of EL scholars = 67)

CCS- TK-5 ELA Grades



CCS- TK-5 ELD Course Grades

TK-5 EL Scholars Pass/Fail Rates (Number of EL scholar = 67)



- Level 1- Non Proficient
- Level 2- Approaching Proficiency
- Level 3- Proficient
- Level 4 - Exemplary
- Level 5- Advanced

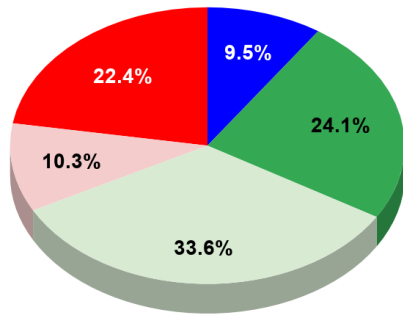


Curriculum & Instruction Department Updates

CCS:6-12 English Learner Pass Rates in ELA & ELD Course (Lexia, PowerUp)
(Total number of EL scholars = 115)

CCS- 6-12 ELA Course Grades

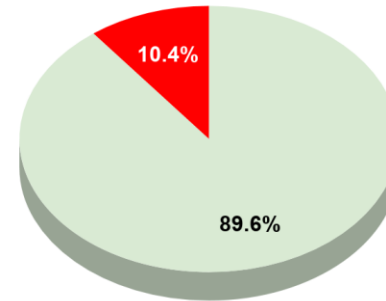
- A= 90-100%
- B= 80-89%
- C= 70-79%
- D= 60-69%
- F= Below 59%



CCS- 6-12 ELD Course Grade

EL Scholars Pass/Fail Rates (Number of EL scholars = 115)

- Pass
- Fail



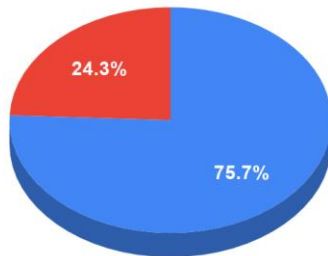


Curriculum & Instruction Department Updates

CCS:TK-5 English Learner ELA Grades vs. Live Support Session Attendance
from 10/20 - 01/21

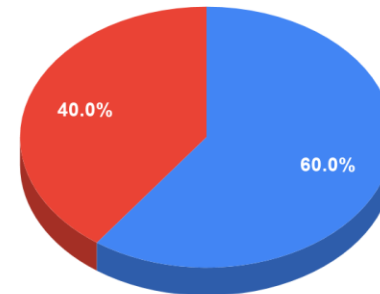
CCS- TK-5 ELA Grades for Scholars that Attended ELD Support Sessions

- EL Scholars that earned a grade of 3-4 in ELA
- EL Scholars that earned a grade of 1-2 in ELA



CCS- TK-5 ELD Live Support Session Attendance

- Attended at least one live support session
- Never attended



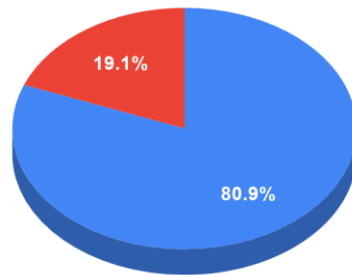


Curriculum & Instruction Department Updates

CCS:6-12 English Learner ELA Grades vs. Live Support Session Attendance from 10/20 - 01/21

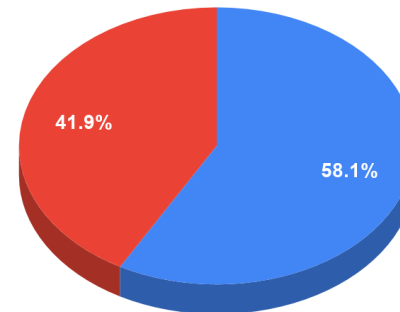
CCS- 6-12 ELA Grades of Scholars that Attended ELD Support Sessions

● EL Scholars that earned a C or better ● EL Scholars that earned a D or F



CCS- 6-12 ELD Live Support Session Attendance

● Attended at least one live session ● Never Attended



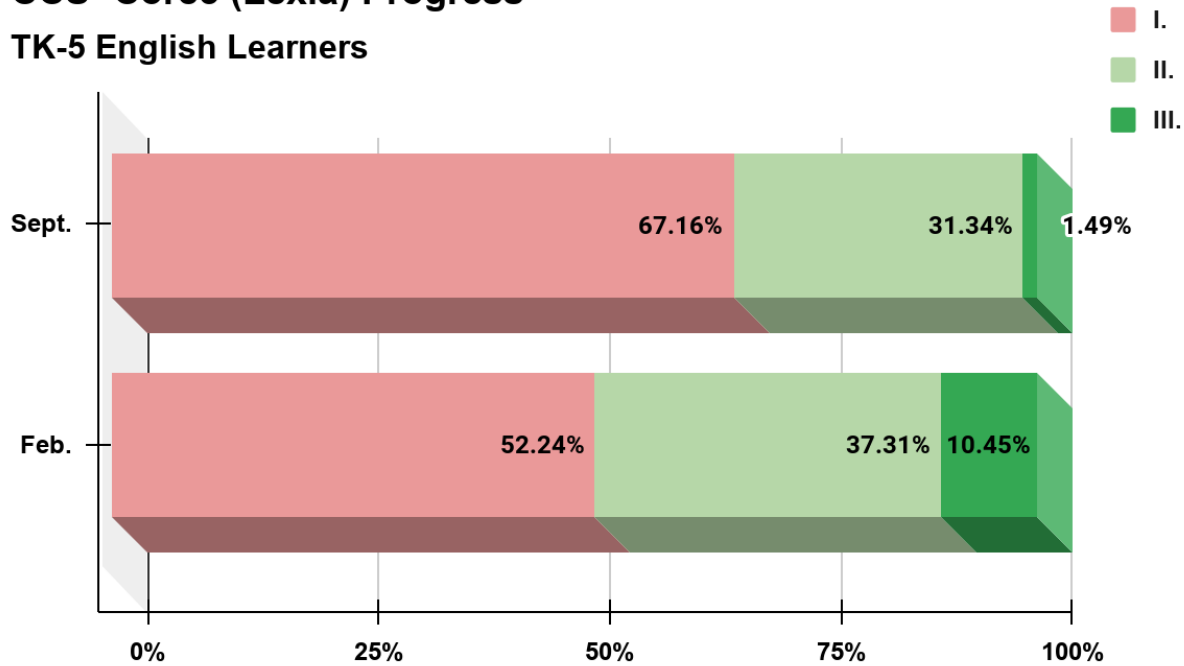


Curriculum & Instruction Department Updates

CCS:TK-5 English Learner Progress in Core5 (Lexia) from September 2020 BOY to February 2021 MOY (Total number of EL scholars = 67)

CCS- Core5 (Lexia) Progress

TK-5 English Learners



KEY:

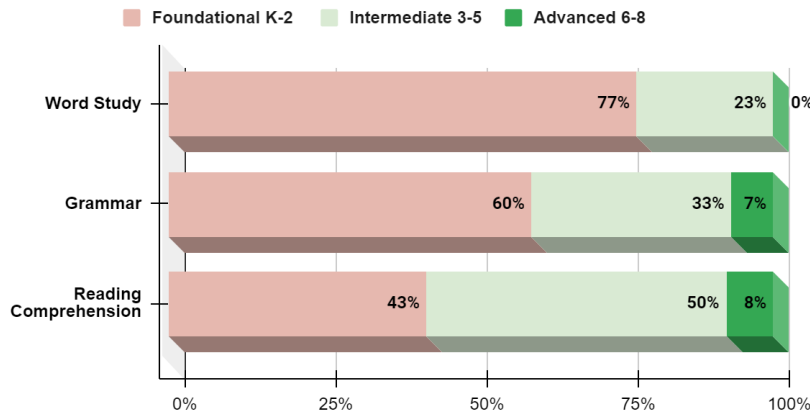
- I. Below Grade Level of Material (GLM)
- II. Working In GLM
- III. Working Above GLM



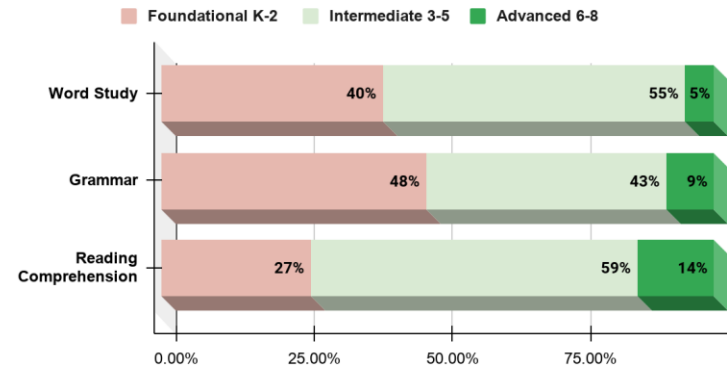
Curriculum & Instruction Department Updates

CCS: 6-12 English Learner Progress in PowerUp (Lexia) from September 2020 BOY to February 2021 MOY

CCS - September (BOY) PowerUp
6-12 EL Scholars (n = 115)



CCS- February (BOY) PowerUp
6-12 EL Scholars (n = 115)



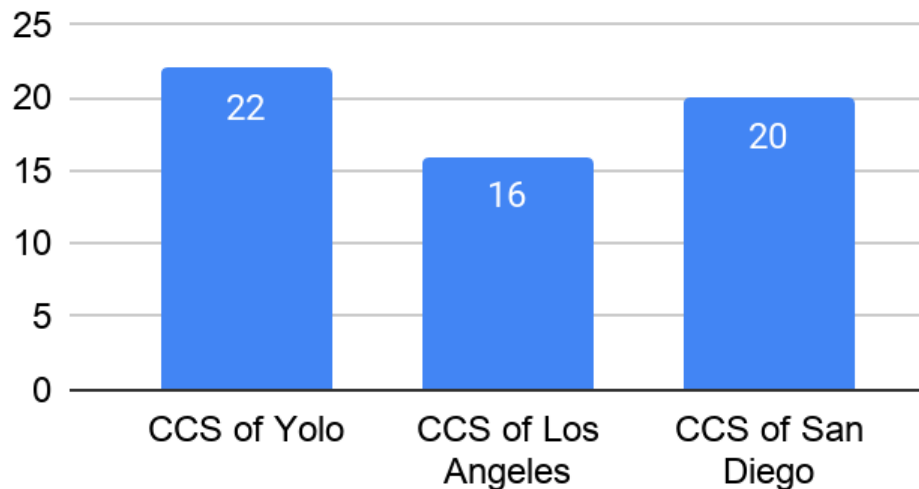


Curriculum & Instruction Department Updates

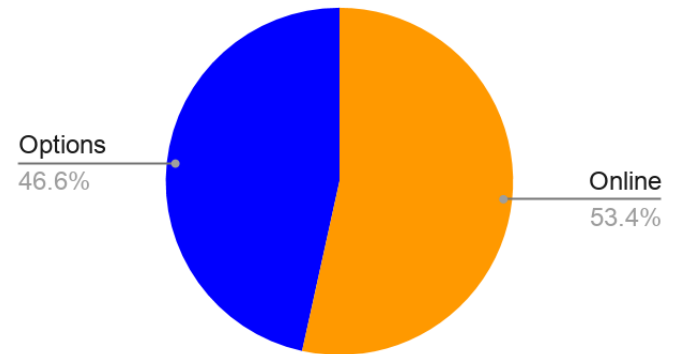
Scholar Support

Current Total of 504 plans by Charter

504 Plan: Count by CCS School



504 Plan: Count by Program



Total 504 Plans: 58

Online: 31 Online: 27

**as of March 17, 2021*



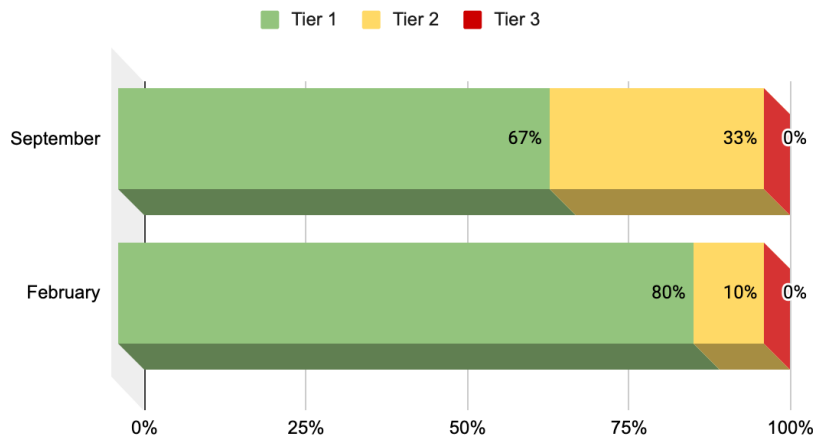
Curriculum & Instruction Department Updates

Scholar Support

504 Scholar Diagnostic Results

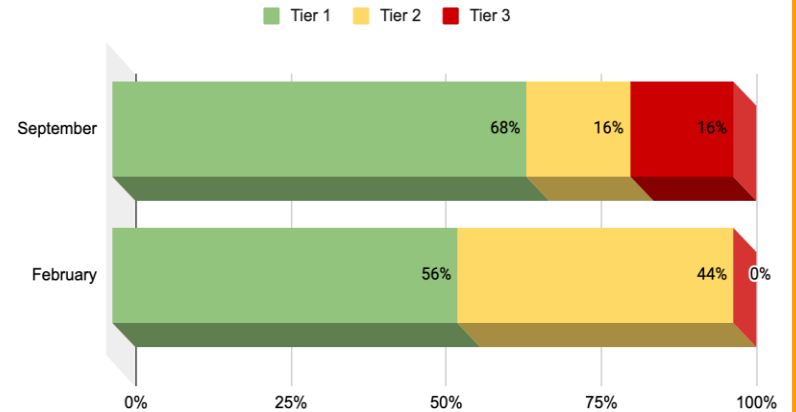
K-5 504 Scholars

ELA Diagnostic Results



K-5 504 Scholars

Math Diagnostic Results





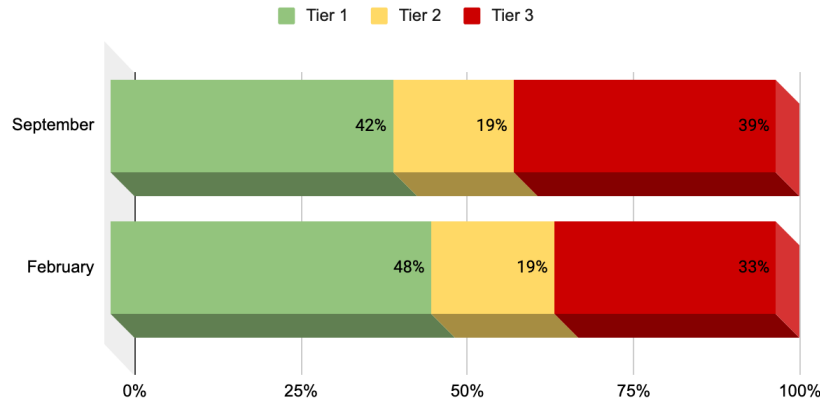
Curriculum & Instruction Department Updates

Scholar Support

504 Scholar Diagnostic Results

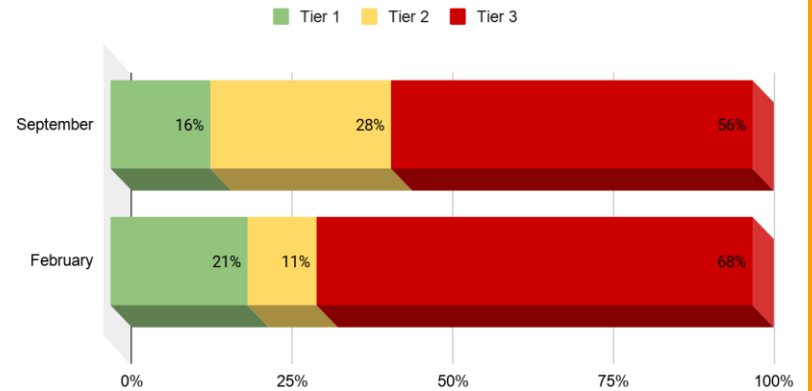
6-12 504 Scholars

ELA Diagnostic Results



6-12 504 Scholars

Math Diagnostic Results

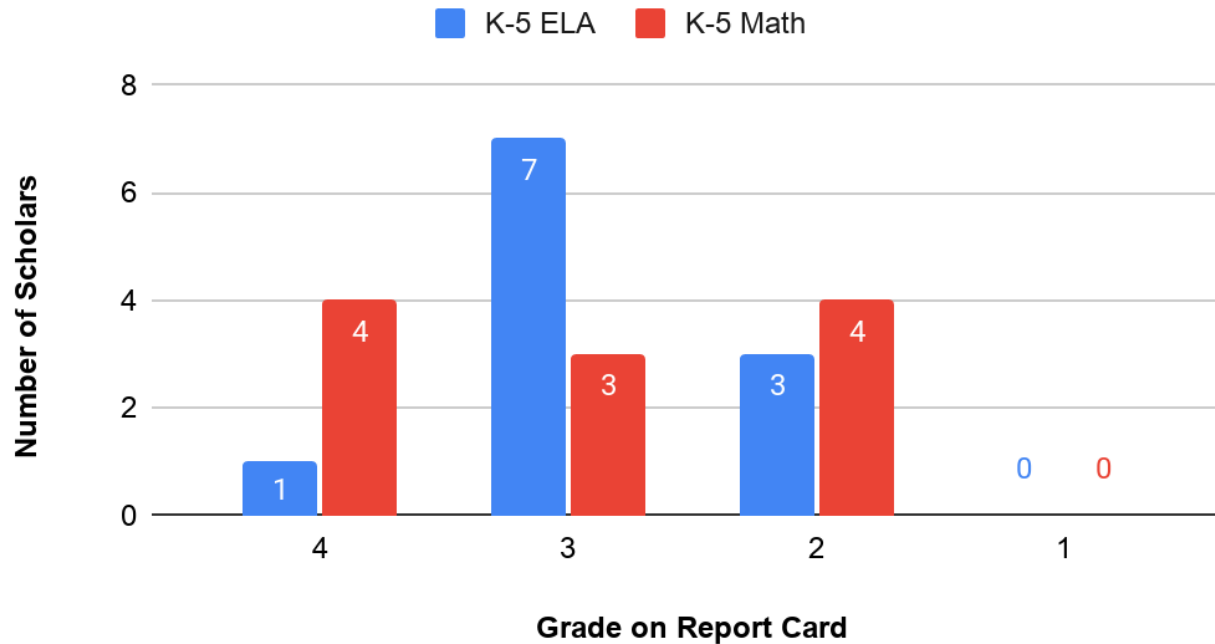




Curriculum & Instruction Department Updates

Scholar Support 504 K-5 Scholar Grades

K-5 504 Scholar Grades

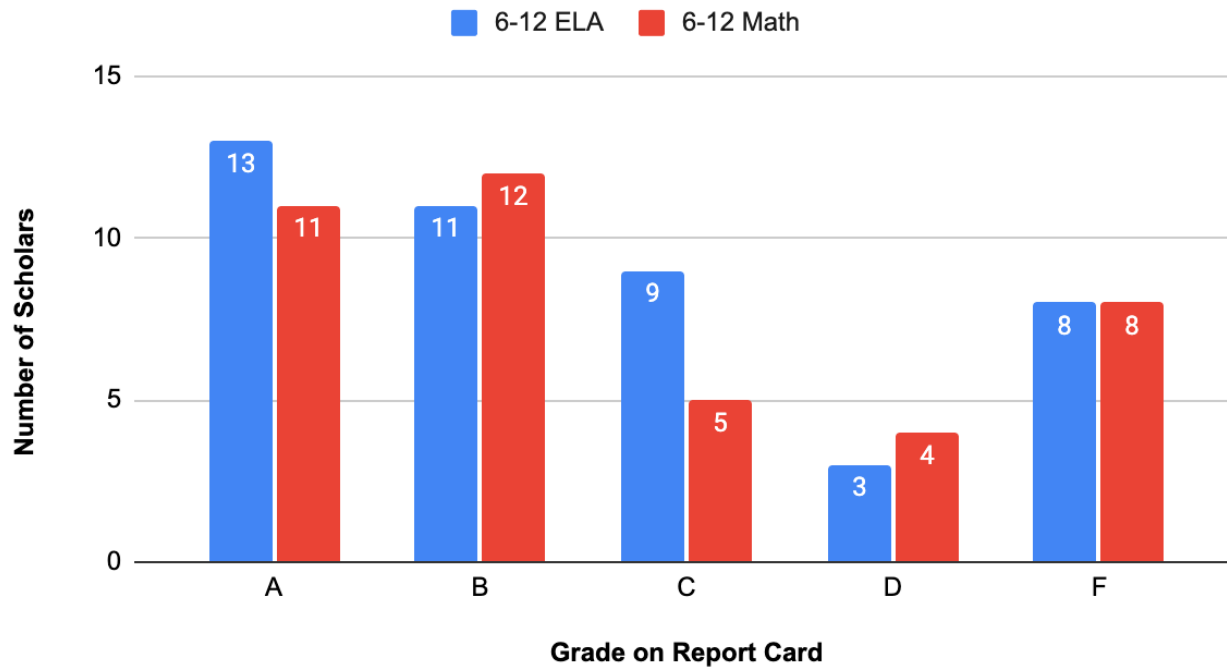




Curriculum & Instruction Department Updates

Scholar Support 6-12 504 Scholar Grades

6-12 504 Scholars



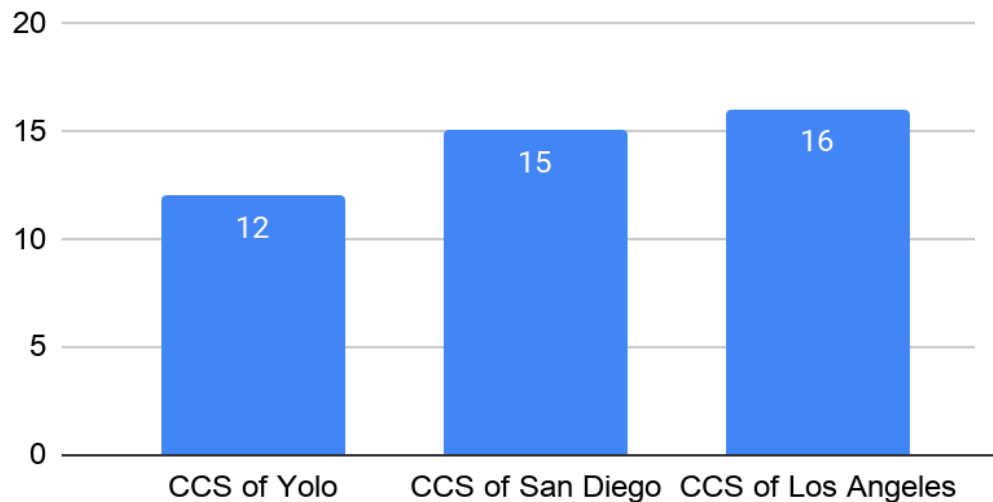


Curriculum & Instruction Department Updates

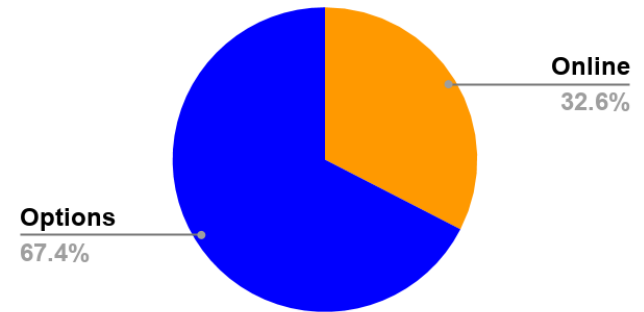
Scholar Support

Number of SST Referrals by Charter and by Program

SST Referrals: Count by Charter



SST Referrals: Count by Program



Total SST Referrals: 43

Online: 14 Options: 29

**as of March 17, 2021*

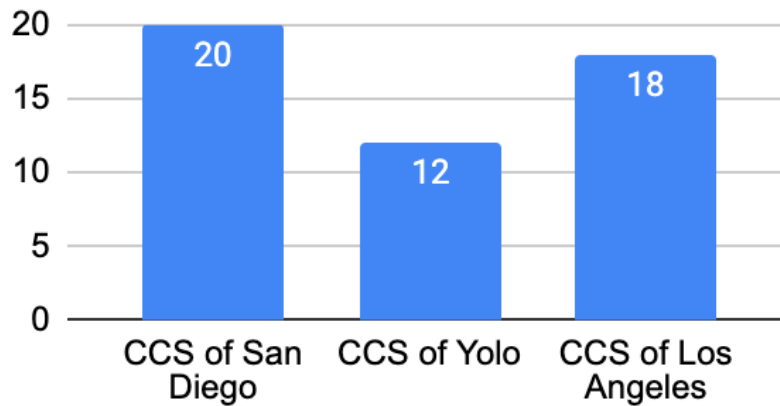


Curriculum & Instruction Department Updates

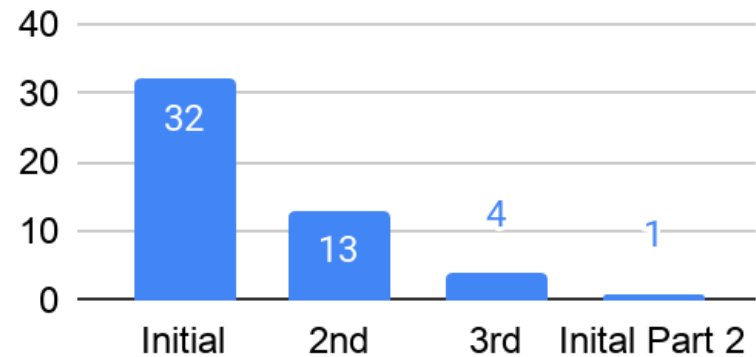
Scholar Support

SST Meetings Held

SST Meetings by School



Type of SST Meeting Held



Total SST Referrals: 43

Online: 14 Options: 29

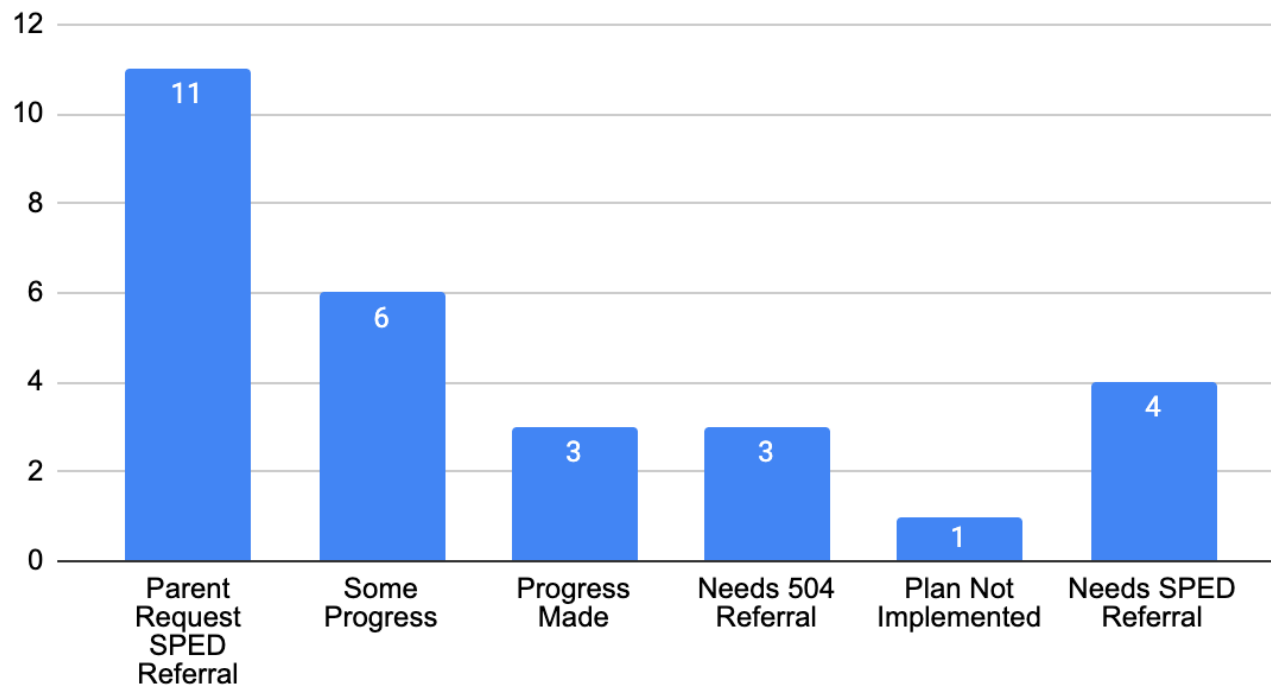
**as of March 17, 2021*



Curriculum & Instruction Department Updates

Scholar Support

Outcome Determined at Meeting



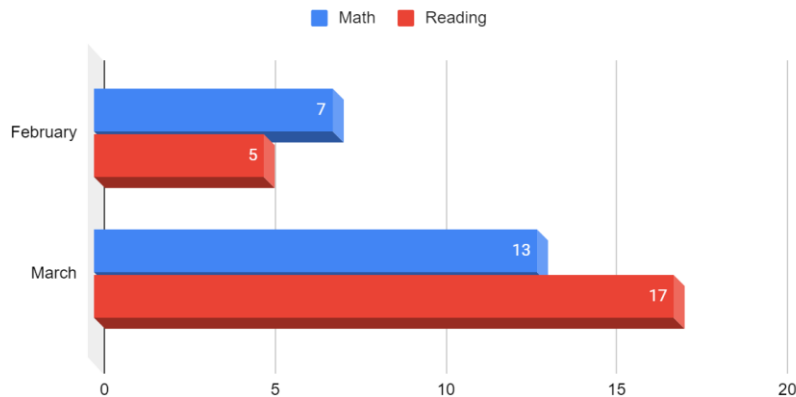


Curriculum & Instruction Department Updates

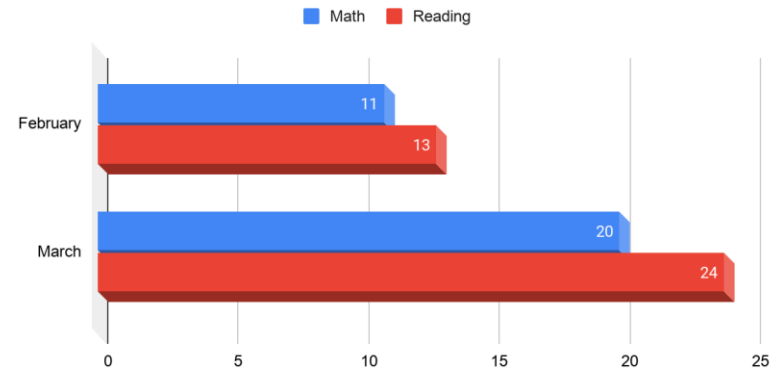
Scholar Success/MTSS

Average Weekly Tutoring Attendance

Compass Charter Schools Average Weekly Tutoring Attendance K-5



Compass Charter Schools Average Weekly Tutoring Attendance 6-12



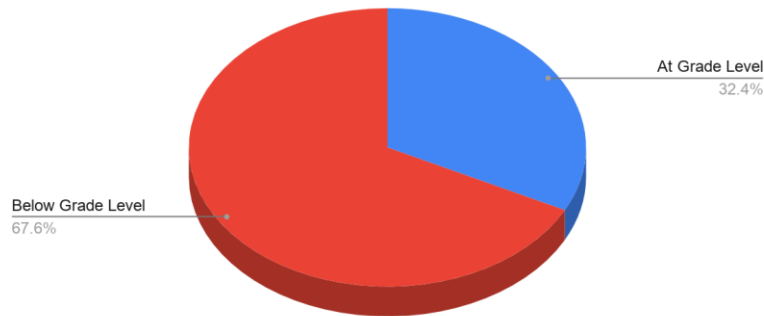


Curriculum & Instruction Department Updates

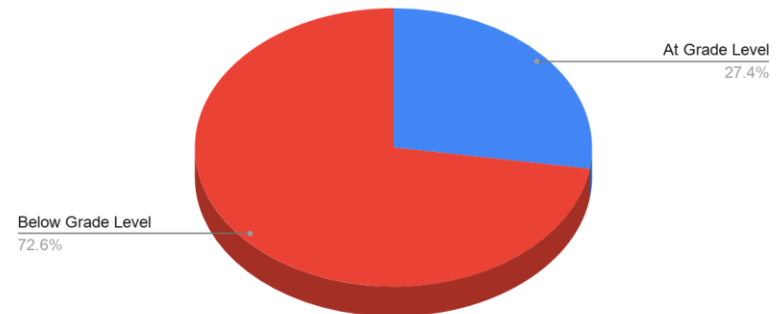
Scholar Success/MTSS

Percentage of MTSS Scholars At or Above Grade Level - Reading

Scholars that Attend Reading Tutoring



Scholars that Did Not Attend Reading Tutoring



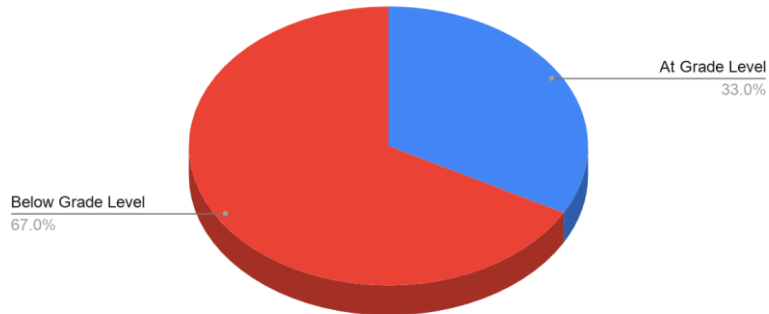


Curriculum & Instruction Department Updates

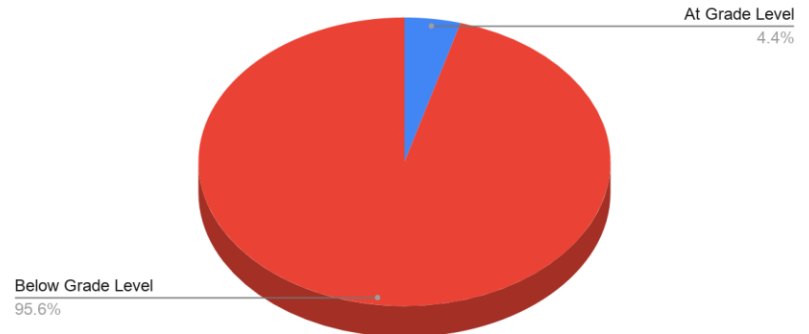
Scholar Success/MTSS

Percentage of MTSS Scholars At or Above Grade Level - Math

Scholars that Attend Math Tutoring



Scholars that Did Not Attend Math Tutoring



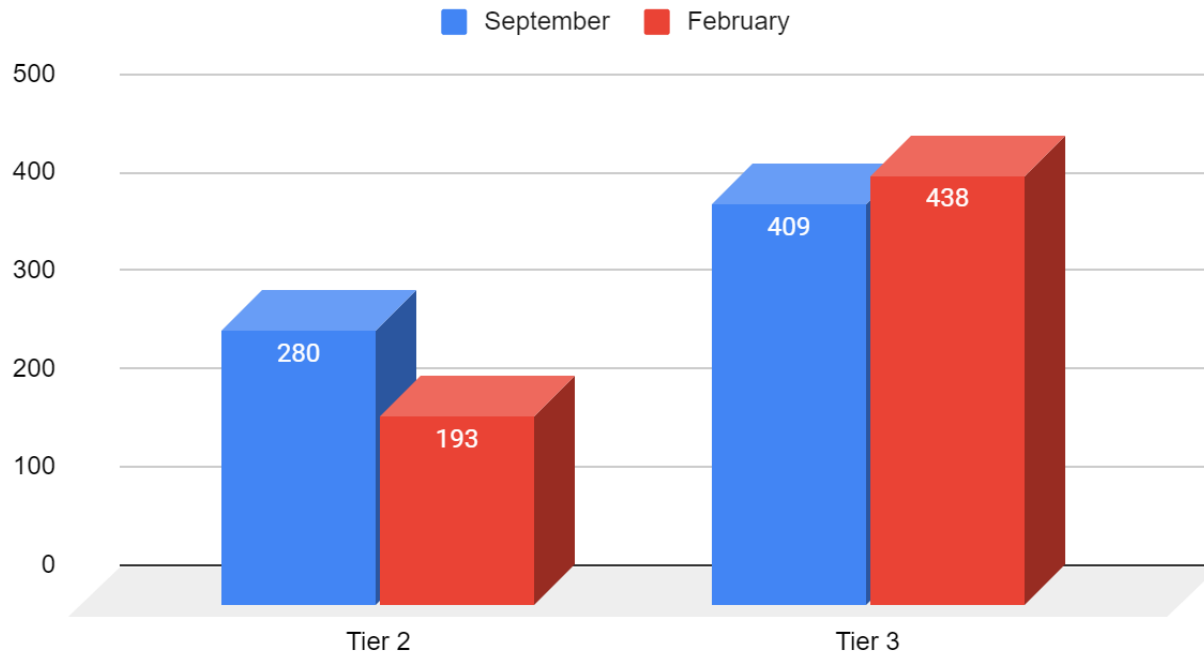


Curriculum & Instruction Department Updates

Scholar Success/MTSS

Changes in Tier 2 and Tier 3 MTSS Scholars BOY vs MOY- Reading

READING: MTSS Tier 2 and Tier 3 Scholars



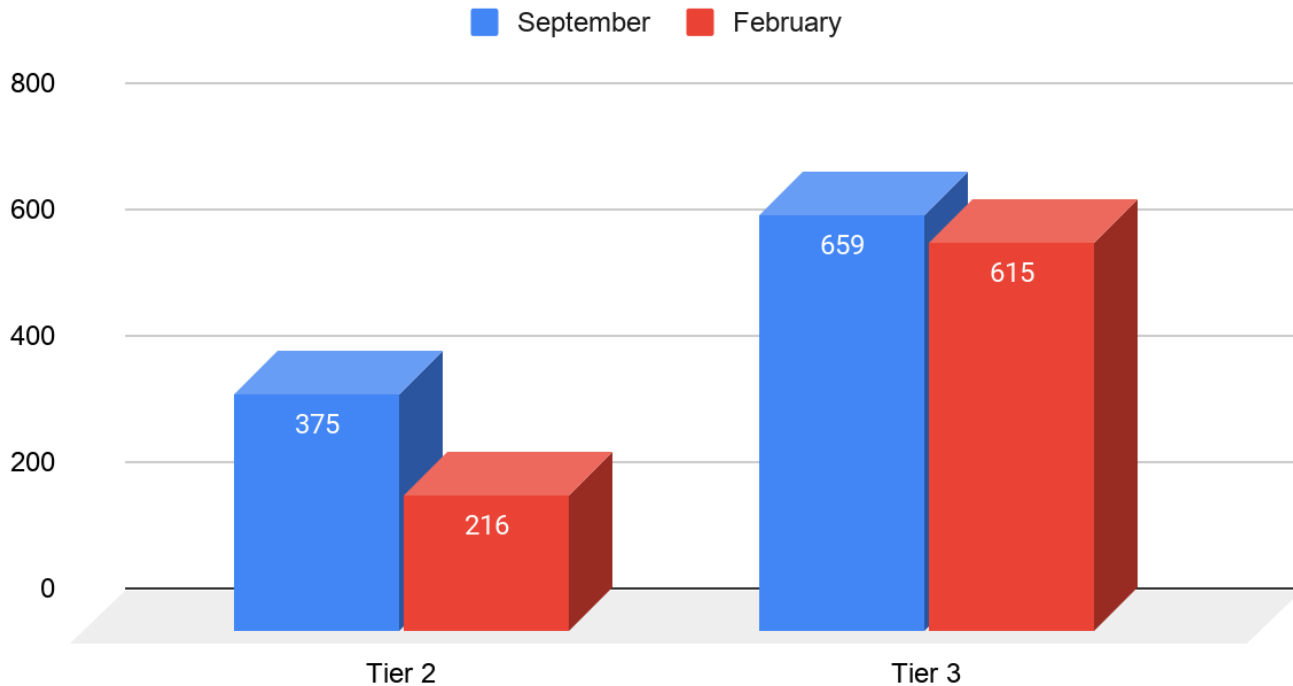


Curriculum & Instruction Department Updates

Scholar Success/MTSS

Changes in Tier 2 and Tier 3 MTSS Scholars BOY vs MOY- Math

MATH: MTSS Tier 2 and Tier 3 Scholars BOY vs MOY





Engagement Department Updates

Engagement Department Lead and Lag Measures

Average number of scholar **registrations** received divided by the number of active offerings (Clubs & VSW's currently)

Average number of scholar **attendance** divided by the number of active offerings (Clubs & VSW's currently)

Average staff estimated **engagement rating** divided by the number of active offerings (Clubs & VSW's currently)



Engagement Department Updates



Engagement Department WIG Scoreboard Date Range: 1/25/21 to 2/19/21 FINALIZED	
Registrations*	
Scholar Clubs (Average per Club Meeting)	28
Virtual Scholar Workshops (Average per Workshop)	31
Attendance*	
Scholar Clubs (Average per Club Meeting)	6
Virtual Scholar Workshops (Average per Workshop)	18
Engagement Rating	
Scholar Clubs (Average over all Scholar Club Meetings)	Green
Virtual Scholar Workshops (Average over all VSW's)	Green



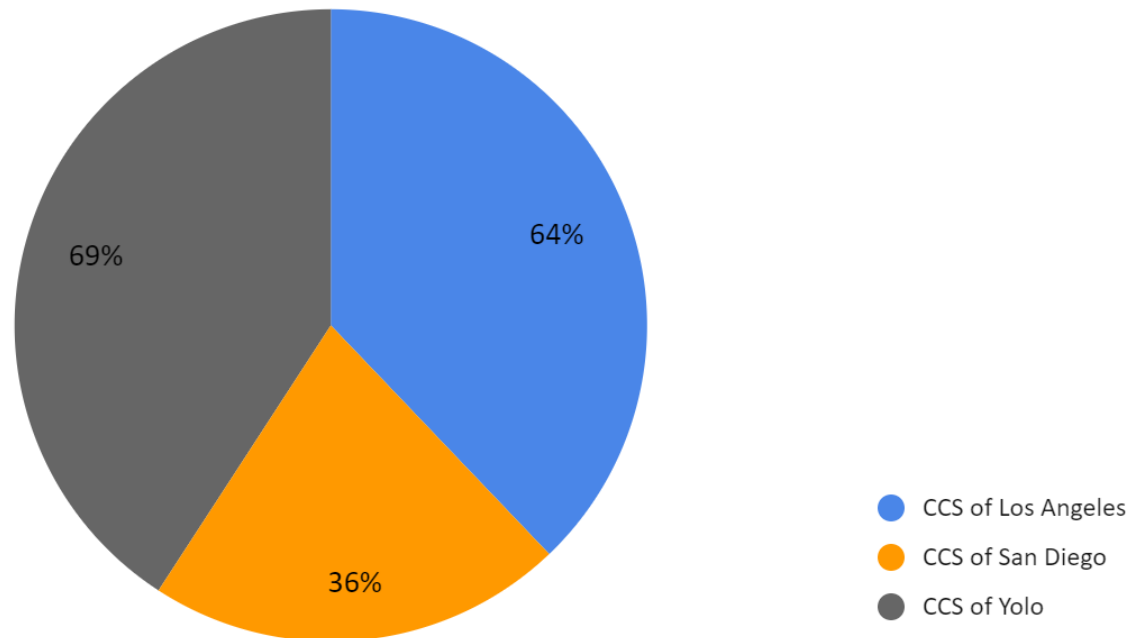
Engagement Department Updates

May Virtual Scholar Workshops		
BioBox	Carpentry Kit: Build Your Own Catapults!	Paint and Plant Gardening Workshop (K-12)
Bowers Museum (7-12)	Jewelry Workshop	USS Hornet
Care2Rock	Mad Science Workshop (K-6)	Writing Workshop



Engagement Department Updates

% of Increase for all scholar VSW registrations received between 1/20/2021 & 3/9/2021





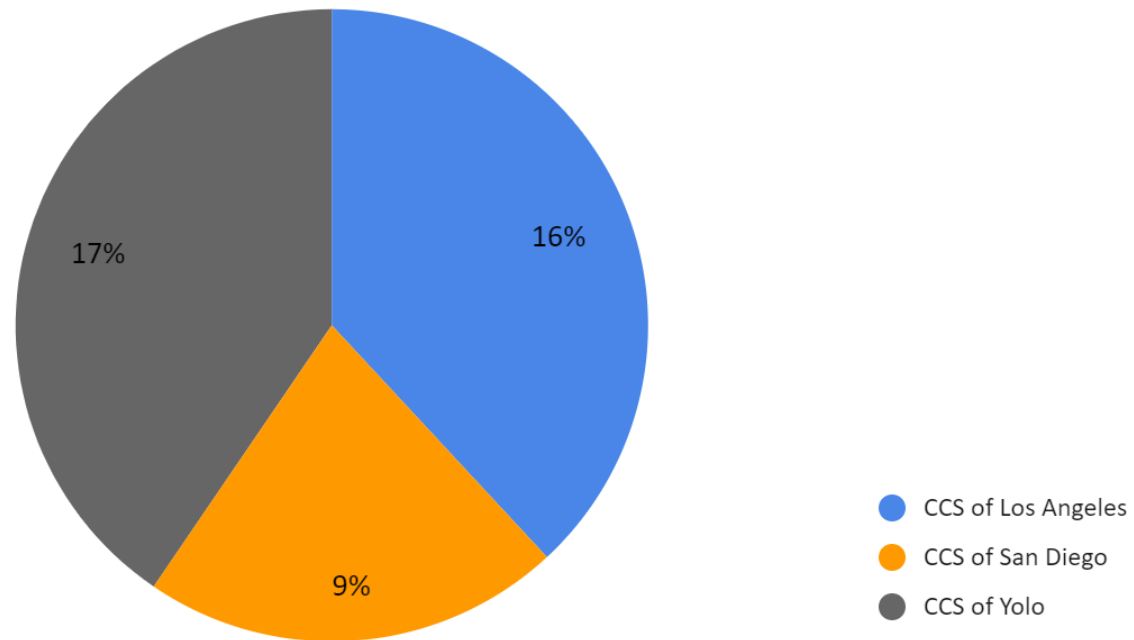
Engagement Department Updates

2020-21 Scholar Clubs		
Adulting 101	Gardening Club	Photo Club
Arts & Crafts Club (Elementary)	Geography Bee Club	Pickleball Club
Arts & Crafts Club (MS & HS)	Genders & Sexualities Alliance	Scholar Leadership Council
Awesome Elementary Artist's Club	LEGO Club	STEAM Challenge Club
Book Club	Minecraft Club	Science Fair Club
Chess Club	Music Club	Video Production Club
Computer Code Club	NHS	Virtual Field Trips Club
Cooking Club (Elementary)	Peer Mentoring Club	We Dine Together
Cooking Club (MS & HS)	Performing Arts Club - Middle & High School	



Engagement Department Updates

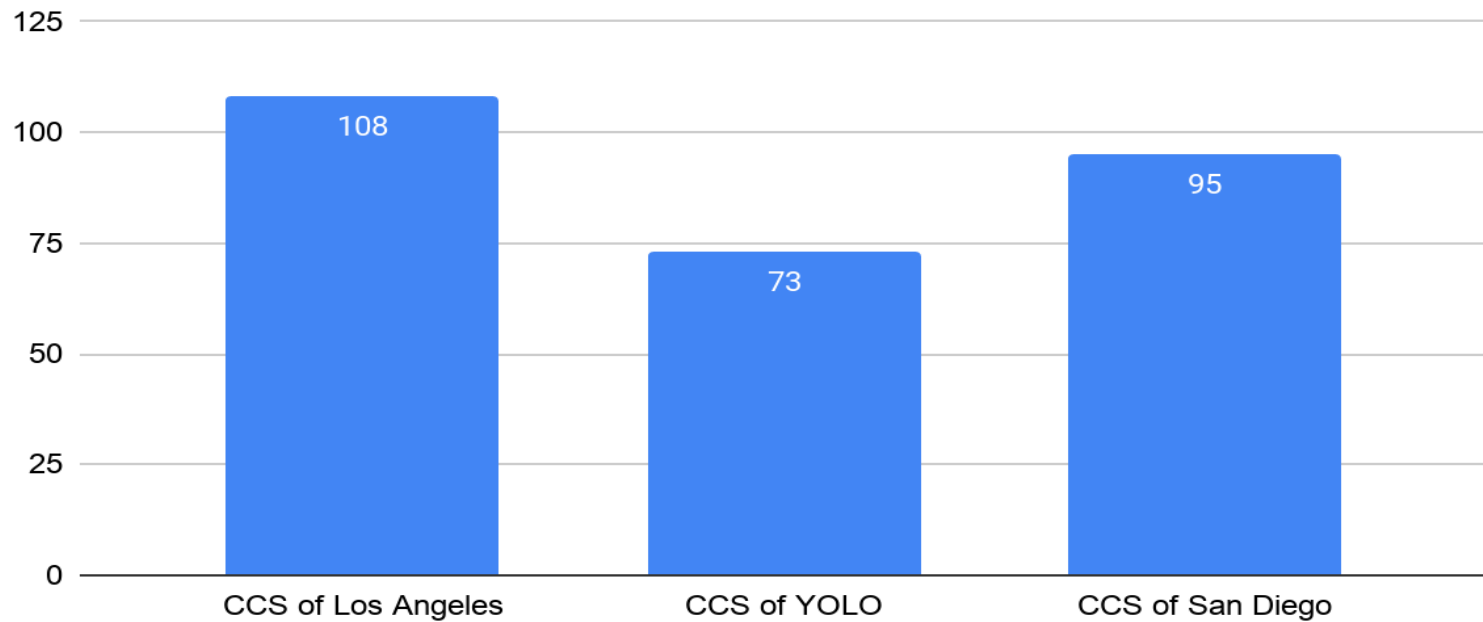
% of Growth for Scholar Clubs Sign Ups between Fall and Spring Club Kickoff





Special Education Department

Scholars with IEP's by School



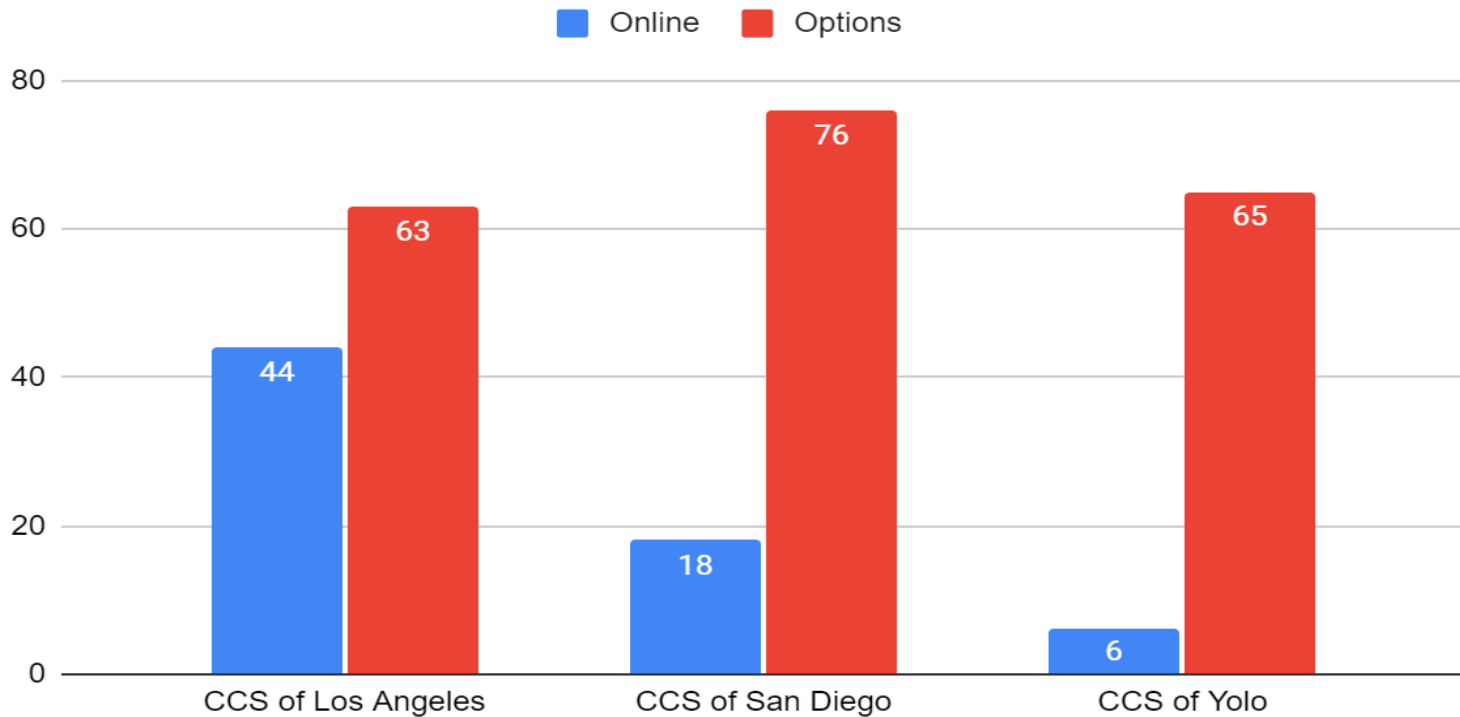
Count of School

Total SPED Scholars as of 3/16/2021: 276



Special Education Department

Online and Options





Special Education Department

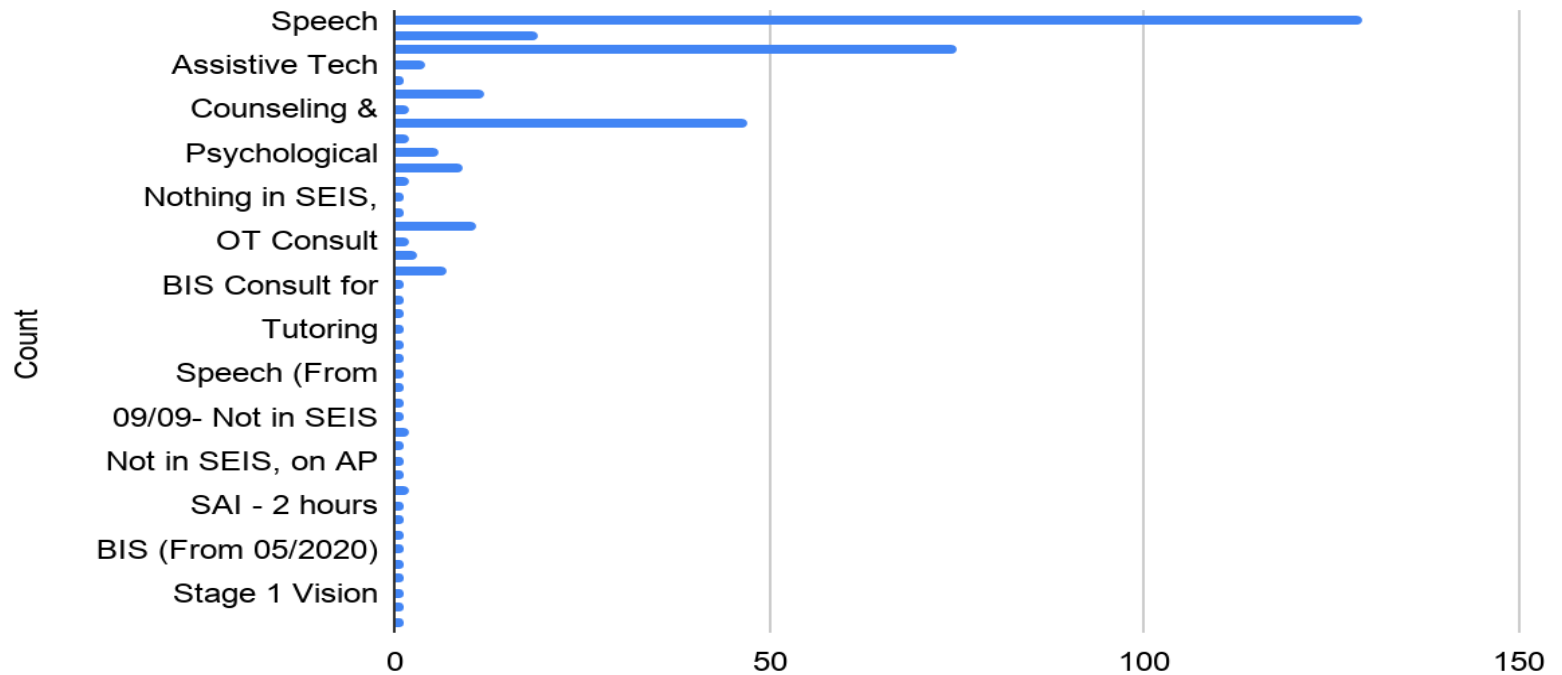
Count by Case Manager





Special Education Department

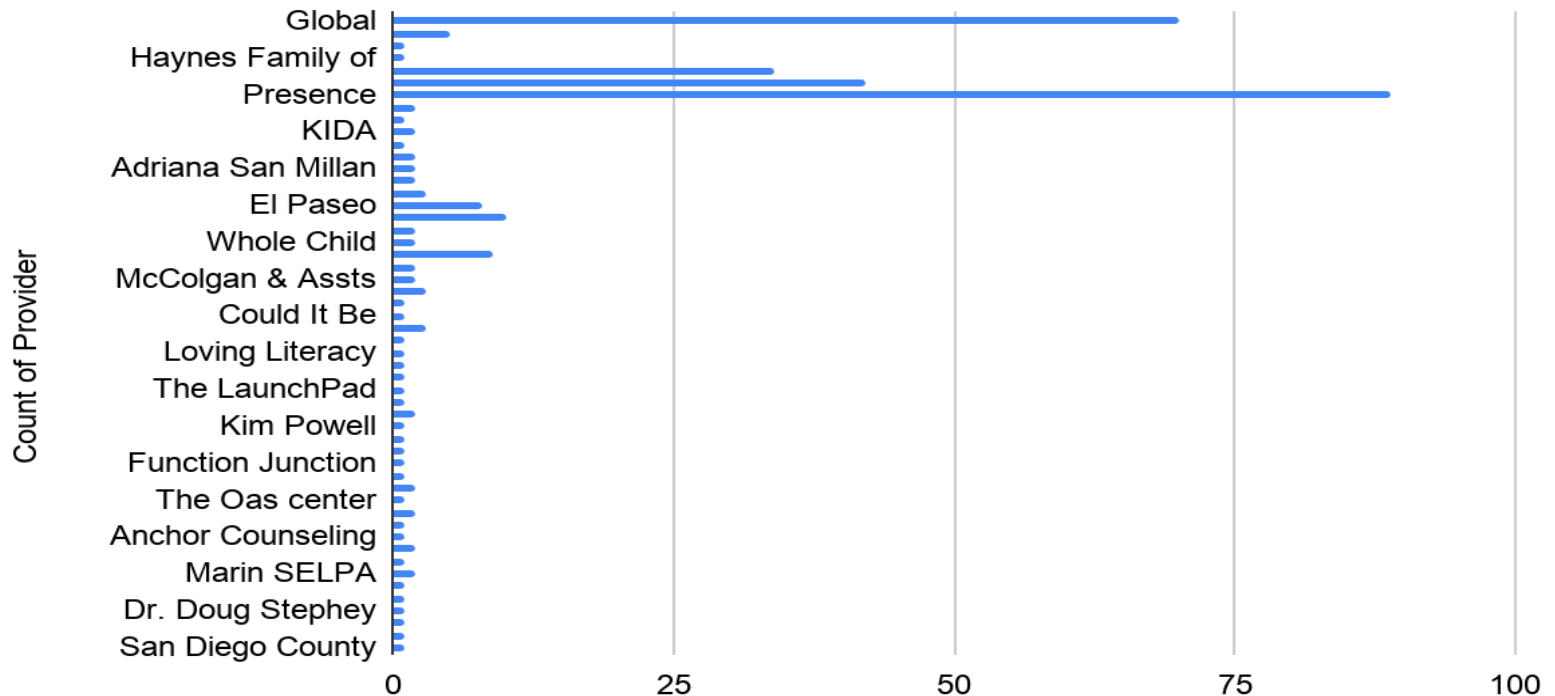
Count





Special Education Department

Count of Provider





Summary

Driving factors for success this year:

- ASIT meetings for Options scholars (early identification and intervention) rather than having scholars fall more than 2 grade levels behind and assessing for SPED services
- MTSS workshop - more people felt comfortable implementing tiered interventions and supporting LCs; this also helps support scholar achievement. This goes hand in hand with improvements in the SST process
- PLCs--dedicated time for STs to dig into various relevant topics, upcoming processes, best practices to support our scholars, etc.
- Adoption of one consistent, research- and data-driven ELD curriculum, Lexia, and direct support sessions for EL scholars; seeing gains in English proficiency levels
- Small scholar to counselor ratios allowing for more personalized and frequent support, evidenced in increased concurrent enrollment and graduation eligibility
- Improved tracking of connection meetings via use of contact manager in SIS; looping in families early for successes and barriers



Questions?



Contact:

Aviva Ebner, Ph.D. | Assistant Superintendent & Chief Academic Officer
(805) 358-4381

aebner@compasscharters.org

[@aviva_ebner](#)