



**COMPASS**  
CHARTER SCHOOLS



**CCS of San Diego**  
**March 2021 Update**

**(855) 937- 4227**

**CompassCharters.org**

**COMPASS**  
CHARTER SCHOOLS



# Agenda

- . Mission and Vision
- . WIG
- . Charter Updates
- . Counseling
- . Curriculum & Instruction
- . Special Education and Student groups
- . Engagement
- . Q & A



# **Our Mission and Vision**

## **MISSION STATEMENT**

Our mission is to inspire and develop innovative, creative, self-directed learners, one scholar at a time.

## **VISION STATEMENT**

Our vision is to create a collaborative virtual learning community, inspiring scholars to appreciate the ways in which arts and sciences nurture a curiosity for life-long learning, and prepare scholars to take responsibility for their future success.



# Compass Charters School-wide WIG

**(Wildly Important Goal):**

By focusing on Scholar engagement, 100% of eligible Scholars will graduate by the end of 2020/21 academic school year.



# Charter Updates

## CCS of San Diego

As of 3/17/21:

35 Supervising Teachers (STs)

- 11 online STs
- 23 options STs (9 OCLC)
- 1 TIR (teacher in residence)

Average Caseload: 20 (OCLC roster reduction)



# Charter Updates

## CCS of San Diego

### Online Program

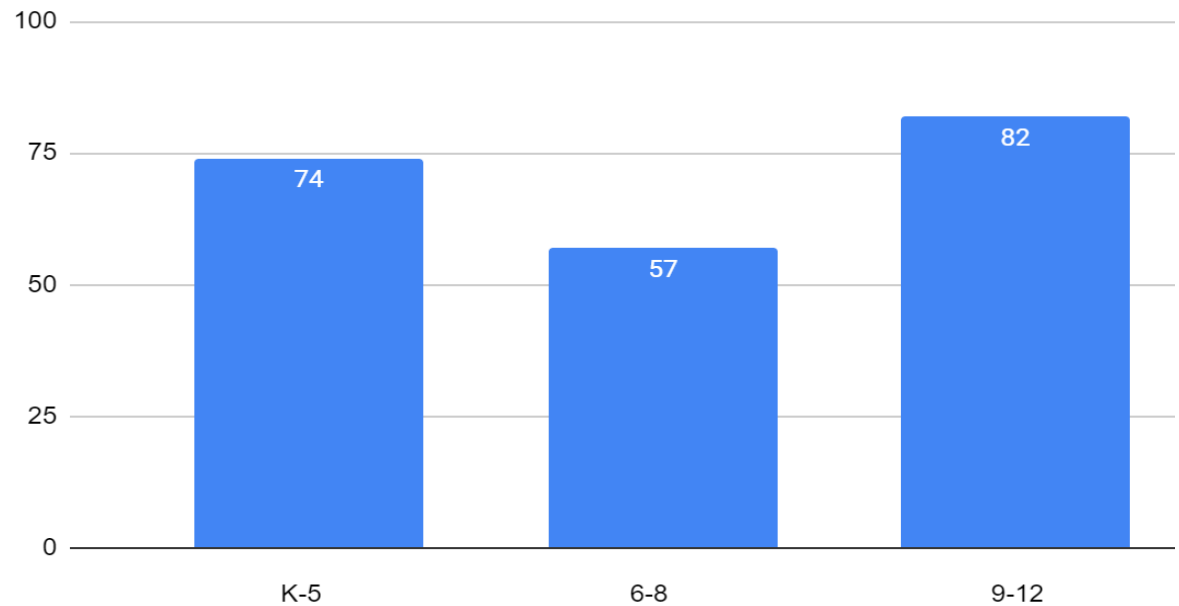
213 total enrolled  
as of 3/17/21

K-5: 74

6-8: 57

9-12: 82

CCS of San Diego Online Enrollment





# Charter Updates

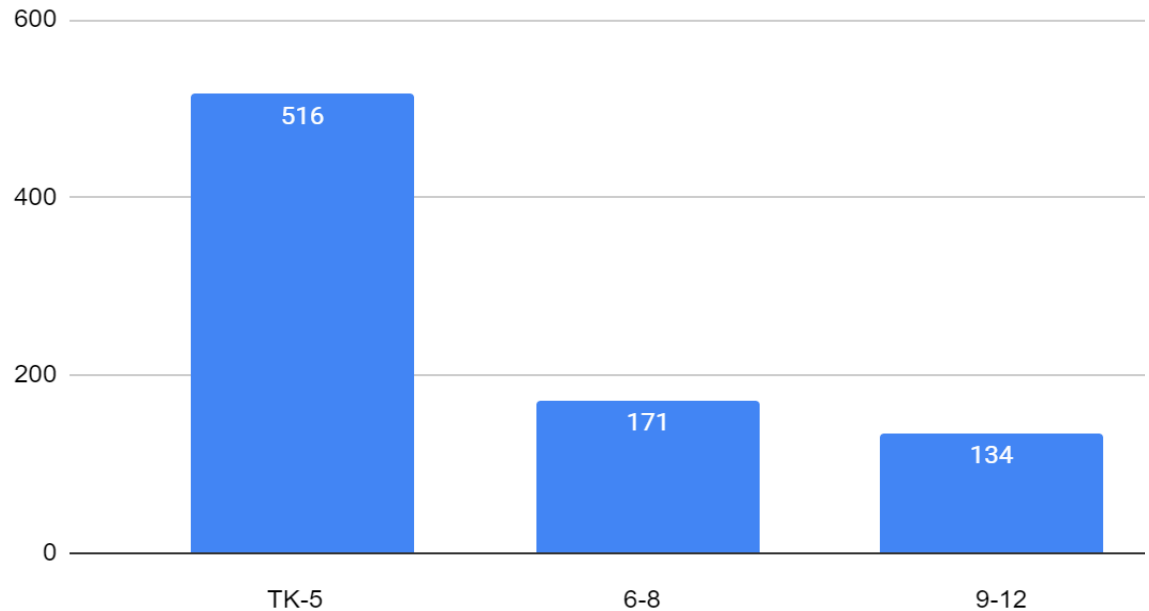
## CCS of San Diego

### Options Program

821 total enrolled as of 3/17/21

TK-5: 516  
6-8: 171  
9-12: 134

CCS of San Diego Options Enrollment





# CCS of San Diego WIG

## Lead Measures:

- **Connection Meetings**
  - Every scholar will meet monthly and/or bimonthly with staff to reflect/evaluate progress, set goals and create action plans. (measured by # of scholars attending connection meetings by learning period).
- **Course/Grade Performance**
  - 80% of scholars will be on track with course performance which includes semester 1 final grades, mid-semester progress , and benchmarks assessments. Those scholars who are not on track will be identified as "at risk".
- **Attendance**
  - 95% of scholars will maintain average daily attendance requirements.





# Scoreboard

	Jan. 25, 2021	Feb. 22, 2021
<b>Options</b>	# of connections meetings	# of connections meetings
	# scholars on track	# scholars on track
	95% of scholars will maintain average daily attendance requirements.	95% of scholars will maintain average daily attendance requirements.
<b>Online</b>	# of connections meetings	# of connections meetings
	# of scholars on track	# of scholars on track
	95% of scholars will maintain average daily attendance requirements.	95% of scholars will maintain average daily attendance requirements.



# Highlights of WIG Progress:

- Teachers fully implemented contact manager in the scholar information system (SIS) to log scholar contacts and scholar achievement data in order to reach lead measures to improve scholar achievement.
- Increase in nearly all lead measures from semester 1 to end of Learning Period 5.

# Barriers to WIG Progress:

- As teachers continue to use contact manager, data collection and accuracy will improve which will impact lead measure data reporting.
- With the focus on roll out and implementation, further system evaluation will be conducted to determine revisions and data analysis for the remainder of the year.



# Scholar Achievement

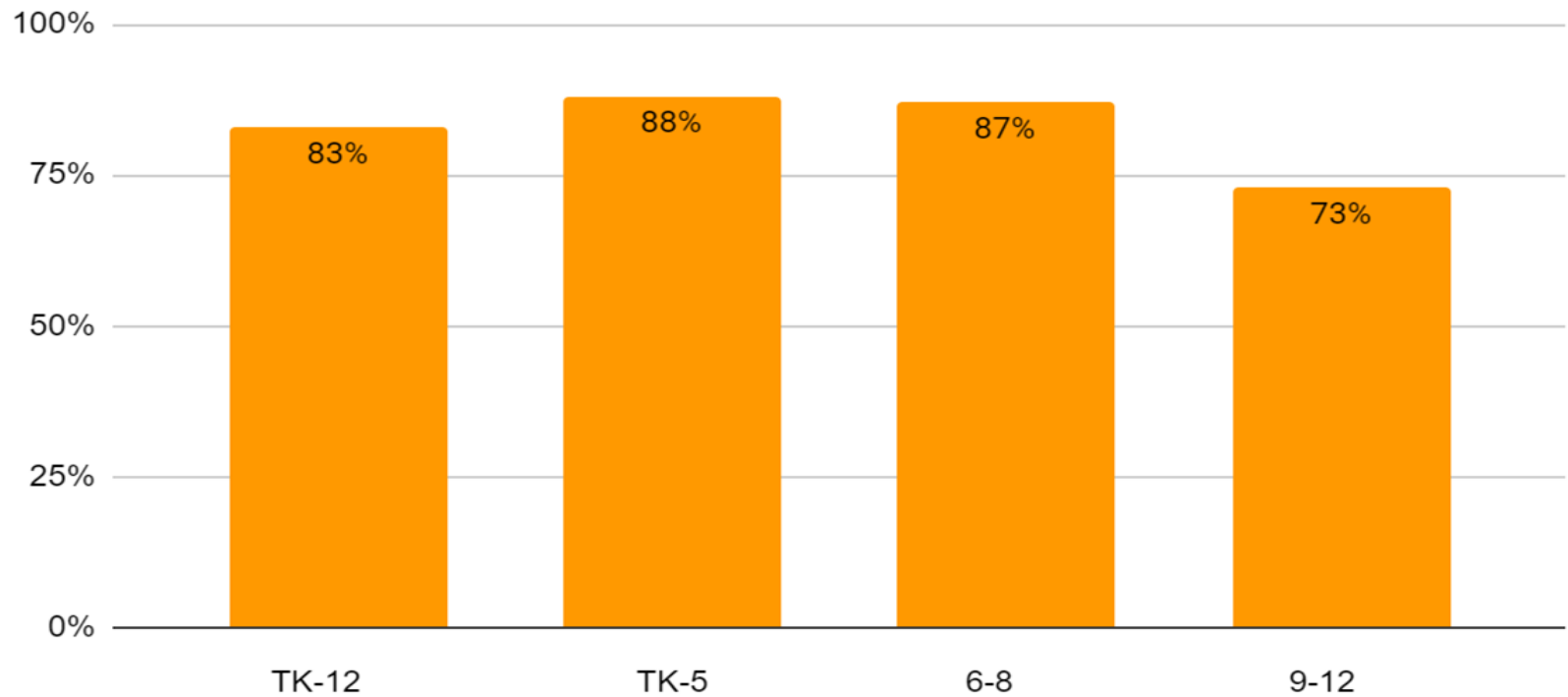
Scholar achievement has been positively impacted by the following initiatives:

- Implementation of contact manager has increase communication across departments to further support scholar achievement.
- PLC teams further collaborated and provided case studies to share best practices utilizing tier 1 and 2 supports under our MTSS umbrella.
- PLC teams sharing big ticket items during full team report outs, whereby STs can share best practices and implement big takeaways, in order to improve communication with Learning Coaches to positively impact scholar achievement
- STs presenting mini PDs to team San Diego each meeting to share their expertise and STs learning from each other to better support their scholar population
- Supervising teachers participated in an interactive scenario-based workshop was held by the MTSS committee chair in order to deploy our MTSS framework; this professional development directly impacts scholar achievement, as the interventions put in place will meet individual scholar needs.
- Teachers further collaborated within PLCs focusing on the impact COVID-19 has had on scholar learning and social-emotional needs and shared scholar anecdotes and best practices to support their needs.



# Semester 1 Grade Data

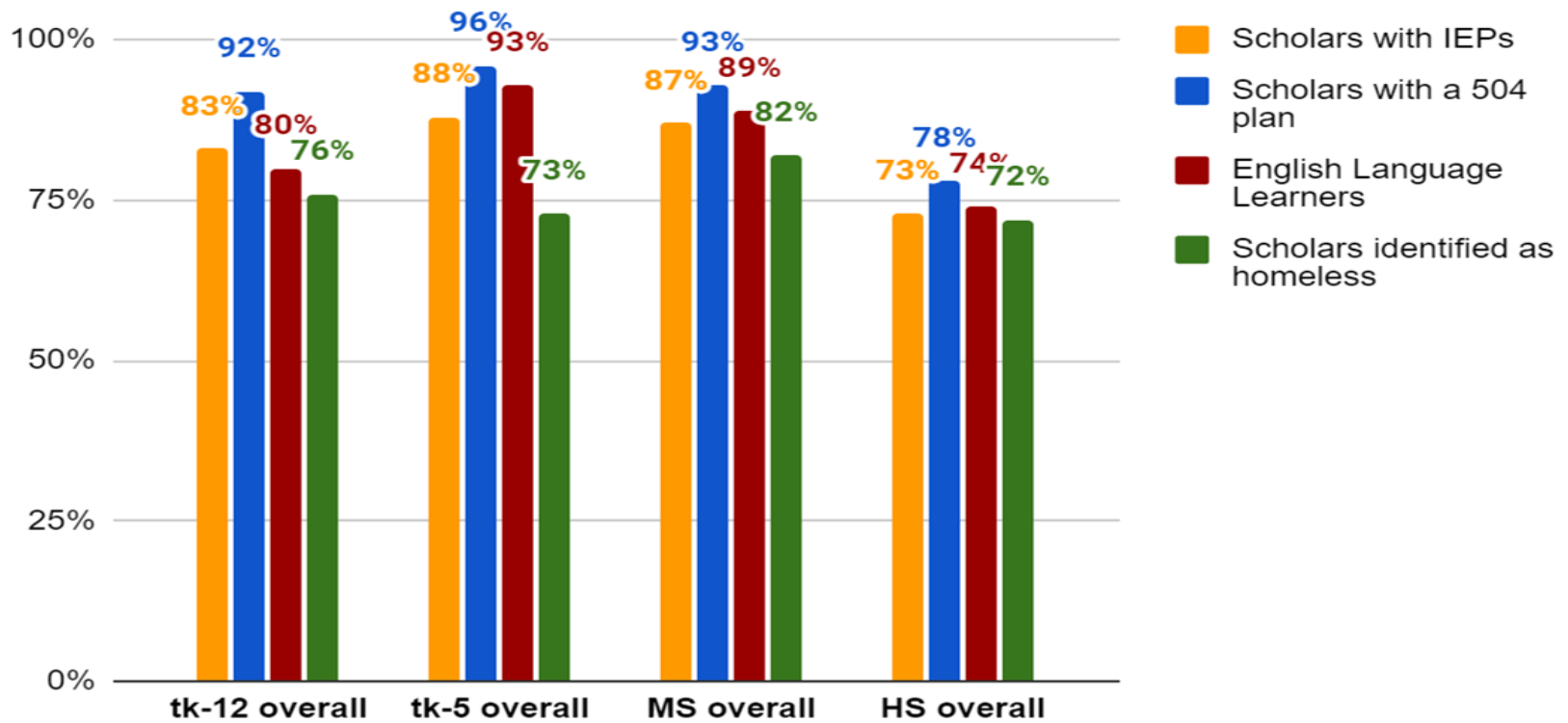
CCS of San Diego percentage of courses completed with a 3/C or higher





# Semester 1 Grade Data: Special Populations

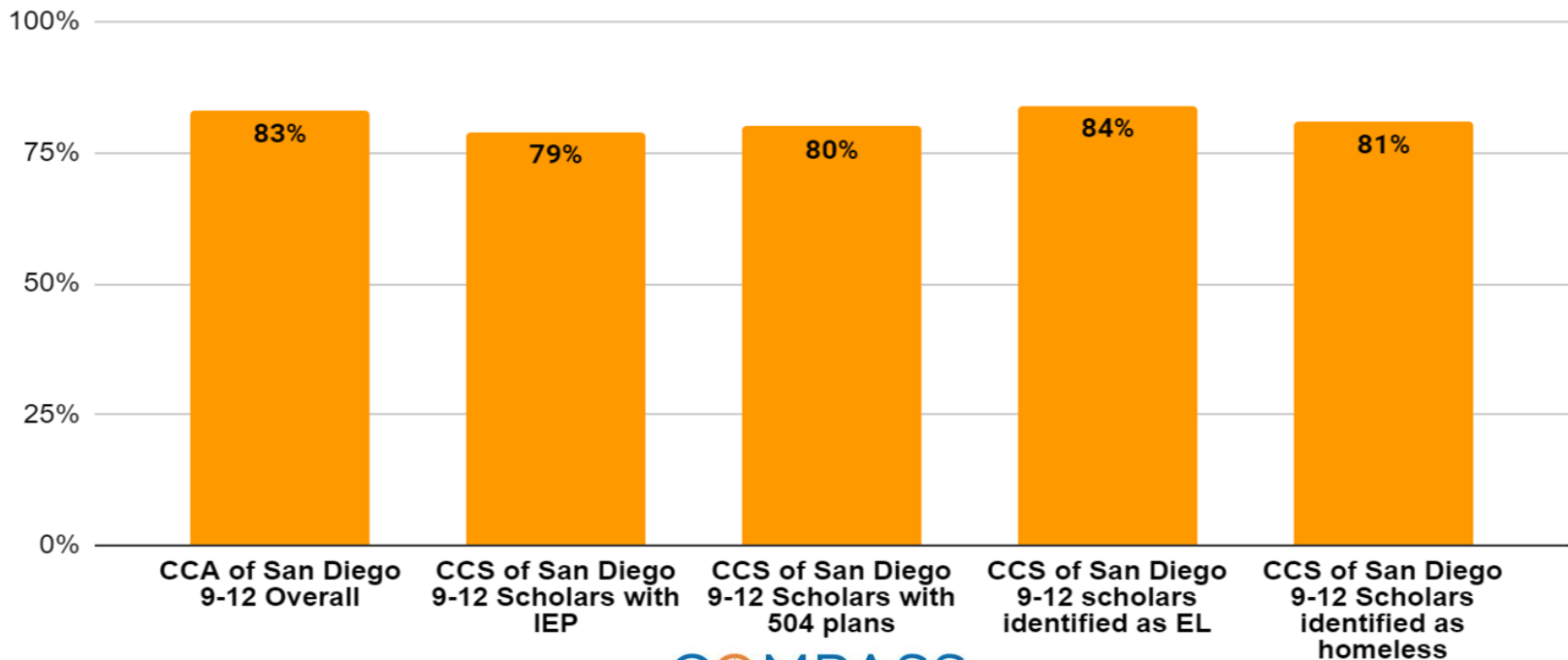
CCS of San Diego percentage of courses completed with a 3/C or higher (by special population)





# Semester 1 Grade Data: High School Passings Rates

CCS of San Diego high school course passed with a D or higher (enabling scholars to earn credits toward graduation eligibility)

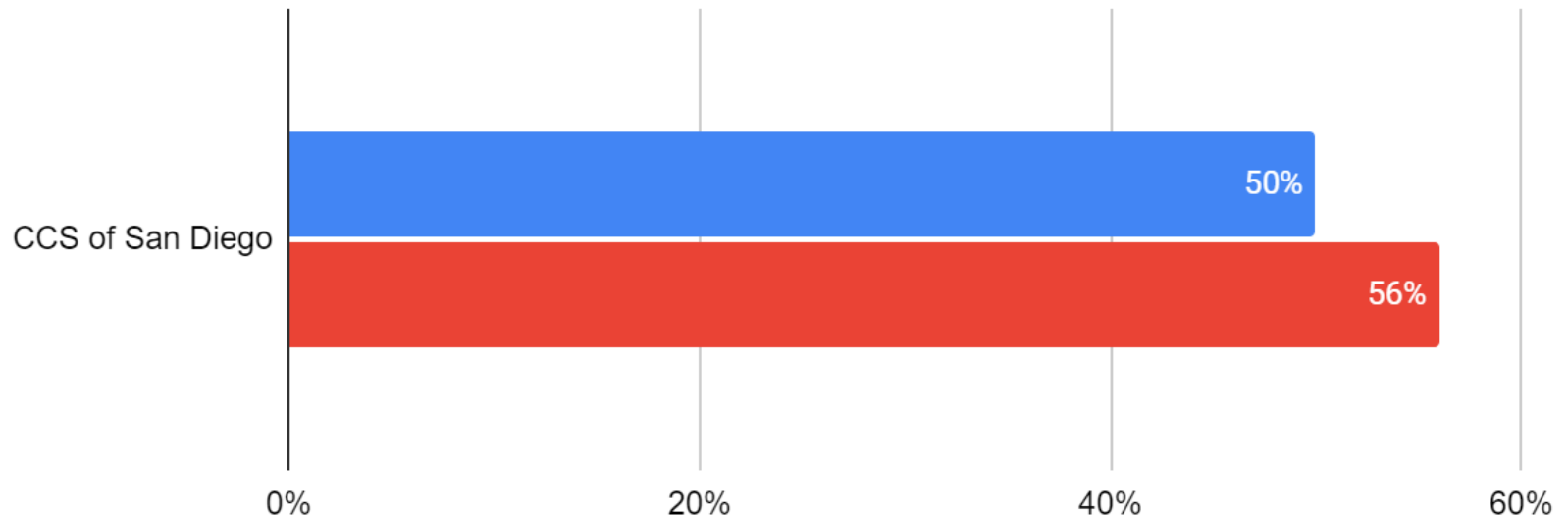




# Counseling Services Division Updates

CCS of San Diego Class of 2021  
Seniors Eligible to Graduate by Term

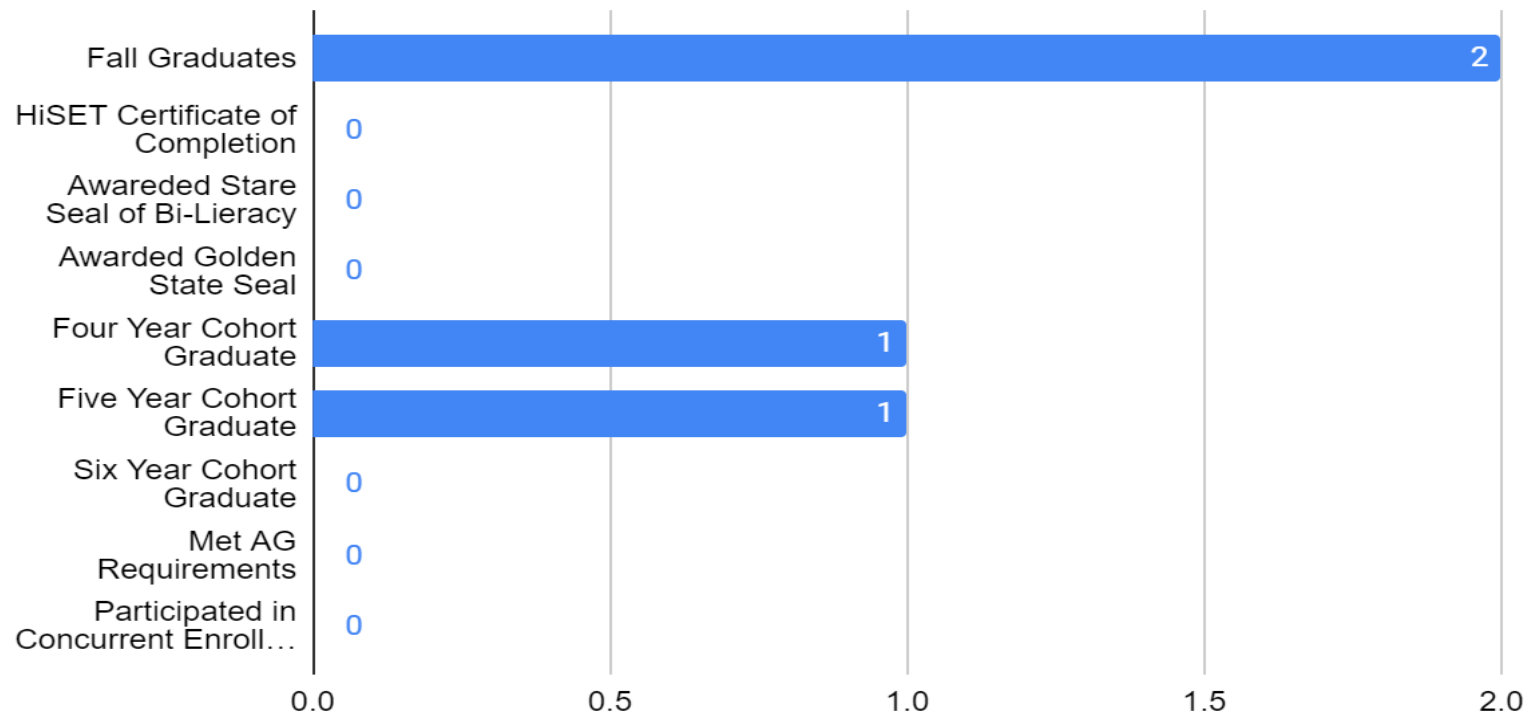
■ Fall Semester - Sept 2020   ■ Spring Semester - Feb 2021





# Counseling Services Division Updates

## 2020 CCS of San Diego Fall Graduate Data

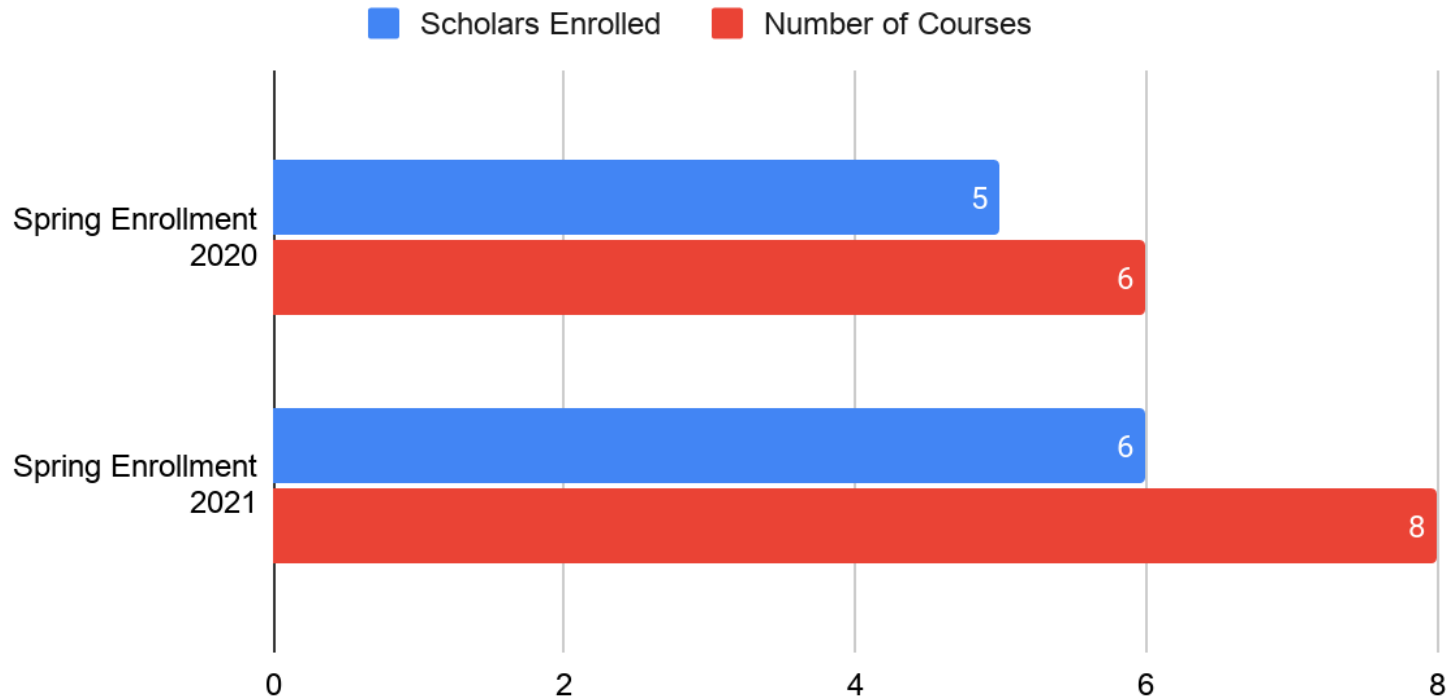






# Counseling Services Division Updates

## CCS of San Diego Spring Concurrent Enrollment





# Curriculum & Instruction Department Updates

CCS of San Diego Benchmark Assessment- February/MOY Results  
Programs Combined

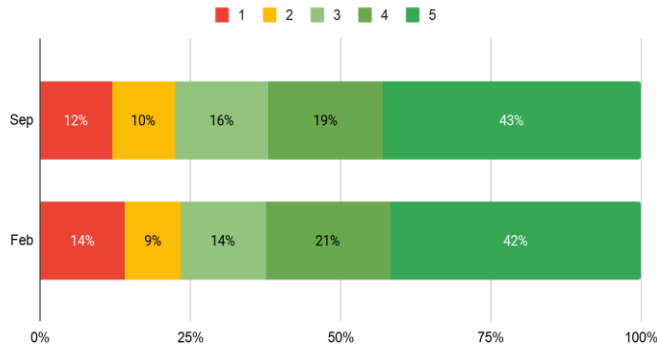
	% at/+ grade level	Participation
TK-5th Reading	77%	69%
TK-5th Math	72%	69%
6-12th Reading	29%	65%
6-12th Math	21%	66%



# Curriculum & Instruction Department Updates

## CCS of San Diego: TK-5th grade Benchmark Assessment Beginning of Year (BOY) versus Middle of Year (MOY)

CCS of San Diego  
TK-5 Reading

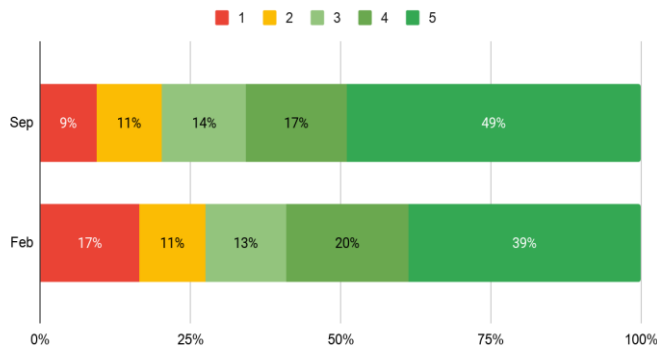


Month	=/+ grade level
Sep	78%
Feb	77%

### KEY:

1. Below grade level, at or below 20th percentile
2. Below grade level, at or below 40th percentile
3. At grade level, at or below 60th percentile (potentially at risk)
4. At grade level, at or below 80th percentile
5. At or above grade level, above 80th percentile

CCS of San Diego  
TK-5 Math



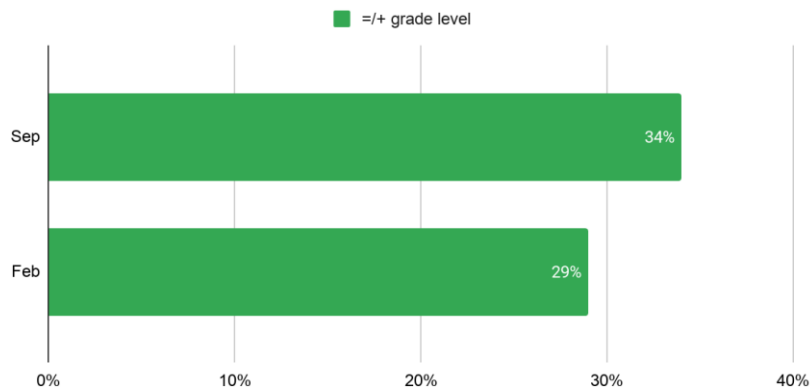
Month	=/+ grade level
Sep	80%
Feb	72%



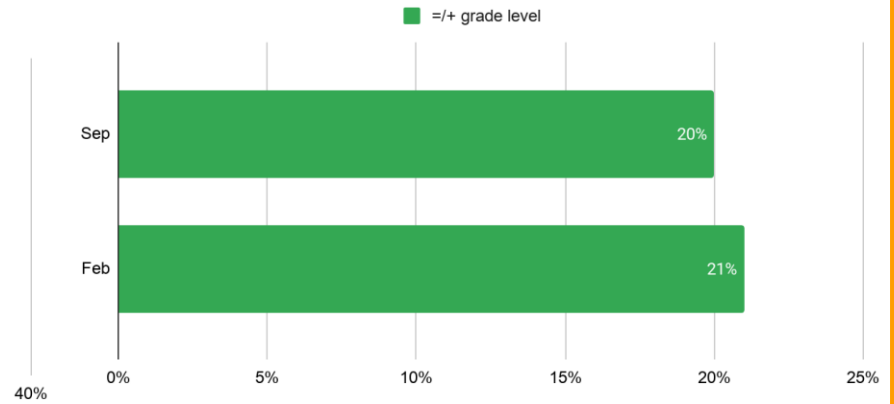
# Curriculum & Instruction Department Updates

CCS of San Diego: 6-12th grade Benchmark Assessment  
Beginning of Year (BOY) versus Middle of Year (MOY)

CCS of San Diego  
6-12 Reading



CCS of San Diego  
6-12 Math

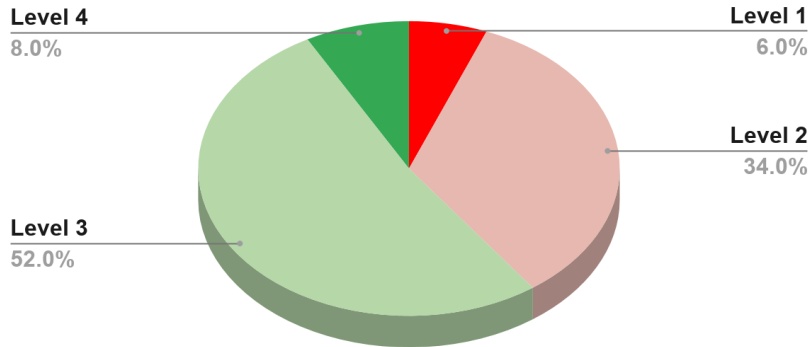




# Curriculum & Instruction Department Updates

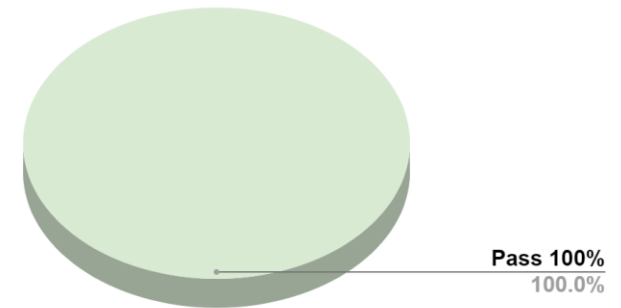
CCS of San Diego:TK-5 English Learner Pass Rates in ELA & ELD Course  
(Lexia, Core5) (Total number of EL scholars = 51)

CCS of San Diego- TK-5 ELA Grades



CCS of San Diego- ELD Course Grade

TK-5 EL Scholars Pass/Fail Rates ( Number of EL scholar = 51)



- Level 1- Non Proficient
- Level 2- Approaching Proficiency
- Level 3- Proficient
- Level 4 - Exemplary
- Level 5- Advanced

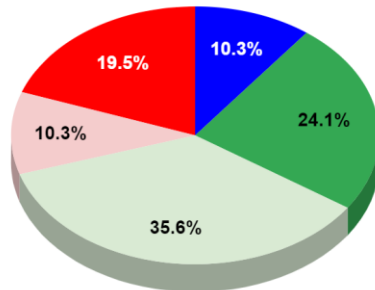


# Curriculum & Instruction Department Updates

CCS of San Diego: 6-12 English Learner Pass Rates in ELA & ELD Course  
(Lexia, PowerUp) (Total number of EL scholars = 86)

CCS of San Diego- 6-12 ELA Course Grades

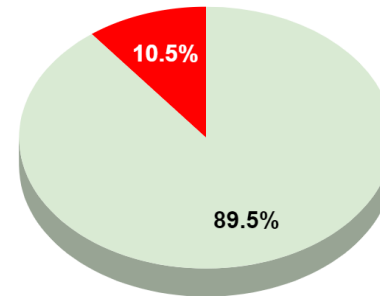
● A= 90-100% ● B= 80-89% ● C=70-79% ● D=60-69% ● F=Below



CCS of San Diego- 6-12 ELD Course Grades

EL Scholars Pass/Fail Rates (Number of EL scholars = 86)

● Pass ● Fail



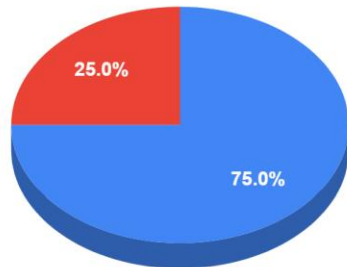


# Curriculum & Instruction Department Updates

CCS of San Diego:TK-5 English Learner ELA Grades vs. Live Support Session Attendance from 10/20 - 01/21

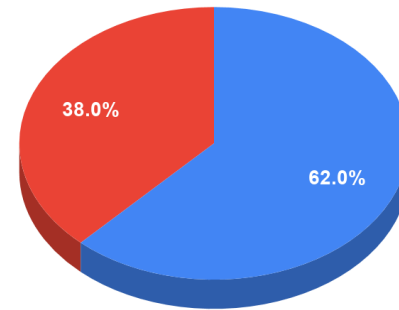
CCS of San Diego- TK-5 ELA Grades for Scholars that Attended ELD Support Sessions

- EL Scholars that earned a grade of 3-4 in ELA
- EL Scholars that earned a grade of 1-2 in ELA



CCS of San Diego- TK-5 ELD Live Support Session Attendance

- Attended at least one live support session
- Never attended



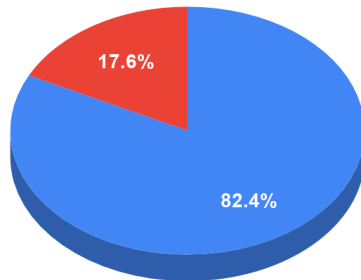


# Curriculum & Instruction Department Updates

CCS of San Diego:6-12 English Learner ELA Grades vs. Live Support Session Attendance from 10/20 - 01/21

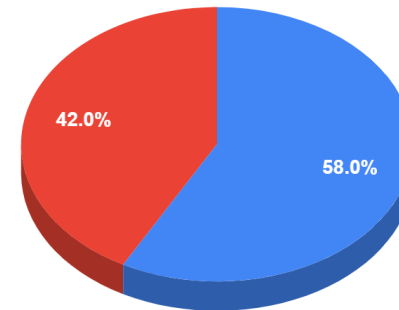
CCS of San Diego- ELA Grades of Scholars that Attended ELD Support Sessions

● EL Scholars that earned a C or better ● EL Scholars that earned a D or F



CCS of San Diego- 6-12 ELD Live Support Session Attendance

● Attended at least one live session ● Never attended



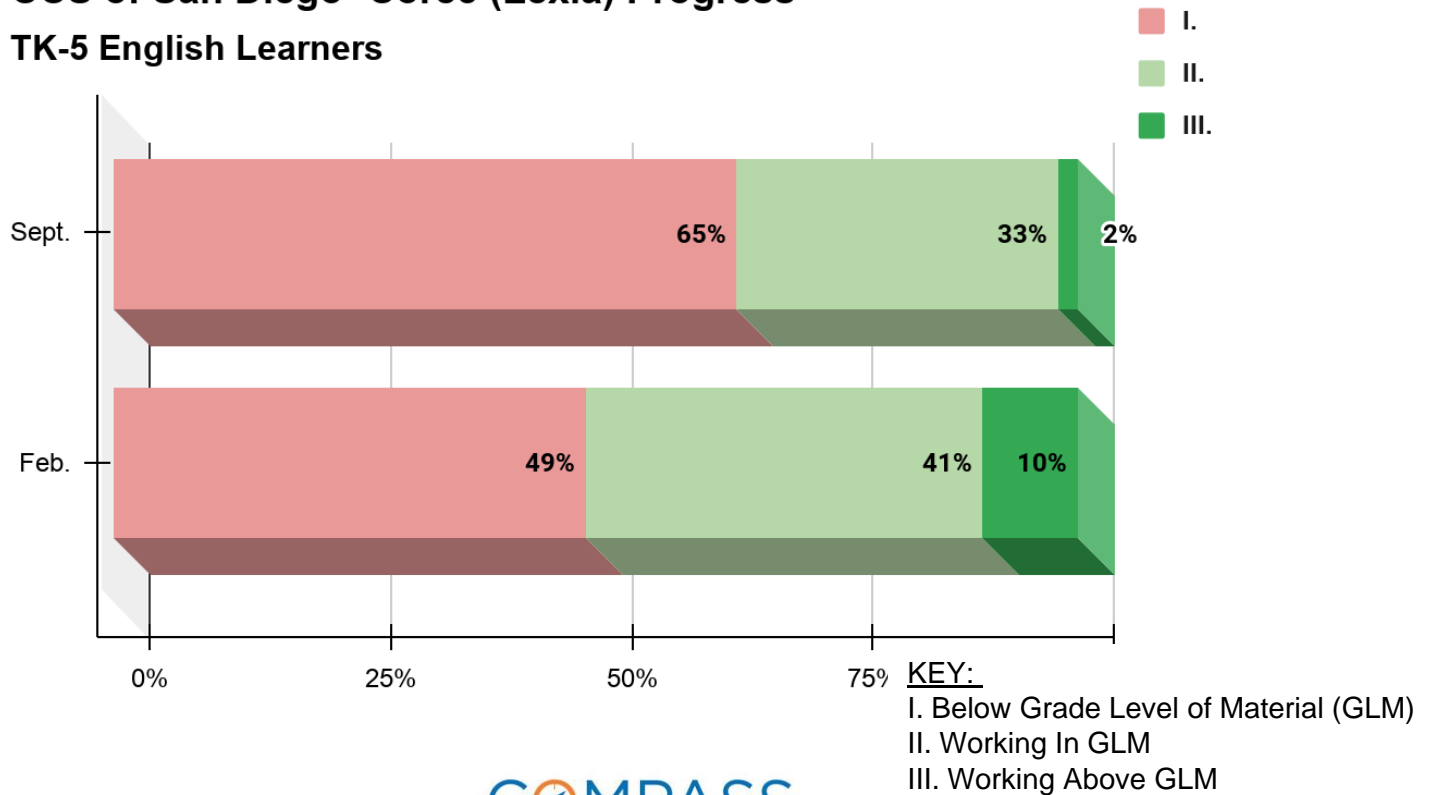




# Curriculum & Instruction Department Updates

CCS of San Diego: TK-5 English Learner Progress in Core5 (Lexia) from September 2020 BOY to February 2021 MOY (Total number of EL scholars = 51)

**CCS of San Diego- Core5 (Lexia) Progress**  
**TK-5 English Learners**

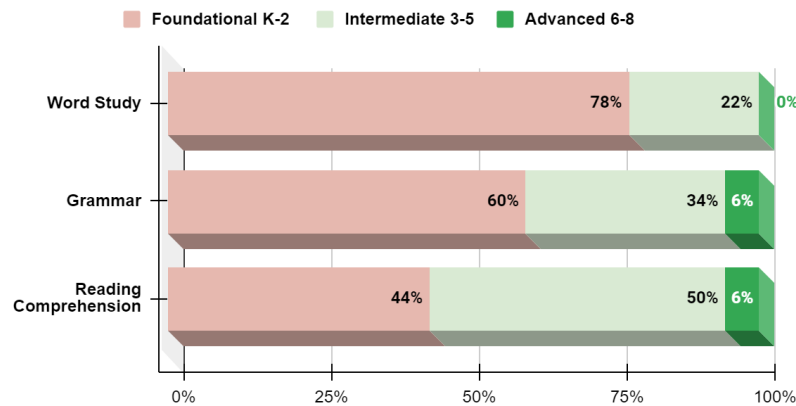




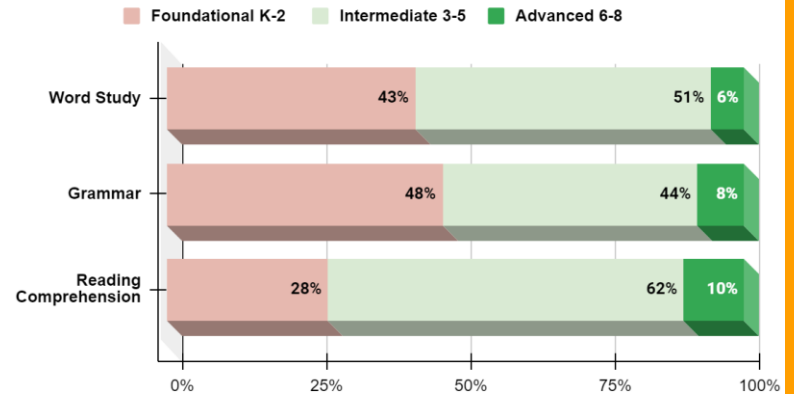
# Curriculum & Instruction Department Updates

## CCS of San Diego: 6-12 English Learner Progress in PowerUp (Lexia) from September 2020 BOY to February 2021 MOY

CCS of San Diego- September (BOY) PowerUp  
6-12 EL Scholars (n = 86)



CCS of San Diego- February (MOY) PowerUp  
6-12 EL Scholars (n = 86)



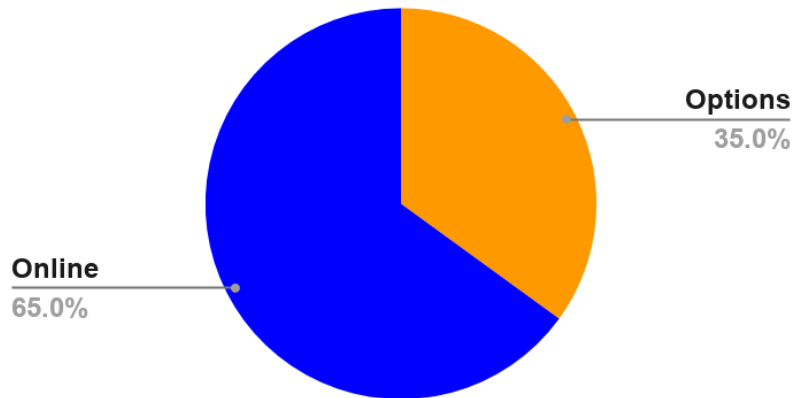


# Curriculum & Instruction Department Updates

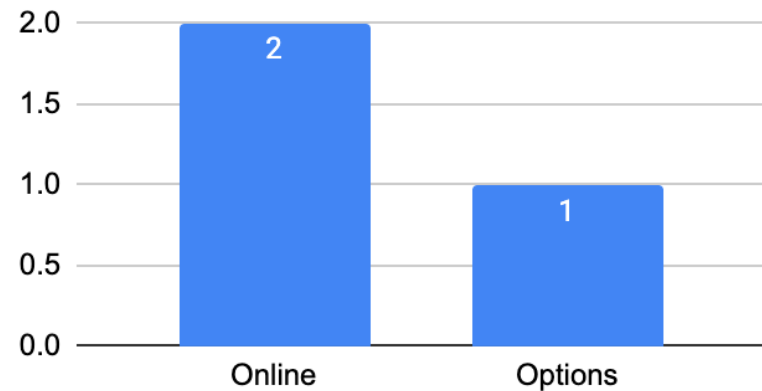
## Scholar Support

504 Plans

### CCS of San Diego 504s by Program



### CCS of San Diego 504 Referrals



Total 504 Plans: 20  
Online: 13    Options: 7

*\*as of March 17, 2021*



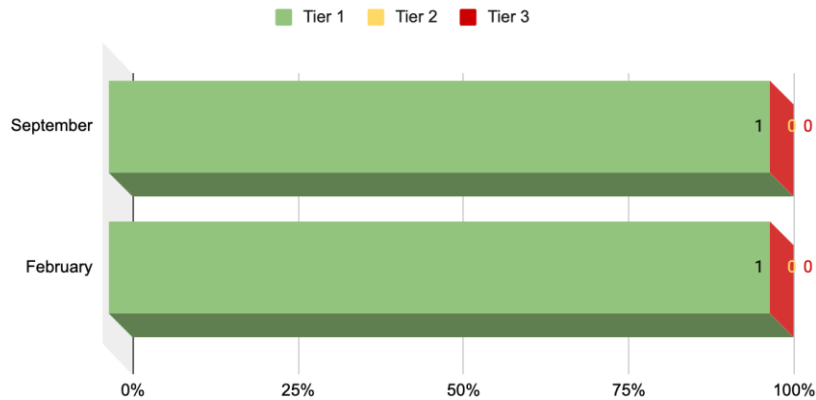
# Curriculum & Instruction Department Updates

## Scholar Support

San Diego: 504 Scholar Diagnostic Results

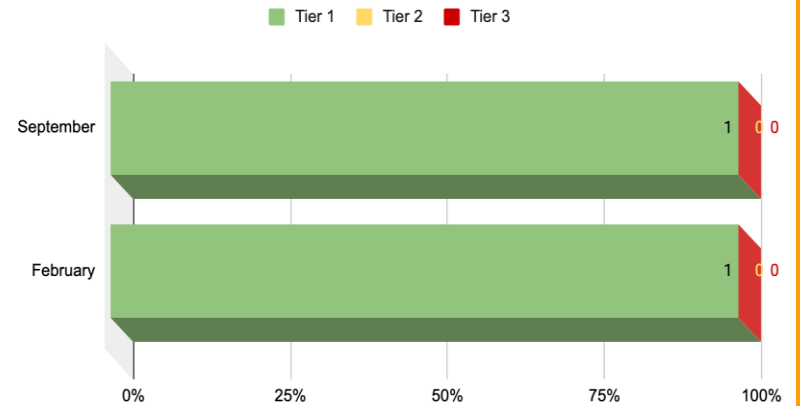
### SD: K-5 504 Scholars

ELA Diagnostic Results



### SD: K-5 504 Scholars

ELA Diagnostic Results





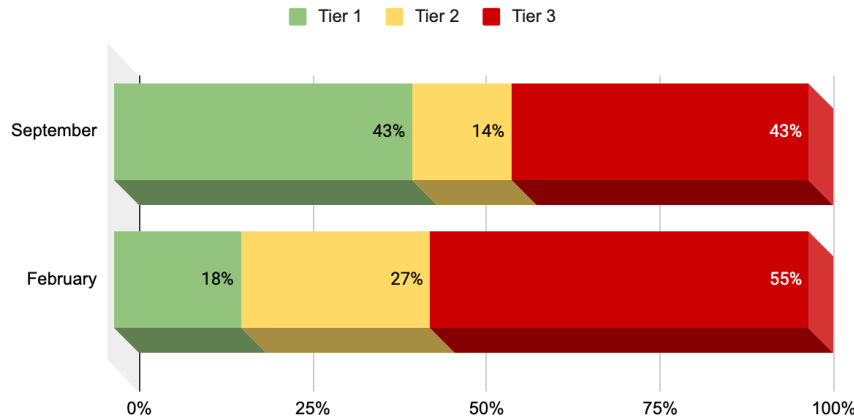
# Curriculum & Instruction Department Updates

## Scholar Support

### San Diego: 504 Scholar Diagnostic Results

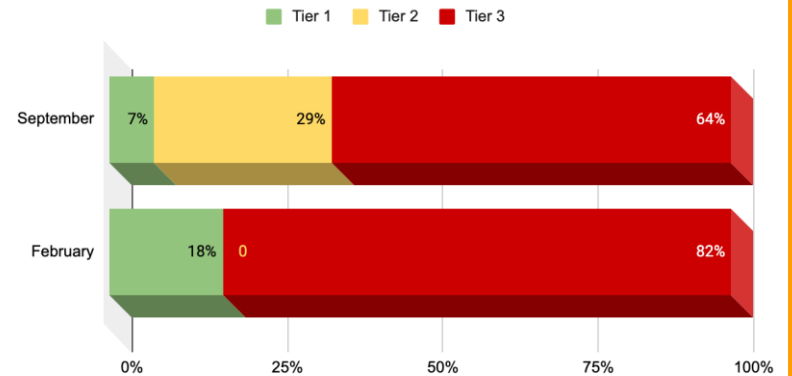
#### SD: 6-12 504 Scholars

ELA Diagnostic Results



#### SD: 6-12 504 Scholars

Math Diagnostic Results

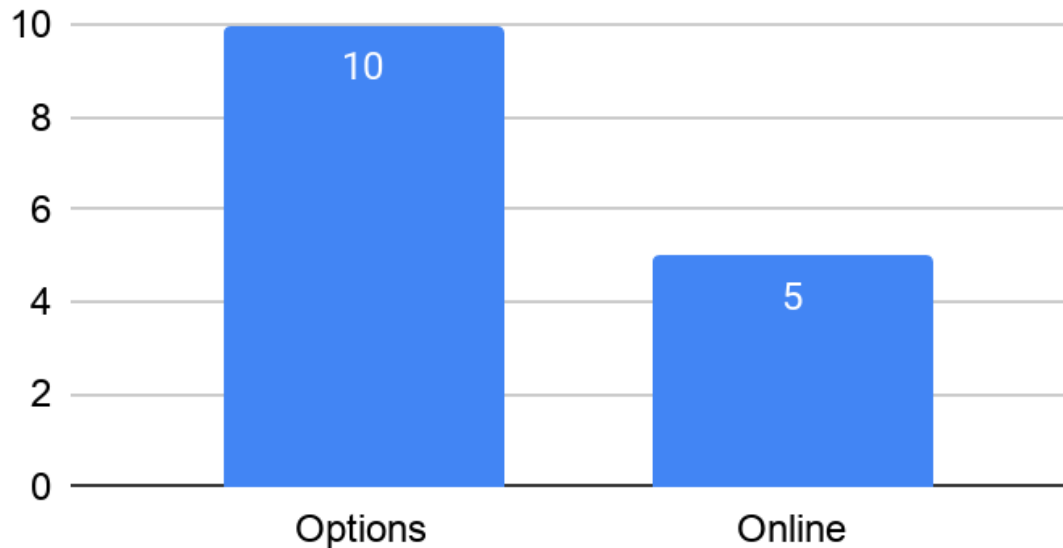




# Curriculum & Instruction Department Updates

## Scholar Support Number of SST Referrals

### CCS of San Diego SST Referrals



Total SD SST Referrals: 15

*\*as of March 17, 2021*

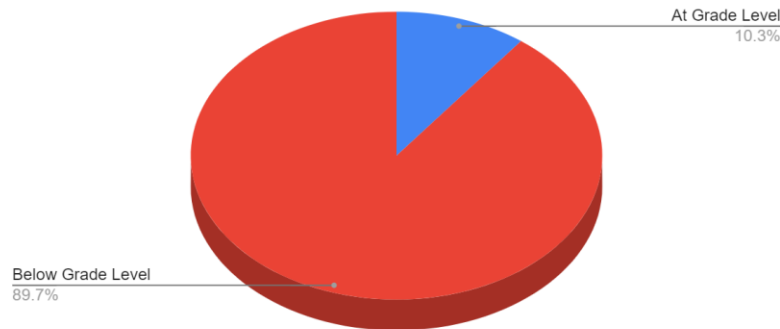


# Curriculum & Instruction Department Updates

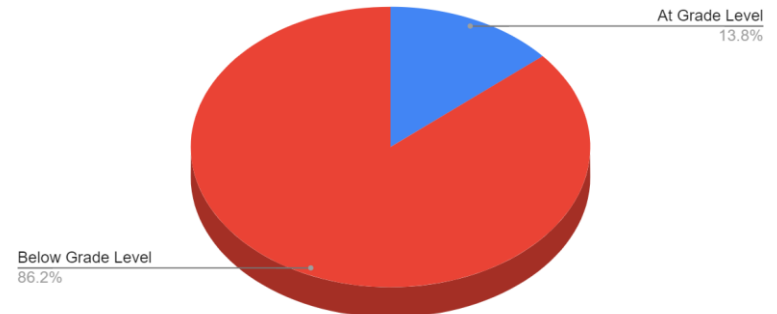
## Scholar Success/MTSS

CCS of San Diego: Tutoring Scholars at or Above Grade Level Reading BOY vs MOY

CCS of San Diego Attended Reading Tutoring - September



CCS of San Diego Attended Reading Tutoring - February



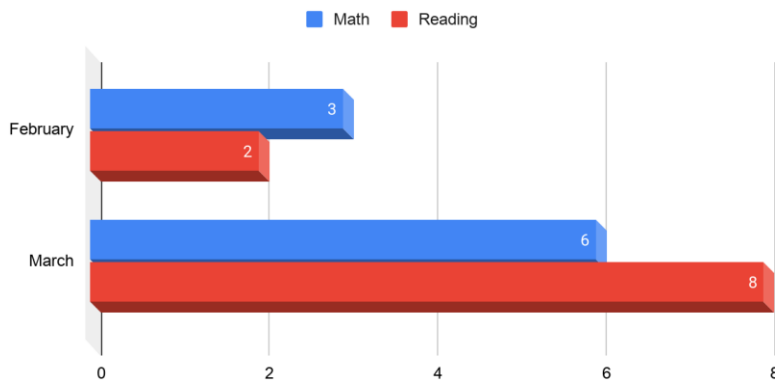
Month	% =/+ Grade Level
SEP	10%
FEB	14%



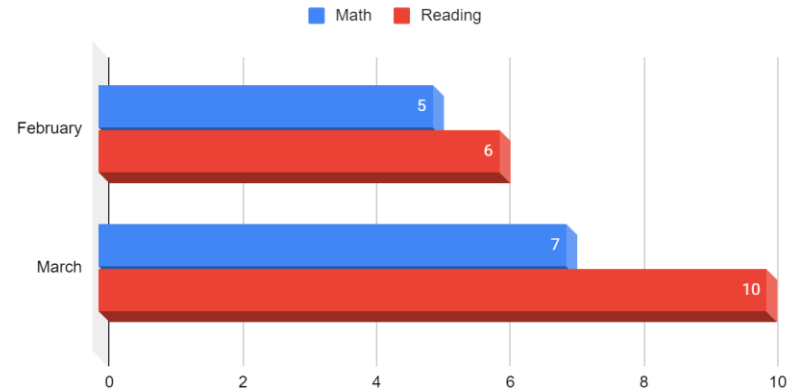
# Curriculum & Instruction Department Updates

## Scholar Success/MTSS

CCS of San Diego Average Weekly Tutoring Attendance K-5



CCS of San Diego Average Weekly Tutoring Attendance 6-12





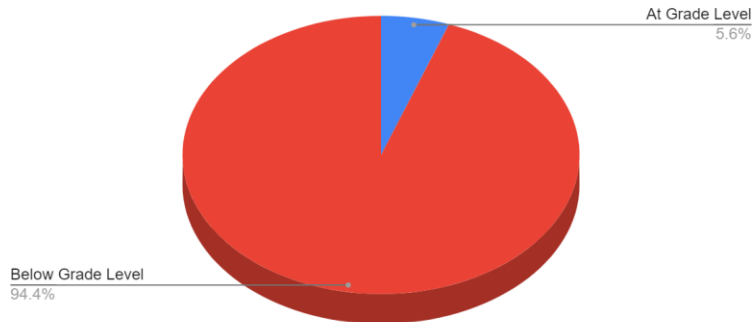


# Curriculum & Instruction Department Updates

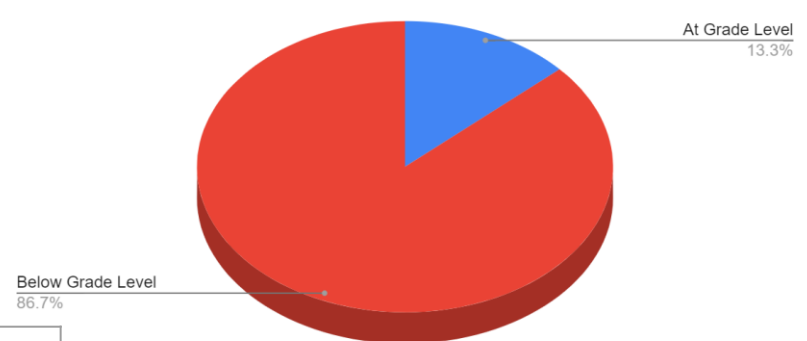
## Scholar Success/MTSS

CCS of San Diego: Tutoring Scholars at or Above Grade Level Math BOY vs MOY

CCS of San Diego Attended Math Tutoring - September



CCS of San Diego Attended Math Tutoring - February



Month	% =/+ Grade Level
SEP	6%
FEB	13%

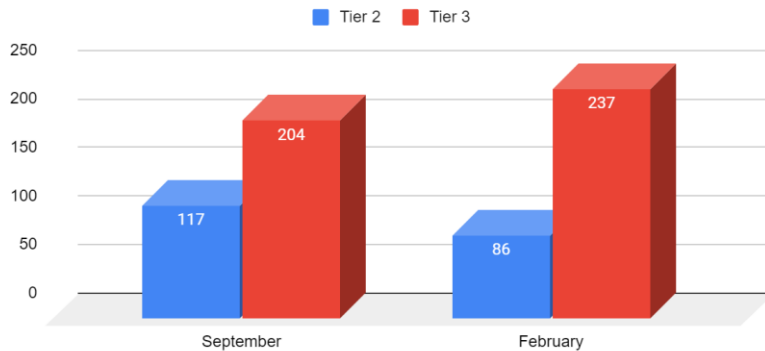


# Curriculum & Instruction Department Updates

## Scholar Success/MTSS

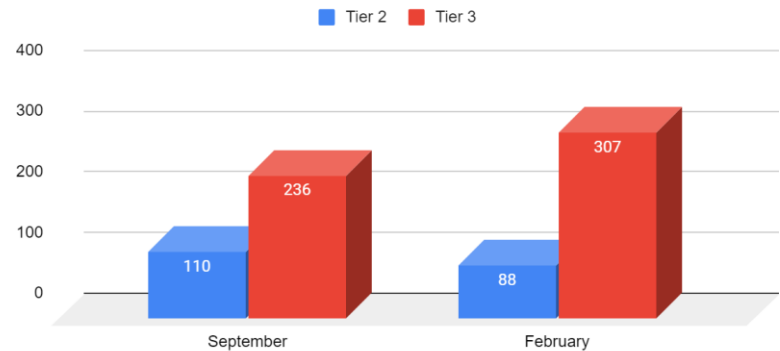
CCS of San Diego: Tier 2 and Tier 3 MTSS Scholars BOY vs MOY

CCS of San Diego READING: MTSS Tier 2 and Tier 3 Scholars BOY vs MOY



CCS of San Diego READING: MTSS Tier 2 and Tier 3 Scholars BOY vs MOY

CCS of San Diego MATH: MTSS Tier 2 and Tier 3 Scholars BOY vs MOY

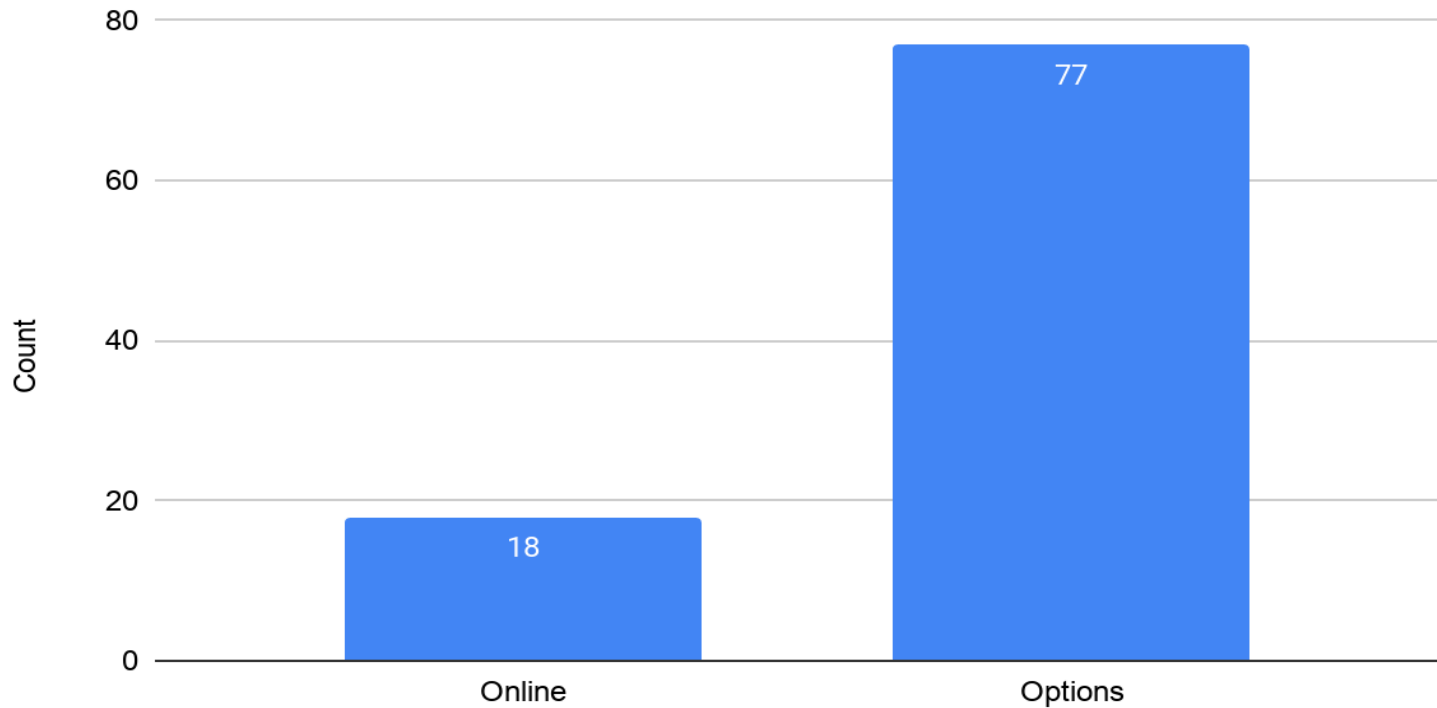


CCS of San Diego MATH: MTSS Tier 2 and Tier 3 Scholars BOY vs MOY



# Special Education Department

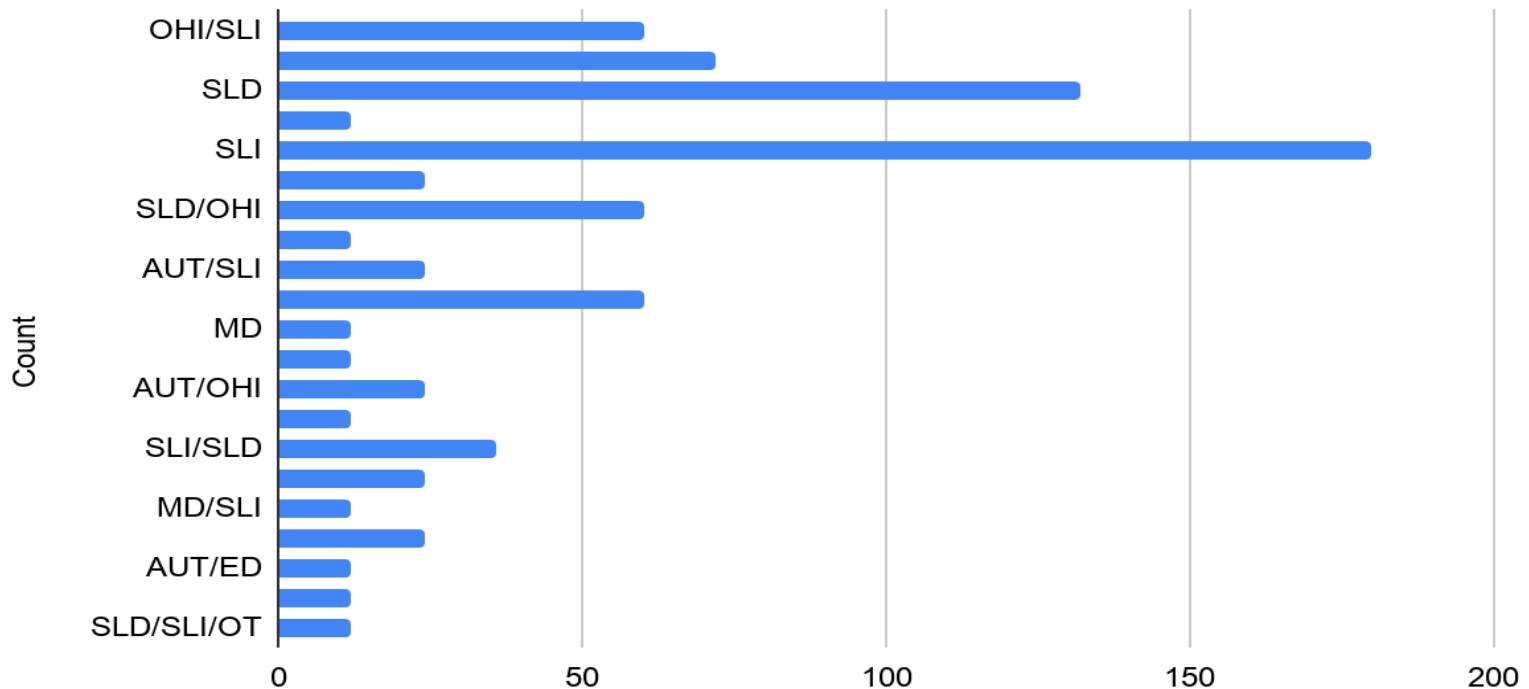
CCS of San Diego Scholars by Program





# Special Education Department

CCS of San Diego Count by Disability





# Questions?



Contact:

Kasey Wingate | Principal

(805) 405-3578

[kwingate@compasscharters.org](mailto:kwingate@compasscharters.org)

[@cccsmrswingate](https://www.instagram.com/cccsmrswingate)