



**COMPASS**  
CHARTER SCHOOLS



# **Academic Services Division January 2021 Update**

**(855) 937- 4227**

**CompassCharters.org**

**COMPASS**  
CHARTER SCHOOLS



# Agenda

- . Mission and Vision
- . Division Update
- . Counseling Services Department Updates
- . Curriculum & Instruction Department Updates
- . Engagement Department Updates
- . Special Education Department Updates
- . Charter Updates
- . Q & A



# **Our Mission and Vision**

## **MISSION STATEMENT**

Our mission is to inspire and develop innovative, creative, self-directed learners, one scholar at a time.

## **VISION STATEMENT**

Our vision is to create a collaborative virtual learning community, inspiring scholars to appreciate the ways in which arts and sciences nurture a curiosity for life-long learning, and prepare scholars to take responsibility for their future success.



# Division Update

## **WIG (Wildly Important Goal):**

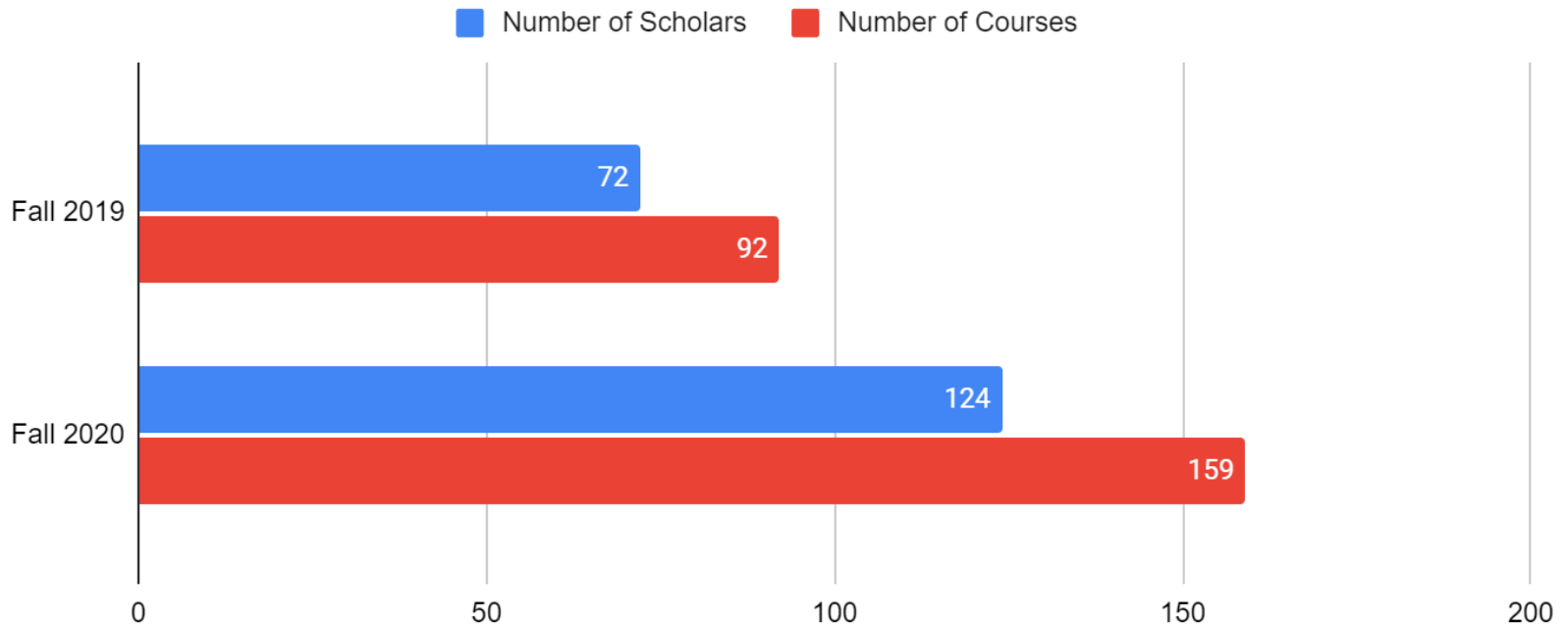
By focusing on scholar engagement, 100% of eligible scholars will graduate by the end of the 2020-21 academic school year.

Each Academic Department is focusing on lead measures that can be tracked.



# Counseling Services Division Updates

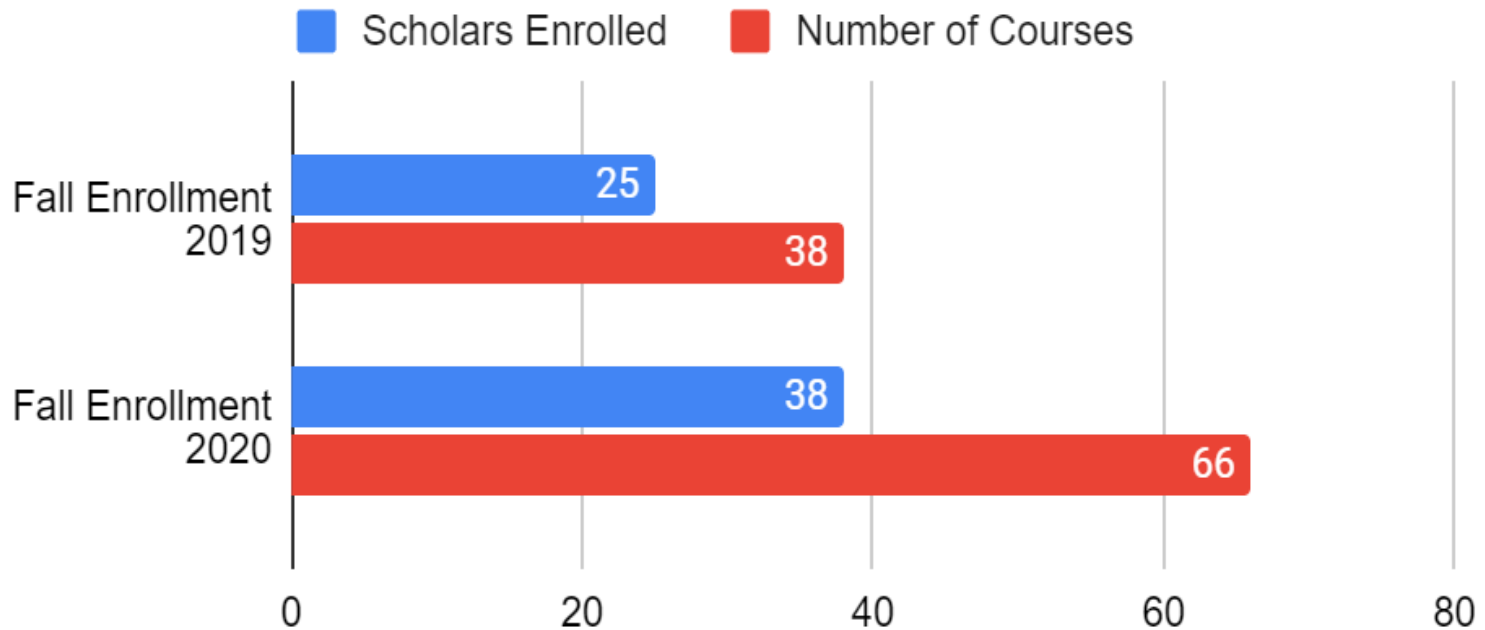
## CCS Scholar Participation Accelerated Course Options Program (ACOP)





# Counseling Services Division Updates

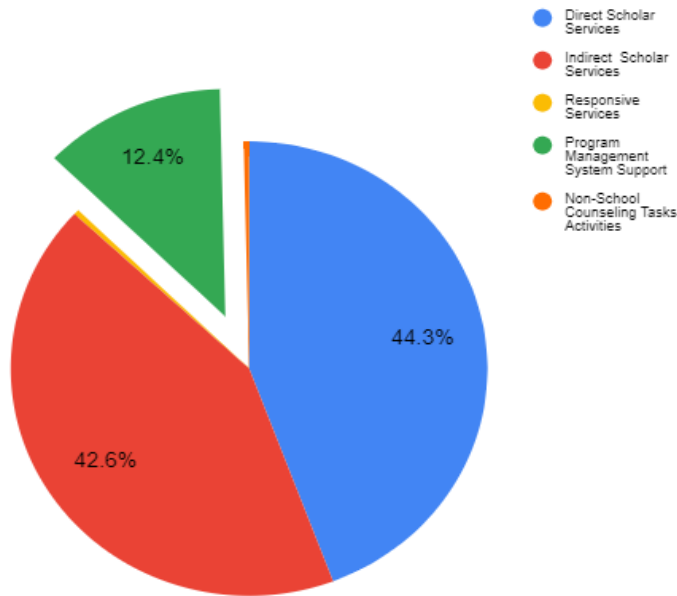
## Compass Fall Concurrent Enrollment Numbers





# Counseling Services Division Updates

**Counseling Department Time Task Analysis**  
9/1/2020-1/15/2021



Compass Direct/Indirect Counseling Services (86.9%)	Number of Scholars Served by Counselors (live interactions)
Academic Scholar Planning & Progress	569
Direct Intervention Check/Connect Session	466
Collaboration (SST, IEP, 504)	87
College Application Process	30
Concurrent Enrollment	114
Conflict Resolution	11
Consutation (ASIT, Truancy)	8
CPS Consult Report	2
Crisis Response	27
FAFSA/Dream Act	9
Family Disruption (Divorce/Loss of Parent)	11
Grief/Loss	7
Learning Lab Instruction	335
Mental Health	89
Motivational (Engage in school)	73
Post Secondary Counseling	118
Referral	14
Scholarship	9
Small Group Instruction	631
Welfare Check	0
Work/Entertainment Permits	23



# Curriculum & Instruction Department Updates

Benchmark Assessment- September Results  
CCS Comparison

	TK-5th % at/+ grade level	TK-5th participation	6-12th % at/+ grade level	6-12th participation
Online Reading	78%	85%	39%	81%
Online Math	73%	85%	23%	82%
Options Reading	77%	75%	41%	74%
Options Math	79%	74%	27%	76%





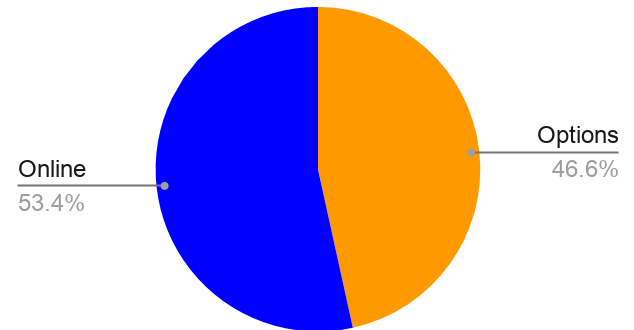
# Curriculum & Instruction Department Updates

Scholar Support  
Current Total of 504 plans

**Total 504 Plans: 58**

Online: 31      Online: 27

504 Plan: Count by Program



*\*as of January 22, 2021*



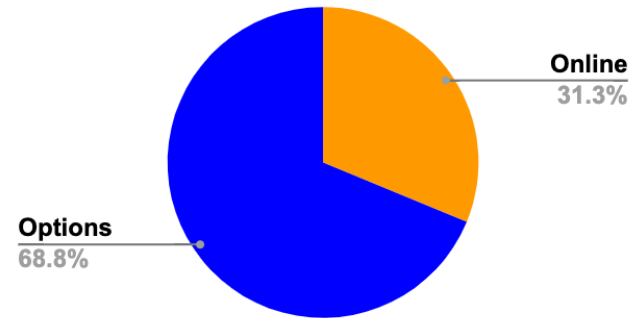
# Curriculum & Instruction Department Updates

## Scholar Support

Number of SST Referrals by Charter and by Program

Total SST Referrals: 32  
Online: 10      Options: 22

**SST Referrals: Count by Program**



*\*as of January 22, 2021*



# Curriculum & Instruction Department Updates

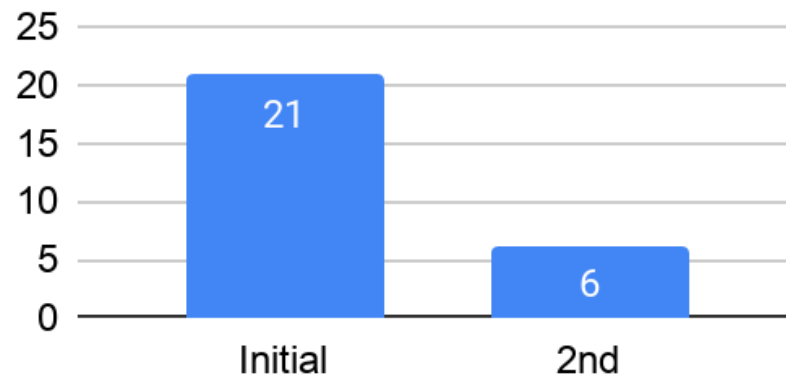
Scholar Support

SST Meetings Held

Total SST Referrals: 32

Online: 10      Options: 22

### Type of SST Meeting Held



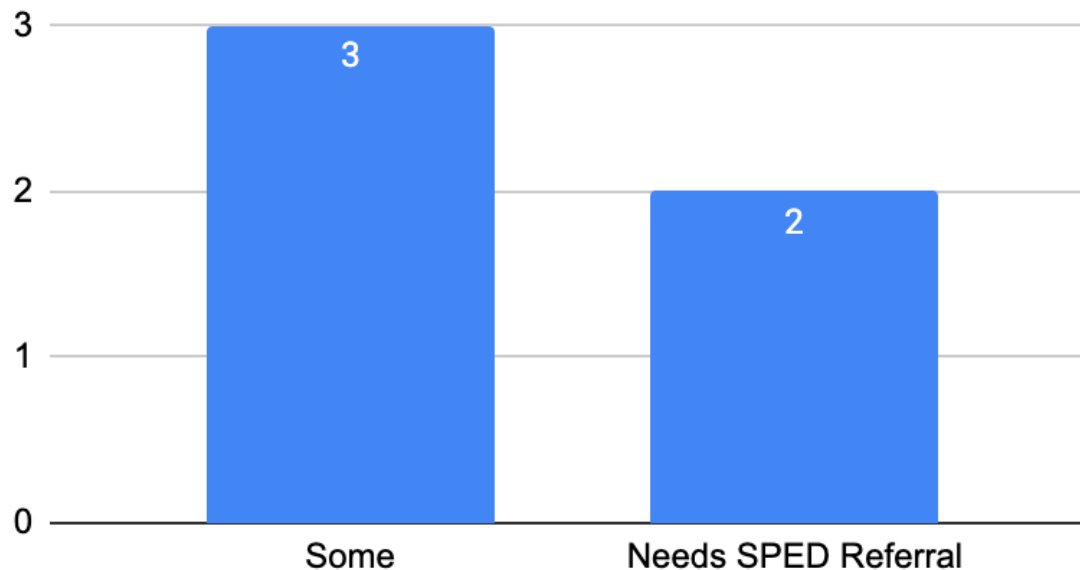
*\*as of January 22, 2021*



# Curriculum & Instruction Department Updates

## Scholar Support SST Meeting Outcomes

### Outcome Determined at Follow-up Meeting



Number of Follow-Up Meetings: 5

Online: 0

Options: 5

*\*as of January 22, 2021*



# Curriculum & Instruction Department Updates

## Scholar Success- Subscription accounts

<b>Vendor</b>	<b># of scholars signed up</b>
Adventure to Learning	School Wide Access
BrainPOP	496
CTC Math	512
Discovery ED	621
Go Noodle	345
Reading A-Z	436
Starfall	365
Sumdog	603
Tales2GO	413
TYPE-Tastic	619

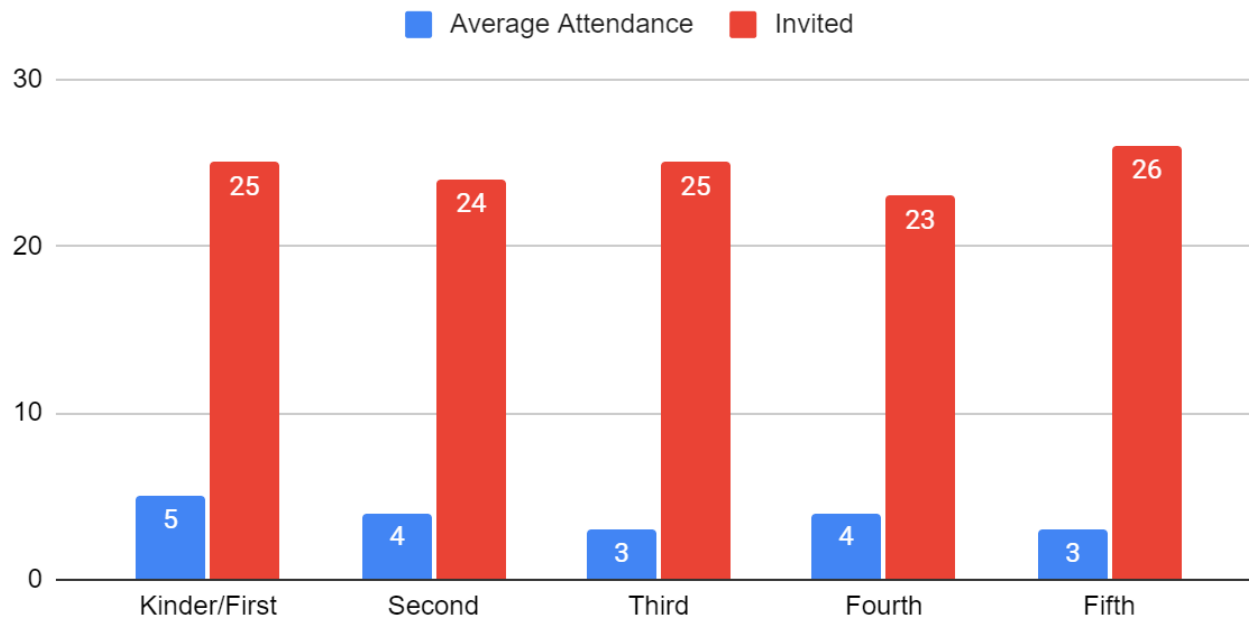
*\*as of January 20, 2021*



# Curriculum & Instruction Department Updates

## Scholar Success Updates- MTSS Scholars Average Tutoring Attendance

CCS K-5 Reading Tutoring Average Attendance and Invited



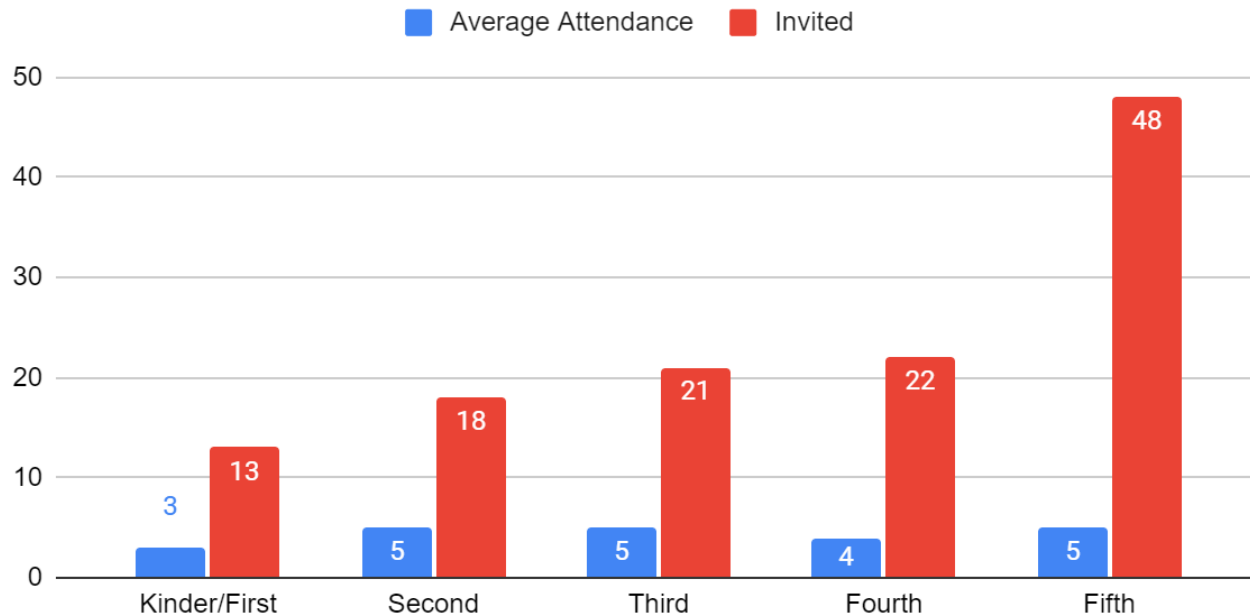
K-5 Reading Tutoring Average December/January



# Curriculum & Instruction Department Updates

## Scholar Success Updates- MTSS Scholars Invited to Tutoring

CCS K-5 Math Average Attendance and Invited



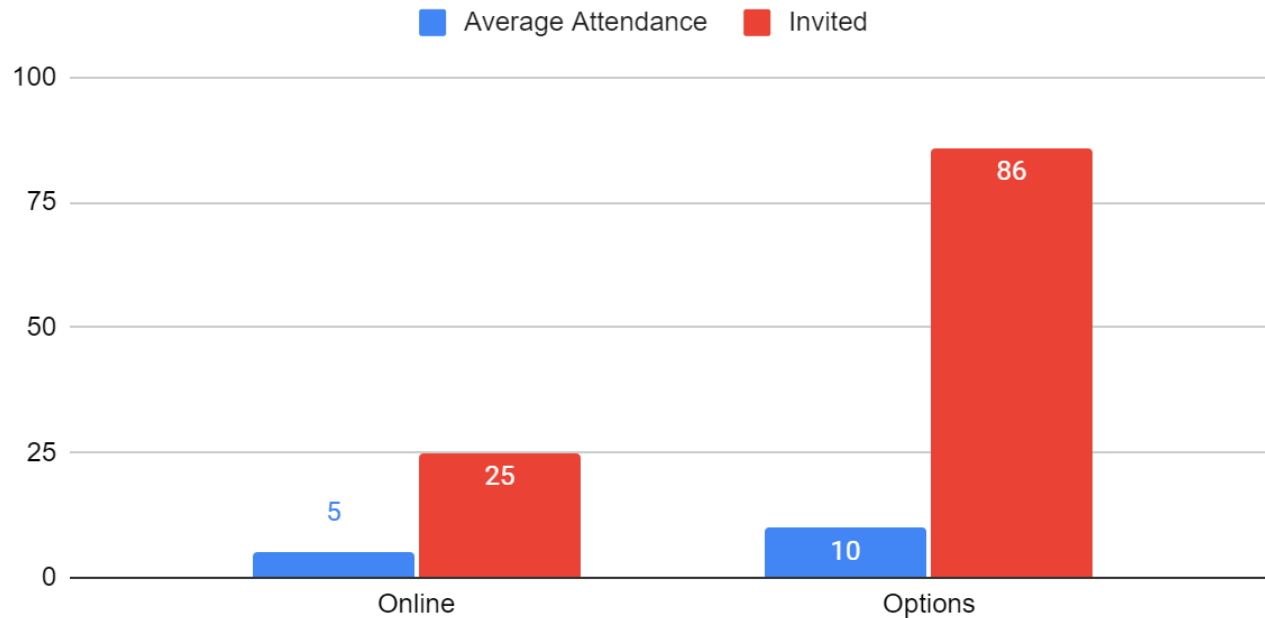
K-5 Math Tutoring Average December/January



# Curriculum & Instruction Department Updates

## Scholar Success Updates- MTSS Scholars Tutoring Attendance

### CCS 6-8 Reading Tutoring Average Attendance and Invited



6-8 Reading Tutoring Average December/January

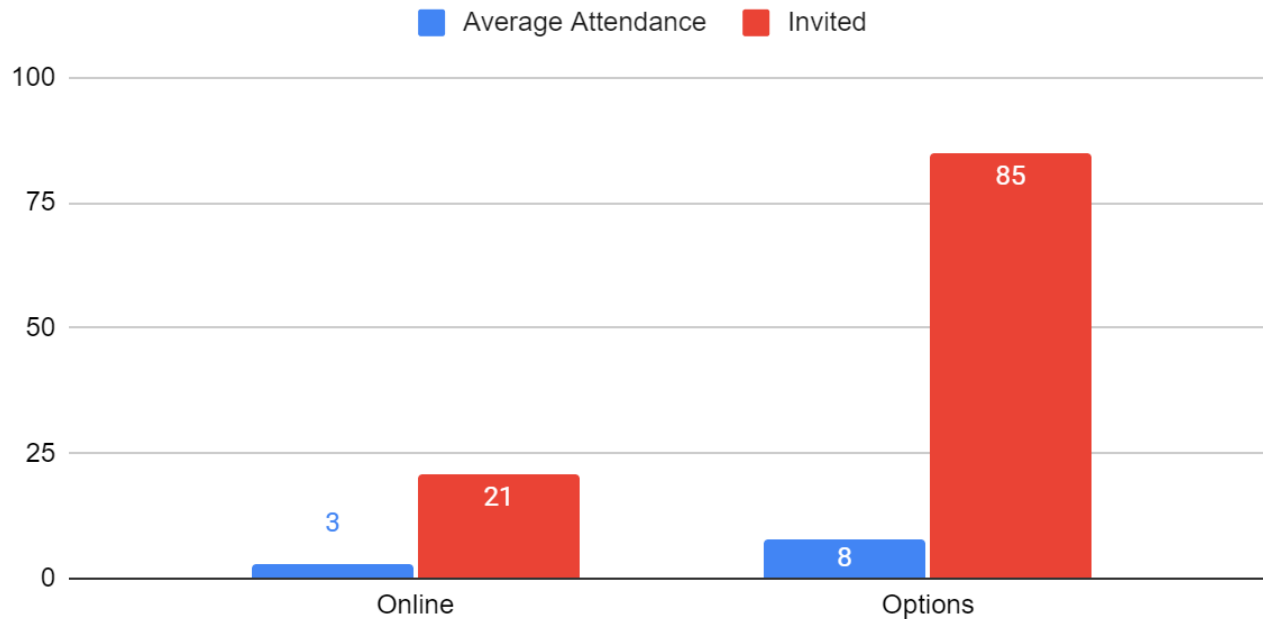




# Curriculum & Instruction Department Updates

## Scholar Success Updates- MTSS Scholars Tutoring Attendance

CCS 6-8 Math Tutoring Average Attendance and Invited



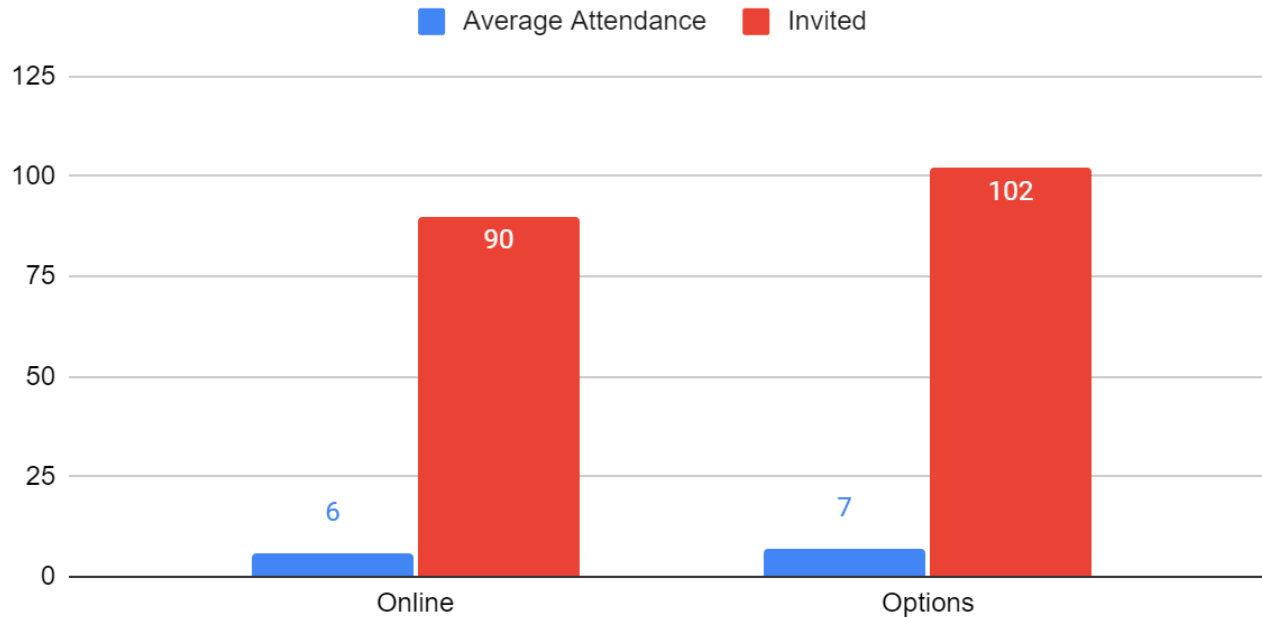
6-8 Math Tutoring Average December/January



# Curriculum & Instruction Department Updates

## Scholar Success Updates- MTSS Scholars Tutoring Attendance

CCS 9-12 Reading Tutoring Average Attendance and Invited



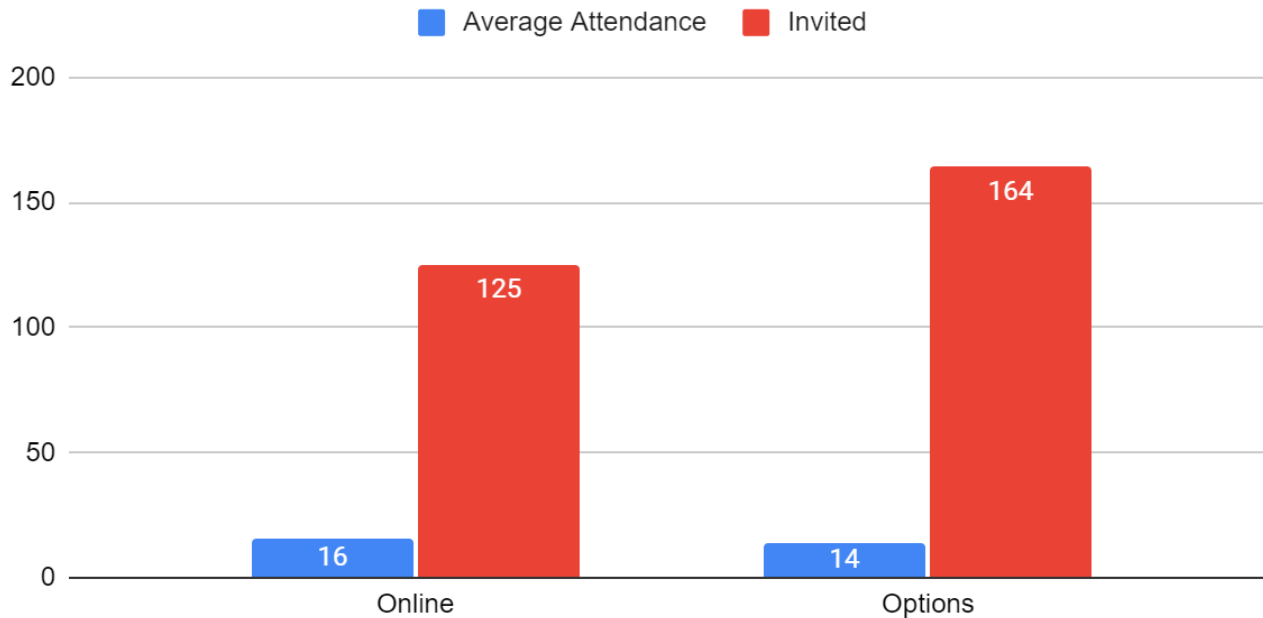
9-12 Reading Tutoring Average December/January



# Curriculum & Instruction Department Updates

## Scholar Success Updates- MTSS Scholars Tutoring Attendance

CCS 9-12 Math Tutoring Average Attendance and Invited



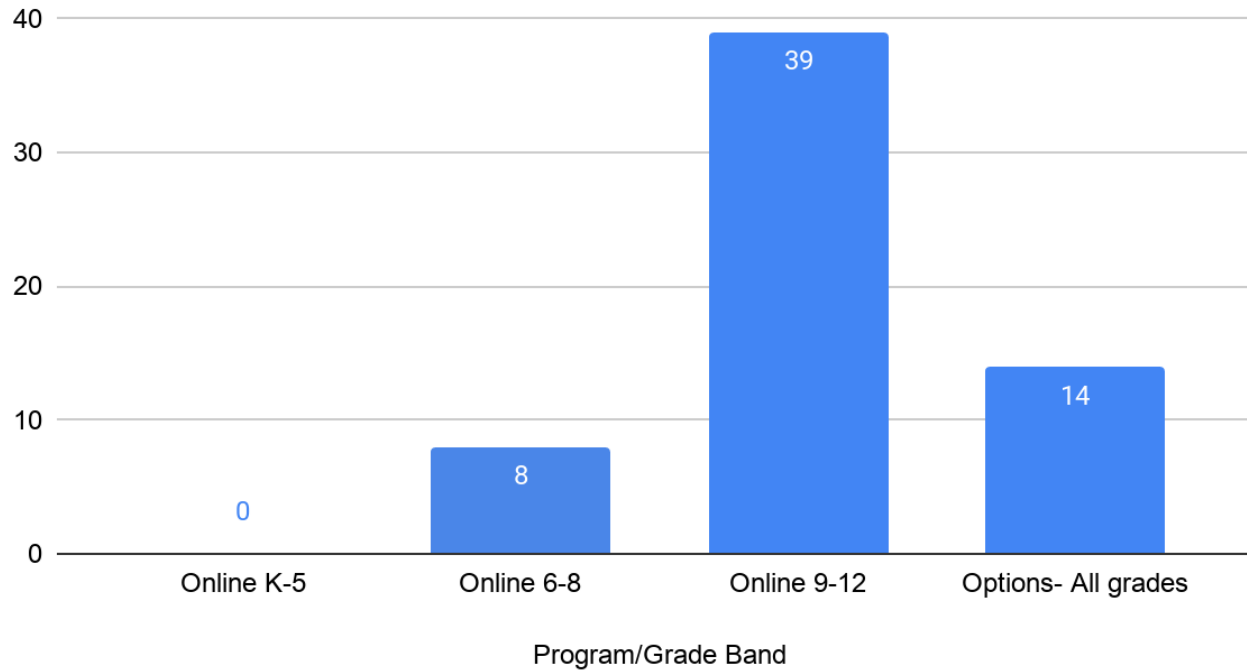
9-12 Math Tutoring Average December/January



# Curriculum & Instruction Department Updates

Scholar Success Updates- ASIT Recommendations LP2

CCS December ASIT Meetings

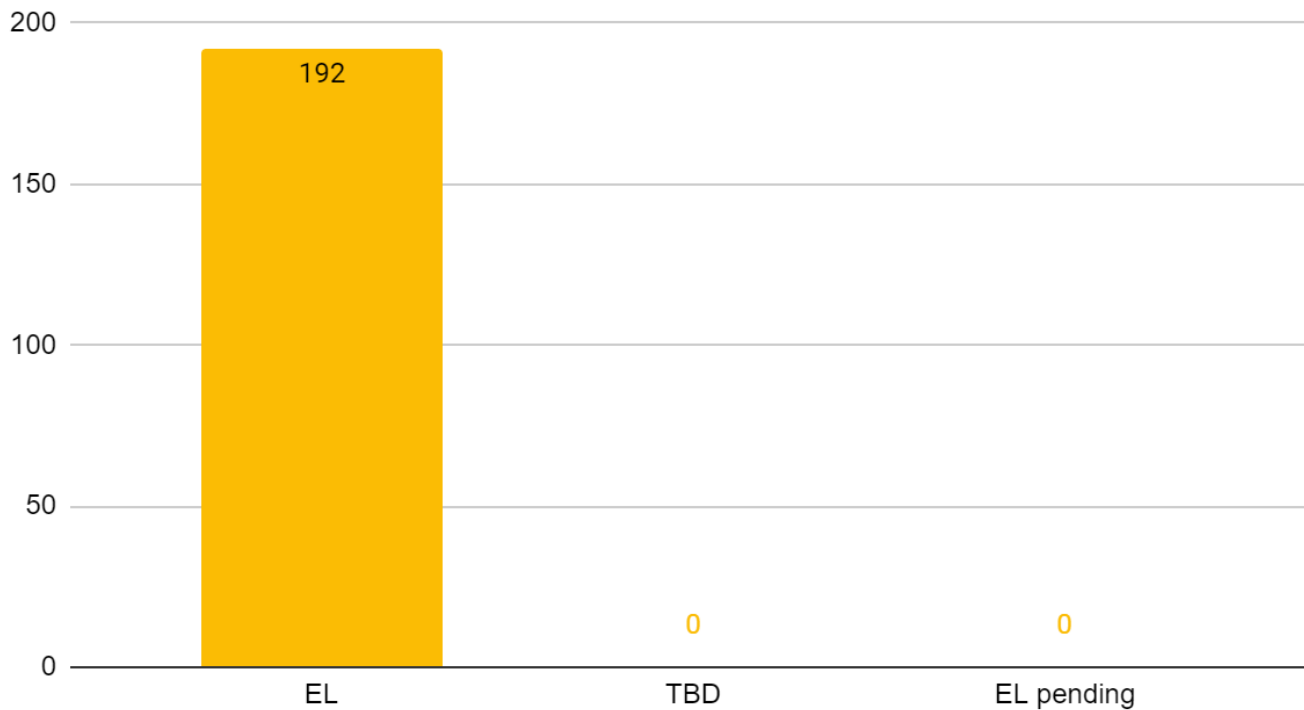




# Curriculum & Instruction Department Updates

English Learner (EL) Department- Number of EL Scholars

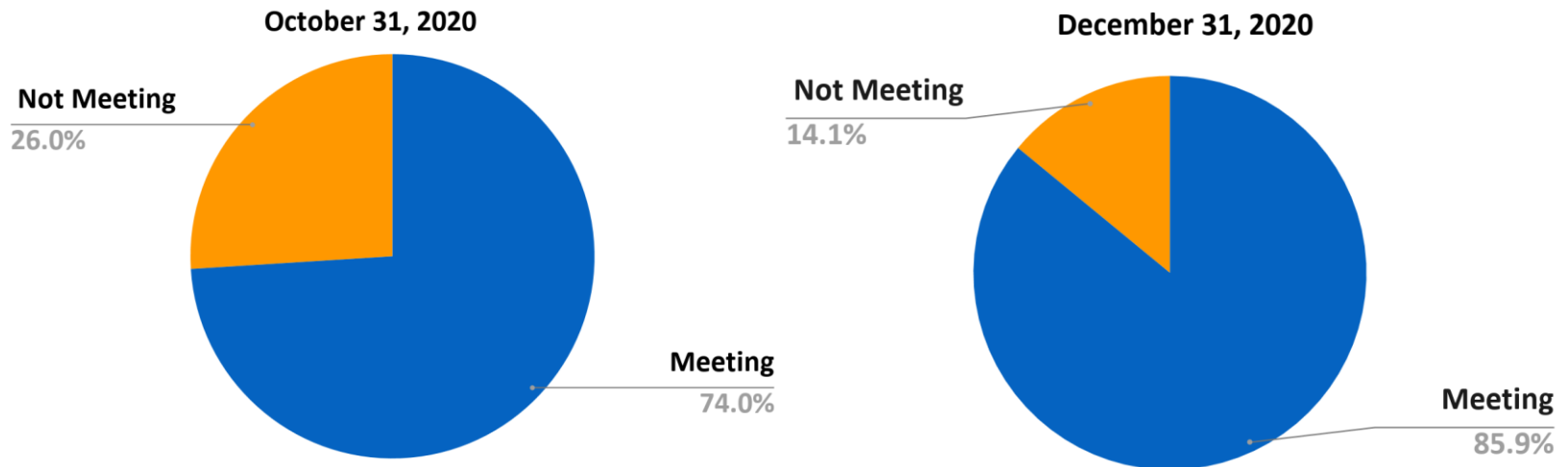
English Learner Counts





# Curriculum & Instruction Department Updates

Scholar Progress in Meeting Minimum Usage (192 scholars as of 12/31/20, 68 TK-5 in Core5 and 124 6-12 in PowerUp )



***Minimum Lexia time usage of 50% in order to Pass ELD Course***



# Curriculum & Instruction Department Updates

## ELD Curriculum Usage 12/31/20 Updates- Core5 (TK-5)

Grade	Scholars Enrolled	Scholars with Usage	Scholars Meeting Usage	% Scholars Meeting Usage*
Total Core5	68	67	66	99
PreK	1	1	1	100
K	9	9	9	100
1st Grade	15	15	14	93
2nd Grade	7	7	7	100
3rd Grade	12	12	12	100
4th Grade	15	15	14	93
5th Grade	9	9	9	100

***Minimum Lexia time usage of 50% in order to Pass ELD Course***



# Curriculum & Instruction Department Updates

ELD Curriculum Usage 12/31/20 Updates- PowerUp (6-12)

Grade	Scholars Enrolled	Scholars with Usage	Scholars Meeting Usage	% Scholars Meeting Usage
Total PowerUp	124	123	99	80
6th Grade	15	14	14	93
7th Grade	18	18	17	93
8th Grade	22	22	16	73
9th Grade	16	16	12	75
10th Grade	8	8	6	75
11th Grade	28	28	21	75
12th Grade	17	17	14	82

**Minimum Lexia time usage of 50% in order to Pass ELD Course**





## Curriculum and Instruction Upcoming: March 2021

Upon completion of Semester 1 and mid-year benchmark assessments in February, the Department of Curriculum and Instruction will be reviewing data to provide updates covering the overall impact of programs, subscriptions, and curricula on scholar academic achievement

- Final grades to be posted in early February
- Mid-year benchmark dates: February 2 - February 12, 2021



# Engagement Department Updates

## Engagement Department Lead and Lag Measures

Average number of scholar **registrations** received divided by the number of active offerings (Clubs & VSW's currently)

Average number of scholar **attendance** divided by the number of active offerings (Clubs & VSW's currently)

Average staff estimated **engagement rating** divided by the number of active offerings (Clubs & VSW's currently)



# Engagement Department Updates

Engagement Department WIG Scoreboard Date Range: 12/14/20 to 1/22/21 FINALIZED	
<b>Registrations*</b>	
Scholar Clubs (Average per Club Meeting)	25
Virtual Scholar Workshops (Average per Workshop)	39
<b>Attendance*</b>	
Scholar Clubs (Average per Club Meeting)	8
Virtual Scholar Workshops (Average per Workshop)	23
<b>Engagement Rating</b>	
Scholar Clubs (Average over all Scholar Club Meetings)	Green
Virtual Scholar Workshops (Average over all VSW's)	Green
<b>* Coloring for Registrations &amp; Attendance</b> Green - Increased from previous report out Yellow - Stayed the same from previous report out Orange - Decreased from previous report out by 1-50% Red - Decreased from previous report out by 51-100%	
<b>** Coloring for Engagement Rating</b> Green - Majority of scholars were active and engaged Yellow - Some of the scholars were active and engaged Orange - Very few of the scholars were active and engaged Red - None of the scholars were active and engaged	



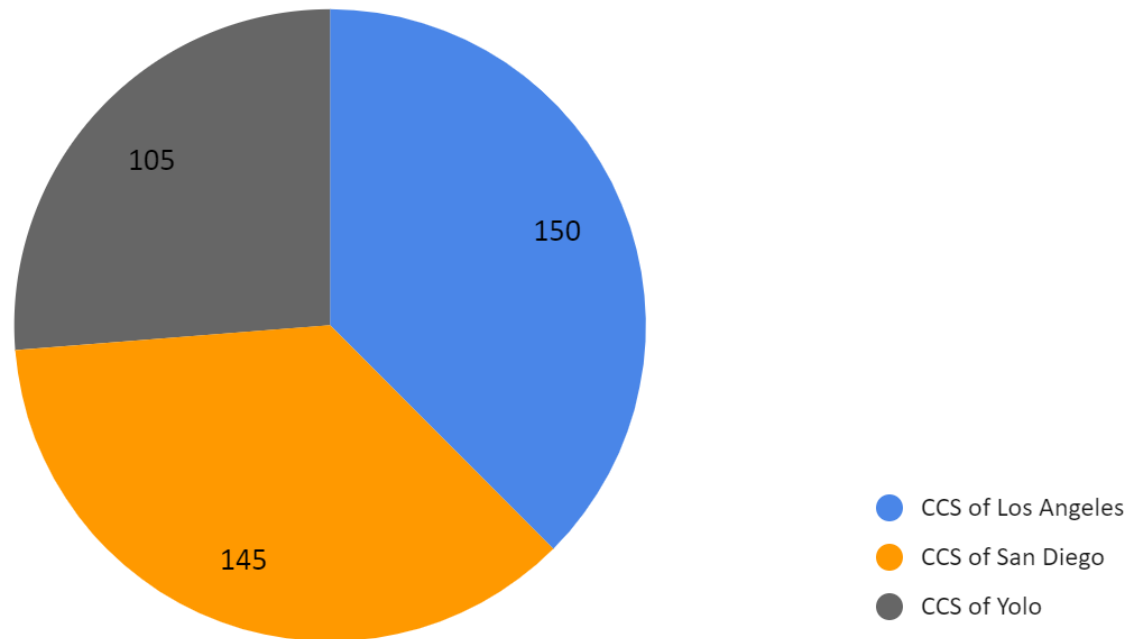
# Engagement Department Updates

February & March Virtual Scholar Workshops		
Drawing and Painting like Vincent van Gogh	Mission San Juan Capistrano Tour	Ten on the Sled (TK-3)
Environmental Nature Center	Painting Social Hour: Coping Skills	The Kid's Table Cooking Class
Holocaust History Session: Youth Voices and Resistance (9-12)	Semester 2 Scholar Clubs Kick Off	Valentine's Day
Introduction to Google Slides	Spring Scholar Talent Show	Walt Disney Family Museum Tour



# Engagement Department Updates

# of all VSW registrations received between 11/12/2020 & 1/20/2021  
(Total Scholars)





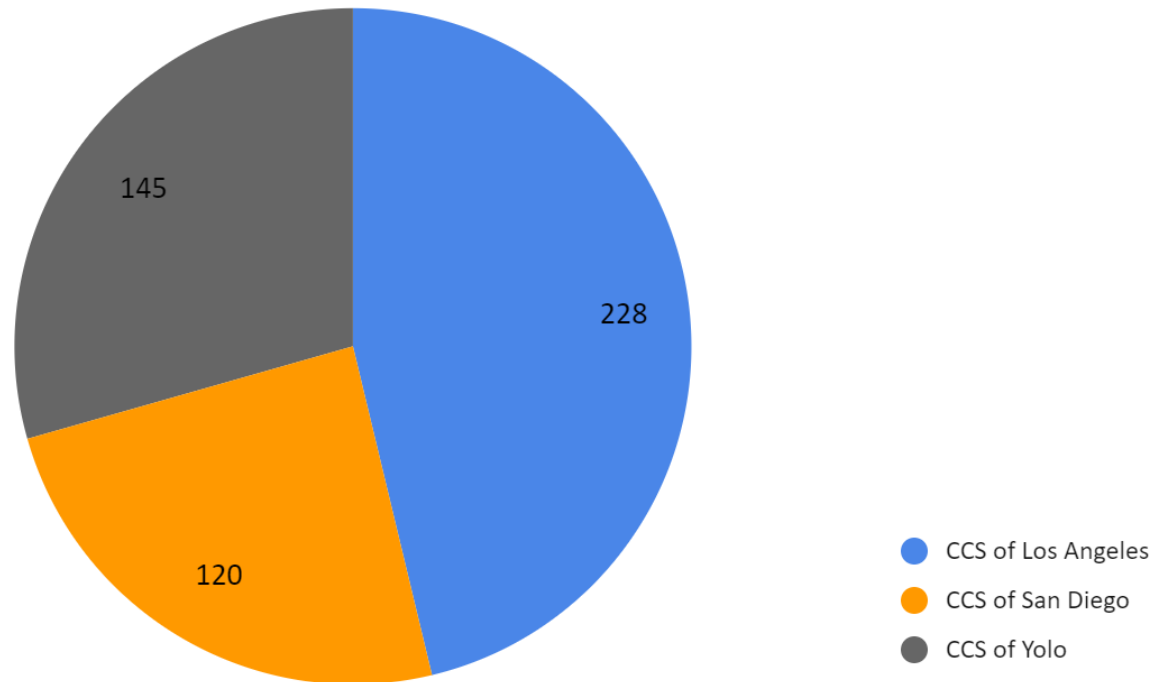
# Engagement Department Updates

2020-21 Scholar Clubs		
Adulting 101	Gardening Club	Performing Arts Club - Middle & High School
Arts & Crafts Club (Elementary)	Geography Bee Club	Photo Club
Arts & Crafts Club (MS & HS)	Genders & Sexualities Alliance	Pickleball Club
Awesome Elementary Artist's Club	LEGO Club	Scholar Leadership Council
Book Club	Minecraft Club	STEAM Challenge Club
Chess Club	Music Club	Science Fair Club
Computer Code Club	NHS	Virtual Field Trips Club
Cooking Club (Elementary)	Peer Mentoring Club	We Dine Together
Cooking Club (MS & HS)		



# Engagement Department Updates

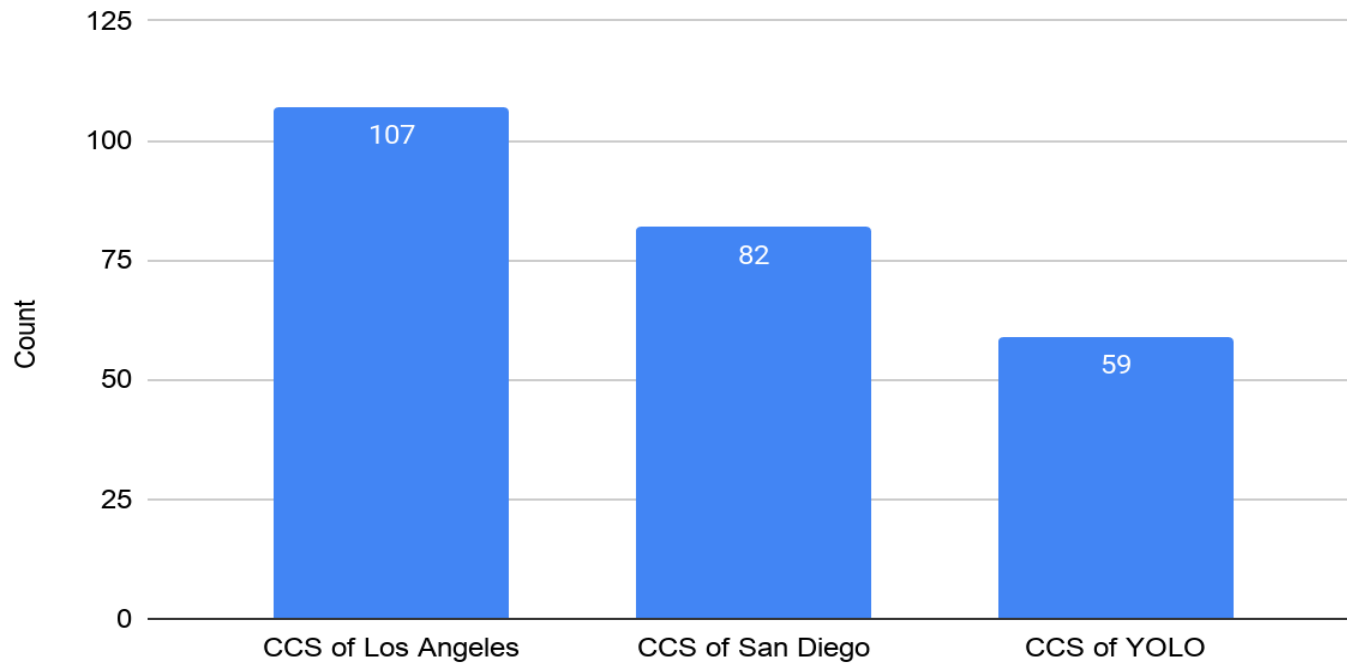
# of Total Scholars Across All Scholar Clubs Meetings Semester 1





# Special Education Department

Scholars by IEPs by School



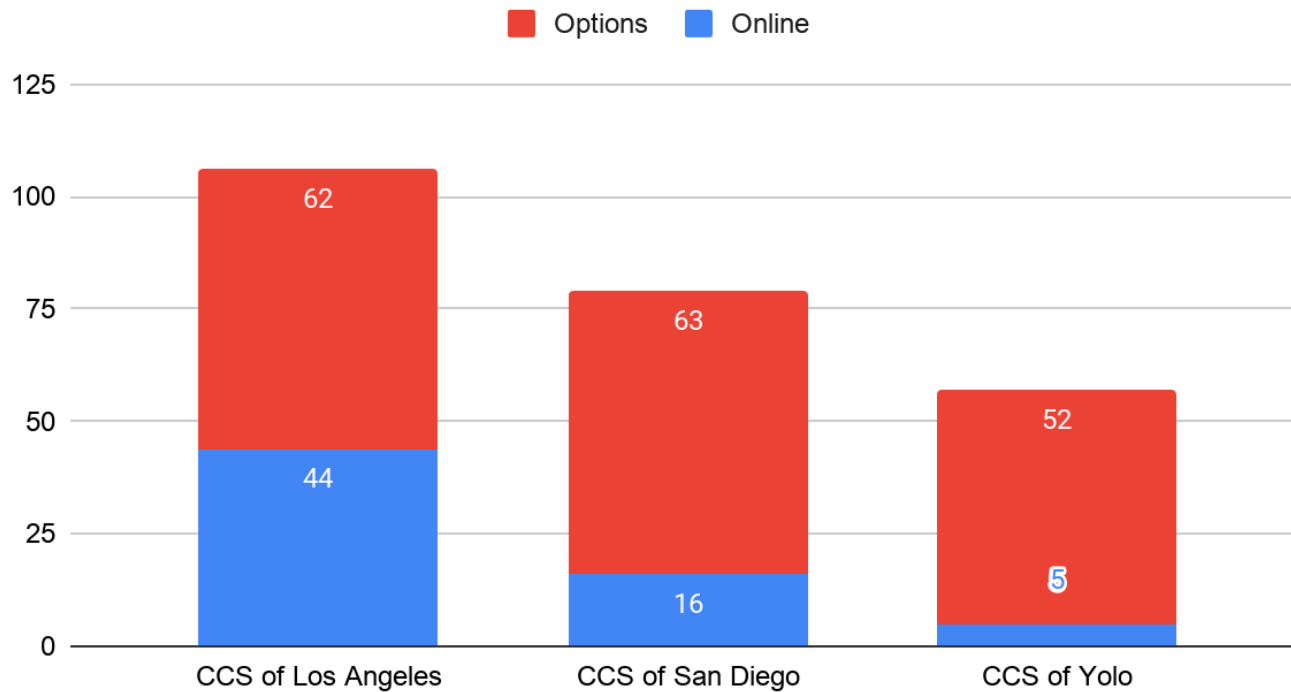
**Total SPED Scholars as of 11/19/2020: 247**





# Special Education Department

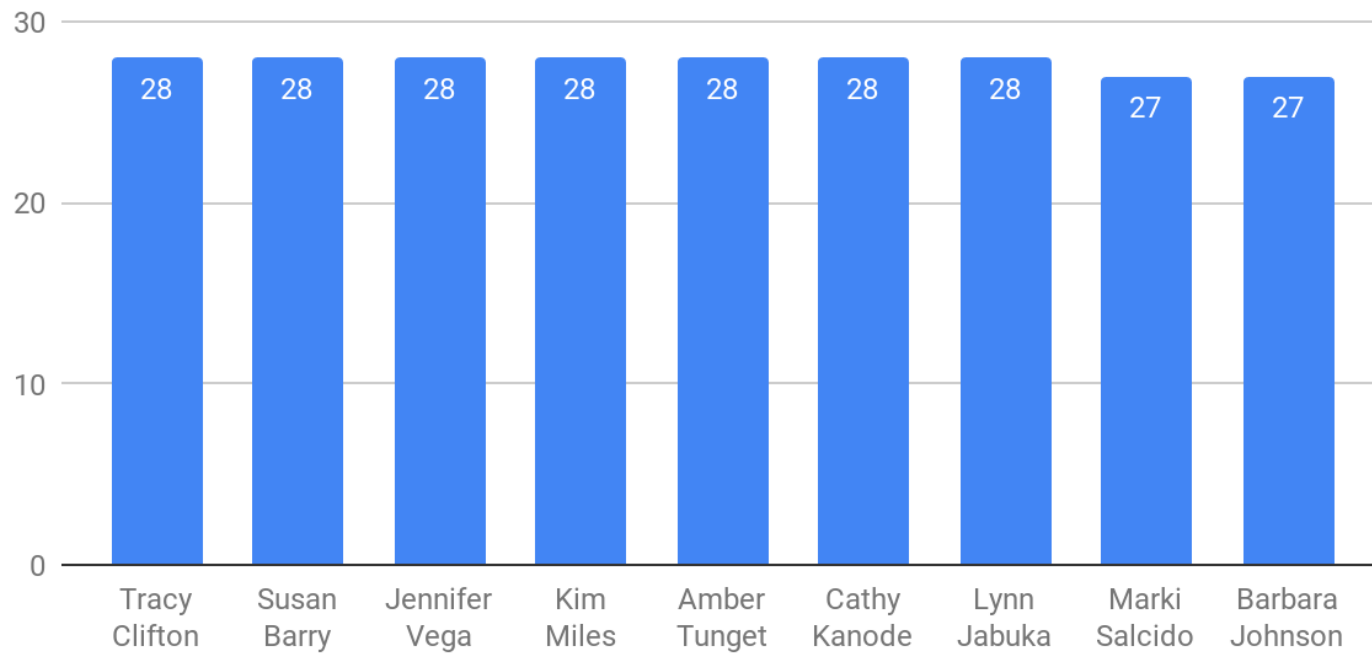
Scholars by Program





# Special Education Department

Count of Case Mananger

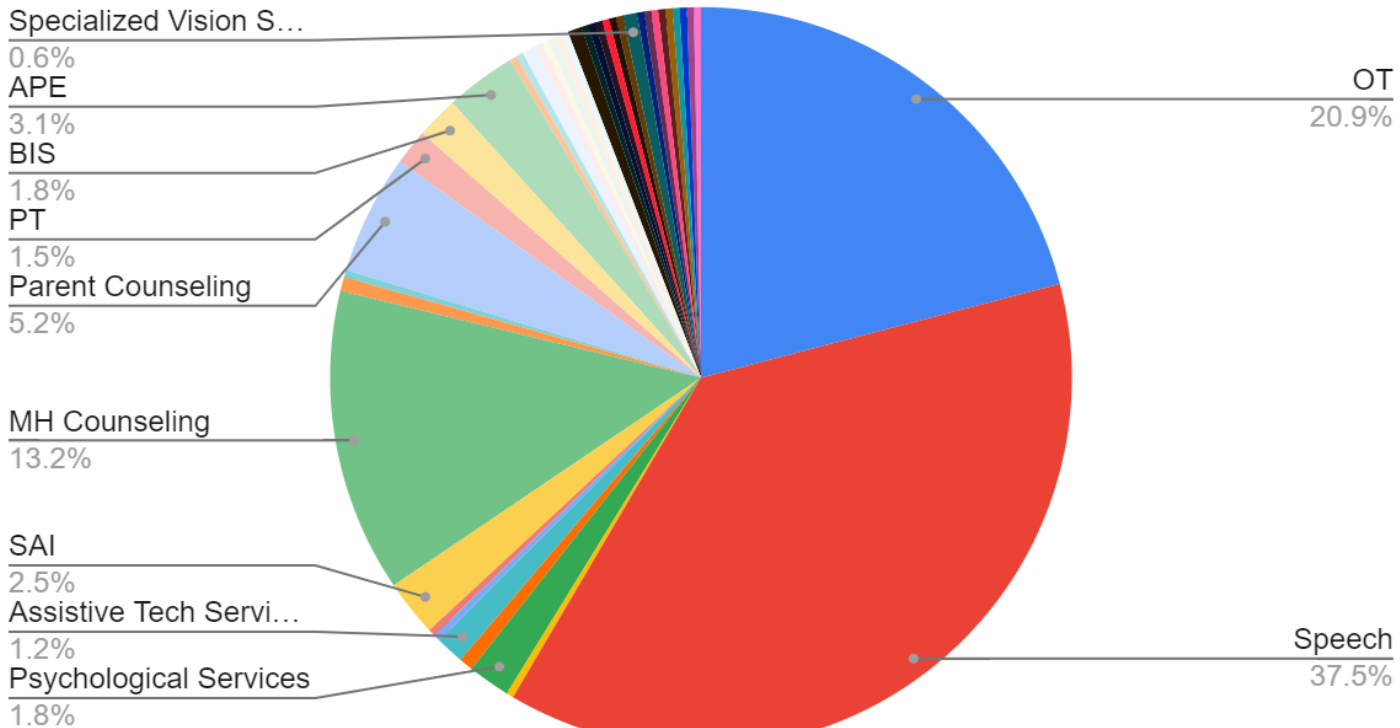


Count of Case Mananger



# Special Education Department

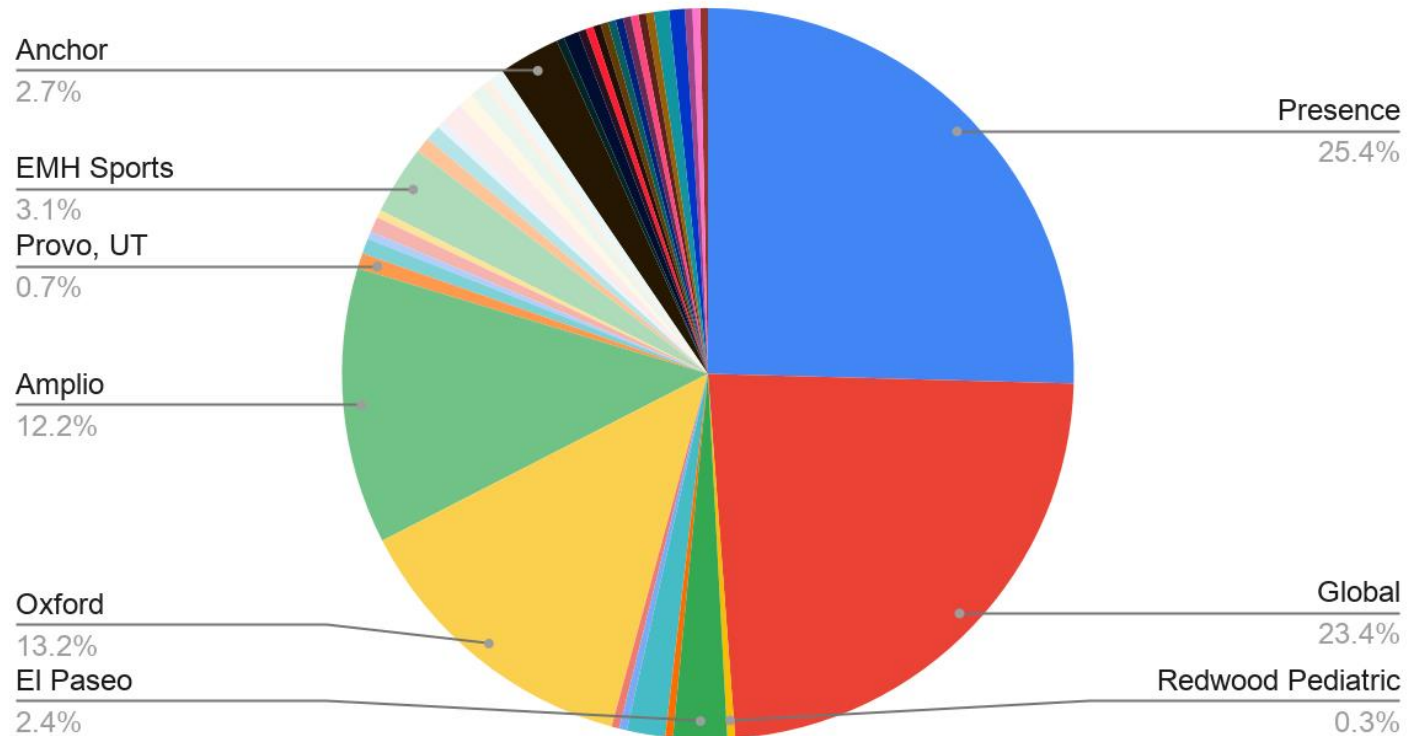
## DIS Providers





# Special Education Department

## DIS Providers





# Charter Updates

## CCS of Los Angeles

### PLC Topics:

- At-risk scholars, Tier 1 interventions via PBIS and RTI
- Quality work samples to increase scholar achievement
- Asynchronous recordings and norms / Zoom best practices
- Using AVID strategies to enhance instruction/asynchronous recordings
- Best practices (based on reported trends from the team):
  - Supporting learning coaches through connection meetings
  - Providing academic feedback to learning coaches
    - Utilizing the Personalized Learning Plan
    - Understanding the scholar grade book for Accelerate education
- WiG scoreboard created
  - Data collection process finalized for semester 2.



# Charter Updates

## CCS of San Diego

### PLC Topics:

- At-risk scholars, Tier 1 interventions via PBIS and RTI
- Quality work samples to increase scholar achievement
- Asynchronous recordings and norms / Zoom best practices
- Using AVID strategies to enhance instruction/asynchronous recordings
- Best practices (based on reported trends from the team):
  - Supporting learning coaches through connection meetings
  - Providing academic feedback to learning coaches
    - Utilizing the Personalized Learning Plan
    - Understanding the scholar grade book for Accelerate education
- WiG scoreboard created
  - Data collection process finalized for semester 2.



# Charter Updates

## CCS of Yolo

### PLC Topics:

- At-risk scholars, Tier 1 interventions via PBIS and RTI
- Quality work samples to increase scholar achievement
- Asynchronous recordings and norms / Zoom best practices
- Using AVID strategies to enhance instruction/asynchronous recordings
- Best practices (based on reported trends from the team):
  - Supporting learning coaches through connection meetings
  - Providing academic feedback to learning coaches
    - Utilizing the Personalized Learning Plan
    - Understanding the scholar grade book for Accelerate education
- WiG scoreboard created
  - Data collection process finalized for semester 2.



# Questions?



Contact:

Aviva Ebner, Ph.D. | Assistant Superintendent & Chief Academic Officer  
(805) 358-4381

[aebner@compasscharters.org](mailto:aebner@compasscharters.org)

[@aviva\\_ebner](#)