



**COMPASS**  
CHARTER SCHOOLS



# **CCS of Los Angeles**

## **January 2021 Update**

**(855) 937- 4227**

**CompassCharters.org**

**COMPASS**  
CHARTER SCHOOLS



# Agenda

- . Mission and Vision
- . WIG
- . Charter Updates
- . Counseling
- . Curriculum & Instruction
- . Special Education and Scholar Groups
- . Engagement
- . Q & A



# **Our Mission and Vision**

## **MISSION STATEMENT**

Our mission is to inspire and develop innovative, creative, self-directed learners, one scholar at a time.

## **VISION STATEMENT**

Our vision is to create a collaborative virtual learning community, inspiring scholars to appreciate the ways in which arts and sciences nurture a curiosity for life-long learning, and prepare scholars to take responsibility for their future success.



# School-Wide WIG

## **(Wildly Important Goal):**

By focusing on scholar engagement, 100% of eligible scholars will graduate by the end of 2020-21 academic school year.



# Charter Updates

CCS of Los Angeles  
as of 1/21/2021

45 Supervising Teachers (STs)

- 10 online STs
- 35 options STs
- Average Roster: 22.6 scholars



# Charter Updates

## CCS of Los Angeles Online Program

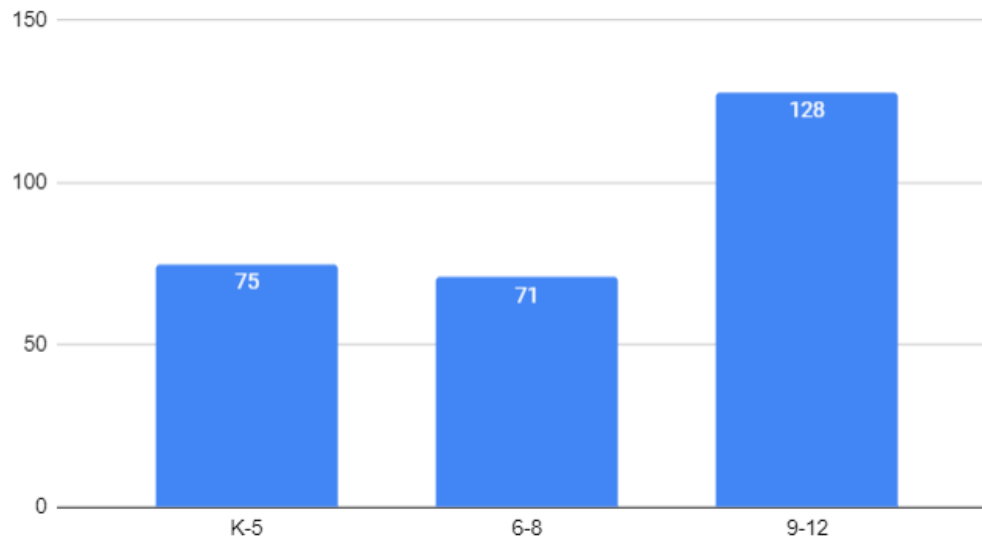
Total enrolled: 274  
as of 1/21/21

K-5: 75

6-8: 71

9-12: 128

CCS of Los Angeles Online Enrollment





# Charter Updates

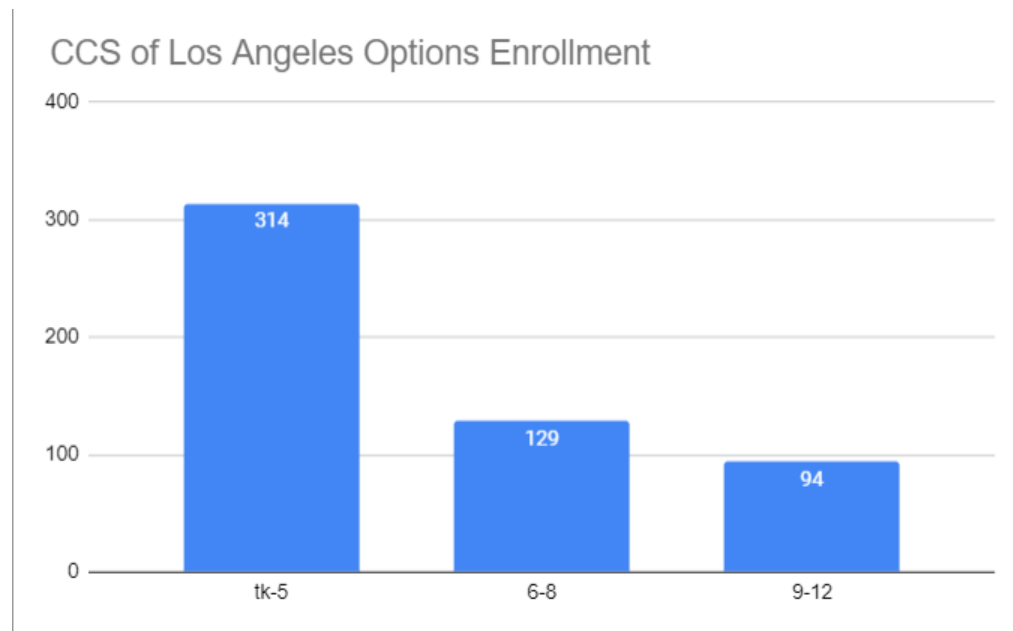
## CCS of Los Angeles Options Program

Total enrolled: 537 as  
of 1/21/21

TK-5: 314

6-8: 129

9-12: 94





# CCS of Los Angeles WIG

## Lead Measures:

- **Connection Meetings**
  - Every scholar will meet monthly and/or bimonthly with staff to reflect/evaluate progress, set goals and create action plans. (measured by # of scholars attending connection meetings by learning period).
- **Course/Grade Performance**
  - 80% of scholars will be on track with course performance (passing rates for 6-12) and benchmarks (K-5, 3 times per year). Those scholars who are not on track will be identified as "at risk."
- **Attendance**
  - 95% of scholars will maintain average daily attendance requirements.





# Scoreboard

Options Learning Program  Green - 80% and above Yellow - 60-79% Orange- 50-59% Red - below 50%	LA
	# of connections meetings
	# of Scholars on track
	95% of scholars will maintain average daily attendance requirements.
Online Learning Program  Green - 80% and above Yellow - 60-79% Orange - 50-59% Red - below 50%	LA
	# of connections meetings
	# of Scholars on track
	95% of scholars will maintain average daily attendance requirements.



# Highlights of WIG Progress:

- Impactful conversations & collaboration occurring during PLCs focusing on Tier 1 interventions:
  - Examining specific case studies.
  - Implementation of AVID teaching and learning strategies.
  - Utilizing MTSS framework to identify other areas of support other than academic to address social emotional barriers and behaviors.

# Barriers to WIG Progress:

- Staff working with several new platforms, including a new SIS
- Awaiting data from semester 1
- Identifying fields to use in the SIS to generate meaningful data reports
- Temporary challenges collecting data by scholar charter



# At-Risk Scholar Focus and Growth

189 (23%) scholars at-risk as of 12/11/20

113 (14%) scholars at-risk as of 1/21/21

## December:

Options: 30 (5%) scholars

Online: 158 (56%) scholars

## January:

Options: 16 (2%) scholars

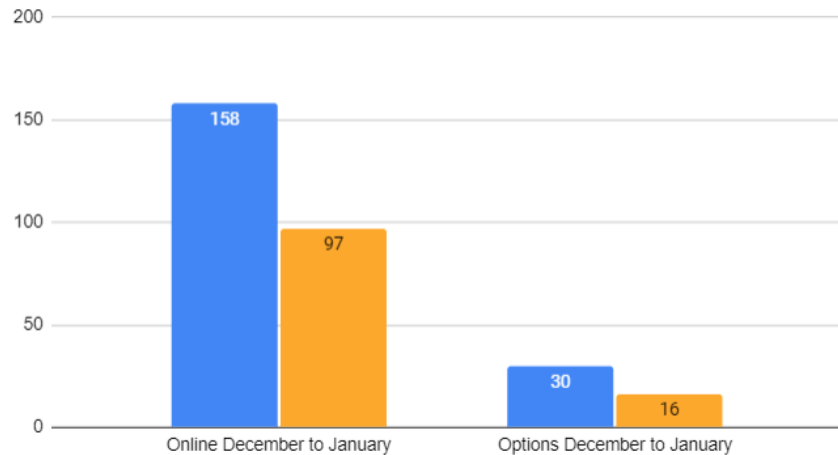
Online: 97 (35%) scholars

## Outcomes:

Options: 47% improvement

Online: 39% improvement

CCS of Los Angeles At-Risk Comparison





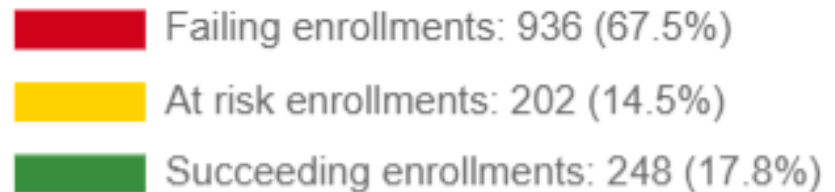
# Scholar Achievement

This outcome of the number of scholars identified as at-risk was impacted by the following implementation:

- Teachers collaborated regarding tier 1 intervention strategies to target scholar learning
  - This collaboration started in December and the result is indicated on the percent of scholars who were identified at risk at the end of the semester
- AVID Implementation
  - Further collaboration among teachers enabled AVID strategy implementation that targeted tier 1 interventions
- MTSS framework
  - Through identification of at-risk scholars, teachers were able to recommend and support tier 2 and tier 3 interventions through the MTSS framework and program



# Current Online Passing Rates (1/21/21)

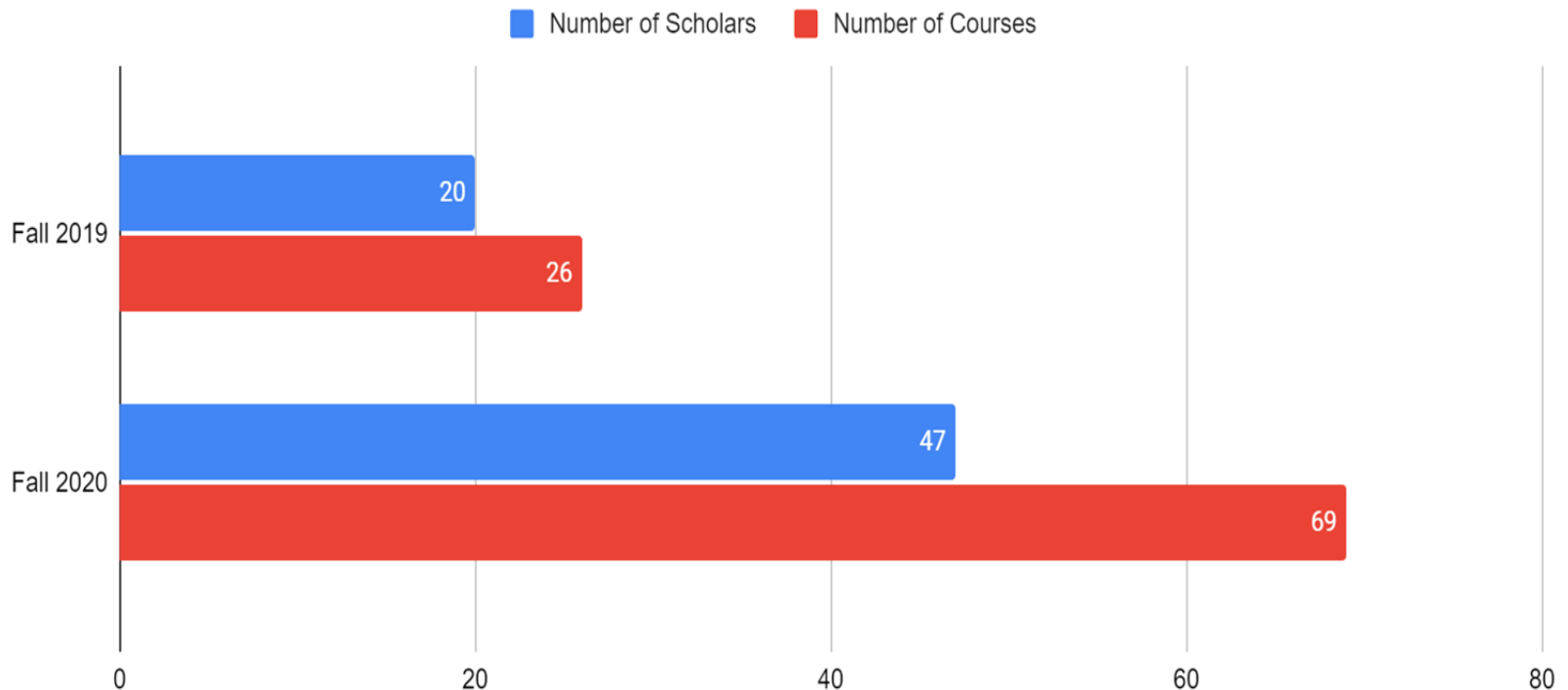


*\*TBD Semester 1 is ending 1/28 - we will have benchmark data (comparing initial to midyear), and passing rates by grade level for the March 2021 board meeting*



# Counseling Services Division Updates

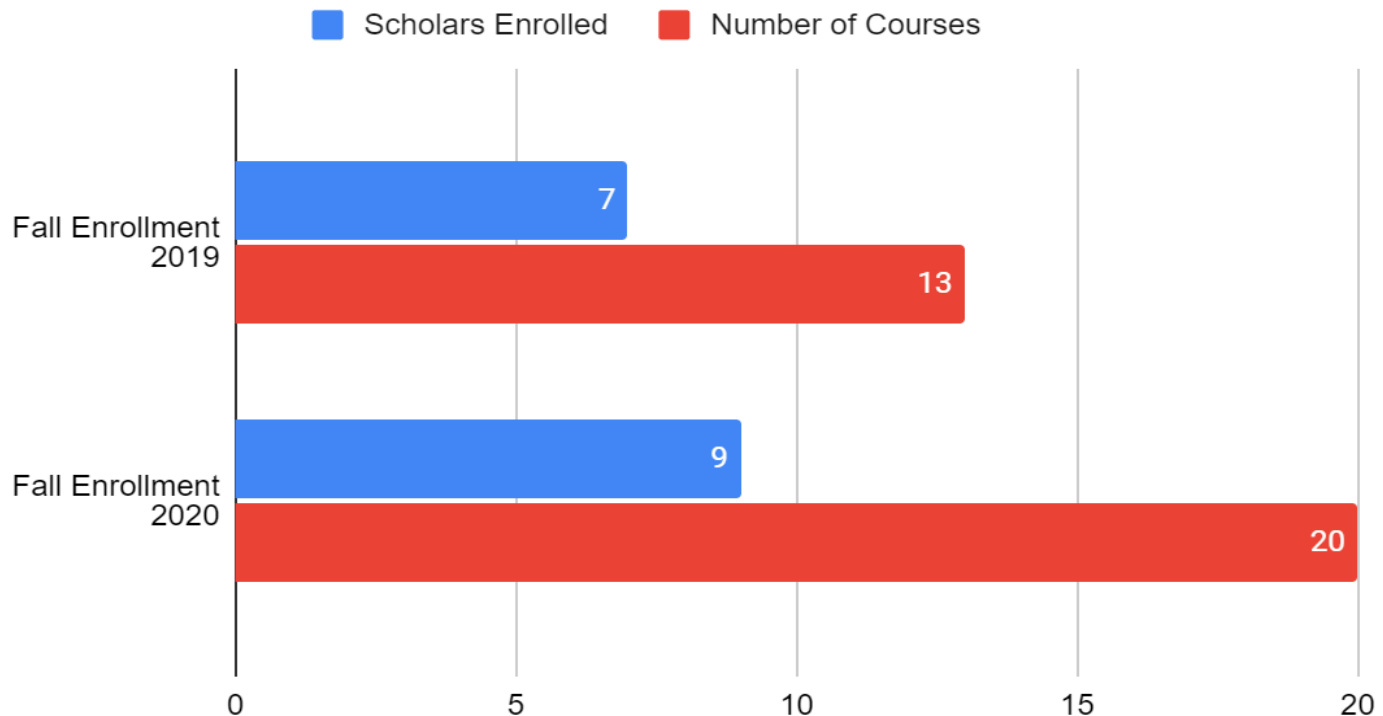
CCS of Los Angeles Scholar Participation Accelerated Course Options Program (ACOP)





# Counseling Services Division Updates

## CCS of Los Angeles Fall Concurrent Enrollment Numbers





# Counseling Services Division Updates



CCS of Los Angeles - Counseling Services: Specific Direct/Indirect Data	Number of Scholars Served by Counselors (live interactions)
Academic Scholar Planning & Progress	232
Direct Intervention Check/Connect Session	186
Colaboration (SST, IEP, 504)	35
College Application Process	6
Concurrent Enrollment	39
Conflict Resolution	1
Consutation (ASIT, Truancy)	2
CPS Consult Report	2
Crisis Response	8
FAFSA/Dream Act	4
Family Disruption (Divorce/Loss of Parent)	3
Grief/Loss	2
Learning Lab Instruction	140
Mental Health/Other	40
Motivational (Engage in school)	23
Post Secondary Counseling	49
Referral	9
Scholarship	2
Small Group Instruction	240
Welfare Check	0
Work/Entertainment Permits	10



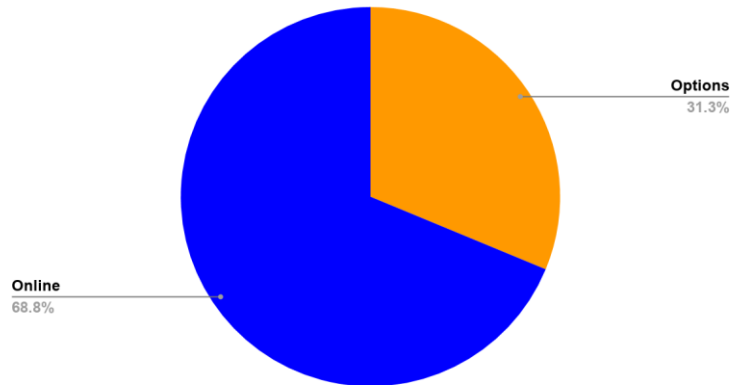


# Curriculum & Instruction Department Updates

## Scholar Support

### 504 Plans

CCS of Los Angeles 504s by Program



CCS of Los Angeles 504 Referrals



Total 504 Plans: 17  
Online: 12 Options: 5

*\*as of January 22, 2021*

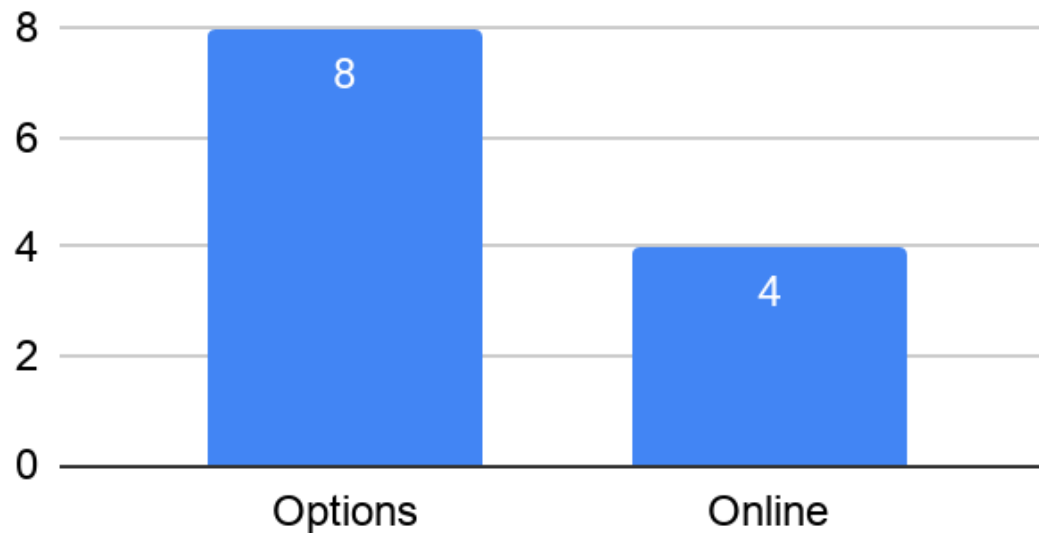


# Curriculum & Instruction Department Updates

## Scholar Support

Number of SST Referrals by Charter

### CCS of Los Angeles SST



Total SST Referrals: 11

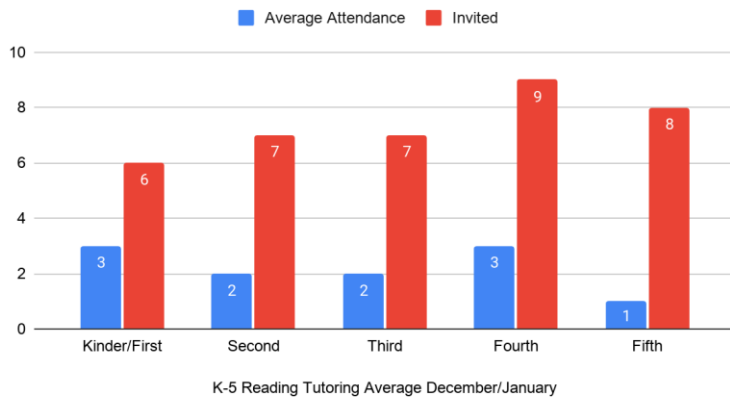
*\*as of January 22, 2021*



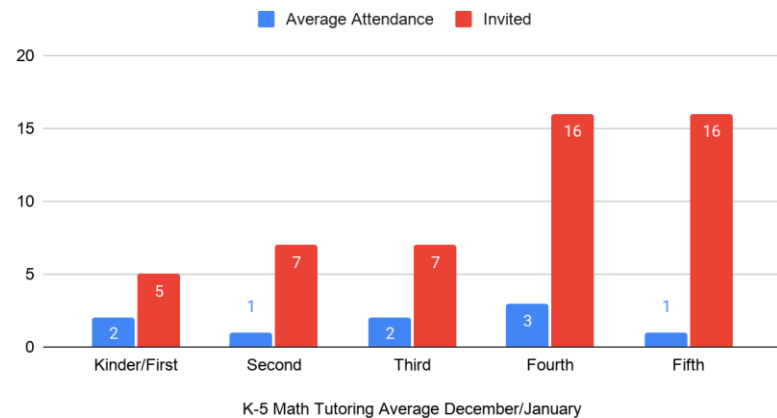
# Curriculum & Instruction Department Updates

Scholar Success Updates- MTSS Scholars Tutoring Attendance  
CCS of Los Angeles TK-5th Grade

CCS of Los Angeles K-5 Reading Tutoring Average Attendance



CCS of Los Angeles K-5 Math Tutoring Average Attendance

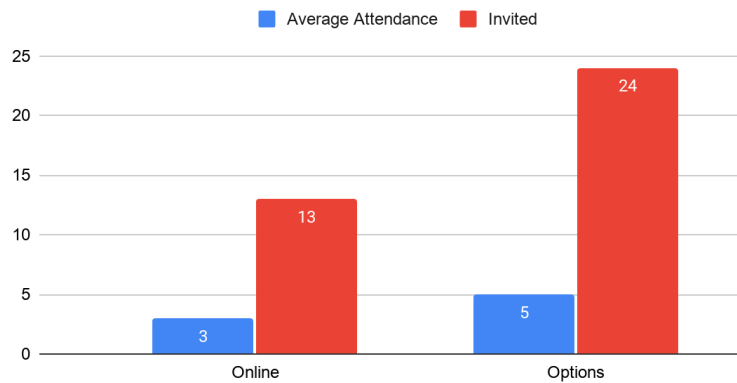




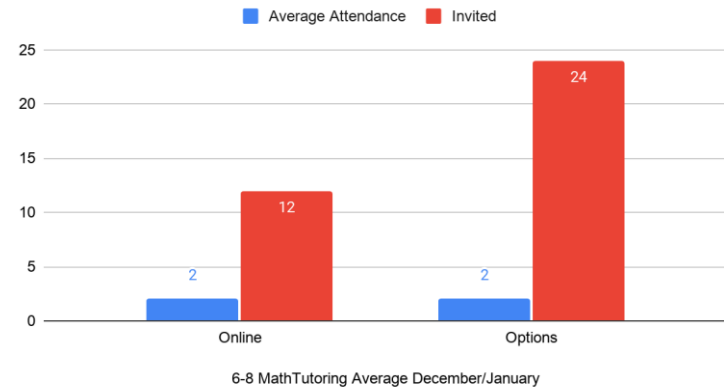
# Curriculum & Instruction Department Updates

## Scholar Success Updates- MTSS Scholars Tutoring Attendance CCS of Los Angeles 6-8th Grade

CCS of Los Angeles 6-8 Reading Tutoring Average Attendance



CCS of Los Angeles 6-8 Math Tutoring Average Attendance

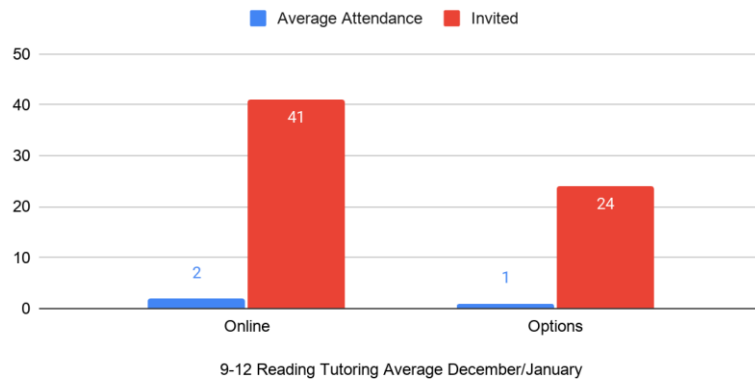




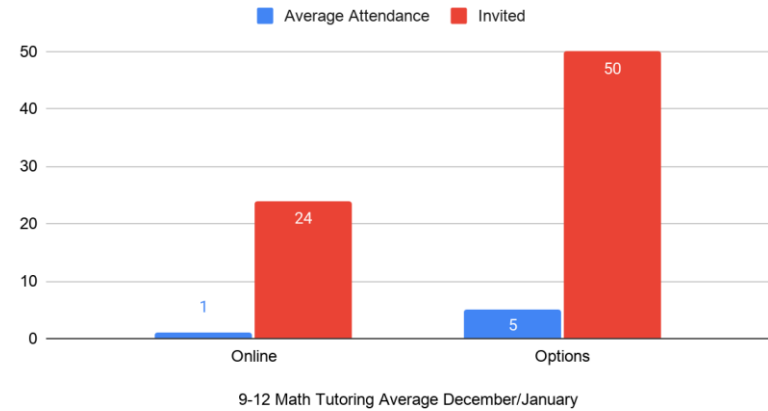
# Curriculum & Instruction Department Updates

## Scholar Success Updates- MTSS Scholars Tutoring Attendance CCS of Los Angeles 9-12th Grade

CCS of Los Angeles 9-12 Reading Tutoring Average Attendance



CCS of Los Angeles 9-12 Math Tutoring Average Attendance



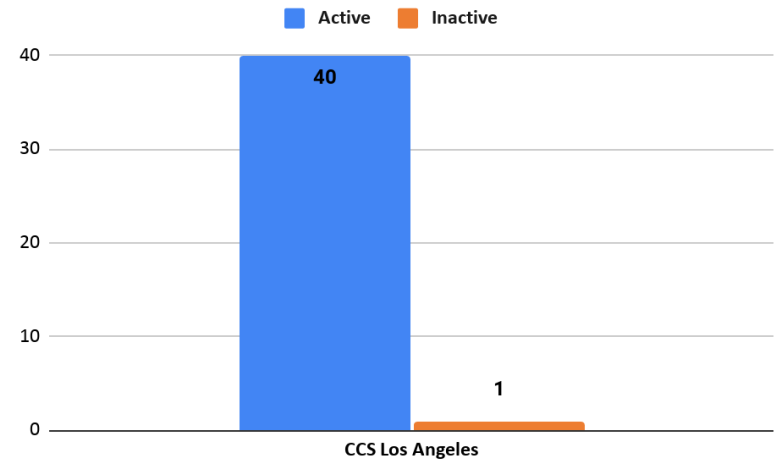
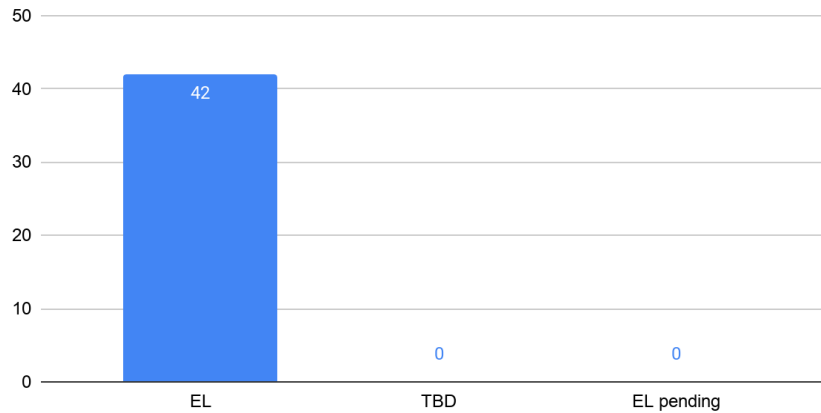


# Curriculum & Instruction Department Updates

English Learner (EL) Department- CCS of Los Angeles  
Number of EL Scholars (42) & ELD Curriculum Use  
Active/Inactive in Lexia, Scholars (41 total)

## English Learner Counts

CCS of Los Angeles

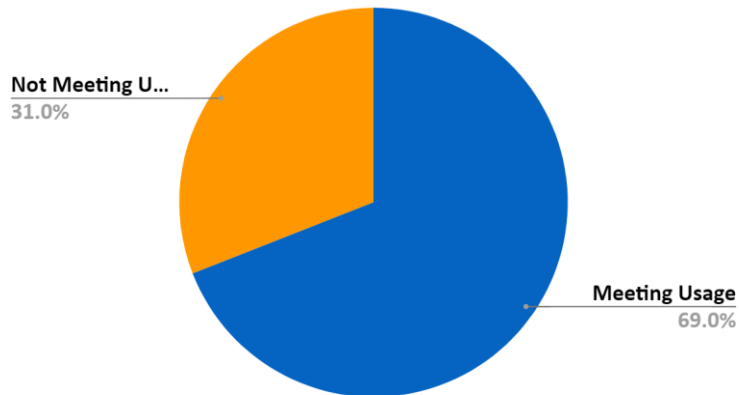




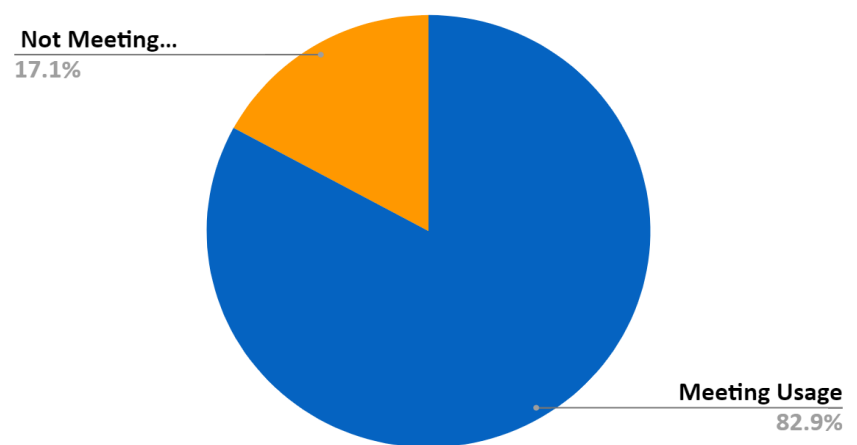
# Curriculum & Instruction Department Updates

CCS of Los Angeles Scholar Progress in Meeting Minimum Usage  
(41 scholars as of 12/31/20, 12 TK-5 in Core5 and 29 6-12 in PowerUp )

CCS of Los Angeles - October 31, 2020



CCS of Los Angeles- December 31, 2020



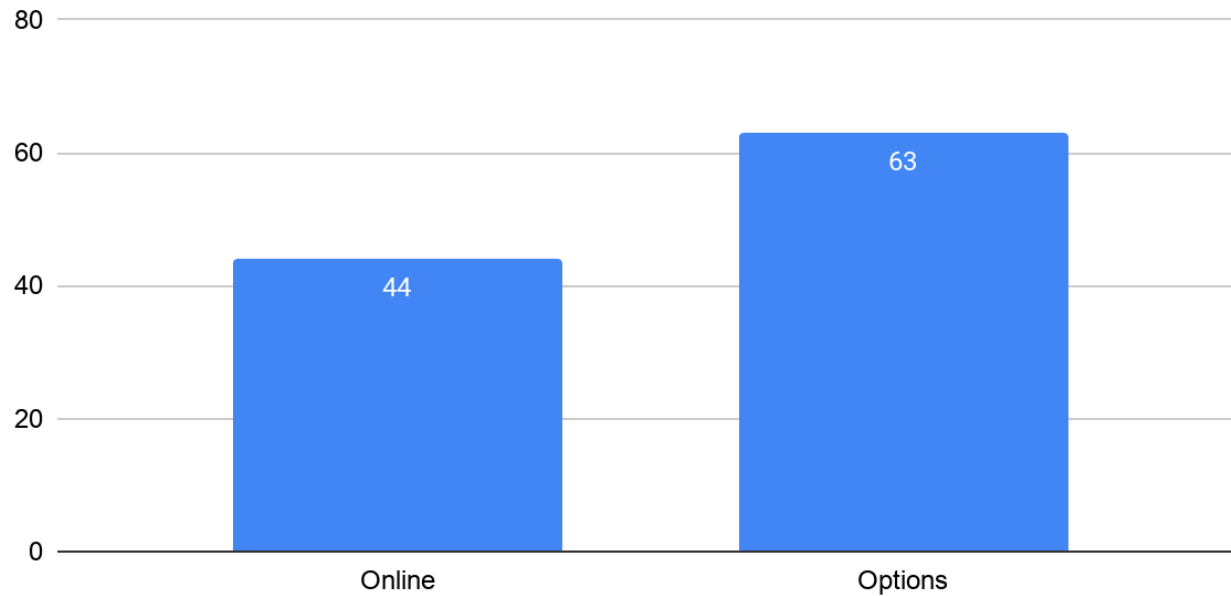
***Minimum Lexia time usage of 50% in order to Pass ELD Course***



# Special Education Department

## Scholars by Program

Count By Program



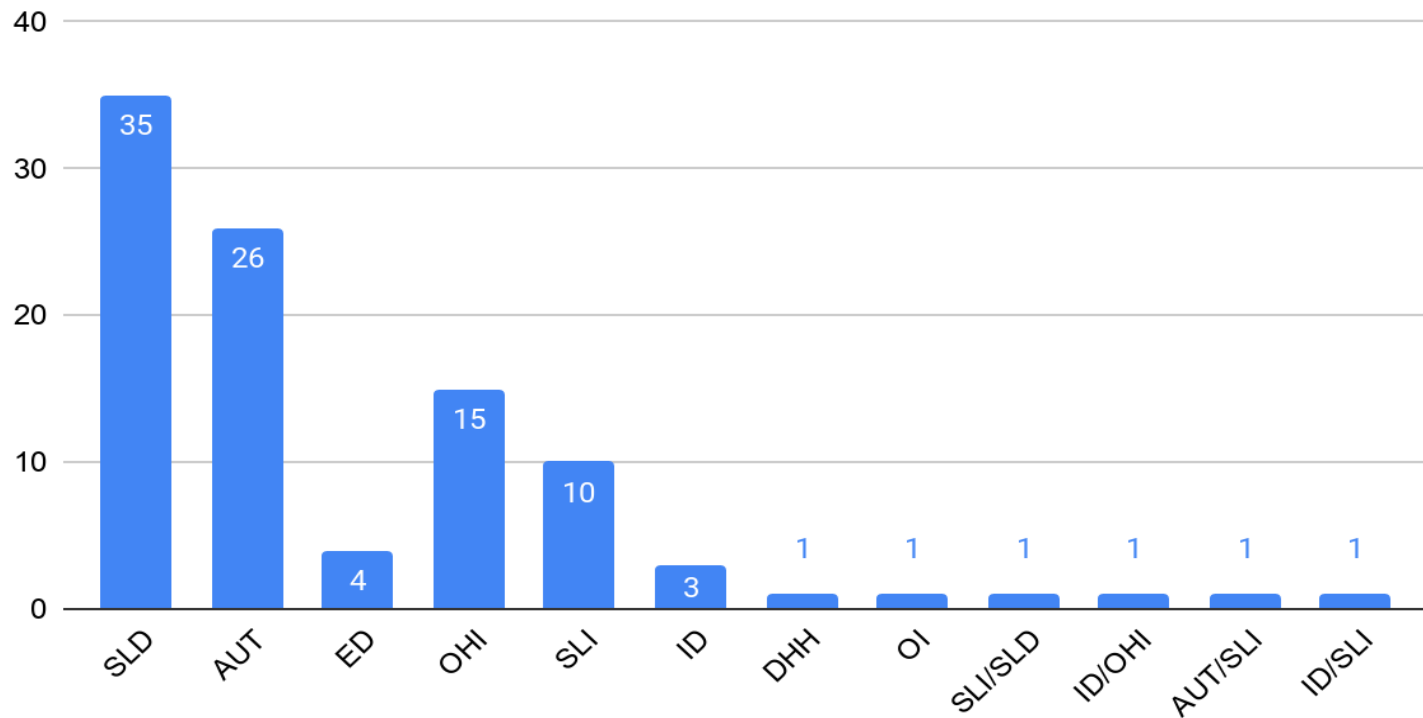
Total Scholars: 107





# Special Education Department

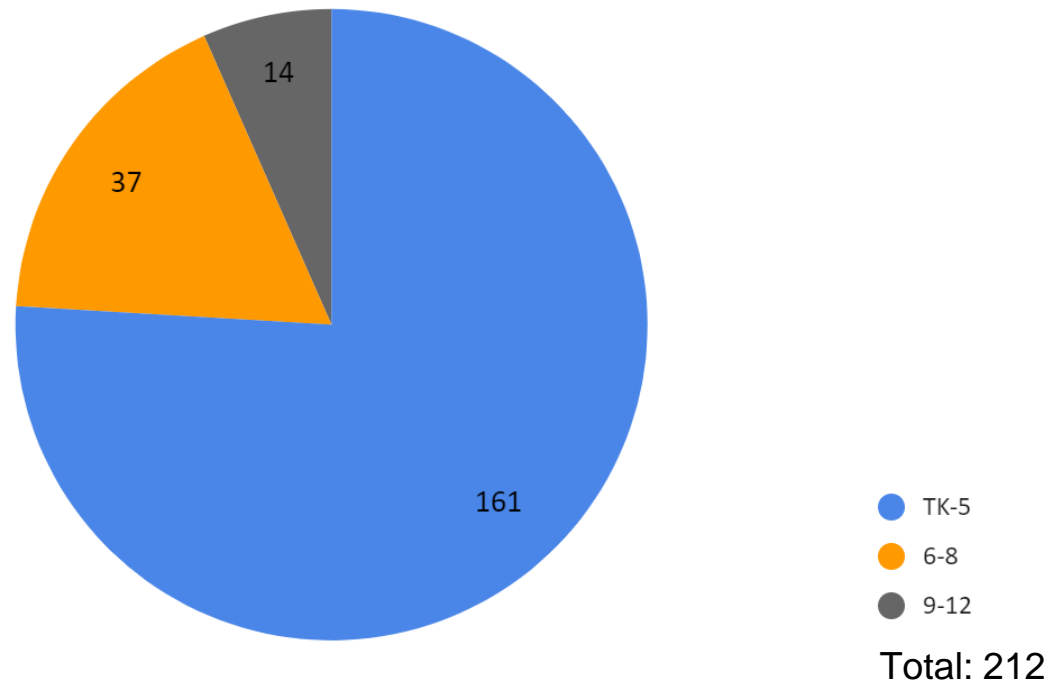
Count By Primary Disability





# Engagement Department Updates

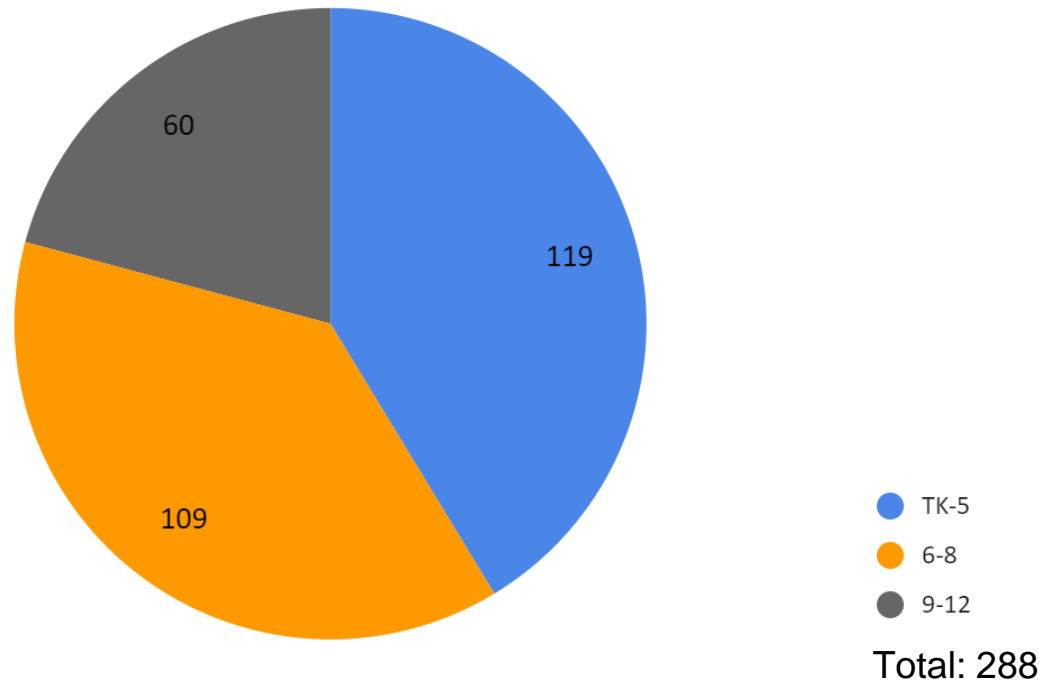
# of Total Scholar Registrations for VSW's between 11/12/2020 & 1/20/2021 (Grade Level Distinction within Charter)





# Engagement Department Updates

# of Total Scholars Across All Scholar Clubs Meetings Semester 1  
(Grade Level Distinction within Charter)





# Questions?



Contact:

Janae Smith, MA | Principal  
(805) 407-1448  
[jsmith@compasscharters.org](mailto:jsmith@compasscharters.org)  
[@JSmith\\_Compass](#)