



COMPASS
CHARTER SCHOOLS



CCS of San Diego January 2021 Update

(855) 937- 4227

CompassCharters.org

COMPASS
CHARTER SCHOOLS



Agenda

- . Mission and Vision
- . WIG
- . Charter Updates
- . Counseling
- . Curriculum & Instruction
- . Special Education and Scholar Groups
- . Engagement
- . Q & A



Our Mission and Vision

MISSION STATEMENT

Our mission is to inspire and develop innovative, creative, self-directed learners, one scholar at a time.

VISION STATEMENT

Our vision is to create a collaborative virtual learning community, inspiring scholars to appreciate the ways in which arts and sciences nurture a curiosity for life-long learning, and prepare scholars to take responsibility for their future success.



Compass Charters School-wide WIG

(Wildly Important Goal):

By focusing on scholar engagement, 100% of eligible scholars will graduate by the end of 2020/21 academic school year.



Charter Updates

CCS of San Diego

As of 1/21/21:

36 Supervising Teachers (STs)

- 11 online STs
- 25 options STs (9 OCLC)

Average Caseload: 20 (OCLC roster reduction)



Charter Updates

CCS of San Diego

Online Program

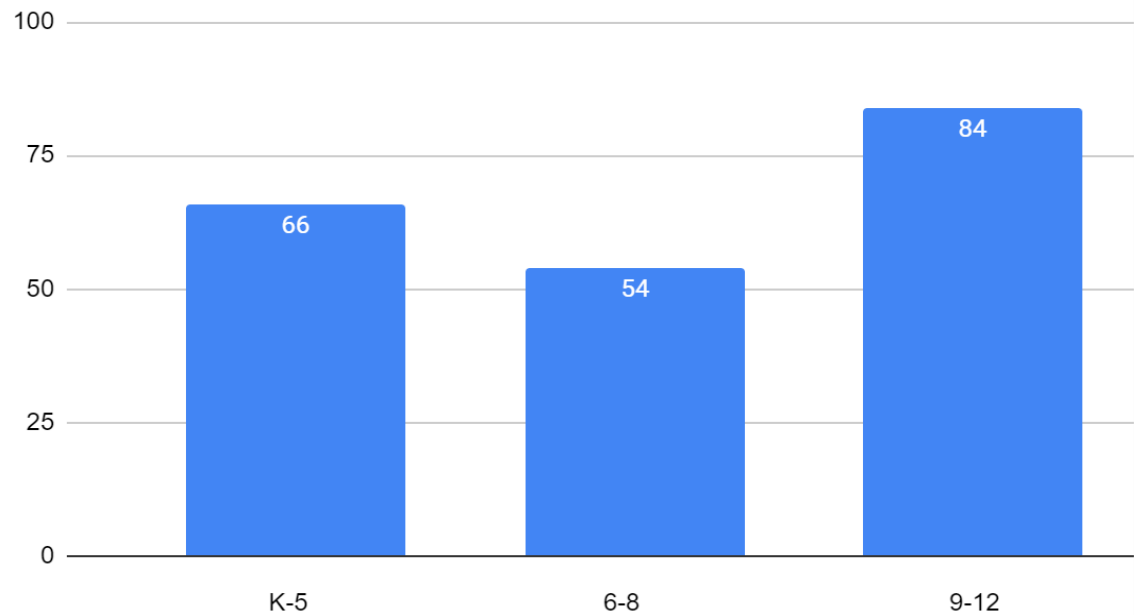
204 total enrolled
as of 1/21/21

K-5: 66

6-8: 54

9-12: 84

CCS of San Diego Online Enrollment





Charter Updates

CCS of San Diego

Options Program

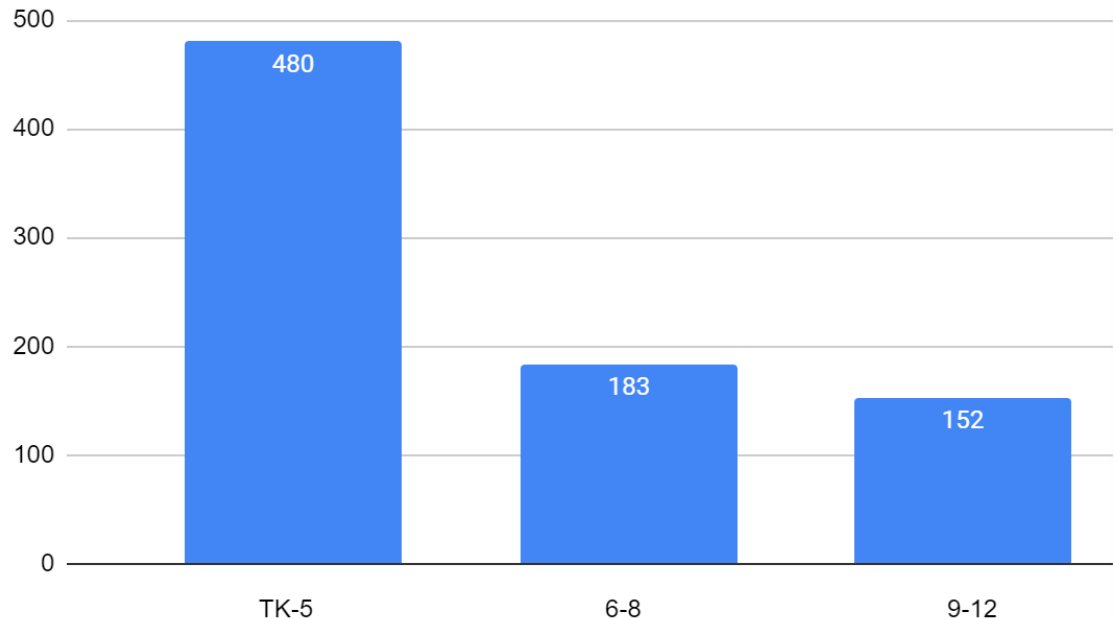
816 total enrolled as of 1/22/21

TK-5: 480

6-8: 183

9-12: 152

CCS of San Diego Options Enrollment





CCS of San Diego WIG

Lead Measures:

- **Connection Meetings**
 - Any scholar will meet monthly and/or bimonthly with staff to reflect/evaluate progress, set goals and create action plans. (measured by # of scholars attending connection meetings by learning period).
- **Course/Grade Performance**
 - 80% of scholars will be on track with course performance (passing rates for 6-12) and benchmarks (K-5, 3 times per year). Those scholar who are not on track will be identified as "at risk"
- **Attendance**
 - 95% of scholars will maintain average daily attendance requirements.



Scoreboard

Options Green-80% and above Yellow-60-79% Orange- 50-59% Red -below 50%	San Diego
	# of connections meetings
	# scholars on track
	95% of scholars will maintain average daily attendance requirements.
Online Green-80% and above Yellow-60-79% Orange- 50-59% Red -below 50%	San Diego
	# of connections meetings
	# of scholars on track
	95% of scholars will maintain average daily attendance requirements.



Highlights of WIG Progress:

- Impactful conversations & collaboration occurring during PLCs focusing on Tier 1 interventions:
 - Examining specific case studies.
 - Implementation of AVID teaching and learning strategies.
 - Utilizing MTSS framework to identify other areas of support other than academic to address social emotional barriers and behaviors.

Barriers to WIG Progress:

- Staff working with several new platforms, including a new SIS
- Awaiting data from semester 1
- Identifying fields to use in the SIS to generate meaningful data reports
- Temporary challenges collecting data by scholars' charter.



At-Risk Scholar Focus and Growth

181 scholars (18%) at-risk as of 12/11/20

87 scholars (9%) at-risk as of 1/21/21

December:

Options: 77 scholars (9%)

Online: 104 scholars (51%)

January:

Options: 32 scholars (4%)

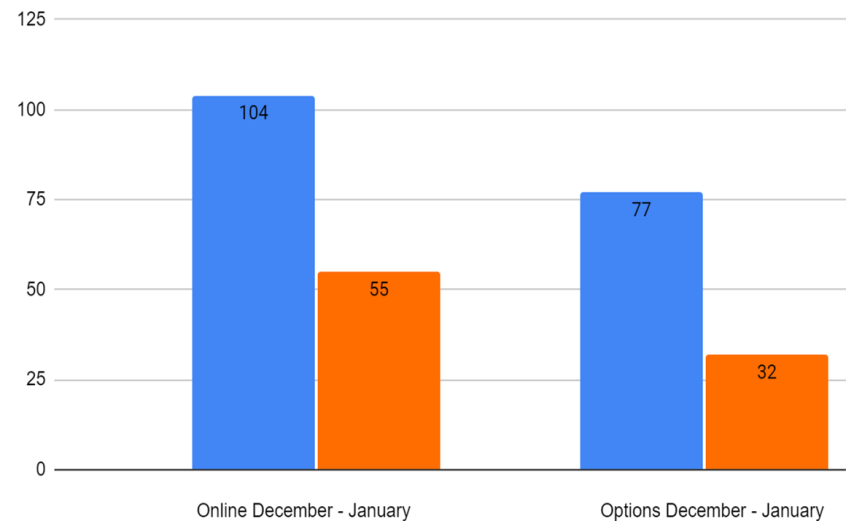
Online: 55 scholars (27%)

Outcomes:

Options: 58% decrease identified at-risk

Online: 47% decrease identified at-risk

At-Risk Comparison





Scholar Achievement




This outcome of the number of scholars identified as at-risk was positively impacted by the following implementation:

- Teachers collaborated regarding tier 1 intervention strategies to target scholar learning
 - This collaboration started in December and the result is indicated on the percent of scholars who were identified at risk at the end of the semester
- AVID Implementation
 - Further collaboration among teachers enabled AVID strategy implementation that targeted tier 1 interventions
- MTSS framework
 - Through identification of at-risk scholars, teachers were able to recommend and support tier 2 and tier 3 interventions through the MTSS framework and program



Current Online Passing Rates (1/21/21)



-  Failing enrollments: 607 (73.8%)
-  At risk enrollments: 95 (11.5%)
-  Succeeding enrollments: 120 (14.5%)

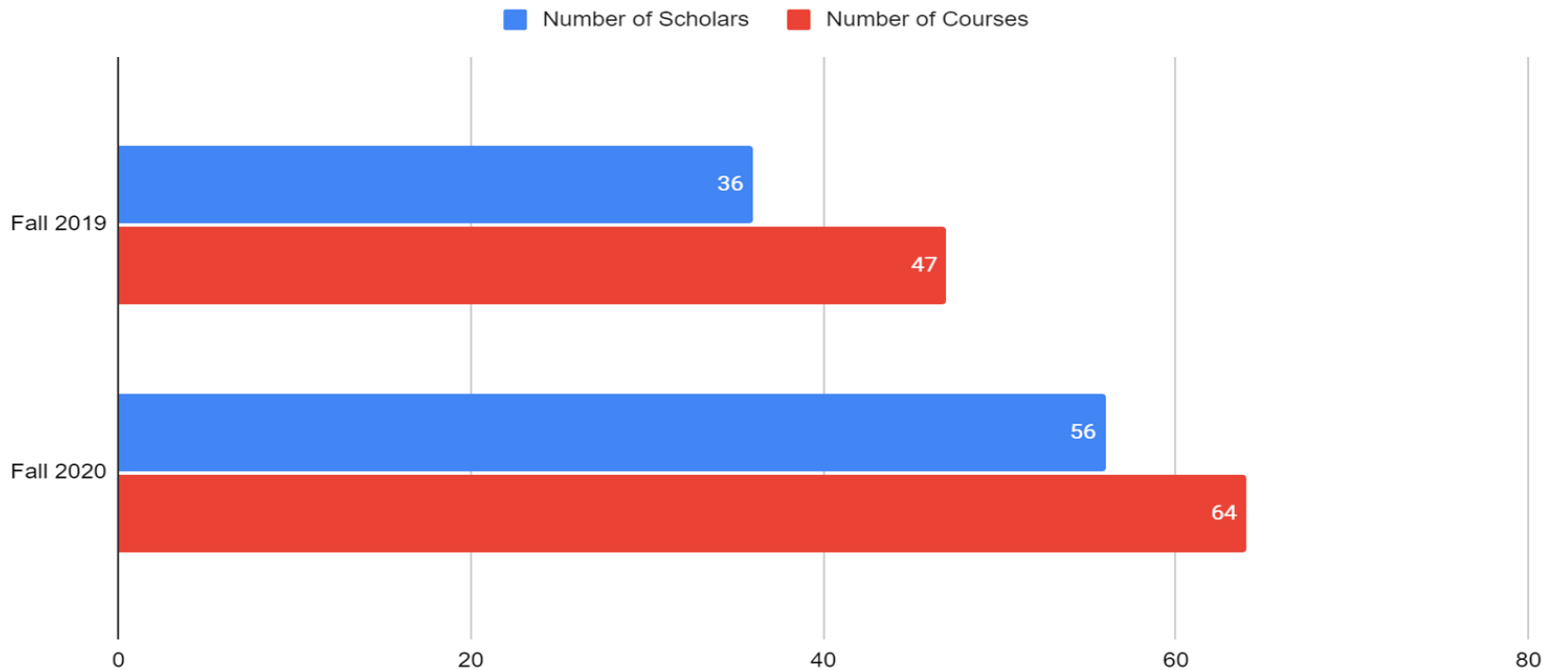
**TBD Semester 1 is ending 1/28 - we will have benchmark data (comparing initial to midyear), and passing rates by grade level for the March 2021 board meeting*

Total: 822



Counseling Services Division Updates

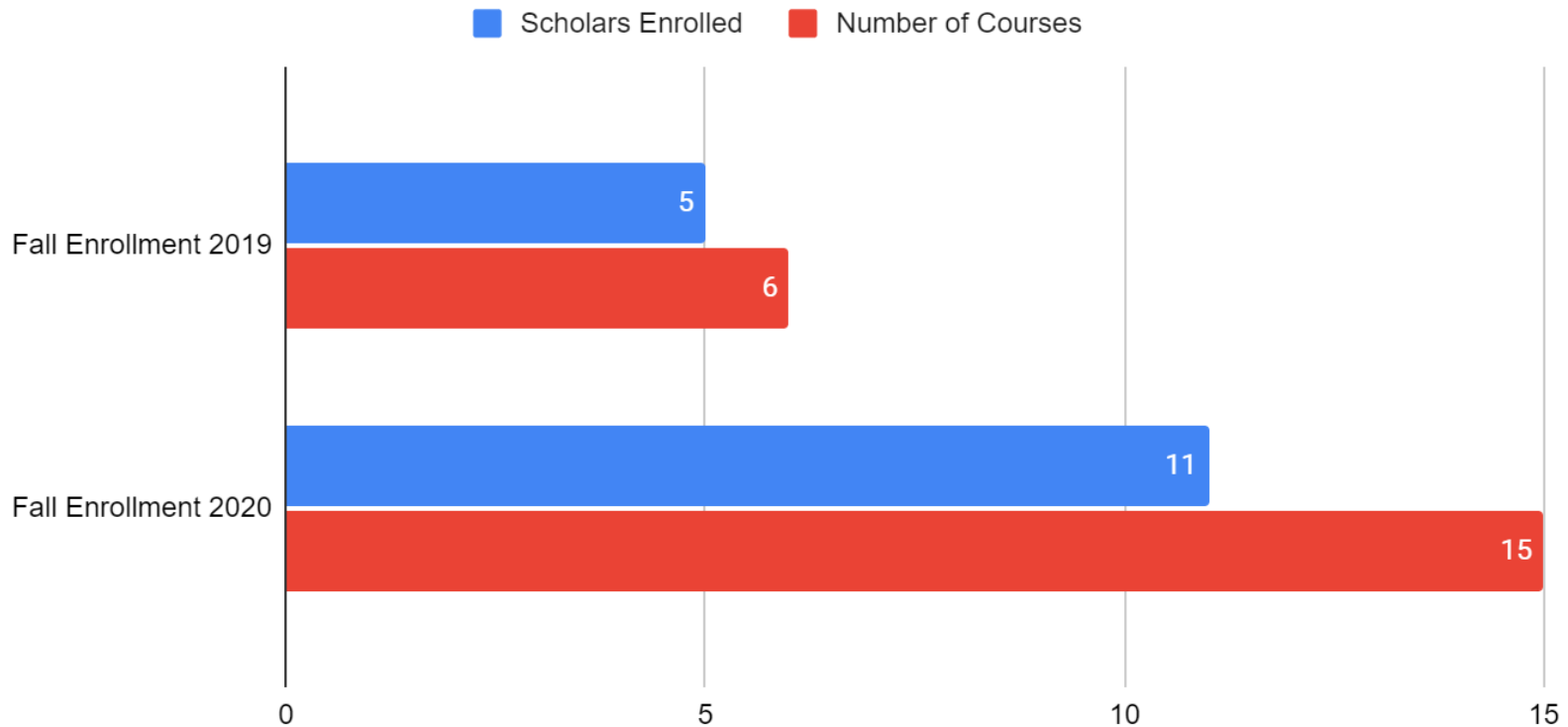
CCS of San Diego Scholar Participation Accelerated Course Options Program (ACOP)





Counseling Services Division Updates

CCS of San Diego Concurrent Enrollment Numbers





Counseling Services Division Updates



CCS of San Diego - Counseling Services: Specific Direct/Indirect Scholar Data	Areas Scholars Served by Counselors (live interactions)
Academic Scholar Planning & Progress	249
Direct Intervention Check/Connect Session	201
Colaboration (SST, IEP, 504)	36
College Application Process	22
Concurrent Enrollment	47
Conflict Resolution	4
Consutation (ASIT, Truancy)	3
CPS Consult Report	0
Crisis Response	16
FAFSA/Dream Act	4
Family Disruption (Divorce/Loss of Parent)	7
Grief/Loss	5
Learning Lab Instruction	123
Mental Health	40
Motivational (Engage in school)	32
Post Secondary Counseling	45
Referral	4
Scholarship	5
Small Group Instruction	318
Welfare Check	0
Work/Entertainment Permits	7

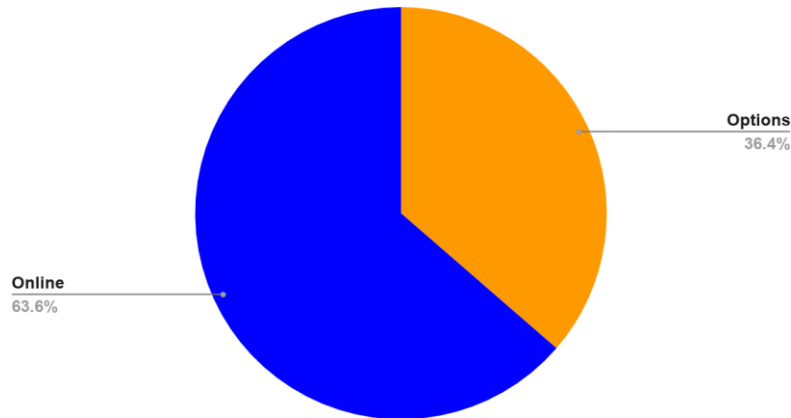


Curriculum & Instruction Department Updates

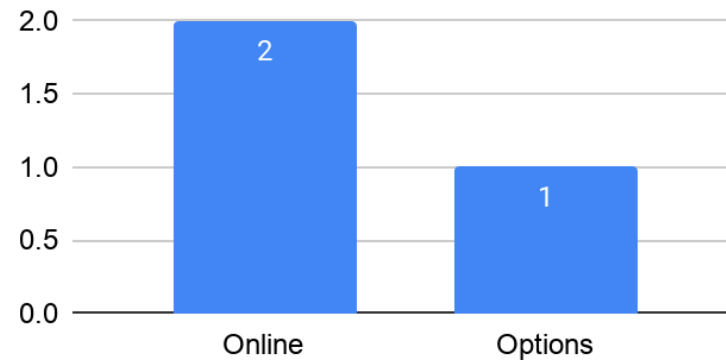
Scholar Support

504 Plans

CCS of San Diego 504s by Program



CCS of San Diego 504 Referrals



Total 504 Plans: 22

Online: 14 Options: 8

**as of January 22, 2021*

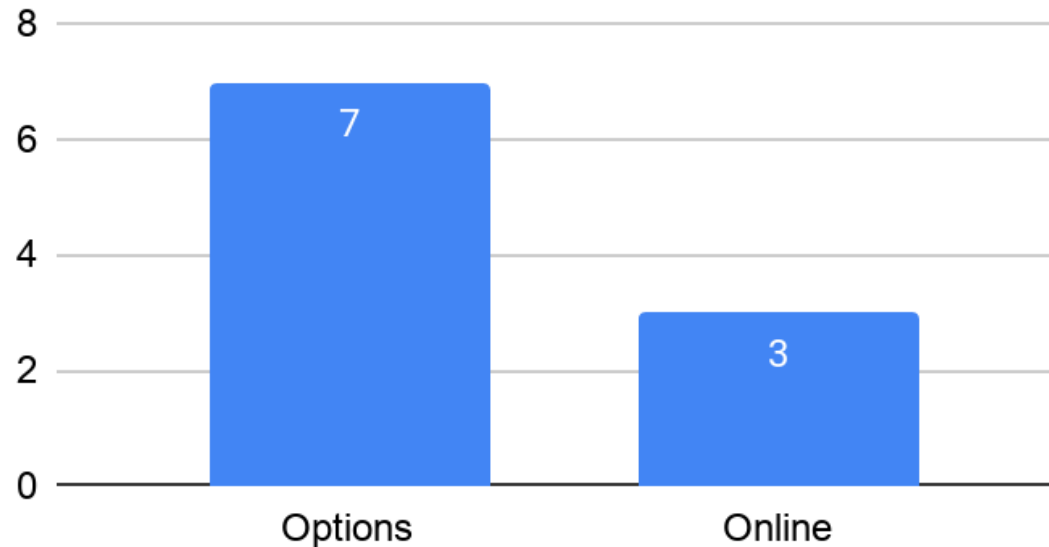


Curriculum & Instruction Department Updates

Scholar Support

Number of SST Referrals by Charter

CCS of San Diego SST Referrals



Total SST Referrals: 10

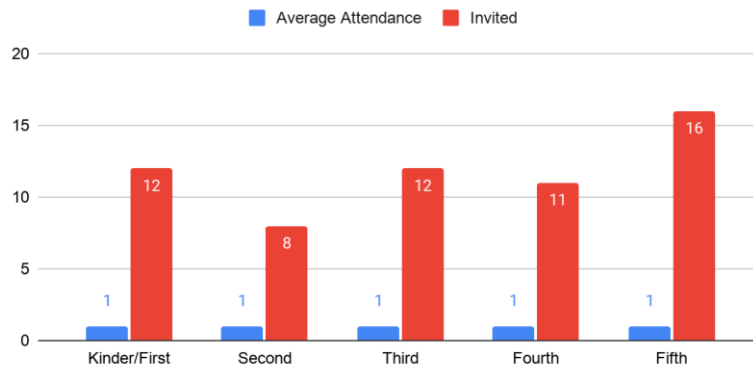
**as of January 22, 2021*



Curriculum & Instruction Department Updates

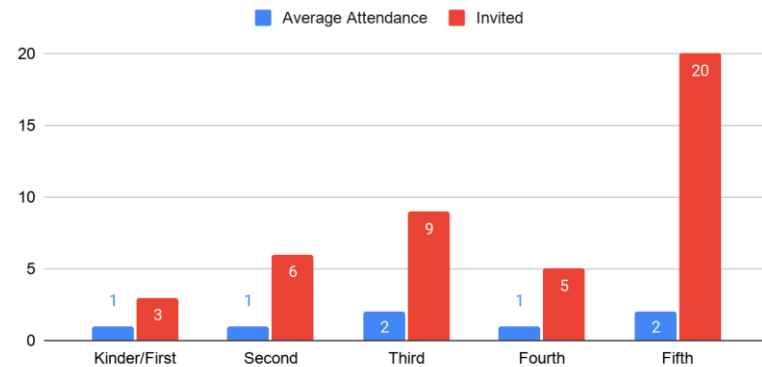
Scholar Success Updates- MTSS Scholars Tutoring Attendance CCS of San Diego TK-5th Grade

CCS of San Diego K-5 Reading Tutoring Average Attendance



K-5 Reading Tutoring Average December/January

CCS of San Diego K-5 Math Tutoring Average Attendance



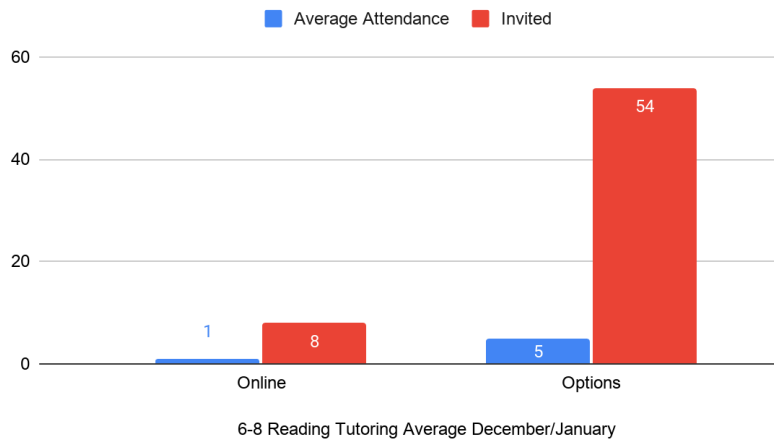
K-5 Math Tutoring Average December/January



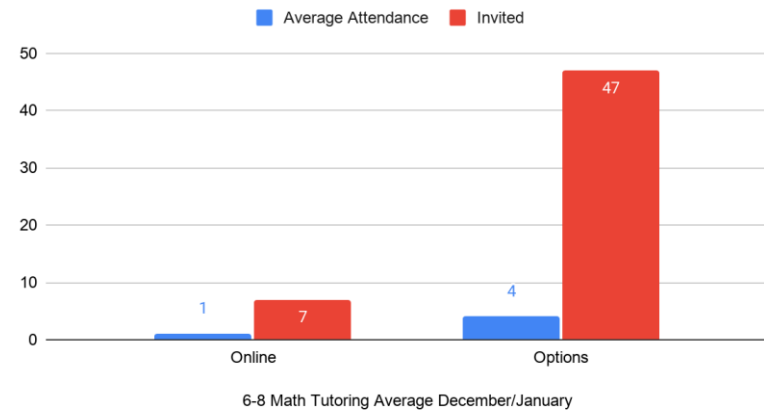
Curriculum & Instruction Department Updates

Scholar Success Updates- MTSS Scholars Tutoring Attendance CCS of San Diego 6-8th Grade

CCS of San Diego 6-8 Reading Tutoring Average Attendance



CCS of San Diego 6-8 Math Tutoring Average Attendance

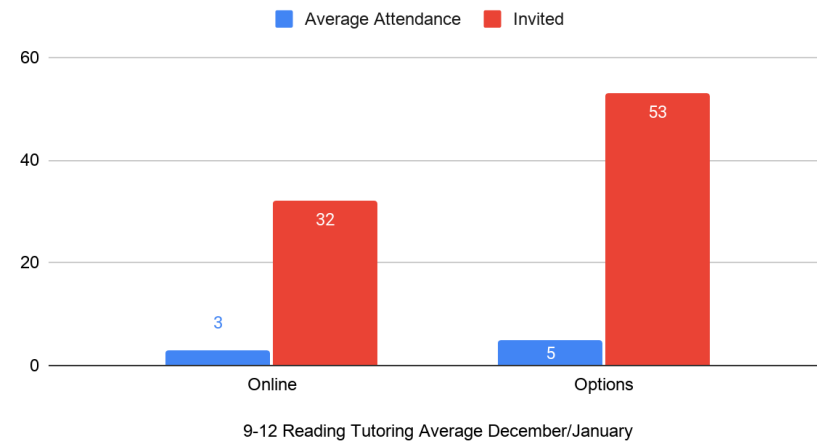




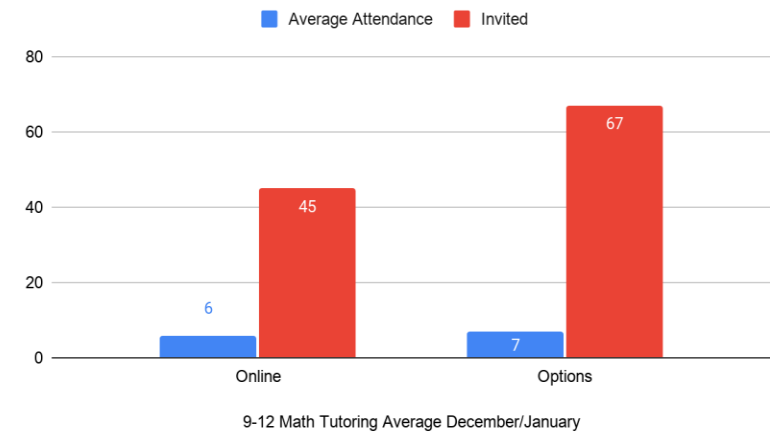
Curriculum & Instruction Department Updates

Scholar Success Updates- MTSS Scholars Tutoring Attendance CCS of San Diego 9-12th Grade

CCS of San Diego 9-12 Reading Tutoring Average Attendance



CCS of San Diego 9-12 Math Tutoring Average Attendance



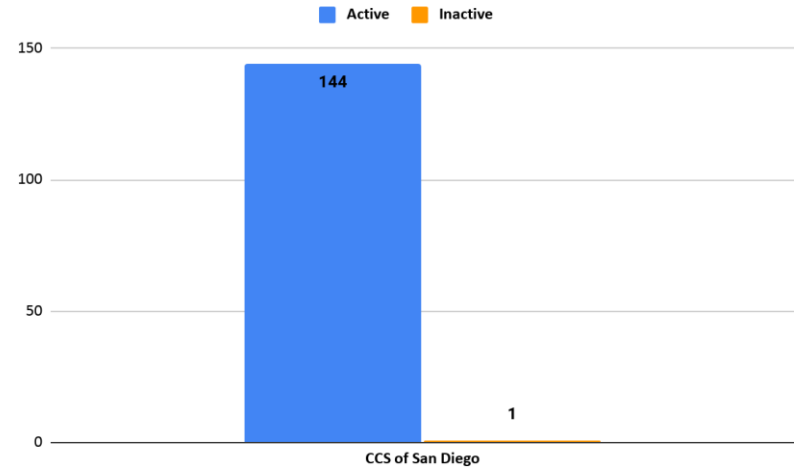
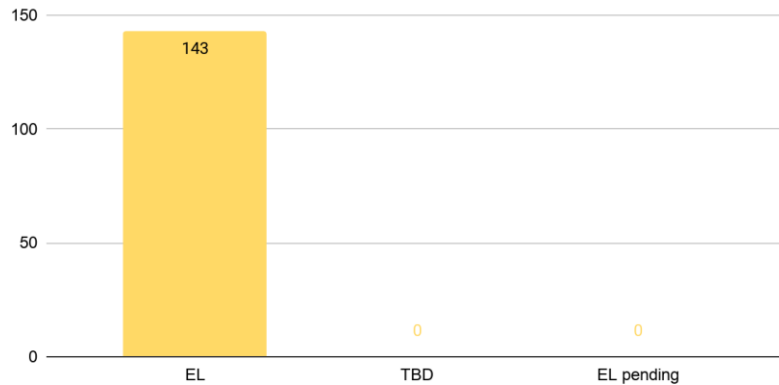


Curriculum & Instruction Department Updates

English Learner (EL) Department- CCS of San Diego
Number of EL Scholars (143) & ELD Curriculum Use
Active/Inactive in Lexia, Scholars (145 total)

English Learner Counts

CCS of San Diego

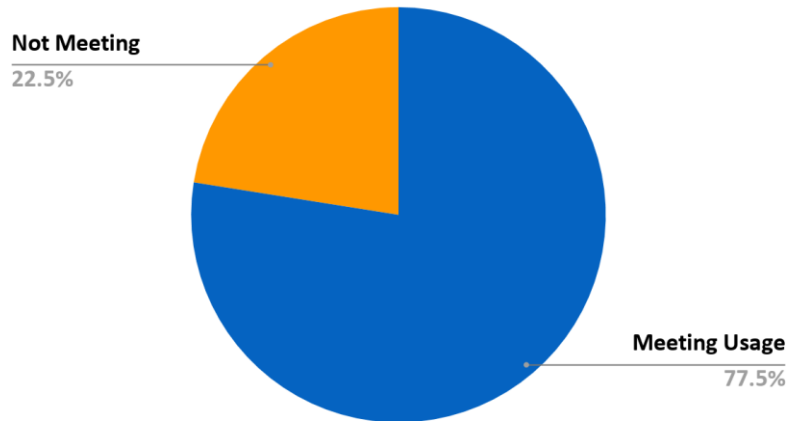




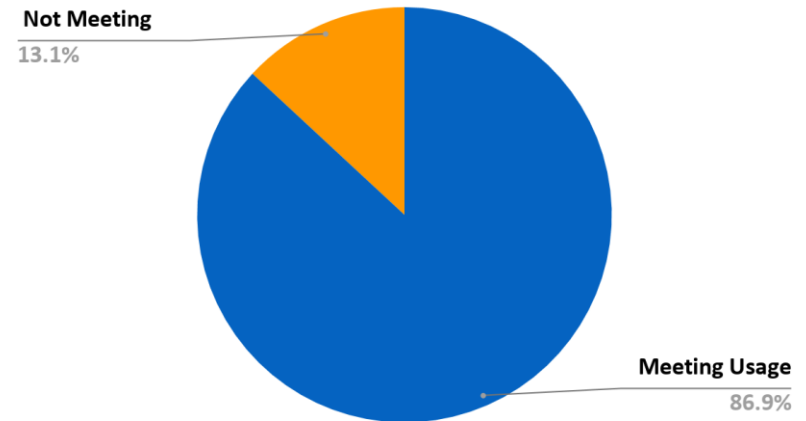
Curriculum & Instruction Department Updates

CCS of San Diego Scholar Progress in Meeting Minimum Usage (145 scholars as of 12/31/20)

CCS San Diego- October 31, 2020



CCS San Diego- December 31, 2020

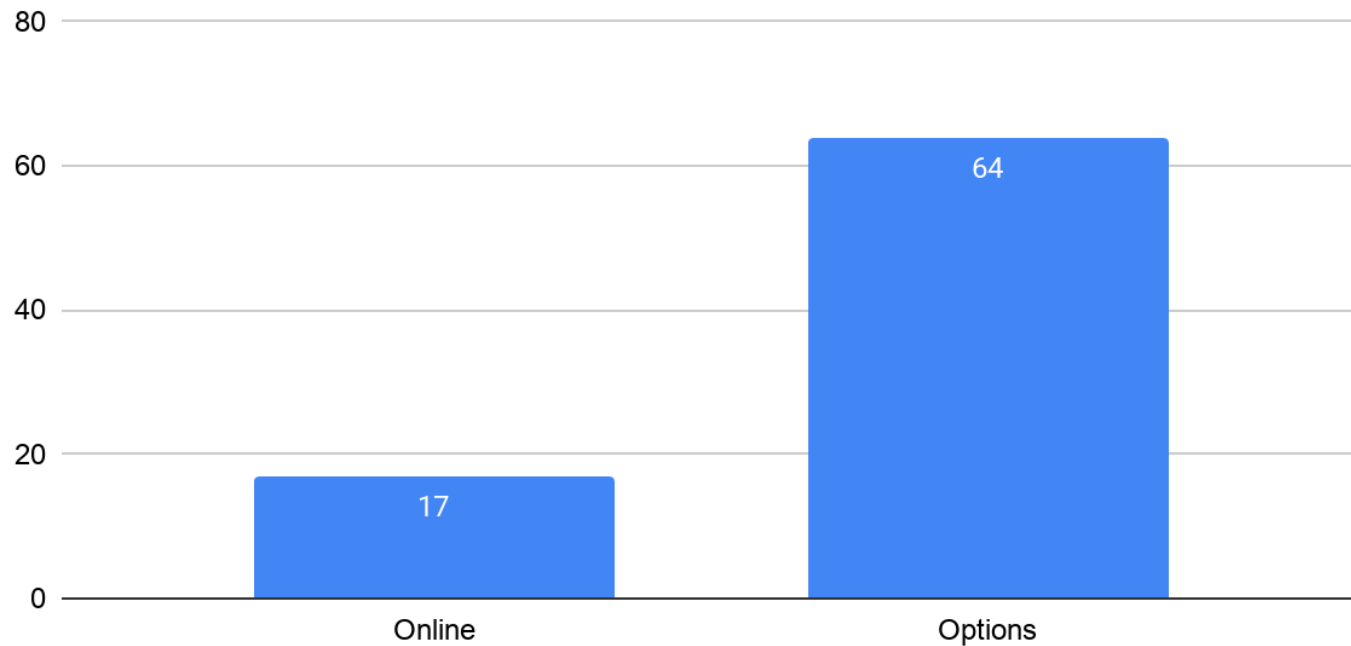


Minimum Lexia time usage of 50% in order to Pass ELD Course



Special Education Department

Scholars By Program

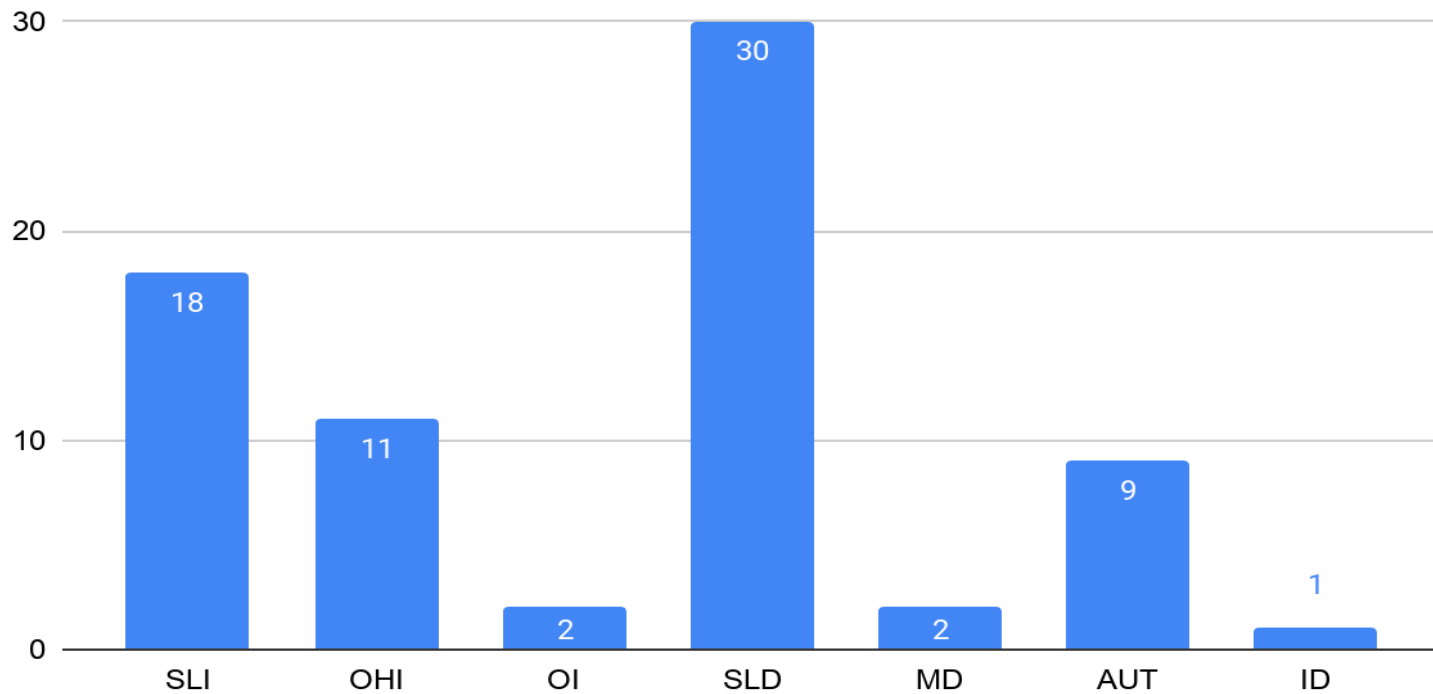


Total Scholars: 81



Special Education Department

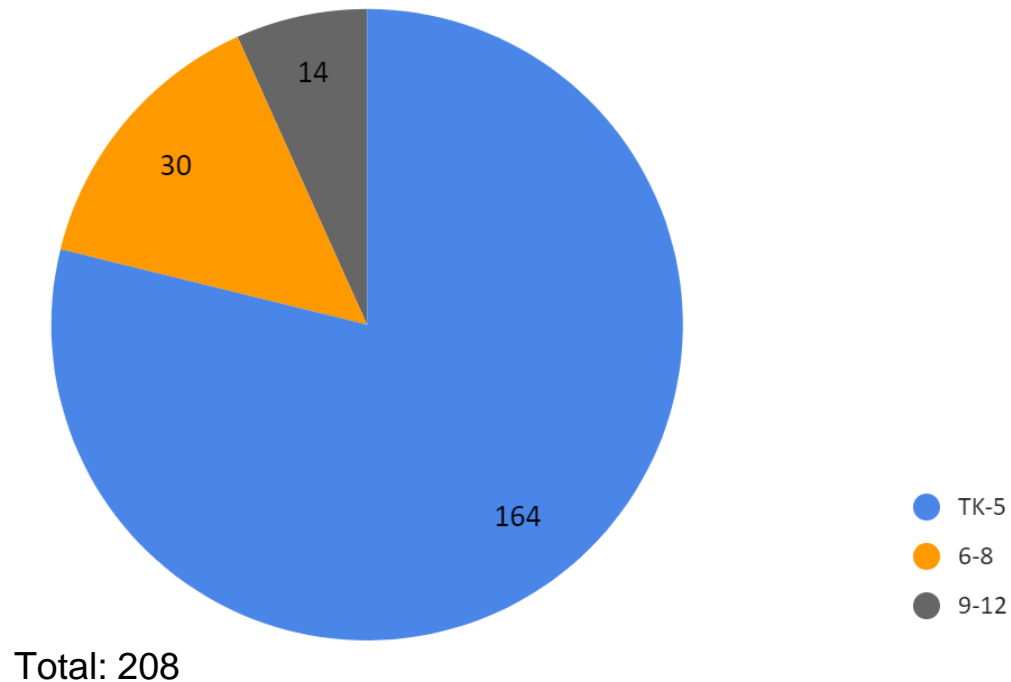
Count By Primary Disability





Engagement Department Updates

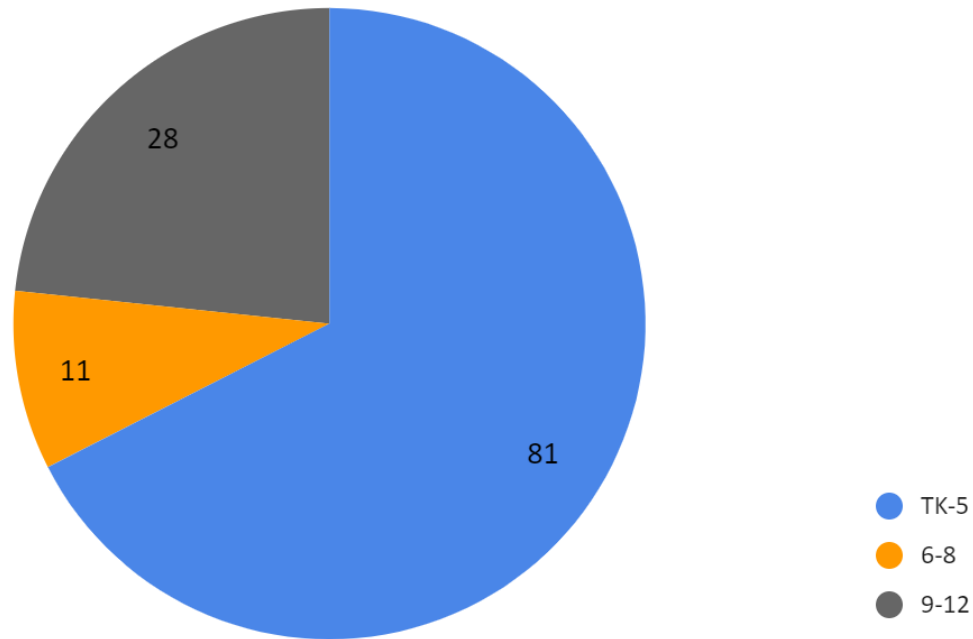
of Total Scholar Registrations for VSW's between 11/12/2020 & 1/20/2021 (Grade Level Distinction within Charter)





Engagement Department Updates

of Total Scholars Across All Scholar Clubs Meetings Semester 1
(Grade Level Distinction within Charter)



Total: 120



Questions?



Contact:

Kasey Wingate, MS | Principal

(805) 405.3578

kwingate@compasscharters.org

@cccsmrswingate