



COMPASS
CHARTER SCHOOLS



2019-20 Budget Update

September 2019

(855) 937- 4227

CompassCharters.org

COMPASS
CHARTER SCHOOLS



Our Mission and Vision

MISSION STATEMENT

Our mission is to inspire and develop innovative, creative, self-directed learners, one scholar at a time.

VISION STATEMENT

Our vision is to create a collaborative virtual learning community, inspiring scholars to appreciate the ways in which arts and sciences nurture a curiosity for life-long learning, and prepare scholars to take responsibility for their future success.

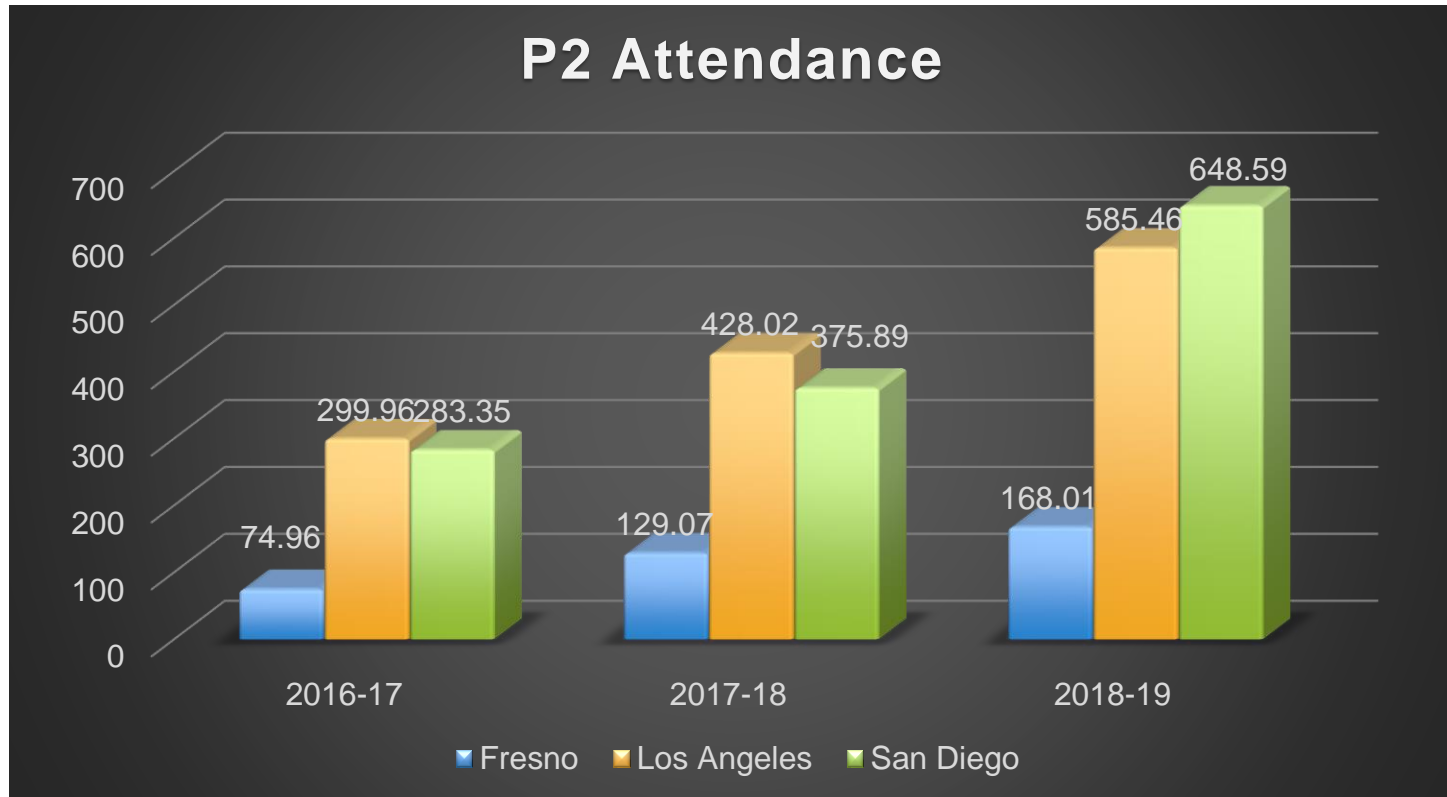


Agenda

- 2018-19 Review
- Enrollment Update
- Fiscal Impacts
- 2019-20 Update
- Q & A



P2 Attendance Comparison





Revenue

FY18 -19 Actuals

Fresno	Los Angeles	San Diego	Home Office	Total
\$1,941,772	\$6,546,847	\$6,925,018	\$631,635	\$16,045,273

FY18 -19 Projected

Fresno	Los Angeles	San Diego	Home Office	Total
\$1,753,057	\$5,822,937	\$5,810,999	\$49,750	\$13,436,743



Expenses

FY19 Actuals

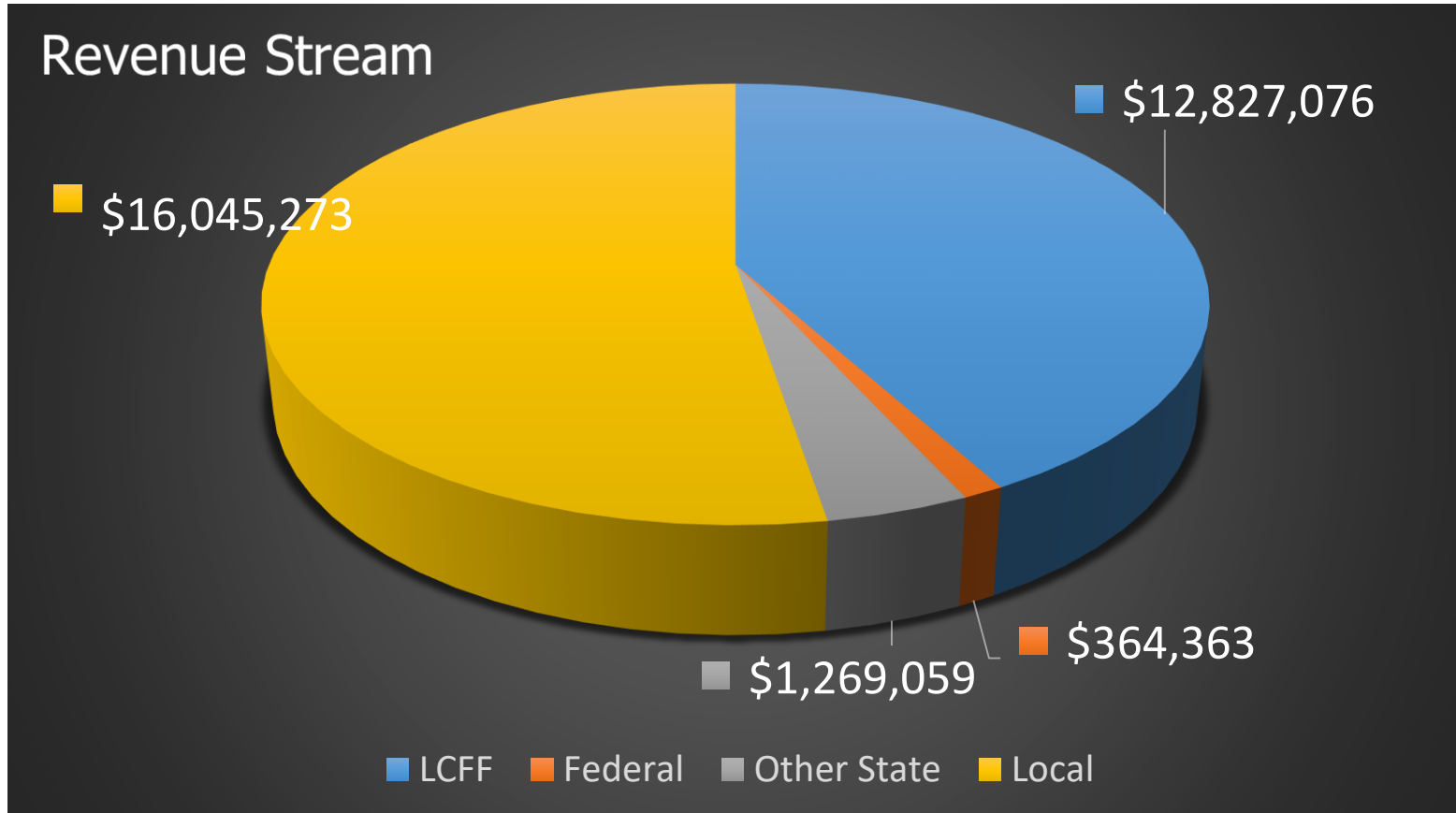
Fresno	Los Angeles	San Diego	Home Office	Total
\$1,943,770	\$6,558,638	\$6,861,360	\$71,214	\$15,434,981

FY19 Projected

Fresno	Los Angeles	San Diego	Home Office	Total
\$1,658,115	\$5,571,949	\$6,558,638	\$49,750	\$12,830,446

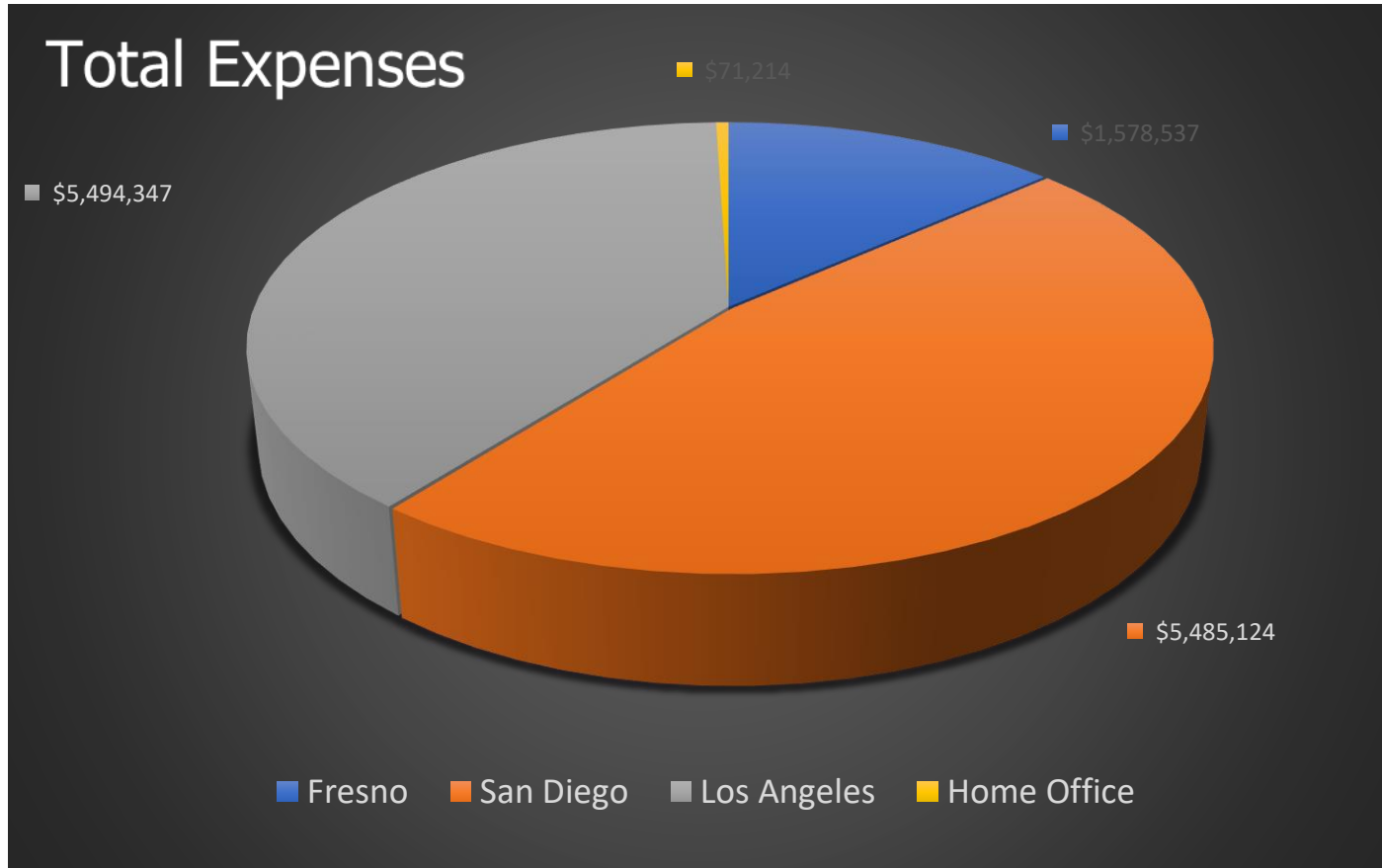


FY18-19 Actuals



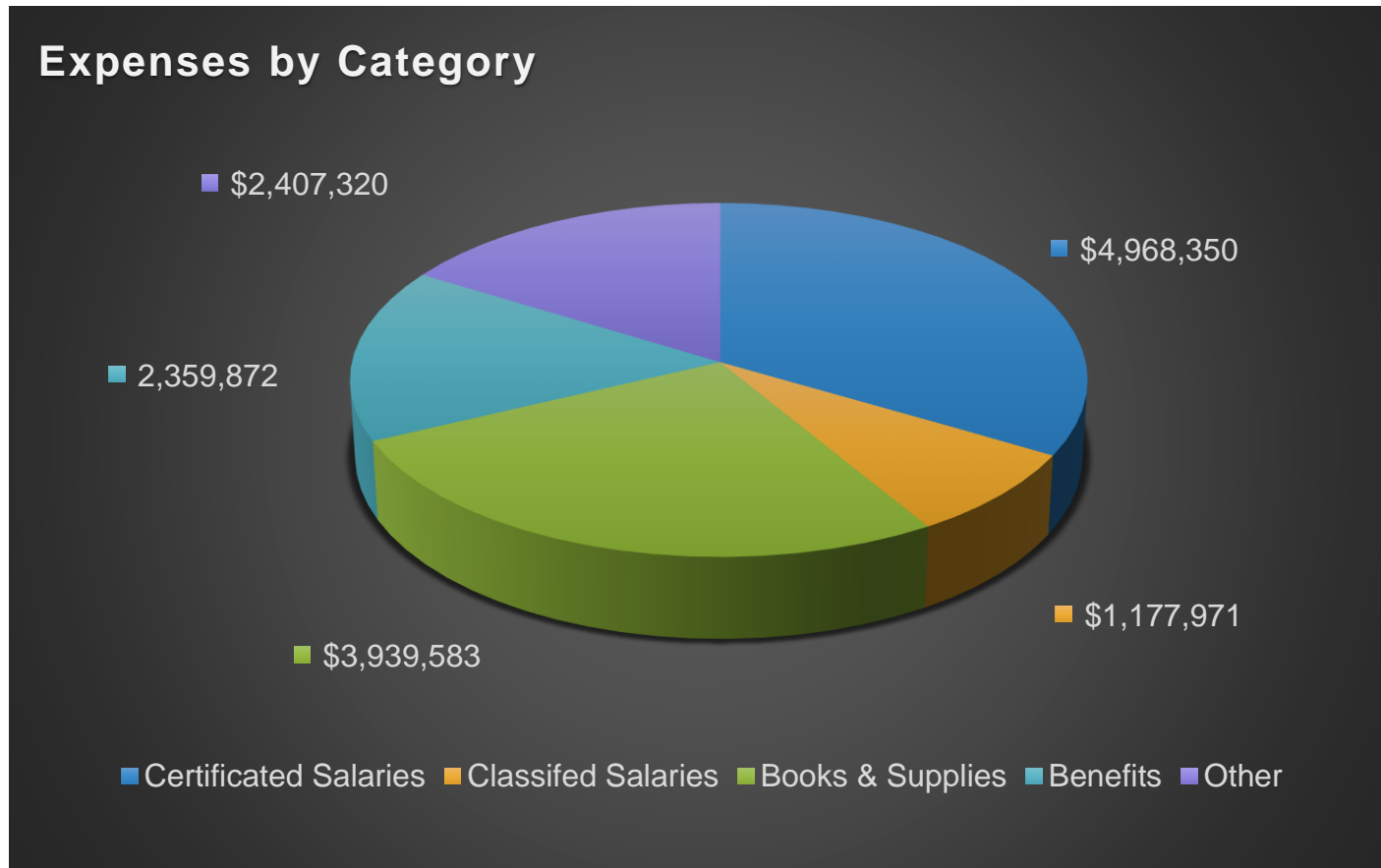


FY18-19 Actuals





FY18-19 Actuals





Enrollment Update

FY 19-20 Enrollment Forecast

Los Angeles	San Diego	Yolo	Total
702	829	500	2,031

Enrollment as of September 3

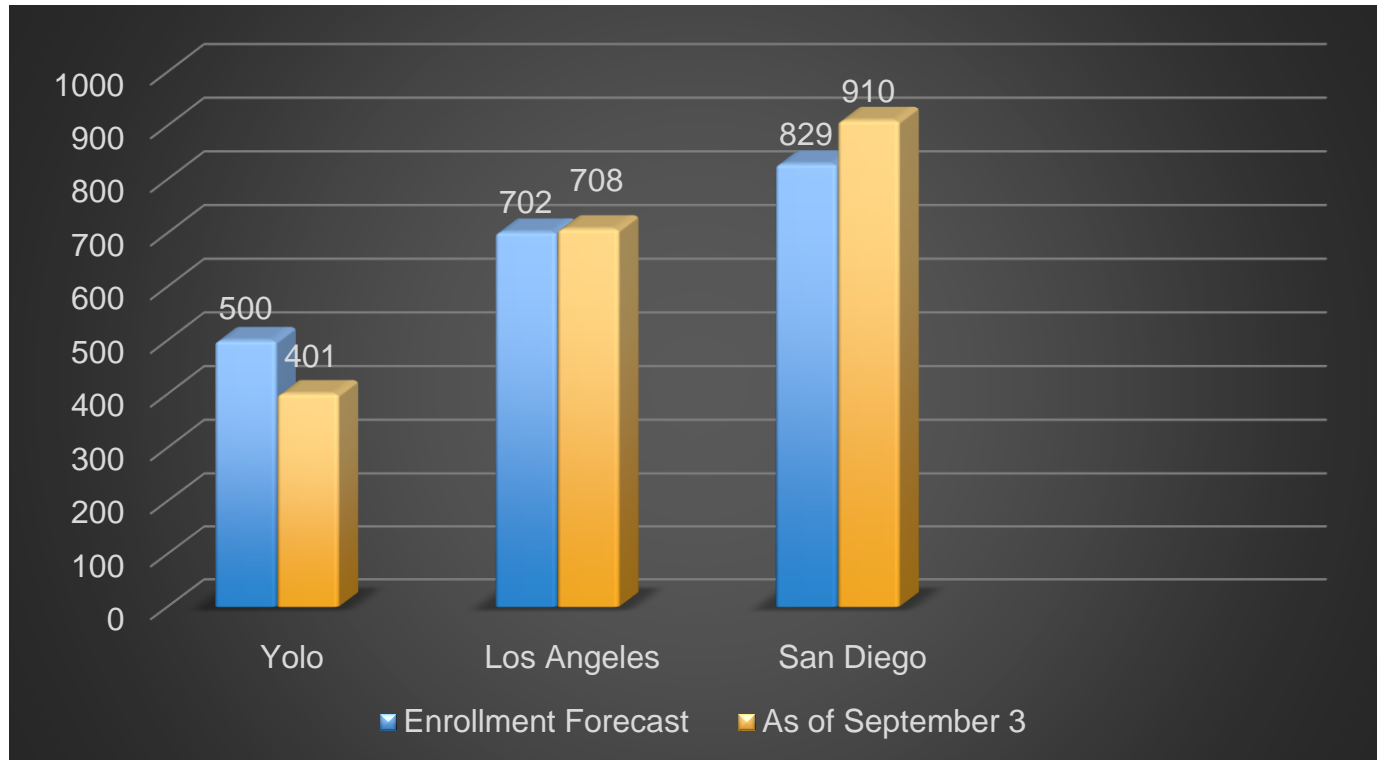
Los Angeles	San Diego	Yolo	Total
708	910	401	2,019

Enrollment as of September 23

Los Angeles	San Diego	Yolo	Total
826	1,205	590	2,621



Enrollment Update





Fiscal Impacts

Grade Span	LCFF Base Grant
TK-3	\$7,702
4-6	\$7,818
7-8	\$8,050
9-12	\$9,572

Grade Span	Grade Span Adjustment
TK-3	\$801
9-12	\$243



FY19-20 Revenue Projections

Los Angeles	San Diego	YOLO	Home Office	Total
\$8,506,186	\$11,798,389	\$6,226,721	\$0	\$26,541,297

FY19-20 Expense Projections

Los Angeles	San Diego	YOLO	Home Office	Total
\$8,237,495	\$11,310,550	\$5,868,805	\$0	\$25,416,850

Based on enrollment of 2,599 scholars



19-20 Principal Apportionment Payment Schedule

School	Advance Principal Apportionment	July Payment	August Payment	September Payment	October Payment	November Payment	December Payment	January Payment	Total Advance Payments
Compass Charter Schools of Los Angeles	NA	\$ 266,774	\$ 266,774	\$ 480,192	\$ 480,192	\$ 480,192	\$ 480,192	\$ 480,192	\$ 2,934,508
Compass Charter Schools of San Diego	NA	\$ 174,520	\$ 174,520	\$ 314,136	\$ 314,136	\$ 314,136	\$ 314,136	\$ 314,136	\$ 1,919,720
Compass Charter School of Yolo	\$ 1,426,494*	\$ 404,811	\$ 404,811	\$ 404,811	\$ 404,811	\$ 404,811	\$ 404,811	\$ 404,811	\$ 3,855,389
Total	\$ 1,426,494	\$ 846,105	\$ 846,105	\$ 1,199,139	\$ 1,199,139	\$ 1,199,139	\$ 1,199,139	\$ 1,199,139	\$ 8,709,617

*Pupil Estimates for New or Significantly Expanding Charters (PENSEC)



Questions?



Contact:

Lisa Fishman | Assistant Superintendent & Chief Financial Officer

(818) 732-4692

lfishman@compasscharters.org

[@CCSCFO](#)