



COMPASS

CHARTER SCHOOLS

2018-19 Budget Update
June 2019

(855) 937- 4227

CompassCharters.org



Agenda

- Enrollment Update
- P2 Review
- Fiscal Impacts
- Q & A



Enrollment Update

Enrollment Forecast

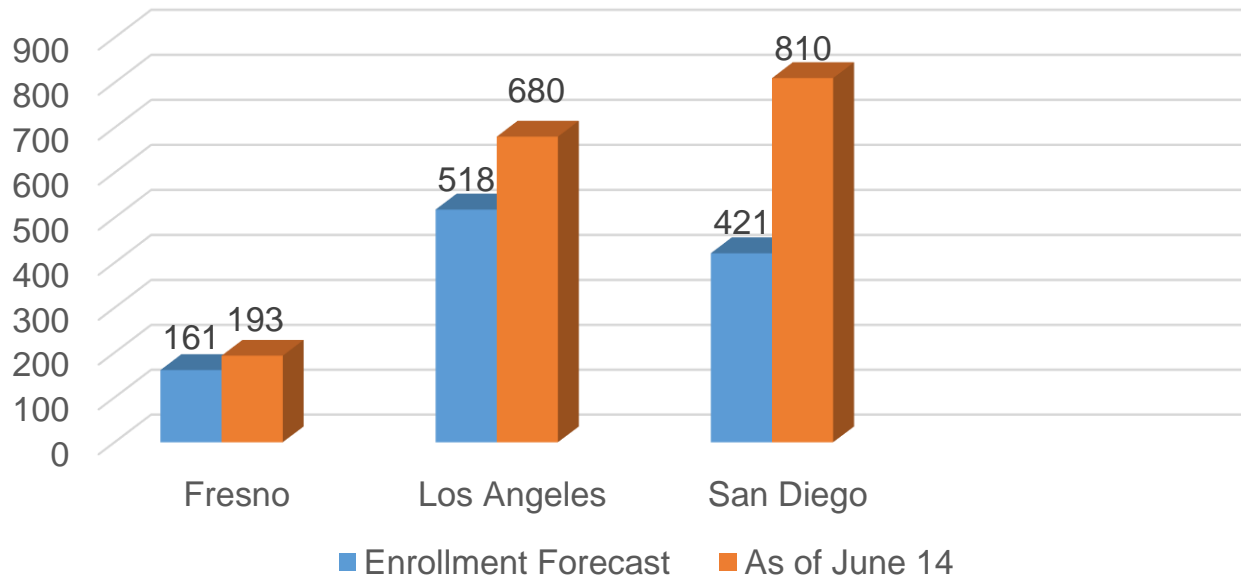
Fresno	Los Angeles	San Diego	Total
161	518	421	1,100

Enrollment as of June 14

Fresno	Los Angeles	San Diego	Total
193	680	810	1,683



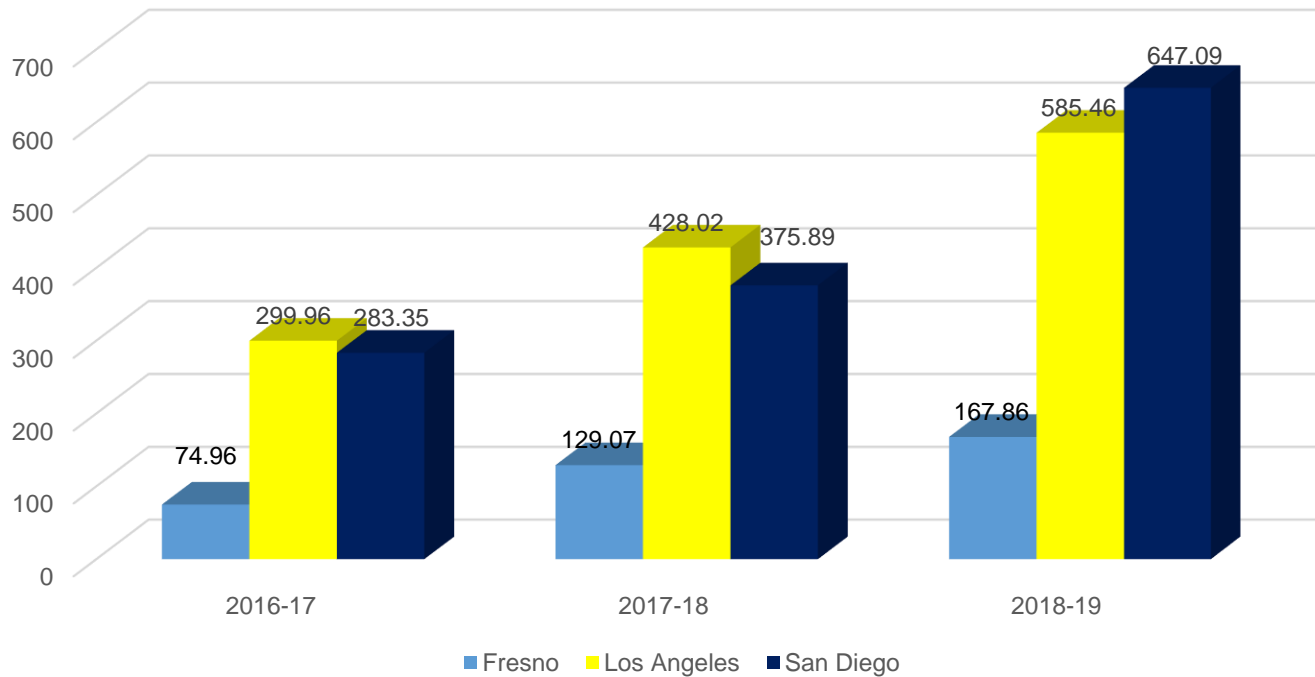
Enrollment Update





P2 Attendance Comparison

P2 Attendance





Fiscal Impacts

Grade Span	LCFF Base Grant
TK-3	\$7,459
4-6	\$7,571
7-8	\$7,796
9-12	\$9,034

Grade Span	Grade Span Adjustment
TK-3	\$776
9-12	\$235



Revenue

FY19 as of June 15

Fresno	Los Angeles	San Diego	Home Office	Total
\$1,509,356	\$5,079,934	\$4,834,657	\$50,370	\$11,474,318

FY19 Projected Total

Fresno	Los Angeles	San Diego	Home Office	Total
\$1,753,057	\$5,822,937	\$5,810,999	\$49,750	\$13,436,743



Expenses

FY19 as of June 15

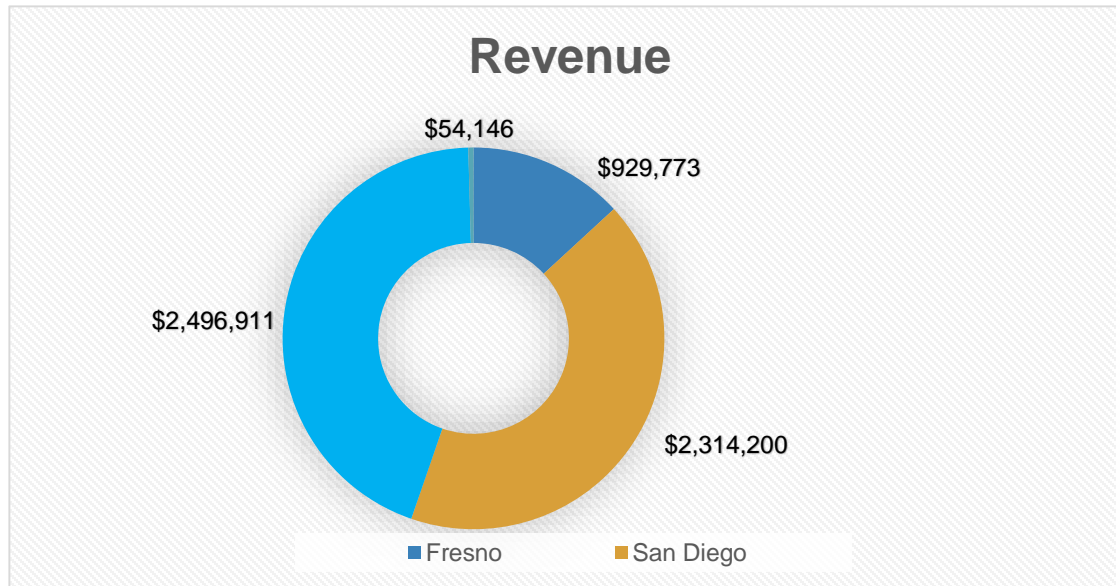
Fresno	Los Angeles	San Diego	Home Office	Total
\$1,578,537	\$5,494,347	\$5,485,124	\$71214	12,950,960

FY19 Projected

Fresno	Los Angeles	San Diego	Home Office	Total
\$1,658,115	\$5,571,949	\$5,513,169	\$49,750	\$12,830,446



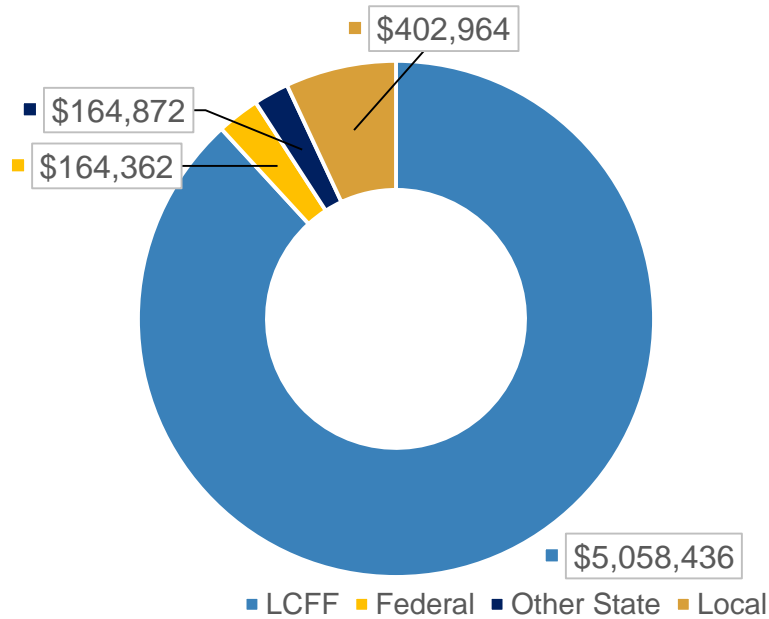
FY19 Actuals as of June 15





FY19 Actuals To Date

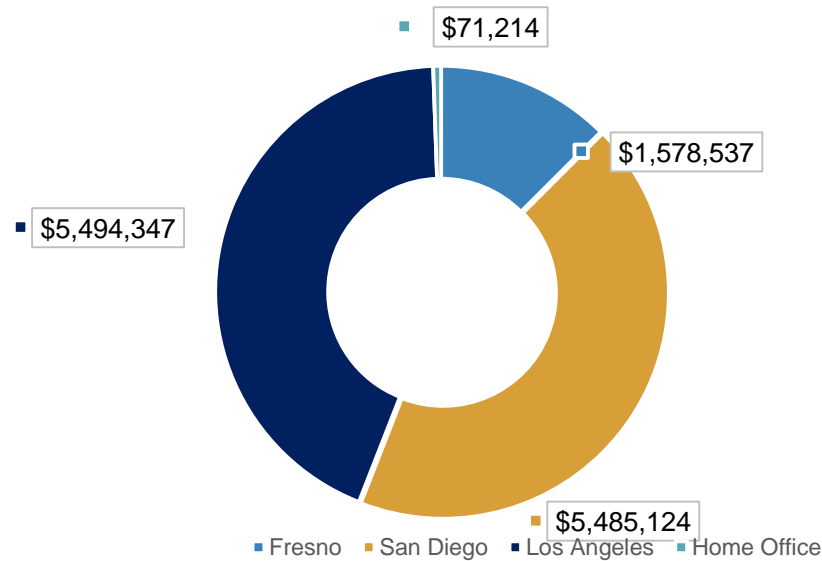
Revenue Stream





FY19 Actuals as of June 15

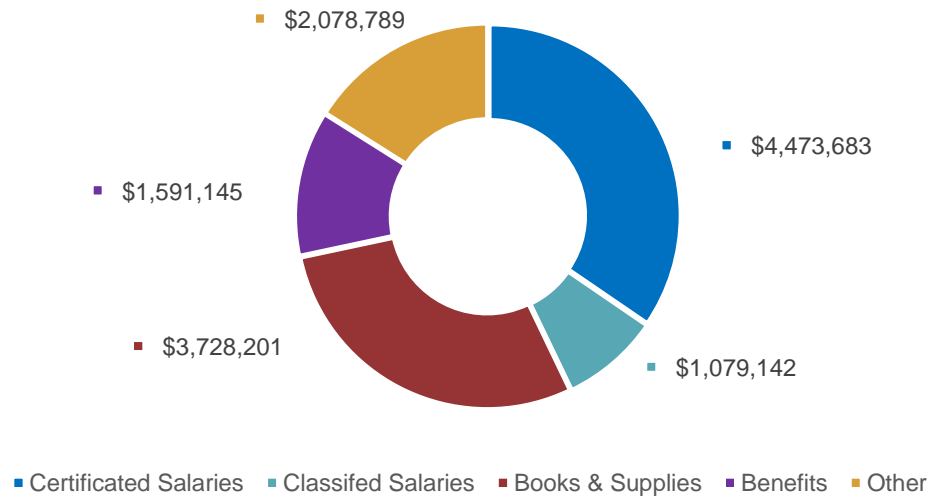
Expenses





FY19 Actuals as of June 15

Expenses by Category





Questions?



Contact:

Lisa Fishman | Assistant Superintendent of Business Services

(818) 732-4692

lfishman@compasscharters.org

[@ccsbizservices](#)