



VALED Leadership Report

Principal: Peter Cohen

20-21 Spring Administration (Marblehead)

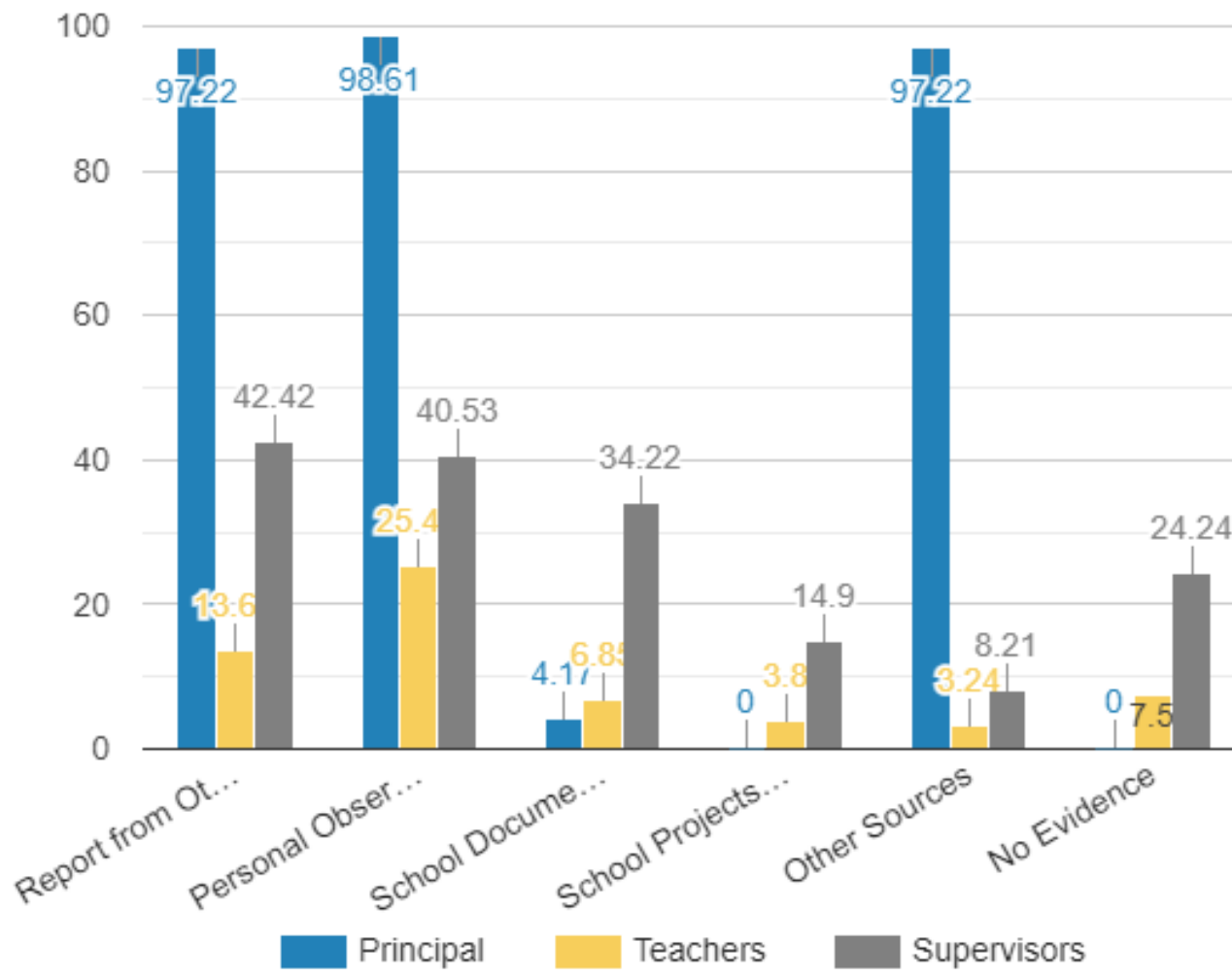
Response Summary

Respondent Groups	Possible Respondents	Actual Respondents	Percent Responding
Principal	1	1	100.00
Teachers	43	30	69.77
Supervisors	12	11	91.67

Evidence Summary

Evidence Used	Reports from Others	Personal Observation	School Documents	School Projects/Activities	Other Source	No Evidence
Principal	70 (97.22%)	71 (98.61%)	3 (4.17%)	0 (0%)	70 (97.22%)	0 (0%)
Teachers	147 (13.61%)	275 (25.46%)	74 (6.85%)	41 (3.80%)	35 (3.24%)	81 (7.50%)
Supervisors	336 (42.42%)	321 (40.53%)	271 (34.22%)	118 (14.90%)	65 (8.21%)	192 (24.24%)

Evidence Chart



VALED Leadership Report

Principal: Peter Cohen 20-21 Spring Administration (Marblehead)

Scores

Overall Effectiveness Score

Mean Score	Performance Level	Percentile Rank
3.00	Below Basic	5

Standard Error of Measurement: .05%

Summary of Core Components Score

	Mean Score	Performance Level	Percentile Rank
High Standard for Student Learning	3.00	Below Basic	4.5
Rigorous Curriculum	2.78	Below Basic	2.2
Quality Instruction	2.71	Below Basic	-
Culture of Learning and Professional Behavior	3.25	Below Basic	10
Connects to external community	3.16	Below Basic	21.4
Performance Accountability	2.98	Below Basic	10

Summary of Key Processes Scores

	Mean Score	Performance Level	Percentile Rank
Planning	3.07	Below Basic	7.7
Implementing	3.10	Below Basic	10.9
Supporting	3.10	Below Basic	4.5
Advocating	3.33	Basic	25
Communicating	2.72	Below Basic	0.4
Monitoring	2.87	Below Basic	3.1

Core Components Total Effectiveness

Principal	Teacher	Supervisor
2.76	2.98	3.20

Key Processes Total Effectiveness

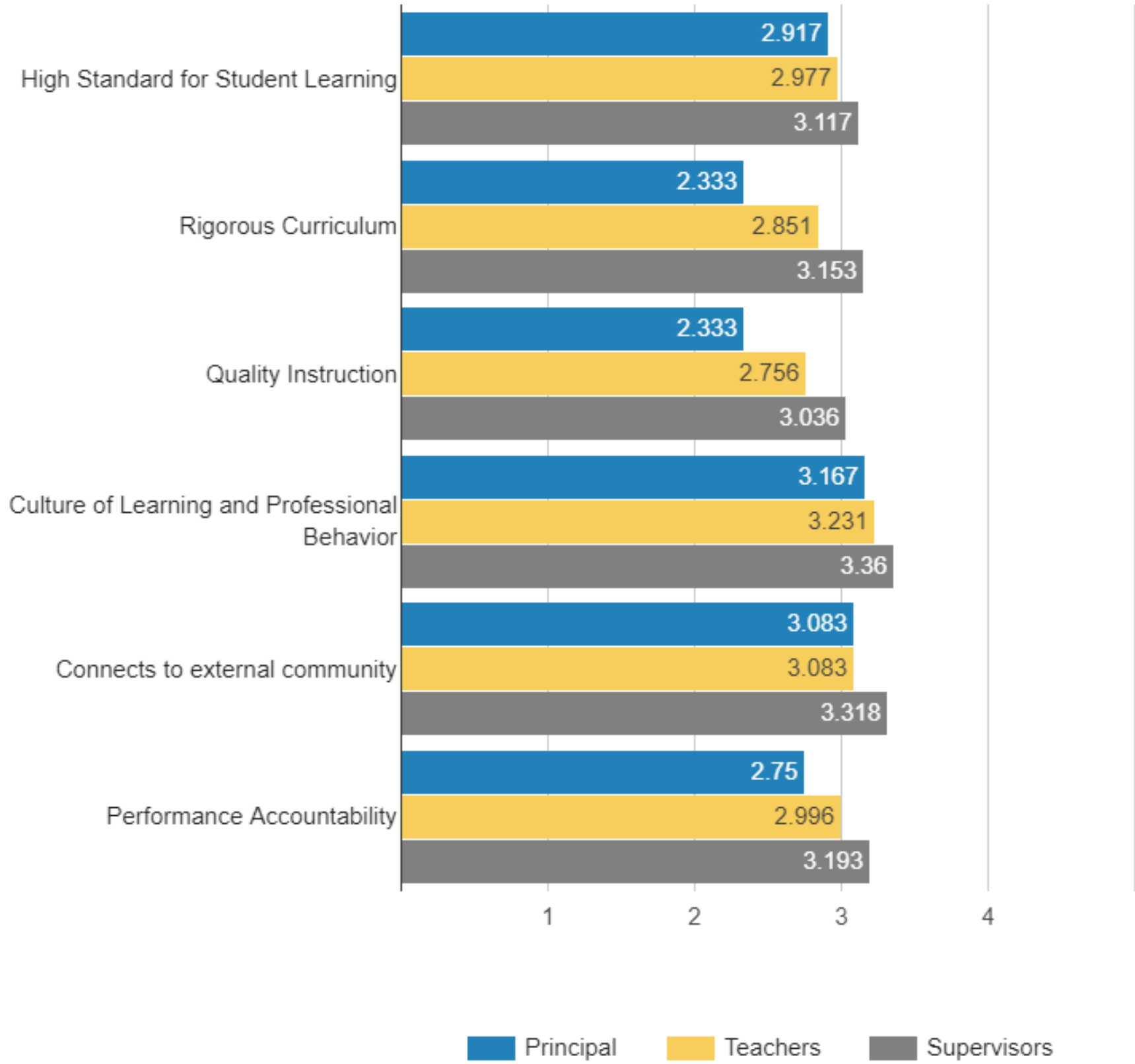
Principal	Teacher	Supervisor
2.82	3.03	3.25

VALED Leadership Report

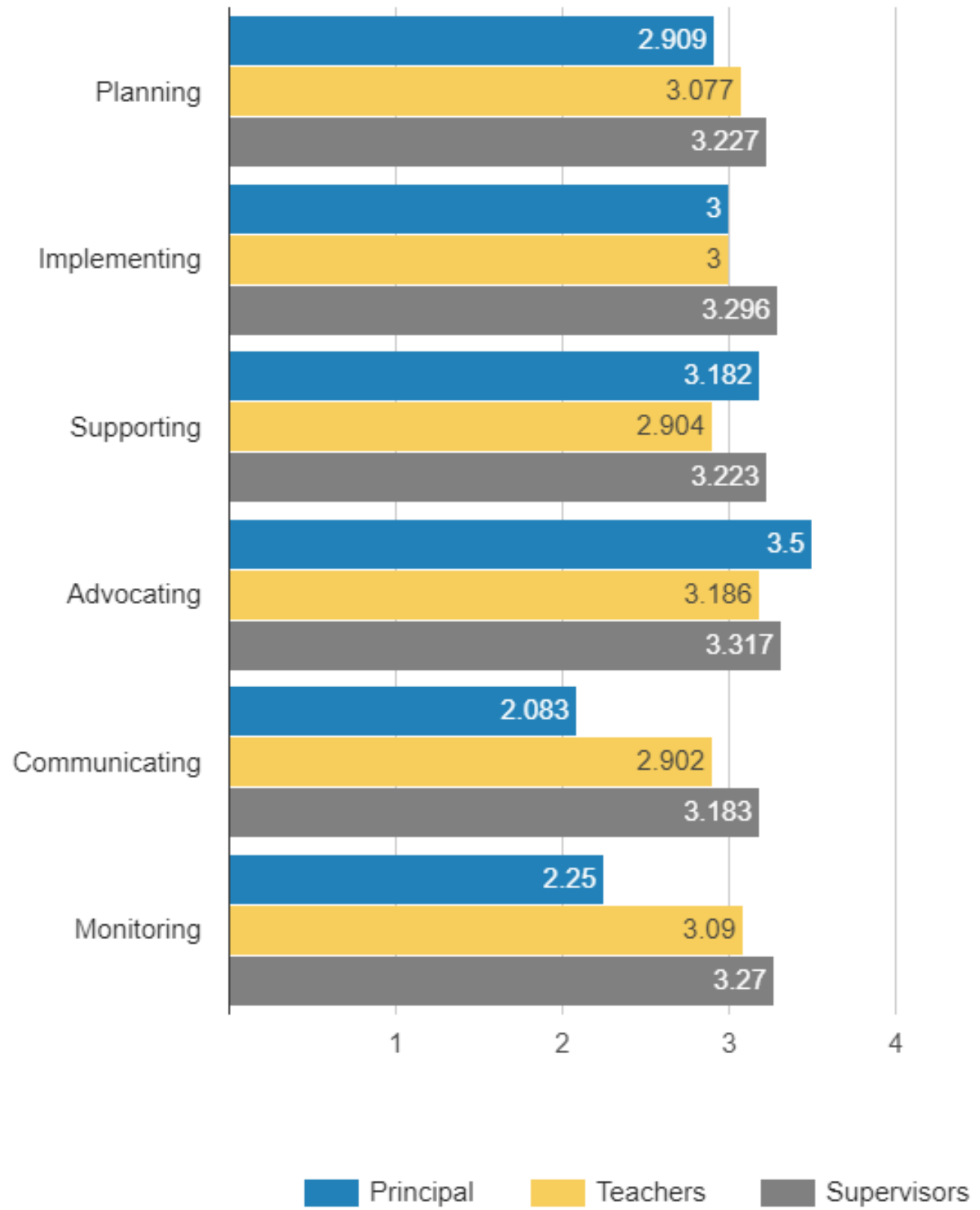
Principal: Peter Cohen 20-21 Spring Administration (Marblehead)

Assessment Profile and Respondent Comparisons

Effectiveness Ratings Across Core Components



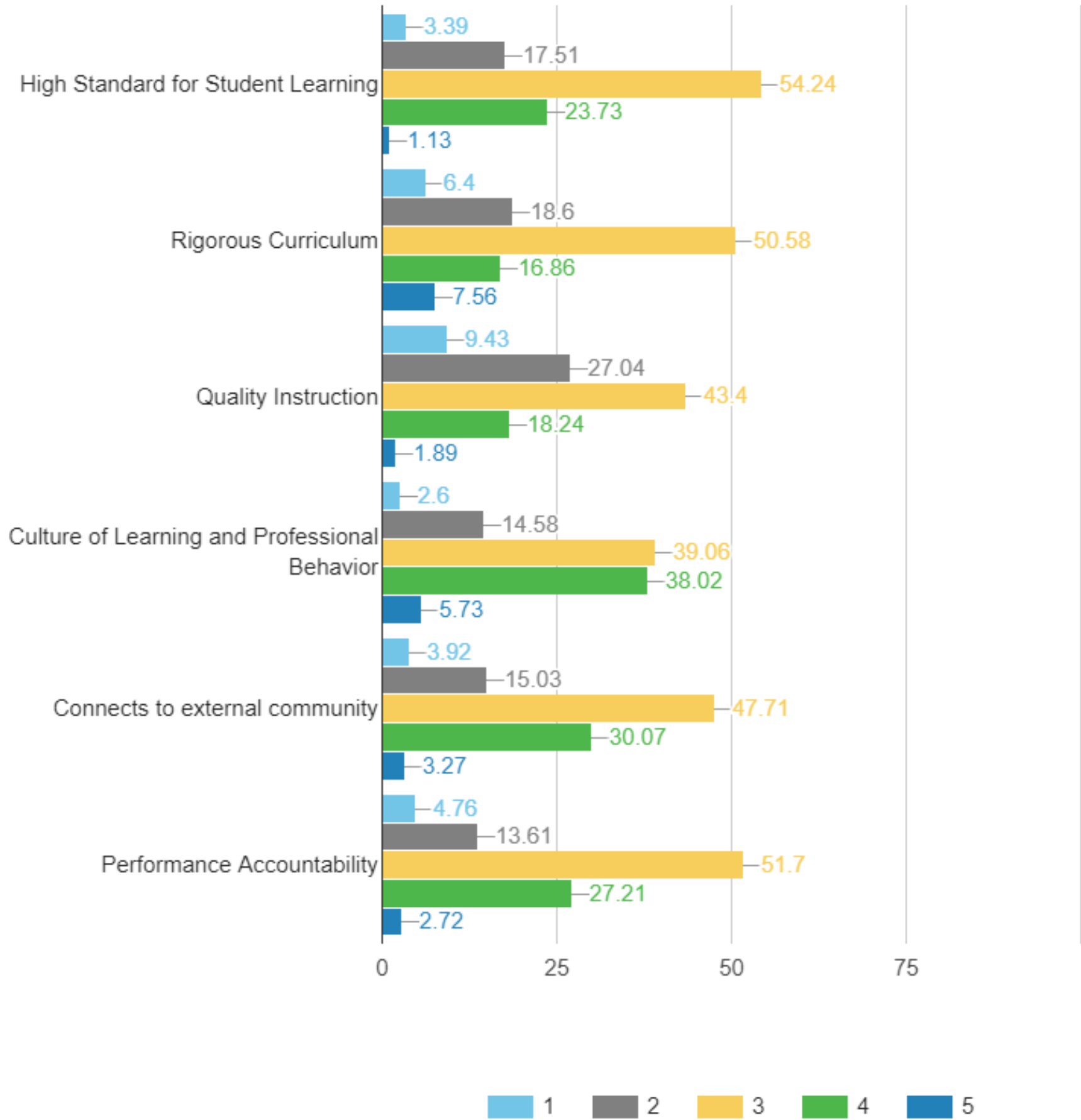
Effectiveness Ratings Across Key Processes



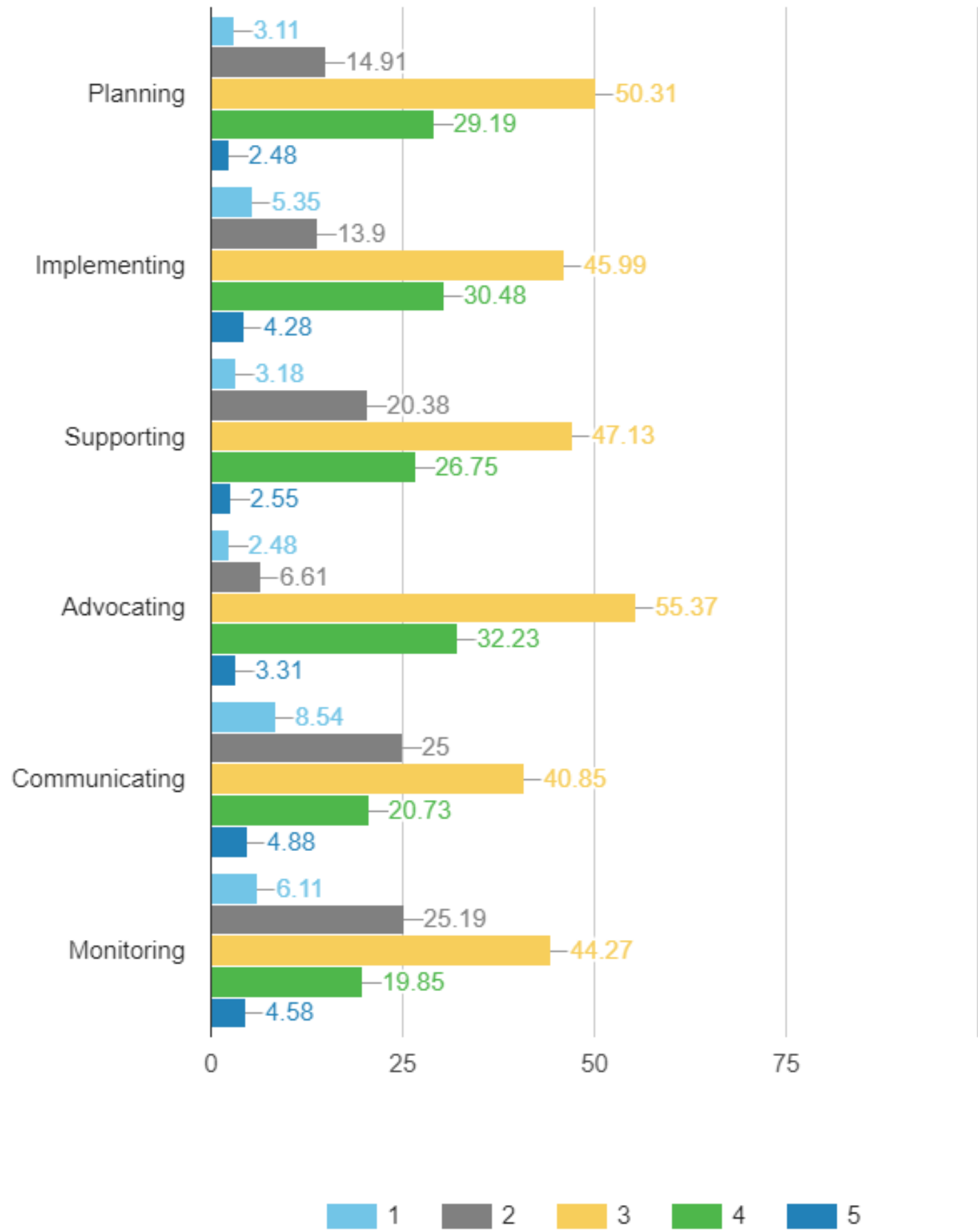
VALED Leadership Report

Principal: Peter Cohen 20-21 Spring Administration (Marblehead)

Core Components Rating Distribution



Key Processes Rating Distribution



VALED Leadership Report

Principal: Peter Cohen 20-21 Spring Administration (Marblehead)

Score Matrix

Core Components	Key Processes					
	Planning	Implementing	Supporting	Advocating	Communicating	Monitoring
High Standards for Student Learning	3.04	3.05	3.05	3.17	2.86	2.94
Rigorous Curriculum	2.93	2.94	2.94	3.06	2.75	2.82
Quality Instruction	2.89	2.90	2.91	3.02	2.72	2.79
Culture of Learning & Professional Behavior	3.16	3.18	3.18	3.29	2.99	3.06
Connection of External Communities	3.12	3.13	3.13	3.25	2.94	3.02
Performance Accountability	3.03	3.04	3.04	3.16	2.85	2.92

Survey: VAL-ED Teacher/Instructional Staff Survey (B) - Marblehead; Administration: 20-21 Spring Administration (Marblehead)