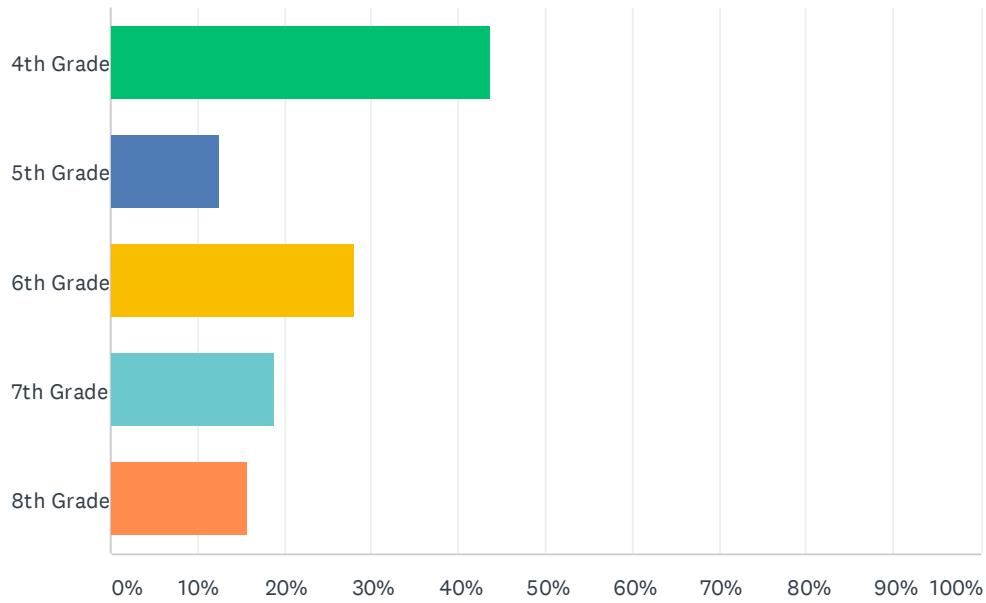


Q1 Please select the grade of your child. Please select all that apply.

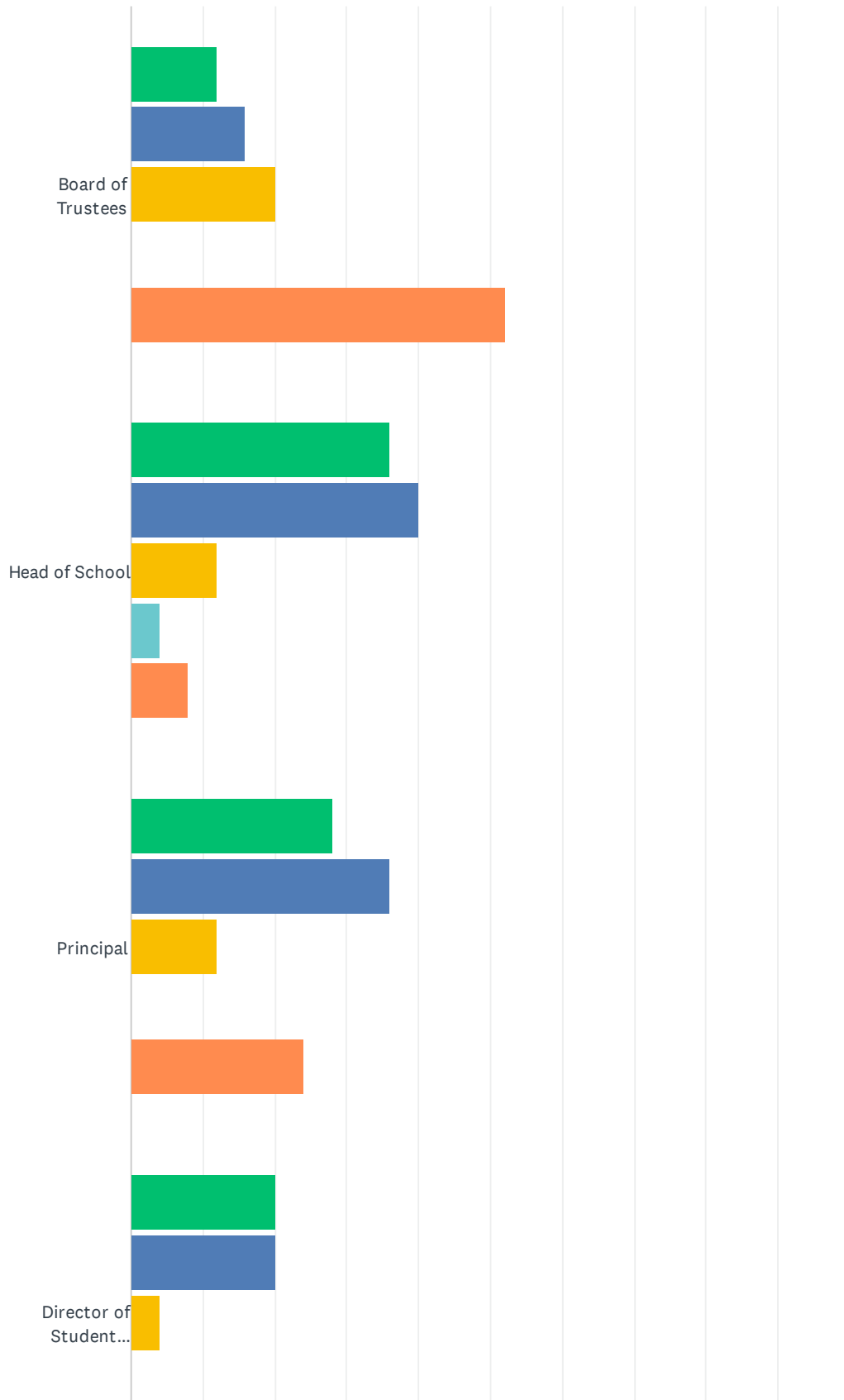
Answered: 32 Skipped: 0

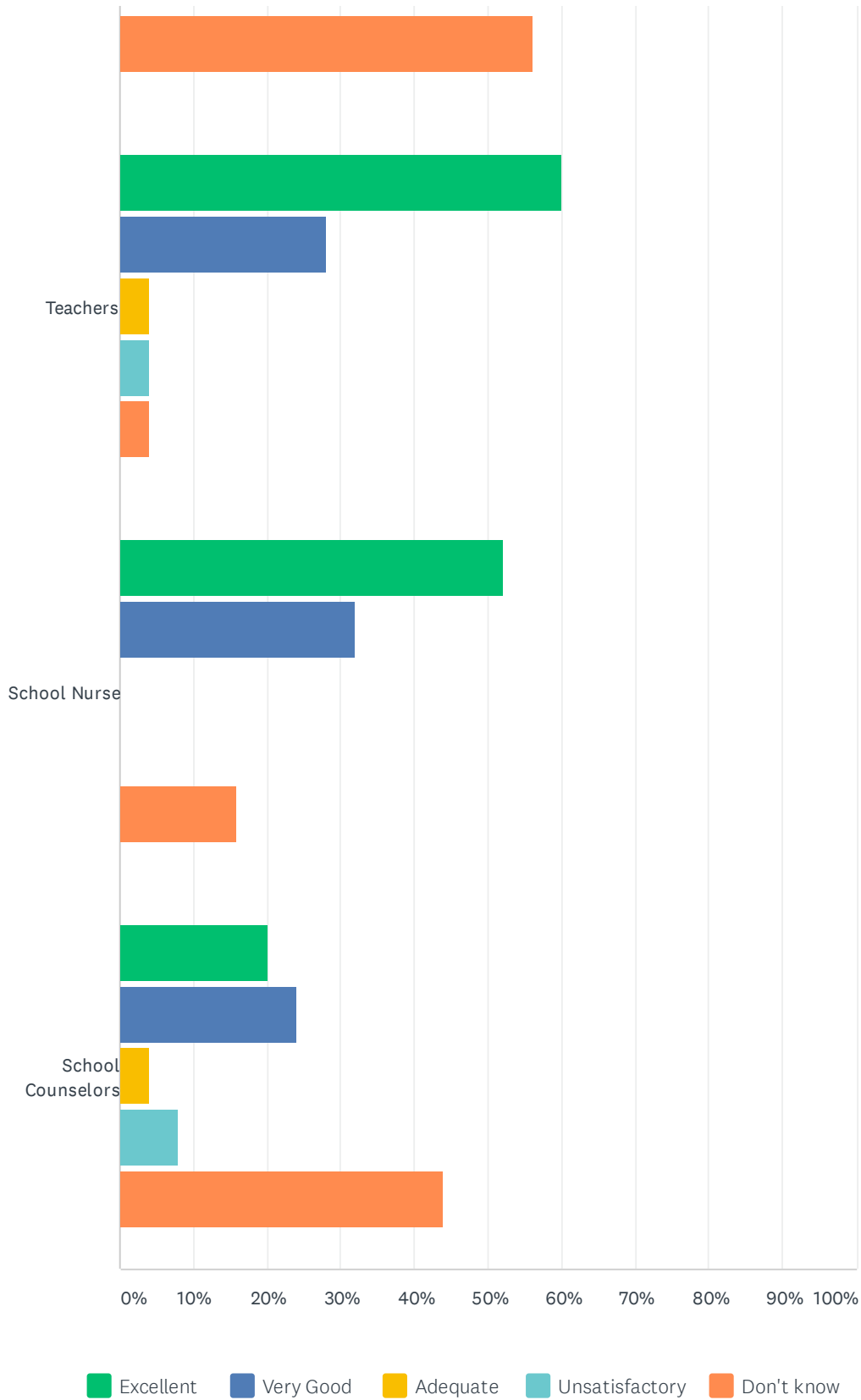


ANSWER CHOICES	RESPONSES	
4th Grade	43.75%	14
5th Grade	12.50%	4
6th Grade	28.13%	9
7th Grade	18.75%	6
8th Grade	15.63%	5
Total Respondents: 32		

Q2 How would you rate the overall job performance for the following:

Answered: 25 Skipped: 7

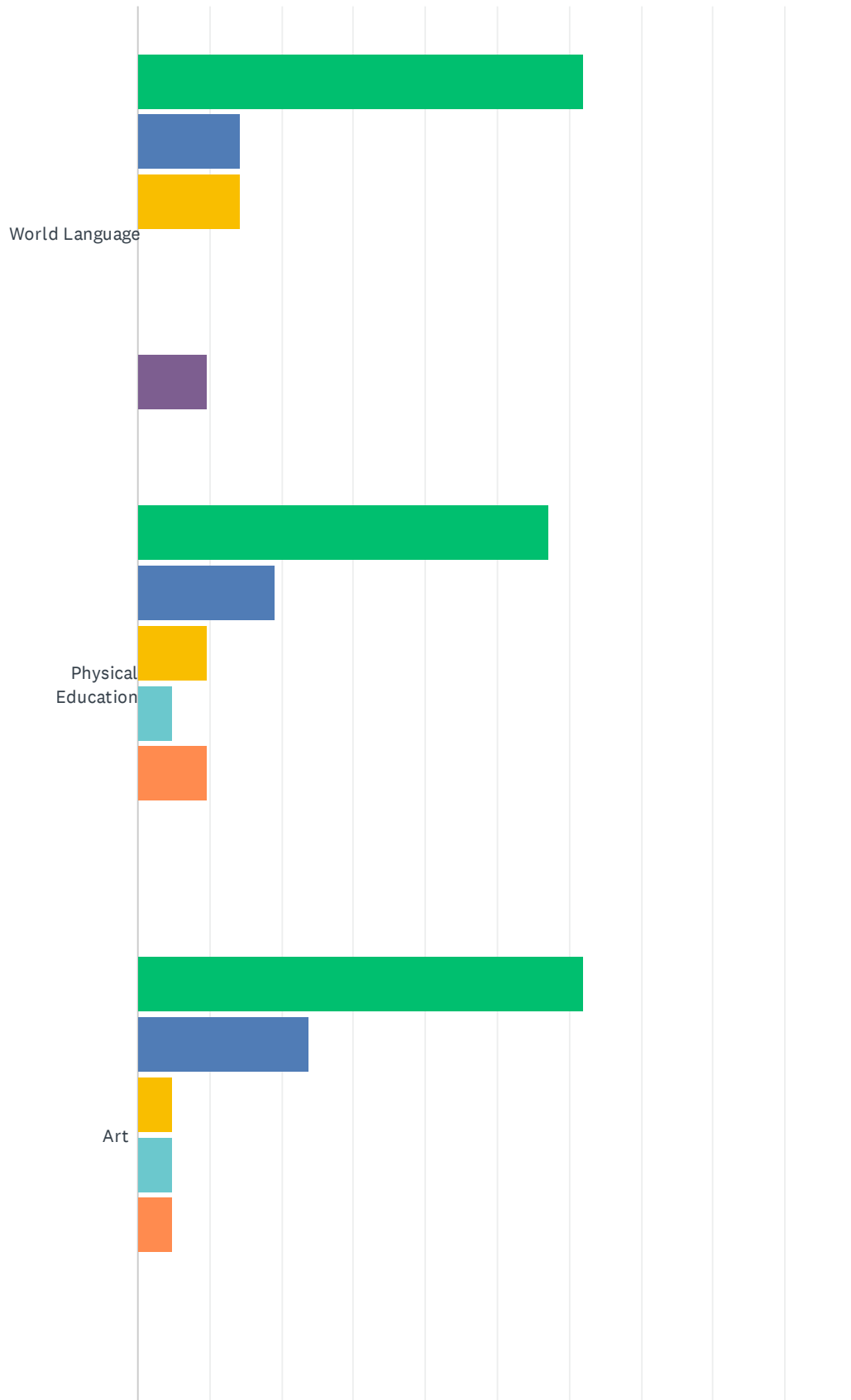


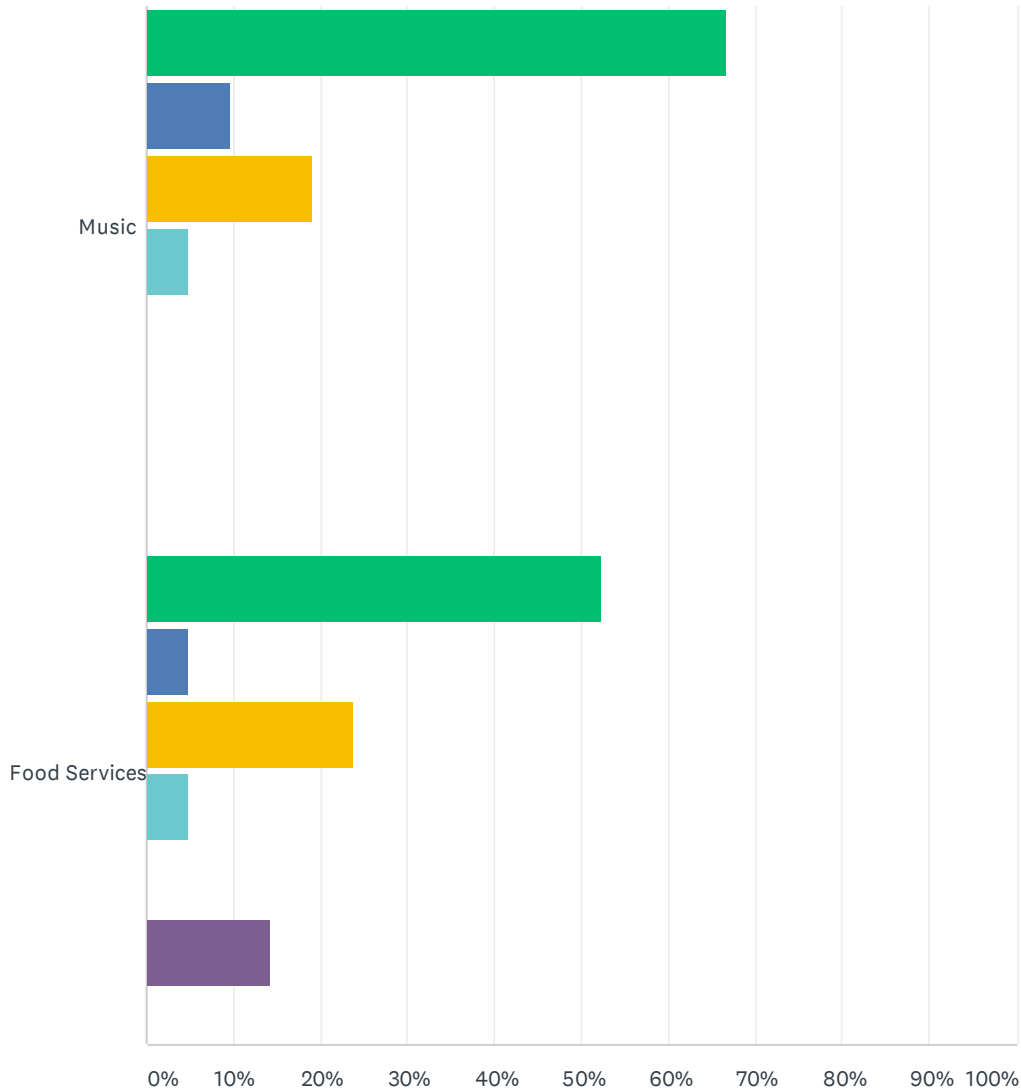


	EXCELLENT	VERY GOOD	ADEQUATE	UNSATISFACTORY	DON'T KNOW	TOTAL
Board of Trustees	12.00% 3	16.00% 4	20.00% 5	0.00% 0	52.00% 13	25
Head of School	36.00% 9	40.00% 10	12.00% 3	4.00% 1	8.00% 2	25
Principal	28.00% 7	36.00% 9	12.00% 3	0.00% 0	24.00% 6	25
Director of Student Services (Special Education)	20.00% 5	20.00% 5	4.00% 1	0.00% 0	56.00% 14	25
Teachers	60.00% 15	28.00% 7	4.00% 1	4.00% 1	4.00% 1	25
School Nurse	52.00% 13	32.00% 8	0.00% 0	0.00% 0	16.00% 4	25
School Counselors	20.00% 5	24.00% 6	4.00% 1	8.00% 2	44.00% 11	25

Q3 Please indicate your level of satisfaction with the following:

Answered: 21 Skipped: 11





■ Very Satisfied
 ■ Somewhat Satisfied
 ■ Neutral
■ Somewhat Dissatisfied*
 ■ Very Dissatisfied*
 ■ No experience

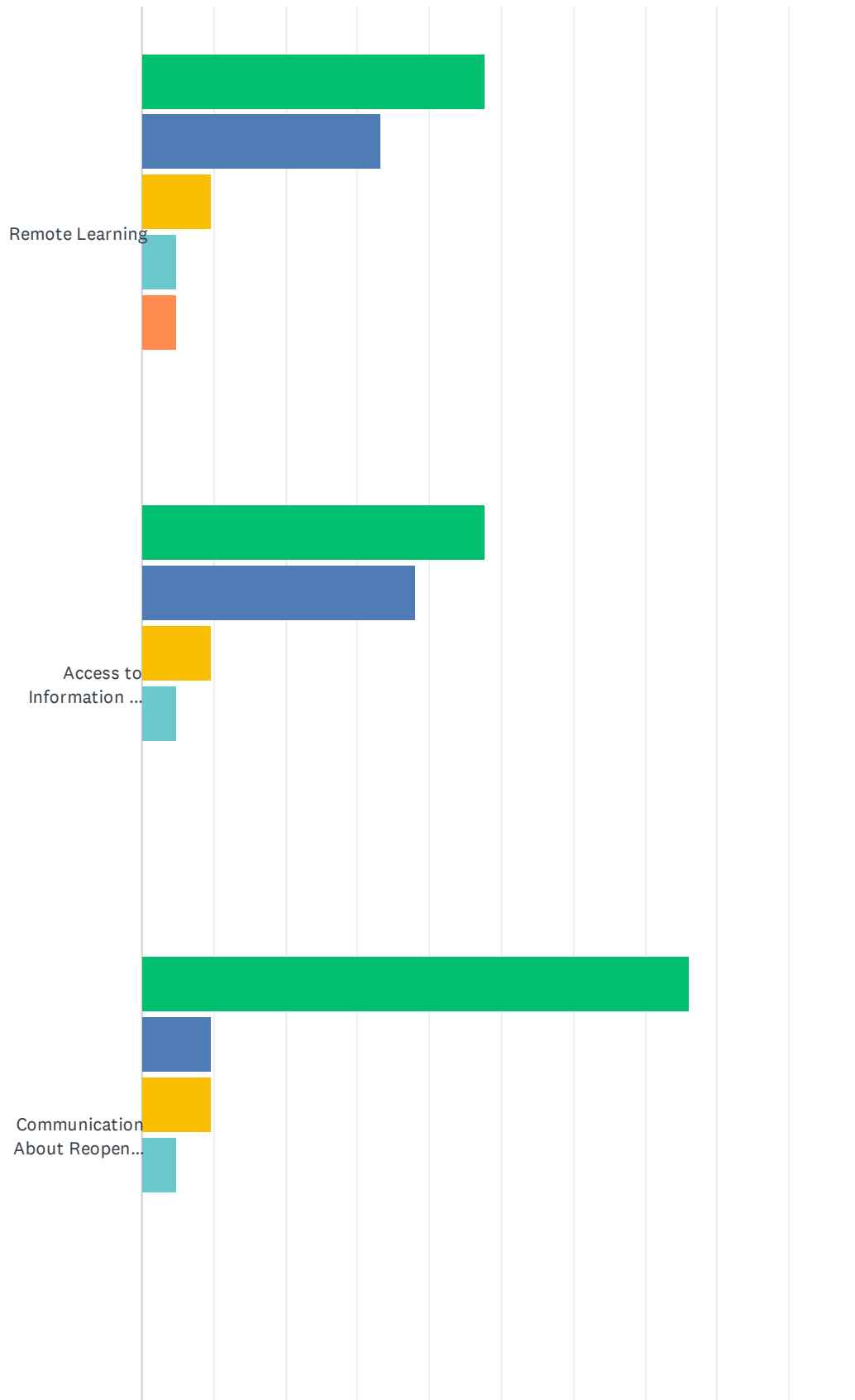
	VERY SATISFIED	SOMEWHAT SATISFIED	NEUTRAL	SOMEWHAT DISSATISFIED*	VERY DISSATISFIED*	NO EXPERIENCE	TOTAL
World Language	61.90% 13	14.29% 3	14.29% 3	0.00% 0	0.00% 0	9.52% 2	21
Physical Education	57.14% 12	19.05% 4	9.52% 2	4.76% 1	9.52% 2	0.00% 0	21
Art	61.90% 13	23.81% 5	4.76% 1	4.76% 1	4.76% 1	0.00% 0	21
Music	66.67% 14	9.52% 2	19.05% 4	4.76% 1	0.00% 0	0.00% 0	21
Food Services	52.38% 11	4.76% 1	23.81% 5	4.76% 1	0.00% 0	14.29% 3	21

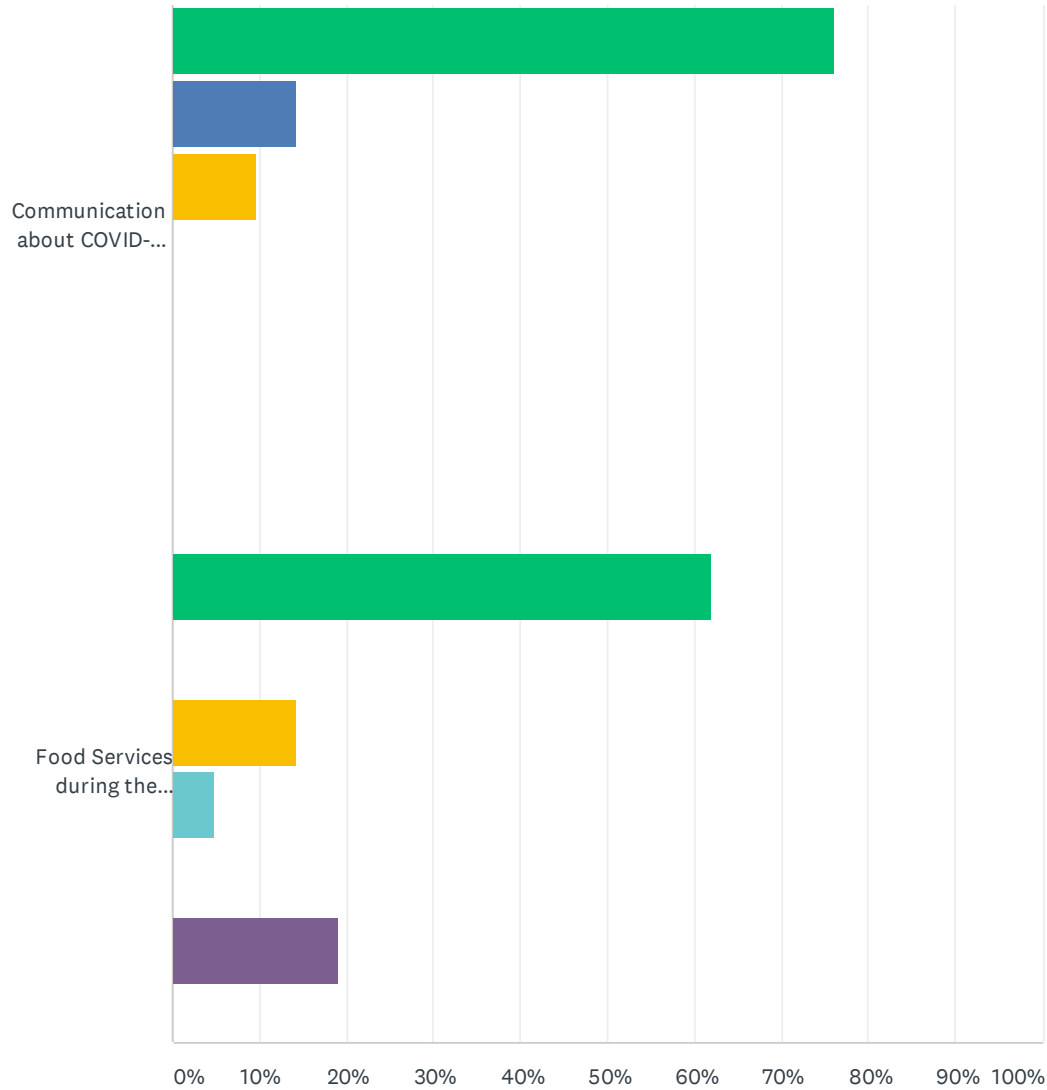
Q4 Please share feedback on Exhibition Week - March 15-19, 2021. What worked well? What could be improved? What ideas do you have for future exhibitions?

Answered: 14 Skipped: 18

Q5 Please indicate your level of satisfaction with the following:

Answered: 21 Skipped: 11





■ Very Satisfied
 ■ Somewhat Satisfied
 ■ Neutral
■ Somewhat Dissatisfied*
 ■ Very Dissatisfied*
 ■ No experience

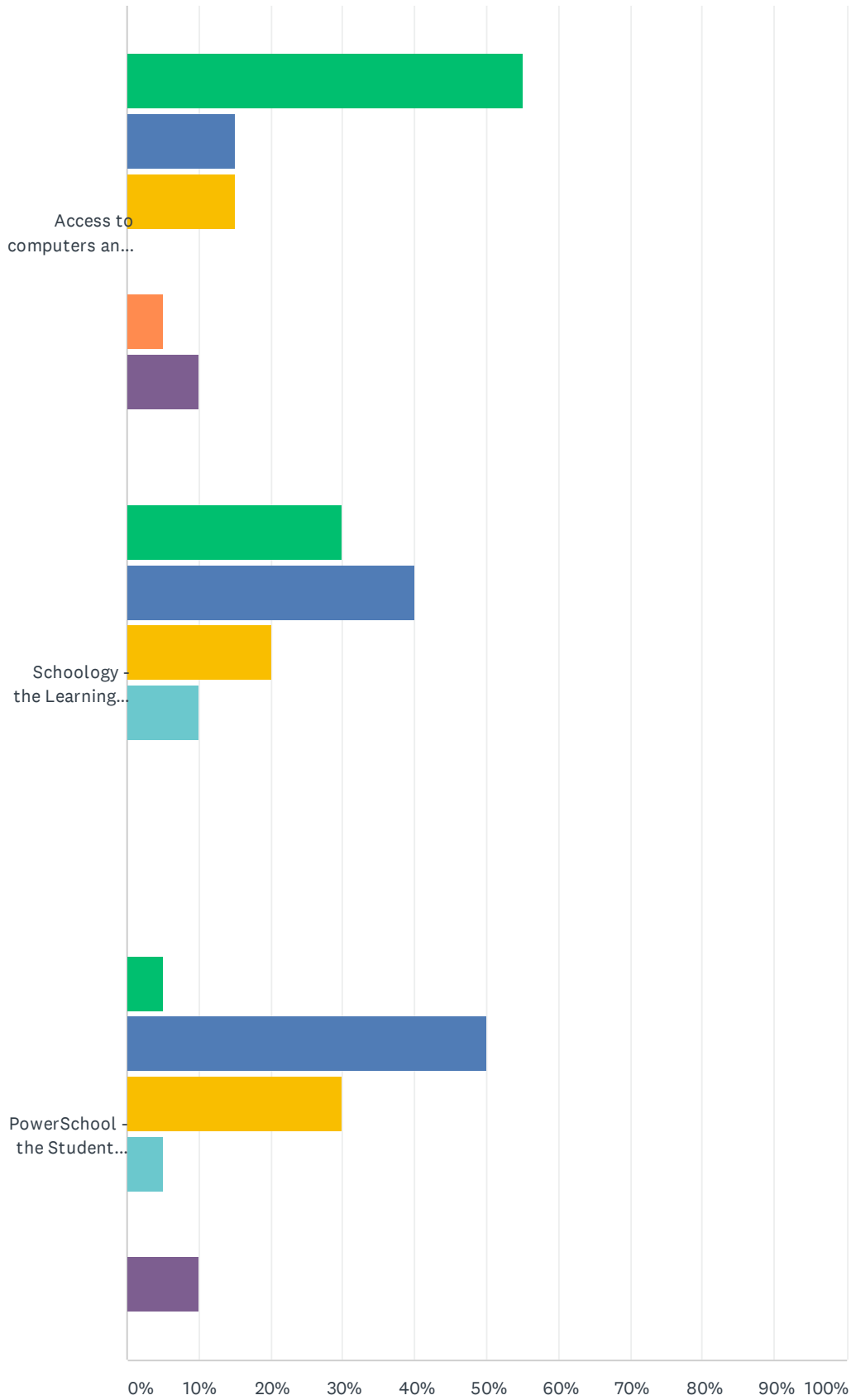
	VERY SATISFIED	SOMEWHAT SATISFIED	NEUTRAL	SOMEWHAT DISSATISFIED*	VERY DISSATISFIED*	NO EXPERIENCE	TOTAL
Remote Learning	47.62% 10	33.33% 7	9.52% 2	4.76% 1	4.76% 1	0.00% 0	21
Access to Information at Home	47.62% 10	38.10% 8	9.52% 2	4.76% 1	0.00% 0	0.00% 0	21
Communication About Reopening Phases	76.19% 16	9.52% 2	9.52% 2	4.76% 1	0.00% 0	0.00% 0	21
Communication about COVID-19 cases/close contacts	76.19% 16	14.29% 3	9.52% 2	0.00% 0	0.00% 0	0.00% 0	21
Food Services during the pandemic	61.90% 13	0.00% 0	14.29% 3	4.76% 1	0.00% 0	19.05% 4	21

Q6 What other feedback can you share about what went well and what was a challenge during this school year (September 2020-Now).

Answered: 11 Skipped: 21

Q7 Please indicate your level of satisfaction with the following:

Answered: 20 Skipped: 12

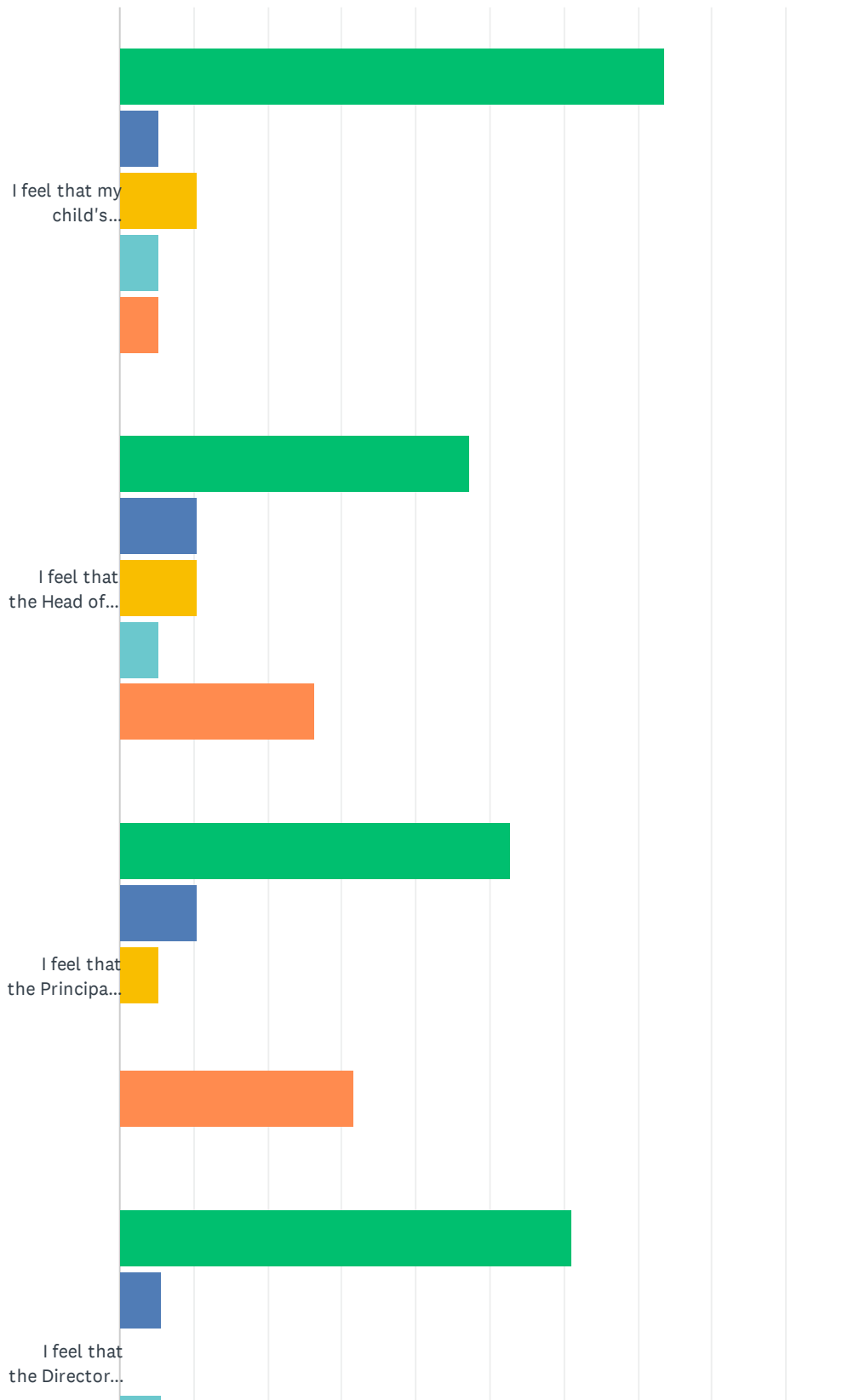


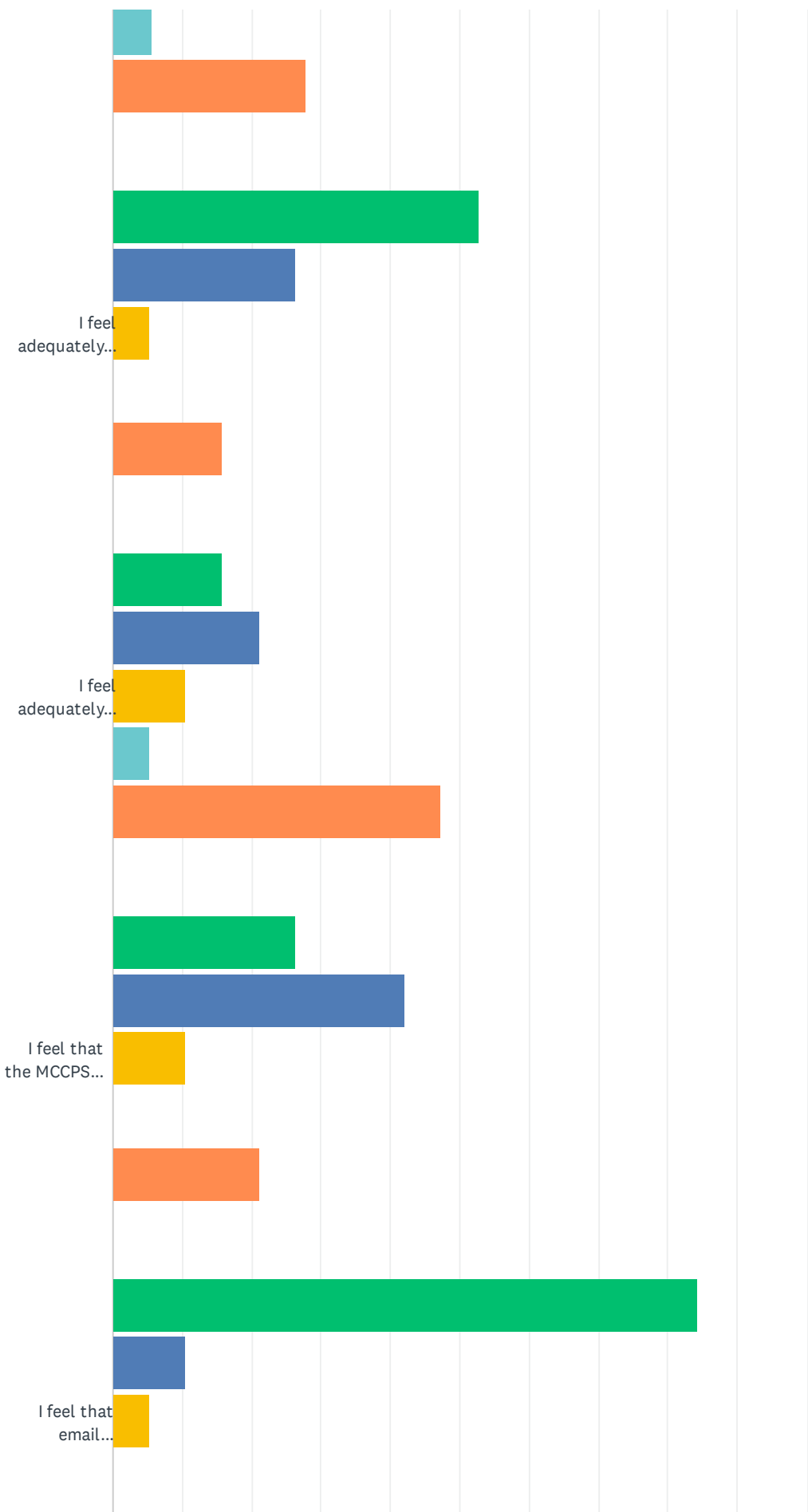
Very Satisfied Somewhat Satisfied Neutral
Somewhat Dissatisfied* Very Dissatisfied* No Experience

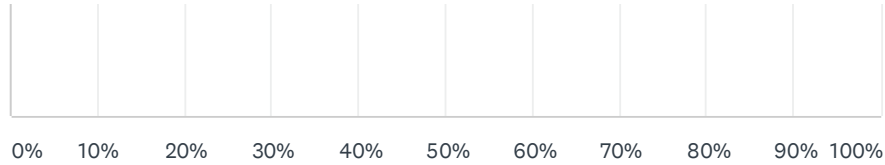
	VERY SATISFIED	SOMEWHAT SATISFIED	NEUTRAL	SOMEWHAT DISSATISFIED*	VERY DISSATISFIED*	NO EXPERIENCE	TOTAL
Access to computers and technology in the school	55.00% 11	15.00% 3	15.00% 3	0.00% 0	5.00% 1	10.00% 2	20
Schoology - the Learning Management System	30.00% 6	40.00% 8	20.00% 4	10.00% 2	0.00% 0	0.00% 0	20
PowerSchool - the Student Information System	5.00% 1	50.00% 10	30.00% 6	5.00% 1	0.00% 0	10.00% 2	20

Q8 To what extent do you agree or disagree with the following statements regarding communication at MCCPS:

Answered: 19 Skipped: 13





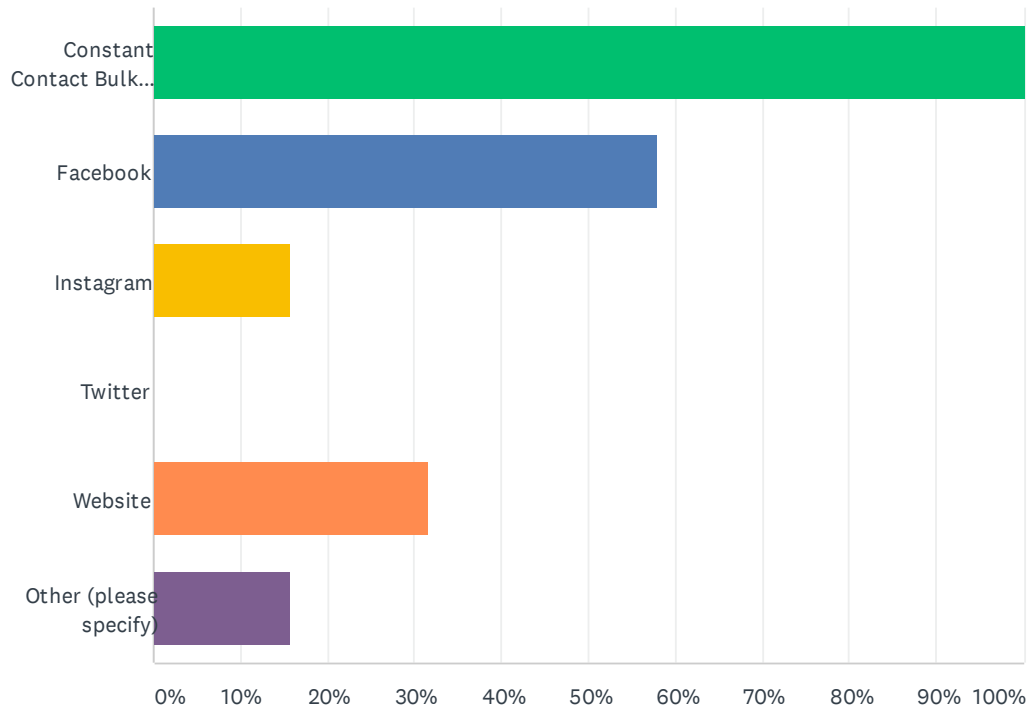


■ Strongly Agree
 ■ Somewhat Agree
 ■ Somewhat Disagree*
■ Strongly Disagree*
 ■ No opinion

	STRONGLY AGREE	SOMEWHAT AGREE	SOMEWHAT DISAGREE*	STRONGLY DISAGREE*	NO OPINION	TOTAL
I feel that my child's teachers are responsive to my concerns	73.68% 14	5.26% 1	10.53% 2	5.26% 1	5.26% 1	19
I feel that the Head of School is responsive to my concerns	47.37% 9	10.53% 2	10.53% 2	5.26% 1	26.32% 5	19
I feel that the Principal is responsive to my concerns	52.63% 10	10.53% 2	5.26% 1	0.00% 0	31.58% 6	19
I feel that the Director of Student Services is responsive to my concerns	61.11% 11	5.56% 1	0.00% 0	5.56% 1	27.78% 5	18
I feel adequately informed about PTO activities	52.63% 10	26.32% 5	5.26% 1	0.00% 0	15.79% 3	19
I feel adequately informed about the Board of Trustees activities	15.79% 3	21.05% 4	10.53% 2	5.26% 1	47.37% 9	19
I feel that the MCCPS website is helpful	26.32% 5	42.11% 8	10.53% 2	0.00% 0	21.05% 4	19
I feel that email communication for MCCPS is helpful	84.21% 16	10.53% 2	5.26% 1	0.00% 0	0.00% 0	19

Q9 How do you stay connected with our school? Check all that apply.

Answered: 19 Skipped: 13



ANSWER CHOICES	RESPONSES	
Constant Contact Bulk Emails	100.00%	19
Facebook	57.89%	11
Instagram	15.79%	3
Twitter	0.00%	0
Website	31.58%	6
Other (please specify)	15.79%	3
Total Respondents: 19		

Q10 Please share any additional comments that you have about your family's experience at MCCPS.

Answered: 11 Skipped: 21

Q11 What do you believe should be the Board of Trustees and the Head of School's priorities for the future?

Answered: 9 Skipped: 23