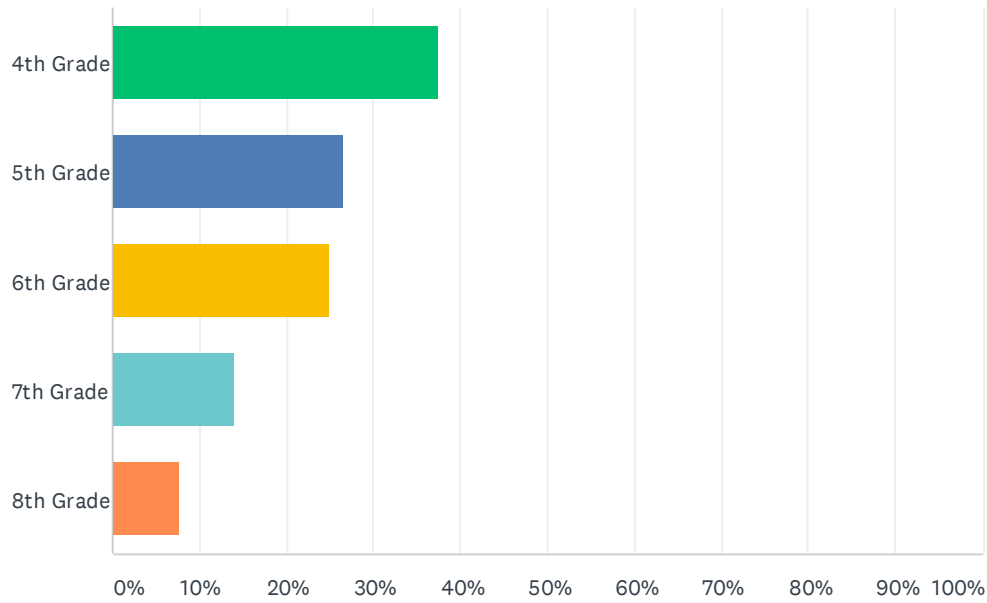


Q1 Please select the grade of your child. Please select all that apply.

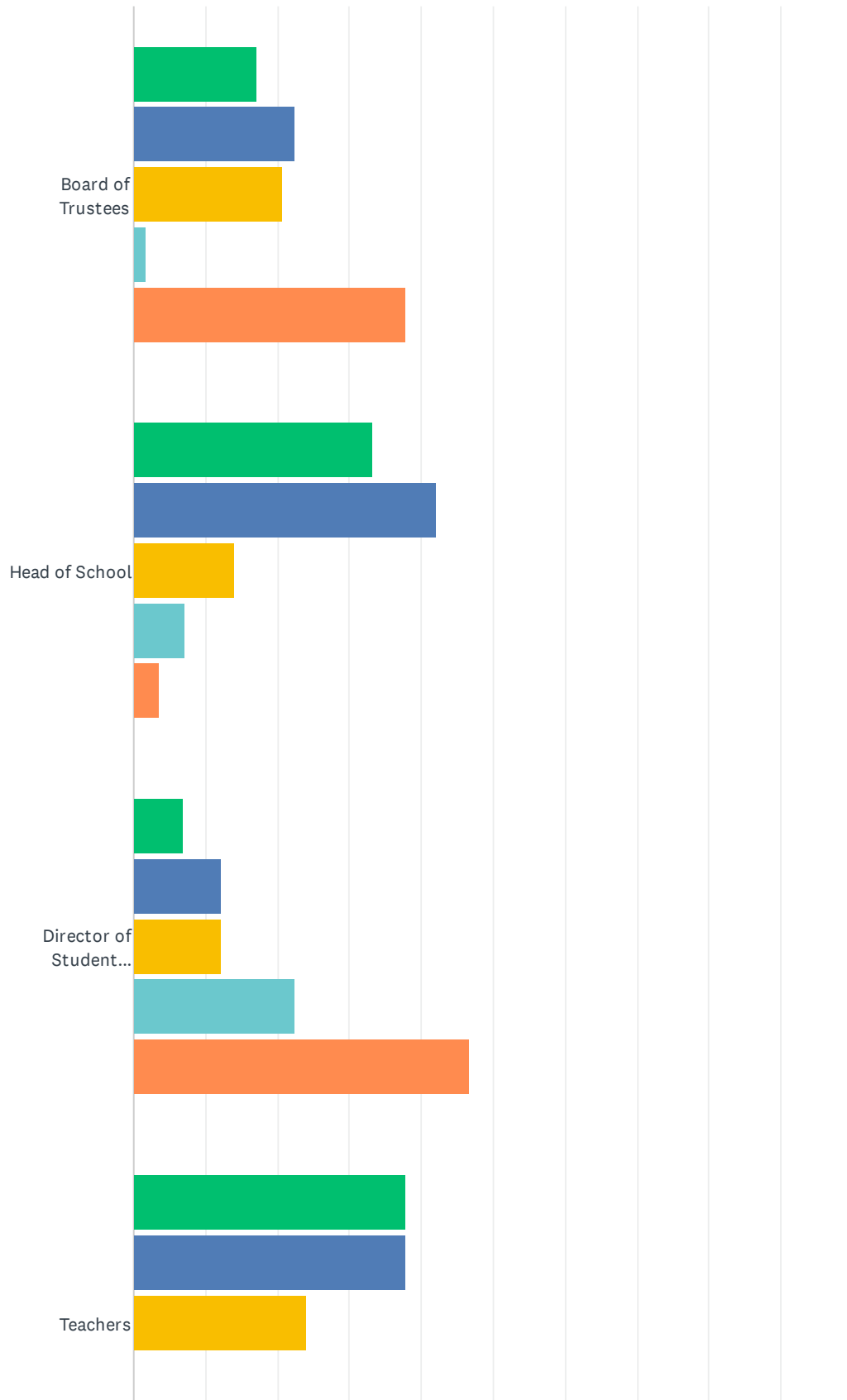
Answered: 64 Skipped: 0

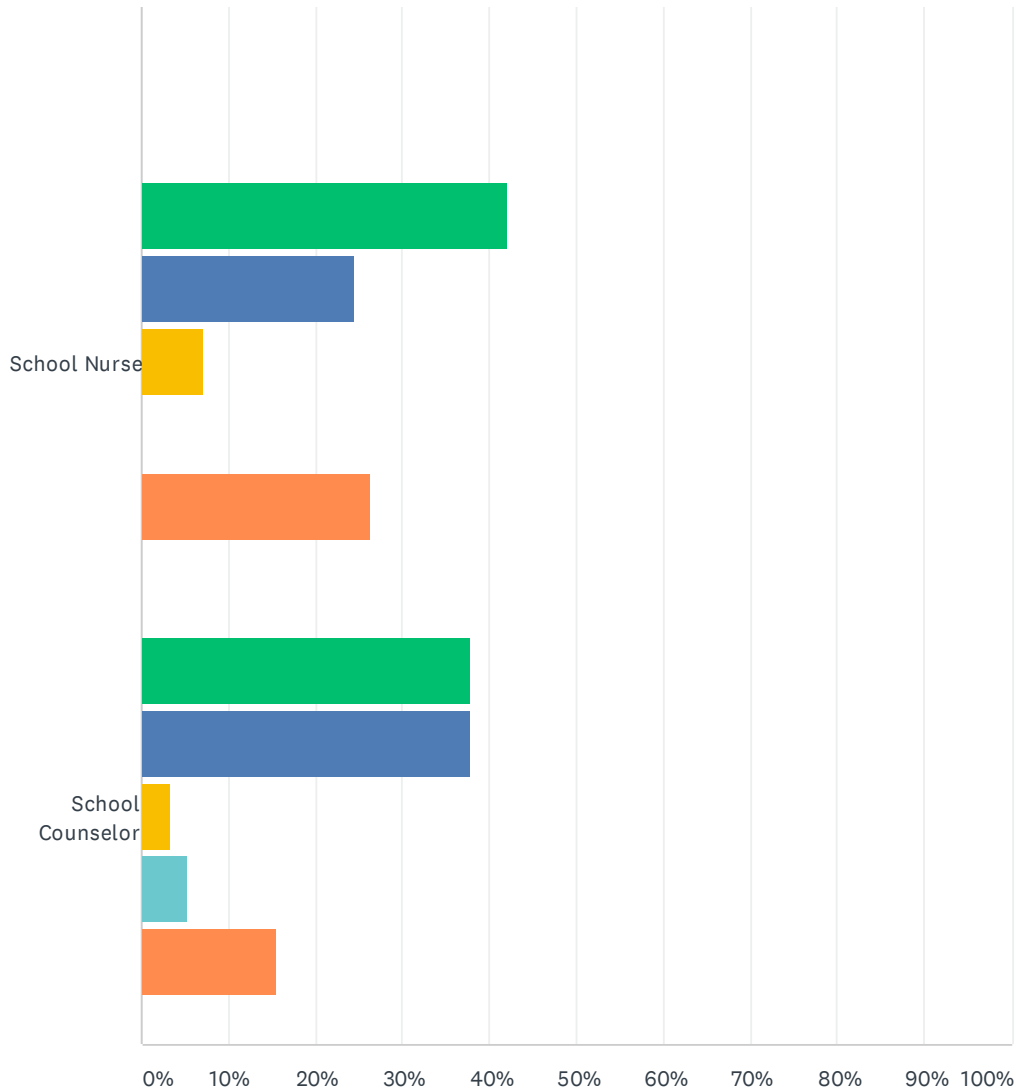


ANSWER CHOICES	RESPONSES	
4th Grade	37.50%	24
5th Grade	26.56%	17
6th Grade	25.00%	16
7th Grade	14.06%	9
8th Grade	7.81%	5
Total Respondents: 64		

Q2 How would you rate the following:

Answered: 58 Skipped: 6



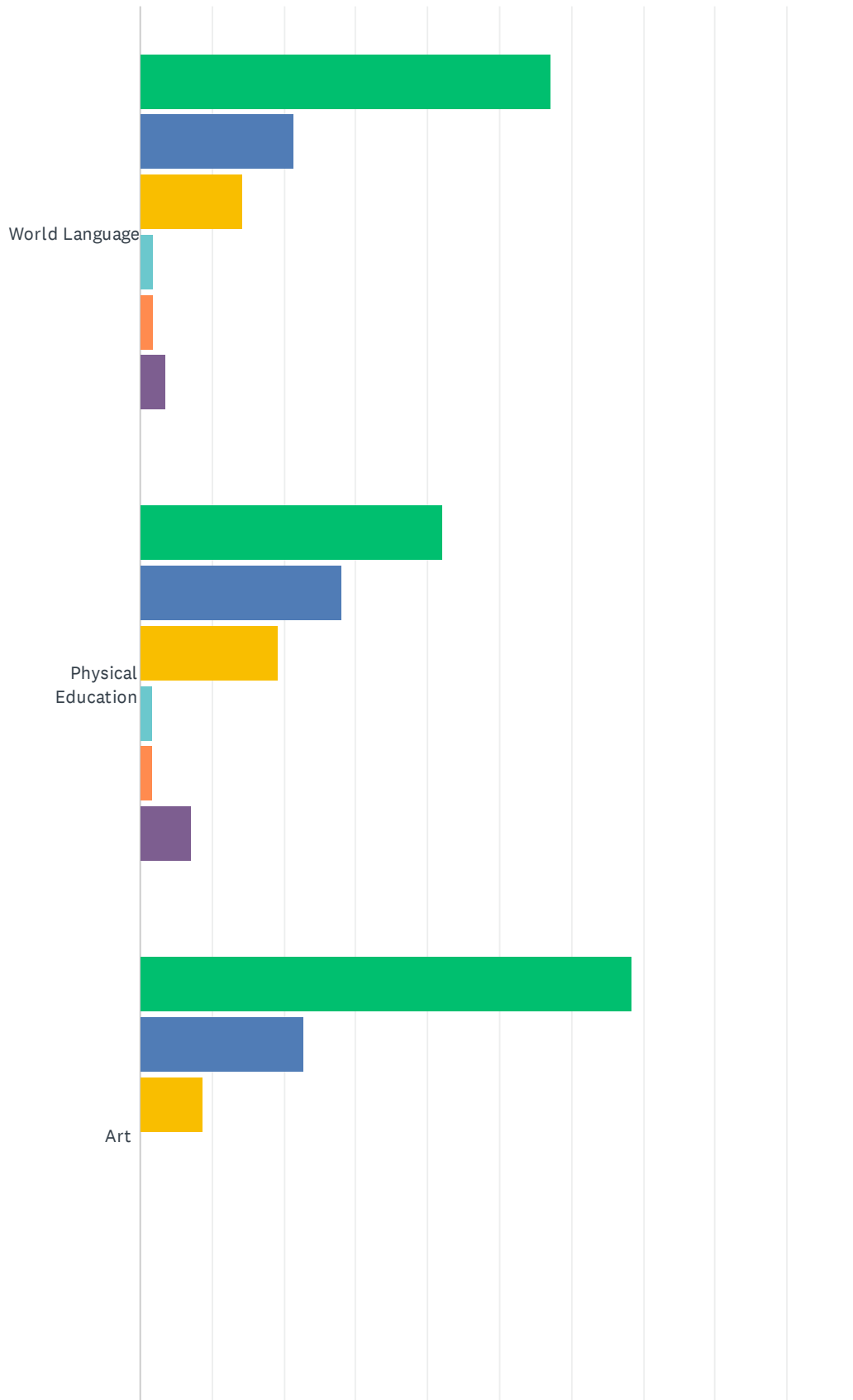


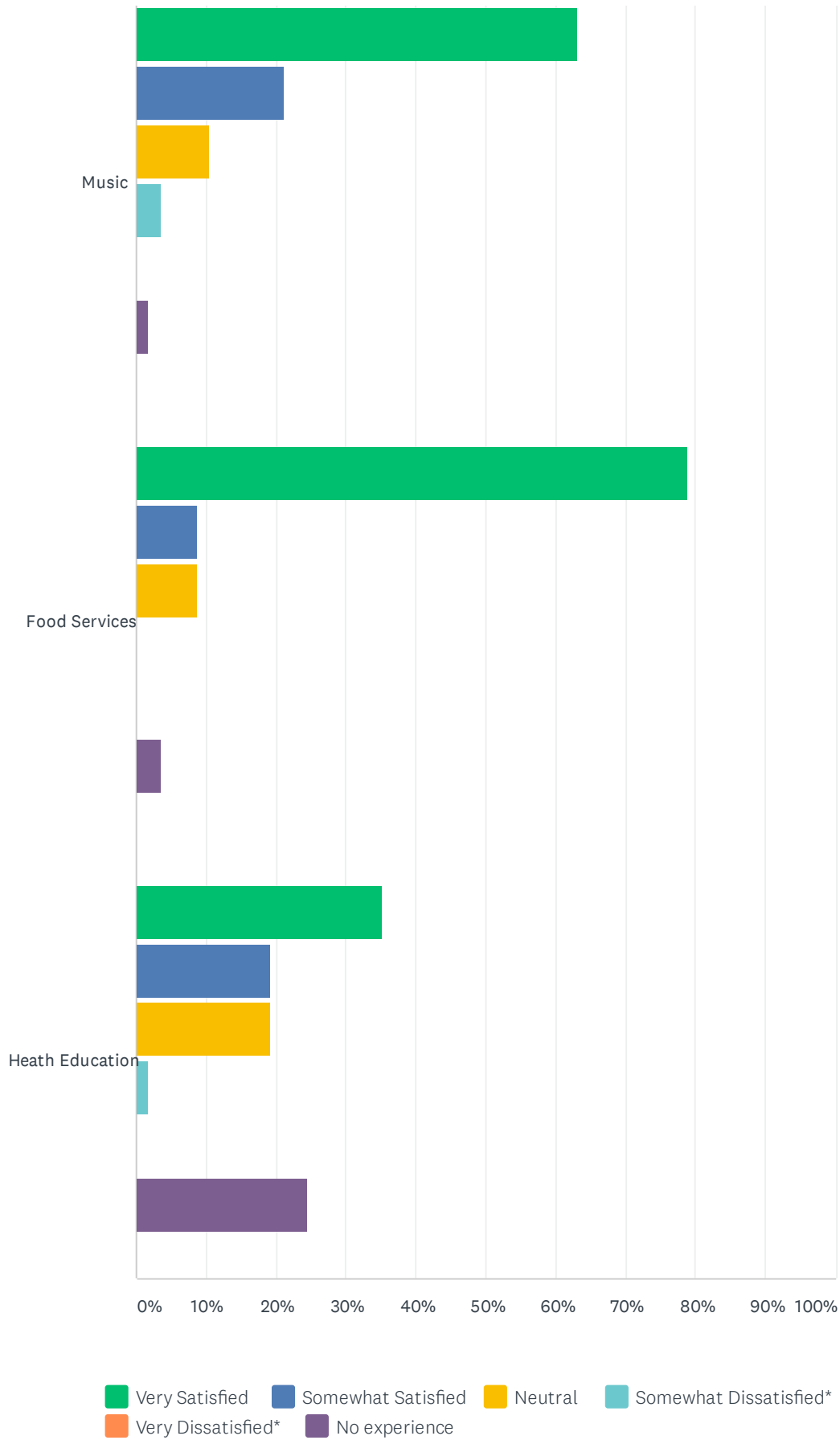
■ Excellent
 ■ Very Good
 ■ Adequate
 ■ Unsatisfactory
 ■ Don't know

	EXCELLENT	VERY GOOD	ADEQUATE	UNSATISFACTORY	DON'T KNOW	TOTAL
Board of Trustees	17.24% 10	22.41% 13	20.69% 12	1.72% 1	37.93% 22	58
Head of School	33.33% 19	42.11% 24	14.04% 8	7.02% 4	3.51% 2	57
Director of Student Services (Special Education)	6.90% 4	12.07% 7	12.07% 7	22.41% 13	46.55% 27	58
Teachers	37.93% 22	37.93% 22	24.14% 14	0.00% 0	0.00% 0	58
School Nurse	42.11% 24	24.56% 14	7.02% 4	0.00% 0	26.32% 15	57
School Counselor	37.93% 22	37.93% 22	3.45% 2	5.17% 3	15.52% 9	58

Q3 Please indicate your level of satisfaction with the following:

Answered: 57 Skipped: 7

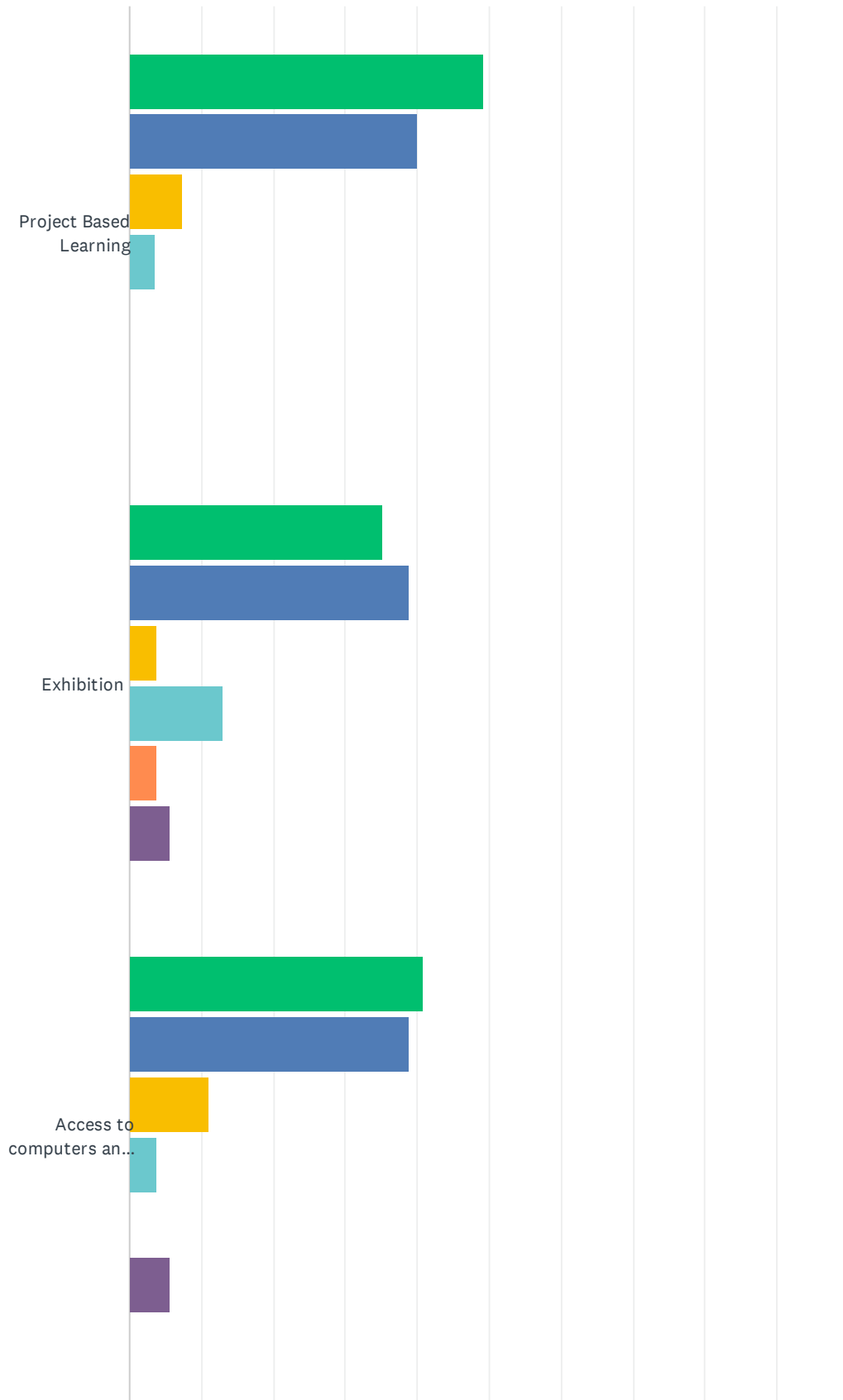


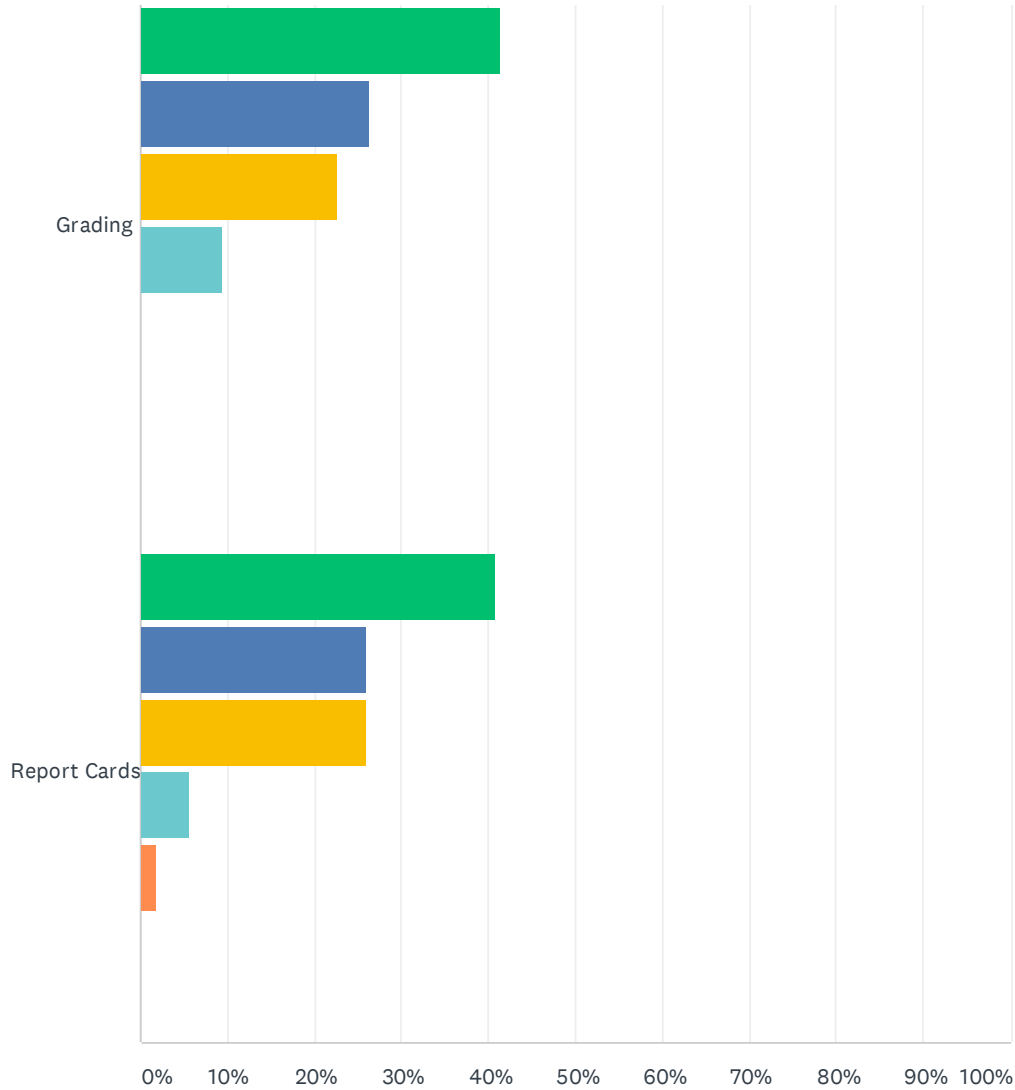


	VERY SATISFIED	SOMEWHAT SATISFIED	NEUTRAL	SOMEWHAT DISSATISFIED*	VERY DISSATISFIED*	NO EXPERIENCE	TOTAL
World Language	57.14% 32	21.43% 12	14.29% 8	1.79% 1	1.79% 1	3.57% 2	56
Physical Education	42.11% 24	28.07% 16	19.30% 11	1.75% 1	1.75% 1	7.02% 4	57
Art	68.42% 39	22.81% 13	8.77% 5	0.00% 0	0.00% 0	0.00% 0	57
Music	63.16% 36	21.05% 12	10.53% 6	3.51% 2	0.00% 0	1.75% 1	57
Food Services	78.95% 45	8.77% 5	8.77% 5	0.00% 0	0.00% 0	3.51% 2	57
Heath Education	35.09% 20	19.30% 11	19.30% 11	1.75% 1	0.00% 0	24.56% 14	57

Q4 Please indicate your level of satisfaction with the following:

Answered: 55 Skipped: 9



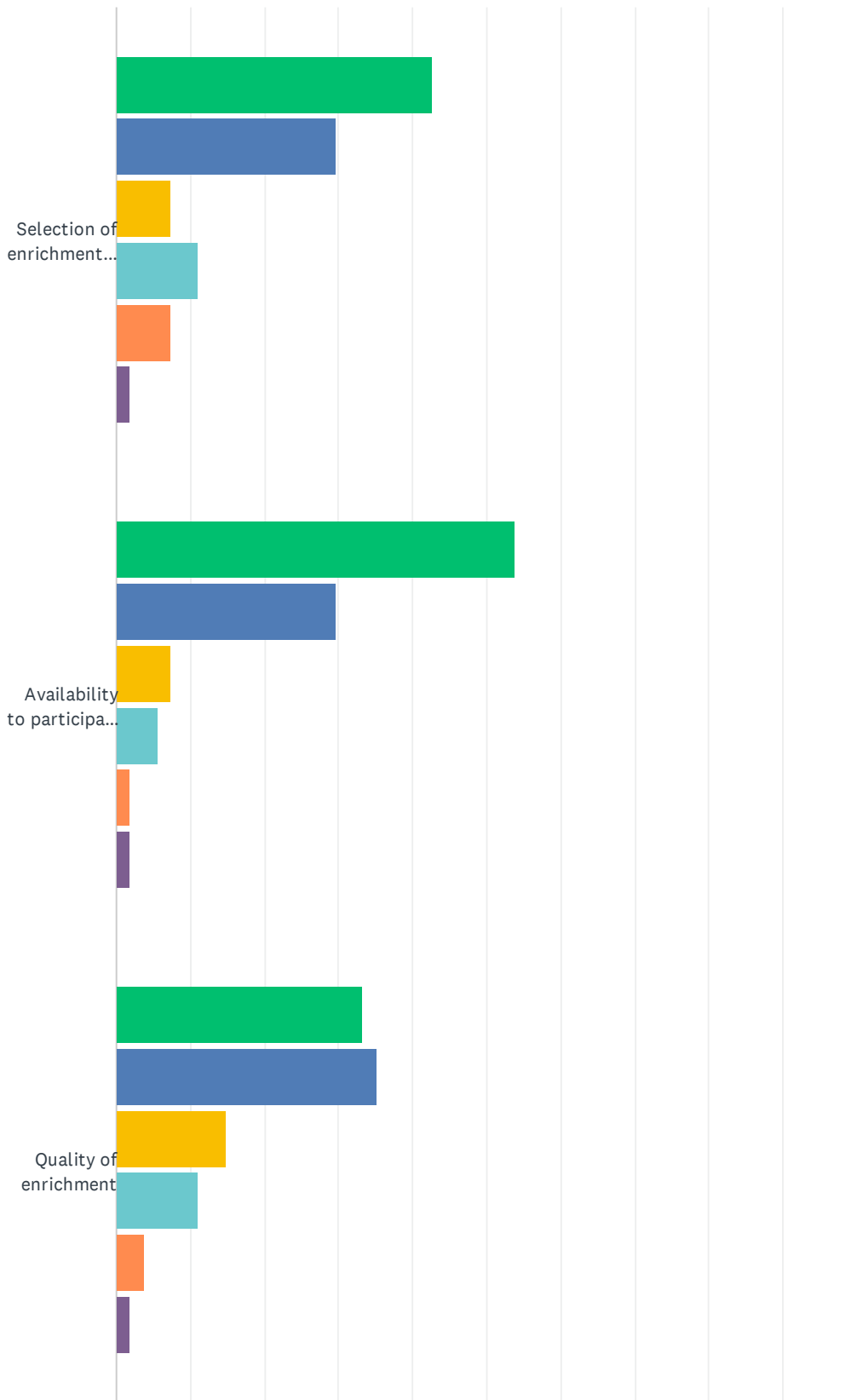


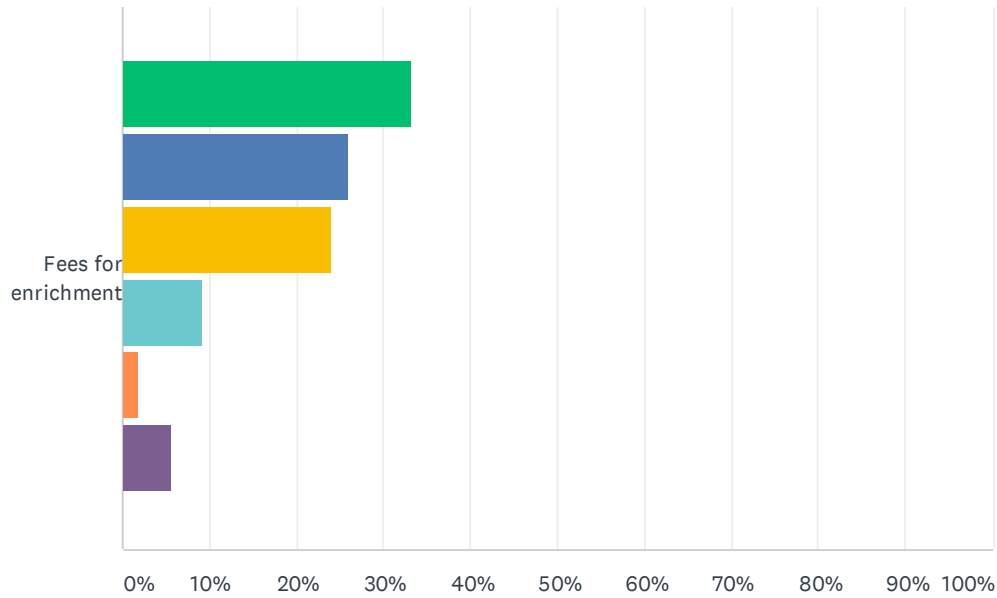
■ Very Satisfied
 ■ Somewhat Satisfied
 ■ Neutral
 ■ Somewhat Dissatisfied*
■ Very Dissatisfied*
 ■ No Experience

	VERY SATISFIED	SOMEWHAT SATISFIED	NEUTRAL	SOMEWHAT DISSATISFIED*	VERY DISSATISFIED*	NO EXPERIENCE	TOTAL
Project Based Learning	49.09% 27	40.00% 22	7.27% 4	3.64% 2	0.00% 0	0.00% 0	55
Exhibition	35.19% 19	38.89% 21	3.70% 2	12.96% 7	3.70% 2	5.56% 3	54
Access to computers and technology in the school	40.74% 22	38.89% 21	11.11% 6	3.70% 2	0.00% 0	5.56% 3	54
Grading	41.51% 22	26.42% 14	22.64% 12	9.43% 5	0.00% 0	0.00% 0	53
Report Cards	40.74% 22	25.93% 14	25.93% 14	5.56% 3	1.85% 1	0.00% 0	54

Q5 Please indicate your level of satisfaction with the enrichment program at MCCPS:

Answered: 54 Skipped: 10



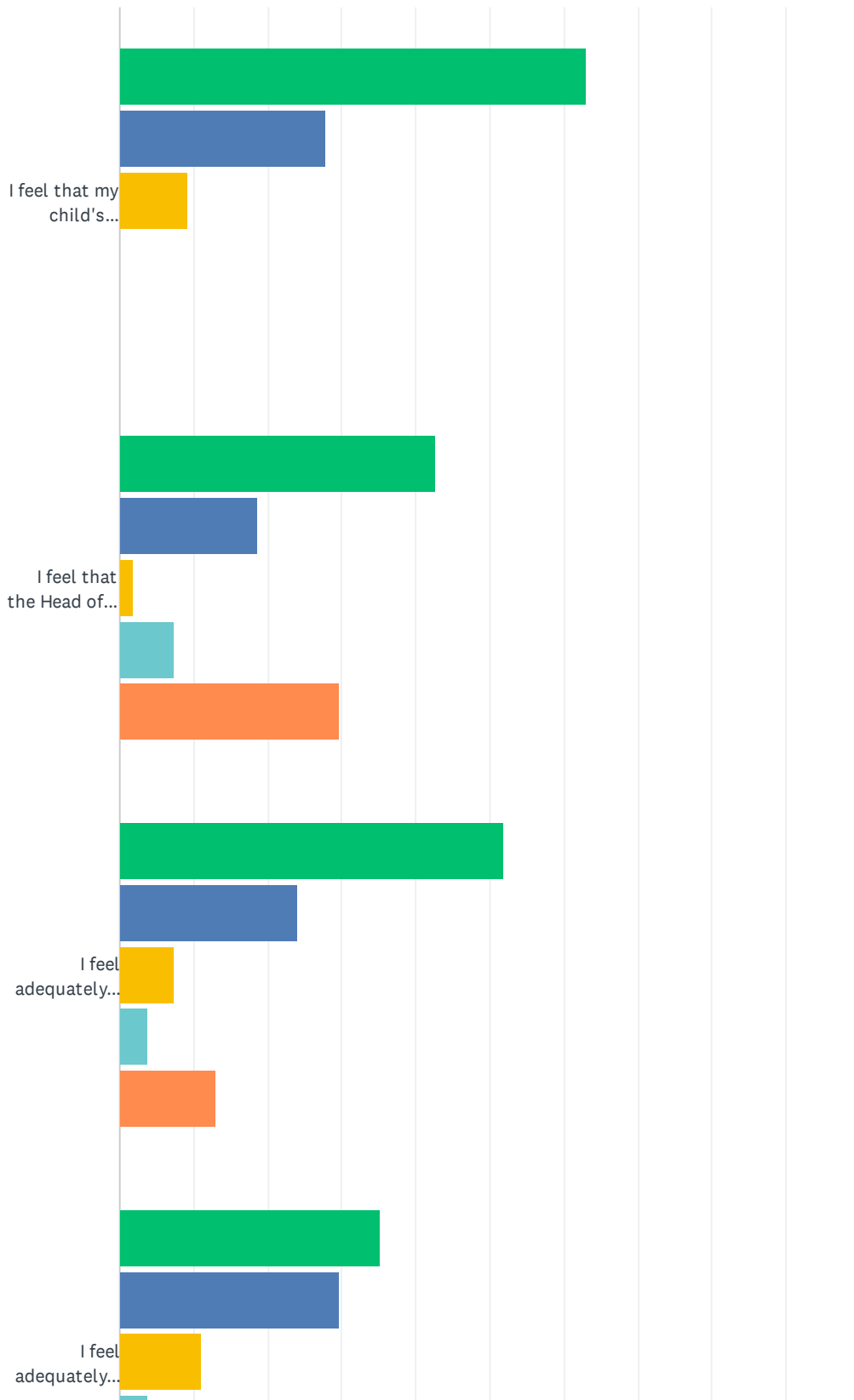


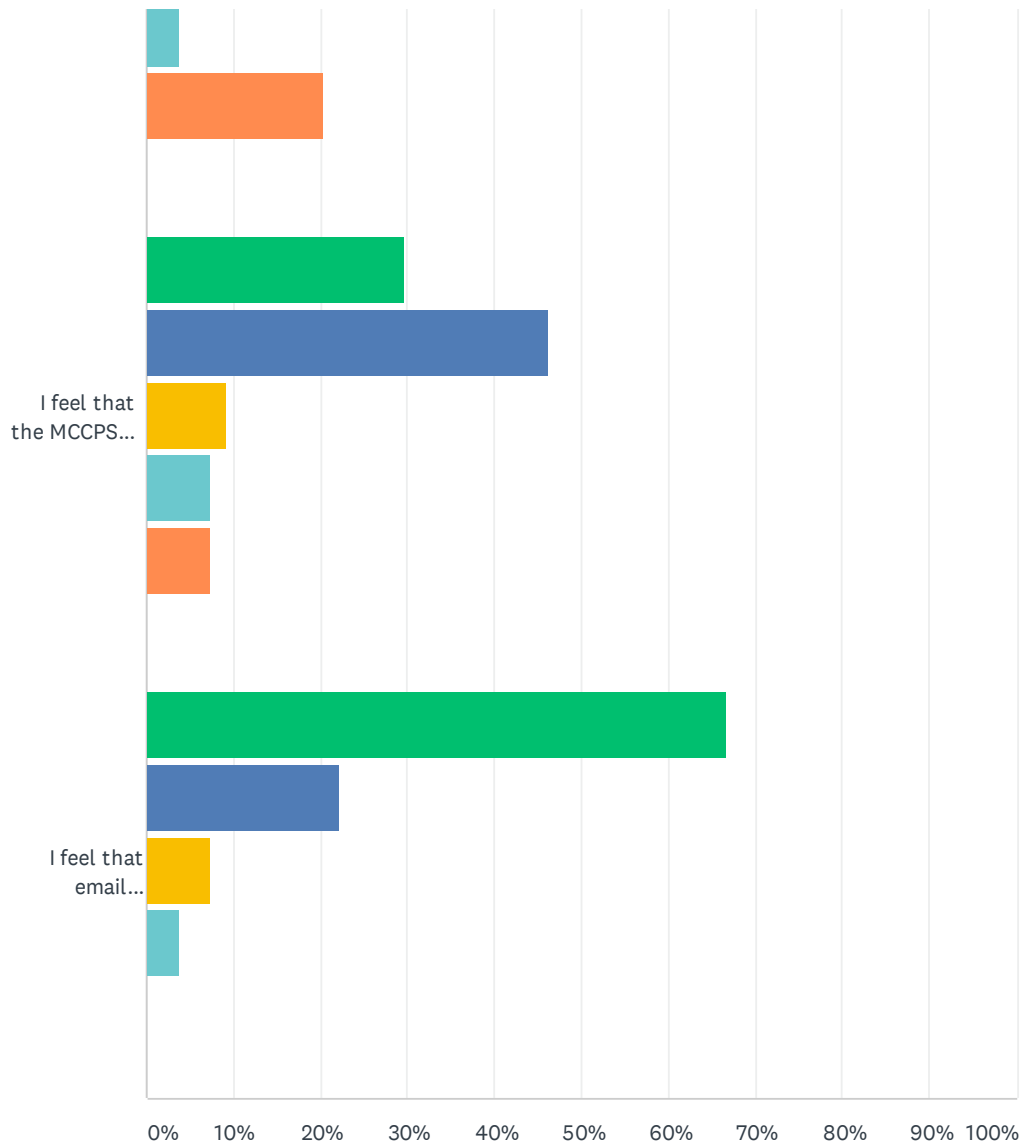
■ Very Satisfied
 ■ Somewhat Satisfied
 ■ Neutral
 ■ Somewhat Dissatisfied*
■ Very Dissatisfied*
 ■ Not applicable

	VERY SATISFIED	SOMEWHAT SATISFIED	NEUTRAL	SOMEWHAT DISSATISFIED*	VERY DISSATISFIED*	NOT APPLICABLE	TOTAL
Selection of enrichment options	42.59% 23	29.63% 16	7.41% 4	11.11% 6	7.41% 4	1.85% 1	54
Availability to participate in preferred enrichment	53.70% 29	29.63% 16	7.41% 4	5.56% 3	1.85% 1	1.85% 1	54
Quality of enrichment	33.33% 18	35.19% 19	14.81% 8	11.11% 6	3.70% 2	1.85% 1	54
Fees for enrichment	33.33% 18	25.93% 14	24.07% 13	9.26% 5	1.85% 1	5.56% 3	54

Q6 To what extent do you agree or disagree with the following statements regarding communication at MCCPS:

Answered: 54 Skipped: 10



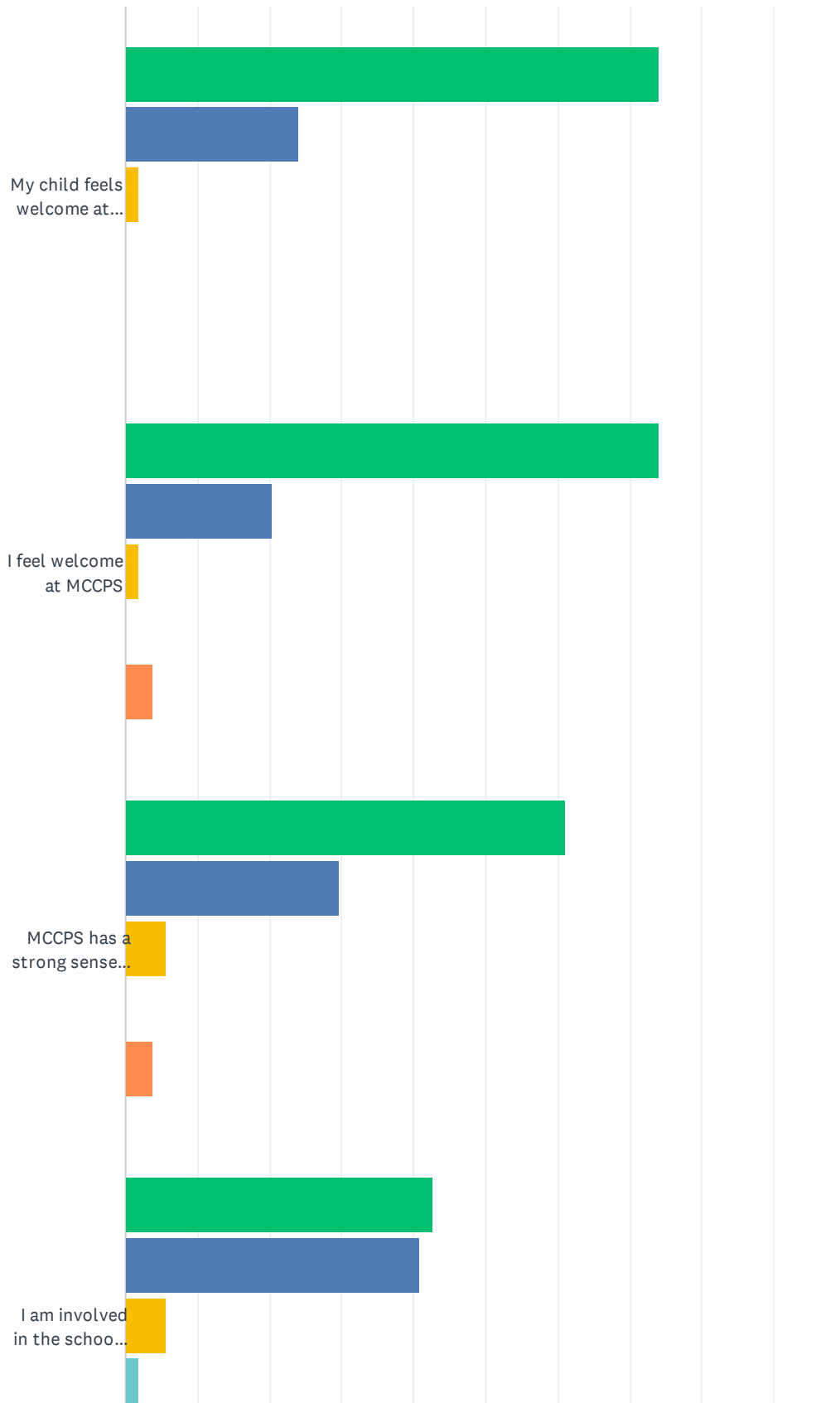


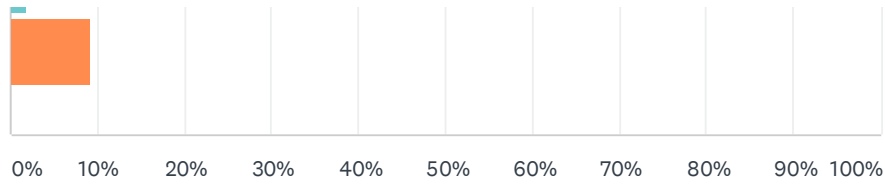
■ Strongly Agree
 ■ Somewhat Agree
 ■ Somewhat Disagree*
■ Strongly Disagree*
 ■ No opinion

	STRONGLY AGREE	SOMEWHAT AGREE	SOMEWHAT DISAGREE*	STRONGLY DISAGREE*	NO OPINION	TOTAL
I feel that my child's teachers are responsive to my concerns	62.96% 34	27.78% 15	9.26% 5	0.00% 0	0.00% 0	54
I feel that the Head of School is responsive to my concerns	42.59% 23	18.52% 10	1.85% 1	7.41% 4	29.63% 16	54
I feel adequately informed about PTO activities	51.85% 28	24.07% 13	7.41% 4	3.70% 2	12.96% 7	54
I feel adequately informed about the Board of Trustees activities	35.19% 19	29.63% 16	11.11% 6	3.70% 2	20.37% 11	54
I feel that the MCCPS website is helpful	29.63% 16	46.30% 25	9.26% 5	7.41% 4	7.41% 4	54
I feel that email communication for MCCPS is helpful	66.67% 36	22.22% 12	7.41% 4	3.70% 2	0.00% 0	54

Q7 To what extent do you agree or disagree with the following statements:

Answered: 54 Skipped: 10



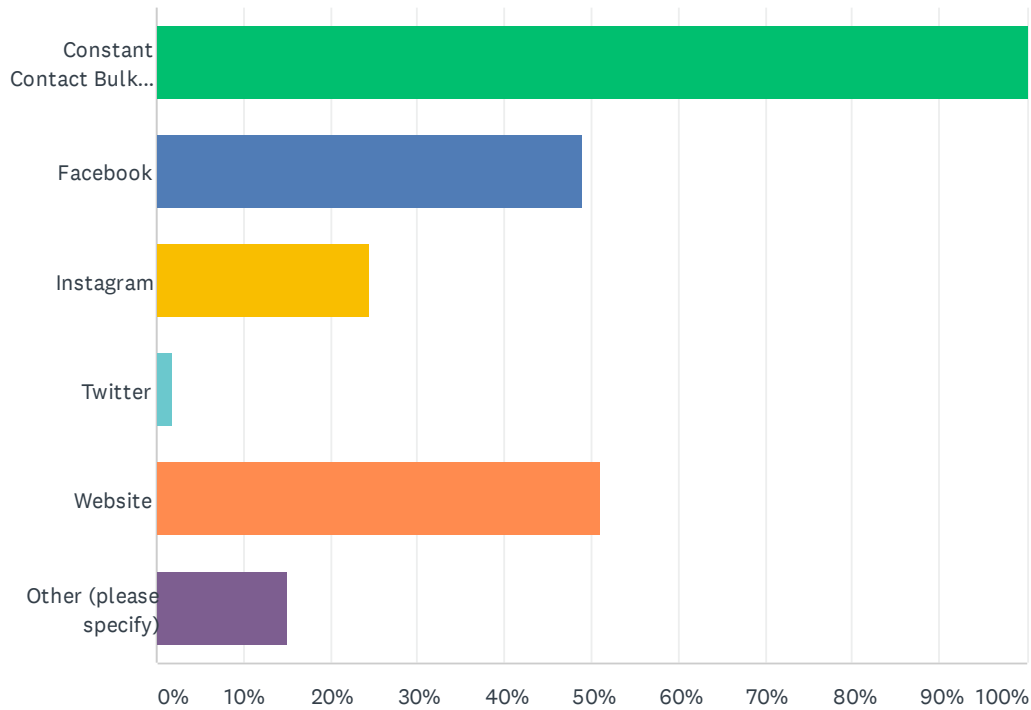


■ Strongly Agree
 ■ Somewhat Agree
 ■ Somewhat Disagree*
■ Strongly Disagree*
 ■ No Opinion

	STRONGLY AGREE	SOMEWHAT AGREE	SOMEWHAT DISAGREE*	STRONGLY DISAGREE*	NO OPINION	TOTAL
My child feels welcome at MCCPS	74.07% 40	24.07% 13	1.85% 1	0.00% 0	0.00% 0	54
I feel welcome at MCCPS	74.07% 40	20.37% 11	1.85% 1	0.00% 0	3.70% 2	54
MCCPS has a strong sense of community	61.11% 33	29.63% 16	5.56% 3	0.00% 0	3.70% 2	54
I am involved in the school as much as I am able	42.59% 23	40.74% 22	5.56% 3	1.85% 1	9.26% 5	54

Q8 How do you stay connected with our school? Check all that apply.

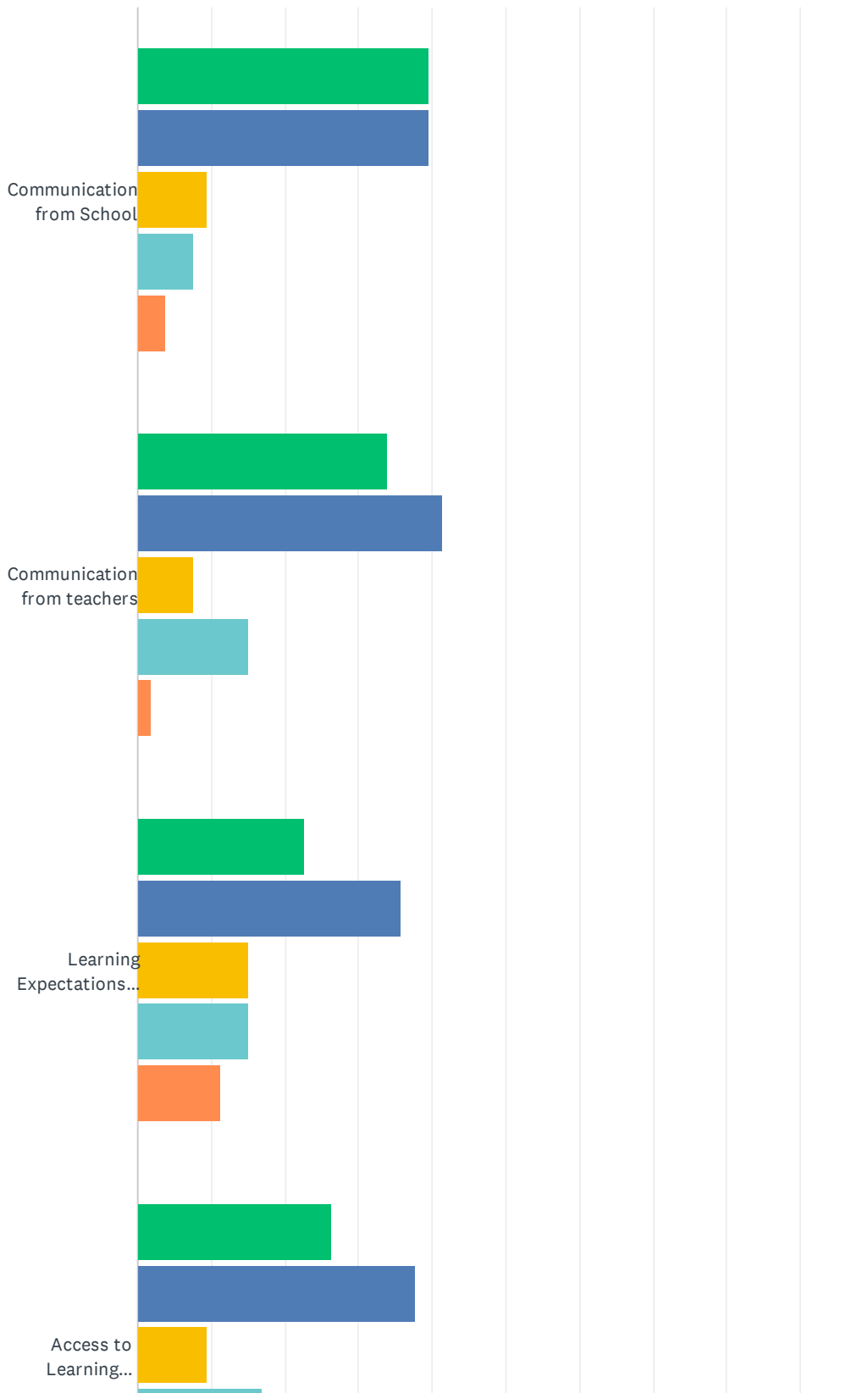
Answered: 53 Skipped: 11

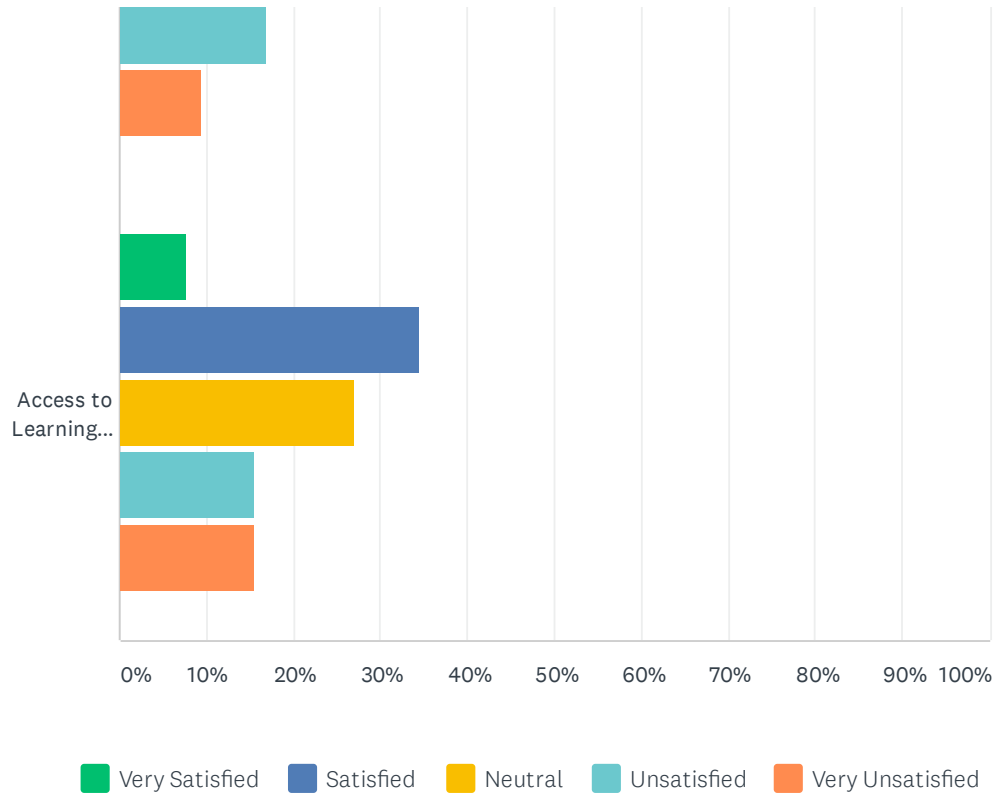


ANSWER CHOICES	RESPONSES	
Constant Contact Bulk Emails	100.00%	53
Facebook	49.06%	26
Instagram	24.53%	13
Twitter	1.89%	1
Website	50.94%	27
Other (please specify)	15.09%	8
Total Respondents: 53		

Q9 Please rate your level of satisfaction with remote learning during the extended school closure due to COVID19 (March 13-June 17)

Answered: 53 Skipped: 11





	VERY SATISFIED	SATISFIED	NEUTRAL	UNSATISFIED	VERY UNSATISFIED	TOTAL
Communication from School	39.62% 21	39.62% 21	9.43% 5	7.55% 4	3.77% 2	53
Communication from teachers	33.96% 18	41.51% 22	7.55% 4	15.09% 8	1.89% 1	53
Learning Expectations for Students	22.64% 12	35.85% 19	15.09% 8	15.09% 8	11.32% 6	53
Access to Learning Activities for students	26.42% 14	37.74% 20	9.43% 5	16.98% 9	9.43% 5	53
Access to Learning Activities for parents	7.69% 4	34.62% 18	26.92% 14	15.38% 8	15.38% 8	52

Q10 Please share any additional comments that you have about your family's experience at MCCPS.

Answered: 23 Skipped: 41

Q11 What do you believe should be the Board of Trustees and the Head of School's priorities for the future?

Answered: 24 Skipped: 40