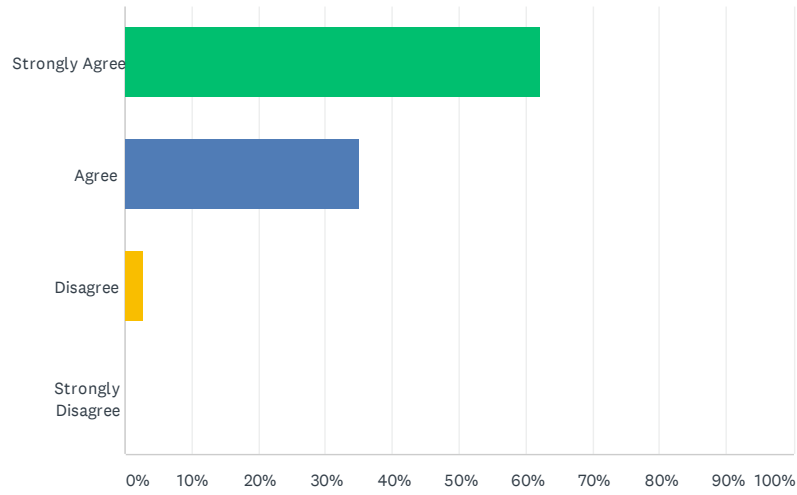


Q1 Name (optional)

Answered: 16 Skipped: 21

Q2 I find my my work at MCCPS to be professionally satisfying.

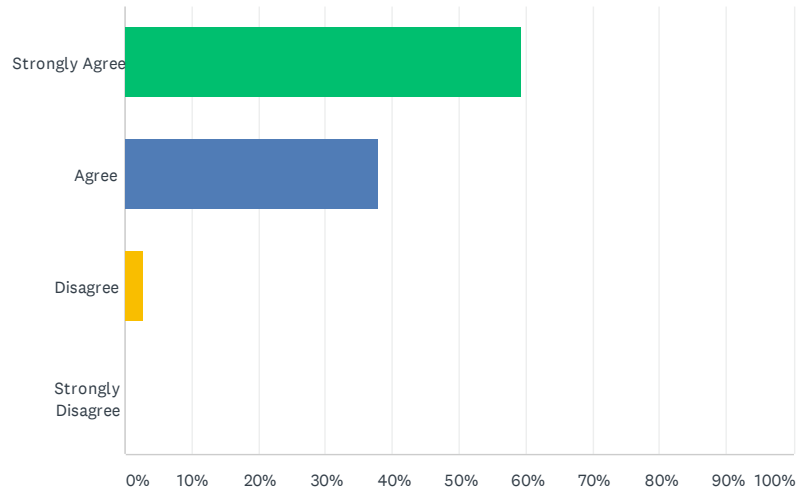
Answered: 37 Skipped: 0



ANSWER CHOICES	RESPONSES	
Strongly Agree	62.16%	23
Agree	35.14%	13
Disagree	2.70%	1
Strongly Disagree	0.00%	0
TOTAL		37

Q3 I feel a sense of community exists at MCCPS

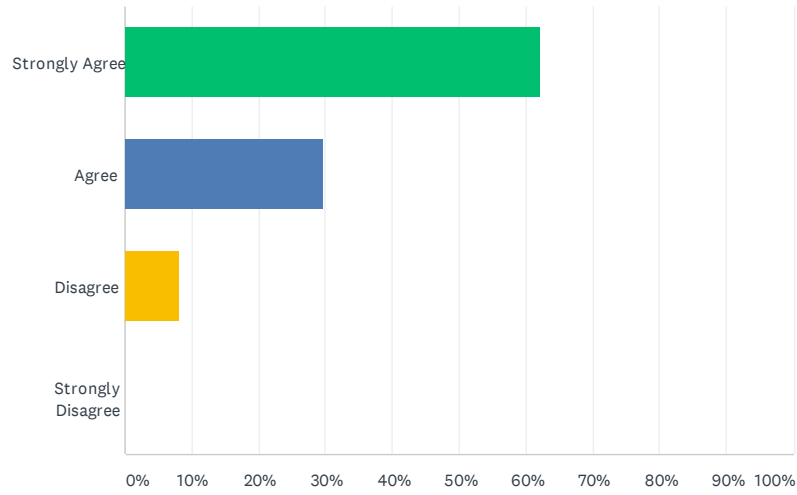
Answered: 37 Skipped: 0



ANSWER CHOICES	RESPONSES	
Strongly Agree	59.46%	22
Agree	37.84%	14
Disagree	2.70%	1
Strongly Disagree	0.00%	0
TOTAL		37

Q4 I feel that MCCPS is a school that values teacher leadership

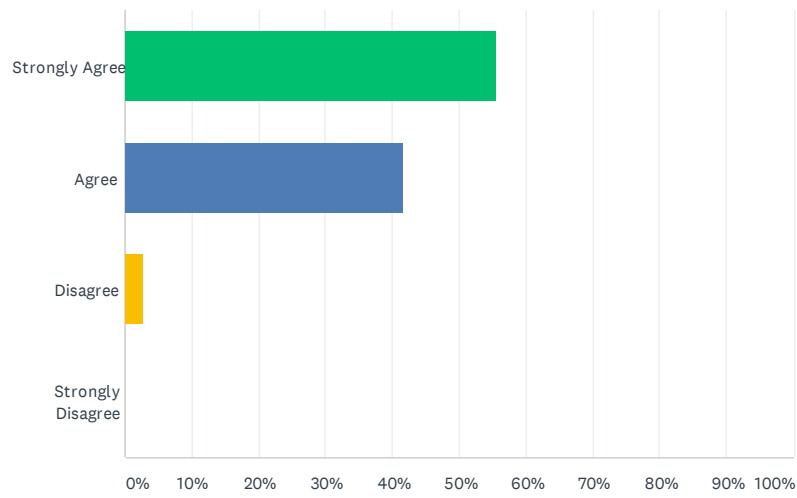
Answered: 37 Skipped: 0



ANSWER CHOICES	RESPONSES	
Strongly Agree	62.16%	23
Agree	29.73%	11
Disagree	8.11%	3
Strongly Disagree	0.00%	0
TOTAL		37

Q5 I feel that a culture of innovation is present at MCCPS. My colleagues and I are continually working to improve our school and our service to students

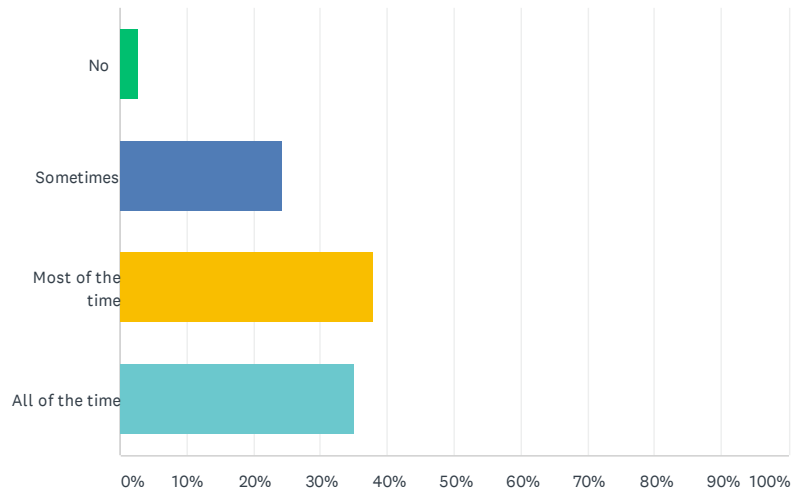
Answered: 36 Skipped: 1



ANSWER CHOICES	RESPONSES	
Strongly Agree	55.56%	20
Agree	41.67%	15
Disagree	2.78%	1
Strongly Disagree	0.00%	0
TOTAL		36

Q6 I feel supported at MCCPS. help is available to me if I need it regarding student issues, parent/colleague concerns, and/or other challenges

Answered: 37 Skipped: 0



ANSWER CHOICES	RESPONSES	
No	2.70%	1
Sometimes	24.32%	9
Most of the time	37.84%	14
All of the time	35.14%	13
TOTAL		37

Q7 What has been especially challenging and/or difficult for you this year?

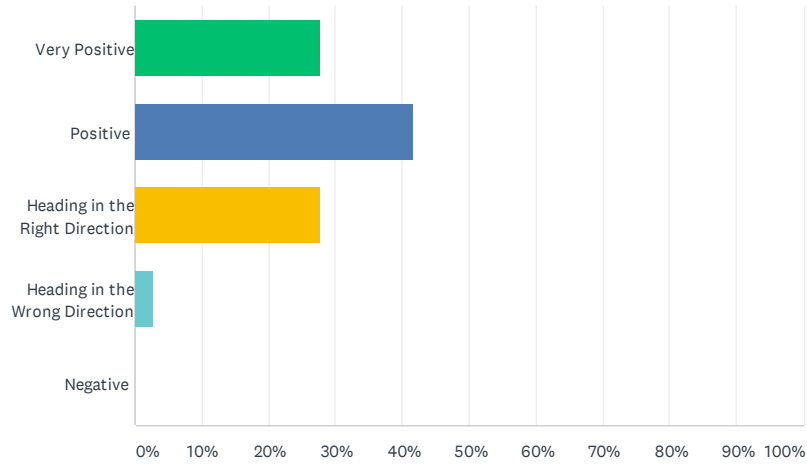
Answered: 34 Skipped: 3

Q8 What has been especially valuable, rewarding, and/or important to you this year?

Answered: 35 Skipped: 2

Q9 Please indicate your opinion of the direction of the school in terms of culture

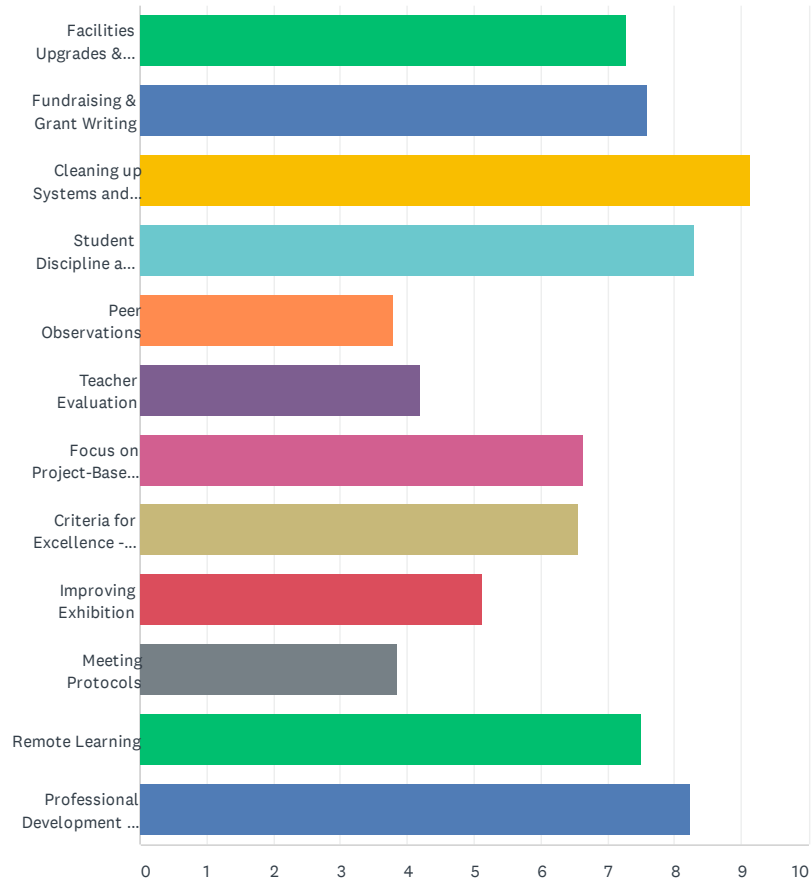
Answered: 36 Skipped: 1



ANSWER CHOICES	RESPONSES	
Very Positive	27.78%	10
Positive	41.67%	15
Heading in the Right Direction	27.78%	10
Heading in the Wrong Direction	2.78%	1
Negative	0.00%	0
TOTAL		36

Q10 Please rank order the topics that you believe should be a priority for next year

Answered: 37 Skipped: 0



	1	2	3	4	5	6	7	8	9	10	11	12
Facilities Upgrades & Expansion	10.81% 4	13.51% 5	16.22% 6	2.70% 1	2.70% 1	8.11% 3	16.22% 6	2.70% 1	5.41% 2	10.81% 4	8.11% 3	2.70% 1
Fundraising & Grant Writing	13.51% 5	13.51% 5	8.11% 3	0.00% 0	16.22% 6	13.51% 5	5.41% 2	16.22% 6	2.70% 1	2.70% 1	2.70% 1	5.41% 2
Cleaning up Systems and Protocols in Special Education	31.43% 11	11.43% 4	8.57% 3	11.43% 4	11.43% 4	5.71% 2	5.71% 2	2.86% 1	8.57% 3	2.86% 1	0.00% 0	0.00% 0
Student Discipline and Behavior/Classroom Management	13.51% 5	13.51% 5	2.70% 1	24.32% 9	16.22% 6	2.70% 1	10.81% 4	5.41% 2	5.41% 2	2.70% 1	0.00% 0	2.70% 1
Peer Observations	0.00% 0	0.00% 0	0.00% 0	5.88% 2	5.88% 2	0.00% 0	2.94% 1	23.53% 8	14.71% 5	11.76% 4	14.71% 5	20.59% 7
Teacher Evaluation	0.00% 0	0.00% 0	5.88% 2	0.00% 0	2.94% 1	8.82% 3	5.88% 2	8.82% 3	23.53% 8	17.65% 6	23.53% 8	2.94% 1
Focus on Project-Based Learning	5.71% 2	5.71% 2	8.57% 3	20.00% 7	2.86% 1	5.71% 2	14.29% 5	5.71% 2	11.43% 4	8.57% 3	5.71% 2	5.71% 2
Criteria for Excellence - Measuring Student Growth	2.94% 1	2.94% 1	17.65% 6	5.88% 2	8.82% 3	14.71% 5	14.71% 5	8.82% 3	2.94% 1	2.94% 1	14.71% 5	2.94% 1
Improving Exhibition	0.00% 0	2.94% 1	8.82% 3	5.88% 2	8.82% 3	5.88% 2	5.88% 2	11.76% 4	14.71% 5	14.71% 5	8.82% 3	11.76% 4
Meeting Protocols	0.00% 0	2.94% 1	5.88% 2	2.94% 1	0.00% 0	8.82% 3	8.82% 3	5.88% 2	5.88% 2	14.71% 5	11.76% 4	32.35% 11
Remote Learning	17.14% 6	14.29% 5	0.00% 0	8.57% 3	17.14% 6	14.29% 5	2.86% 1	5.71% 2	0.00% 0	0.00% 0	8.57% 3	11.43% 4
Professional Development for Teachers	5.56% 2	19.44% 7	19.44% 7	13.89% 5	11.11% 4	8.33% 3	5.56% 2	0.00% 0	2.78% 1	8.33% 3	2.78% 1	2.78% 1

Q11 What else would you like to communicate about your level of satisfaction with the school?

Answered: 24 Skipped: 13