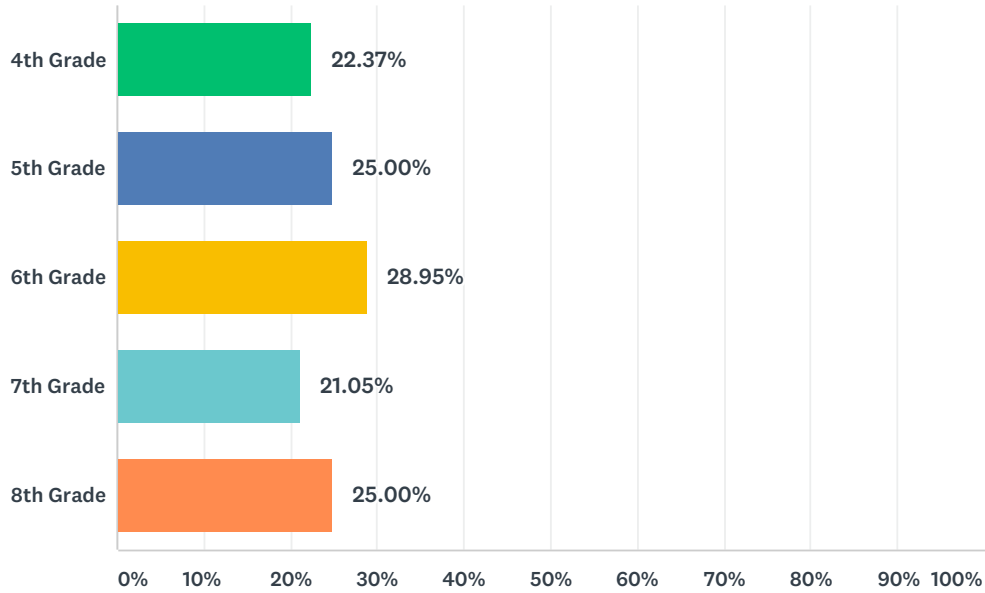


Q1 Please select the grade of your child. Please select all that apply.

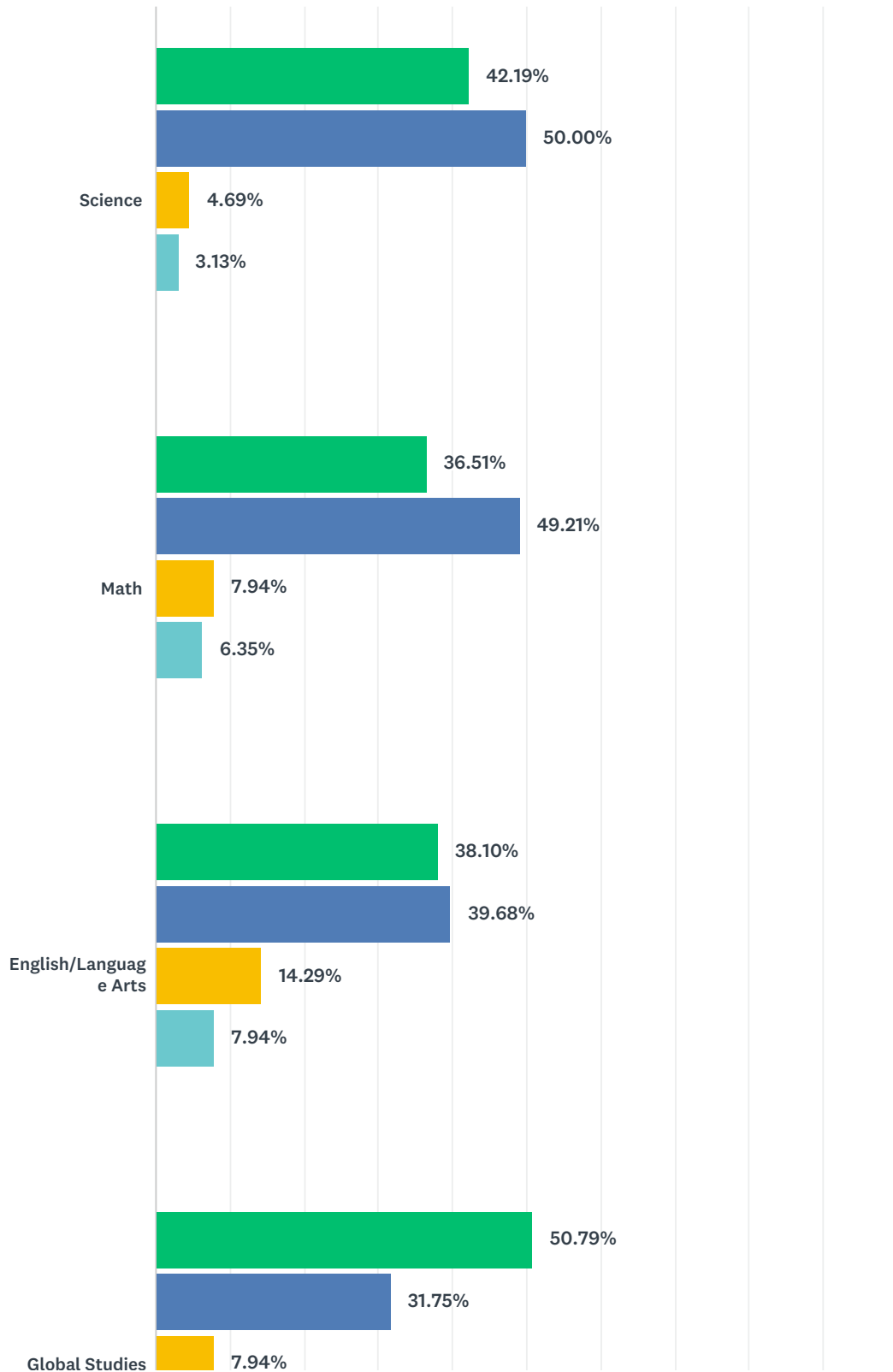
Answered: 76 Skipped: 2

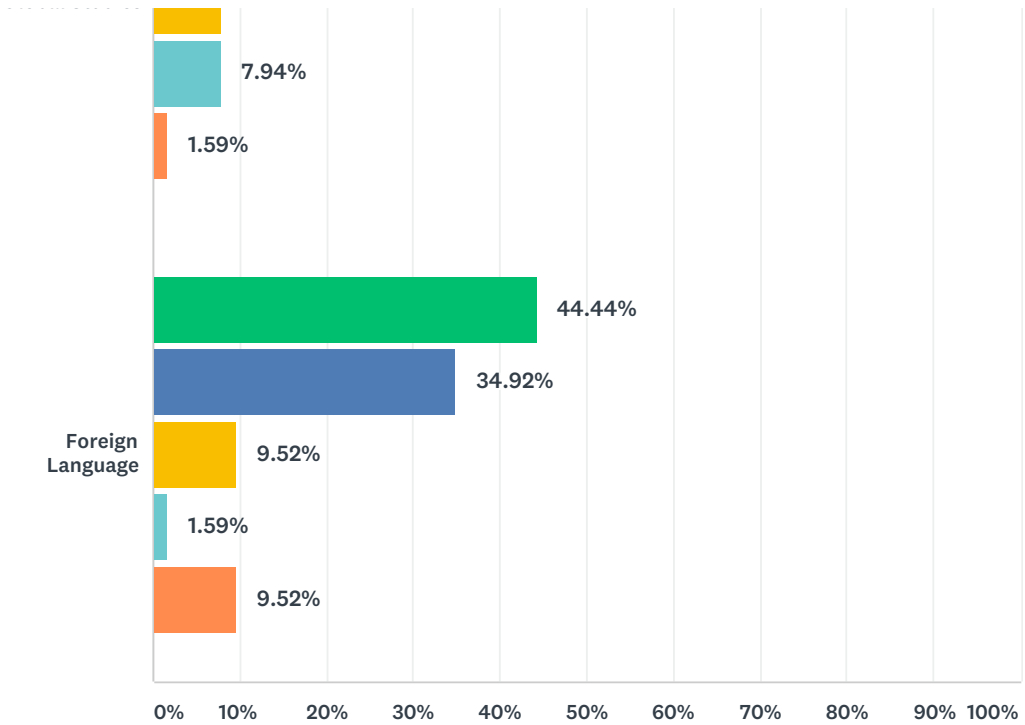


ANSWER CHOICES	RESPONSES
4th Grade	22.37% 17
5th Grade	25.00% 19
6th Grade	28.95% 22
7th Grade	21.05% 16
8th Grade	25.00% 19
Total Respondents: 76	

Q2 To what extent do you agree or disagree with the following statement: "The academic program in the following subject meets the needs of my child."

Answered: 64 Skipped: 14



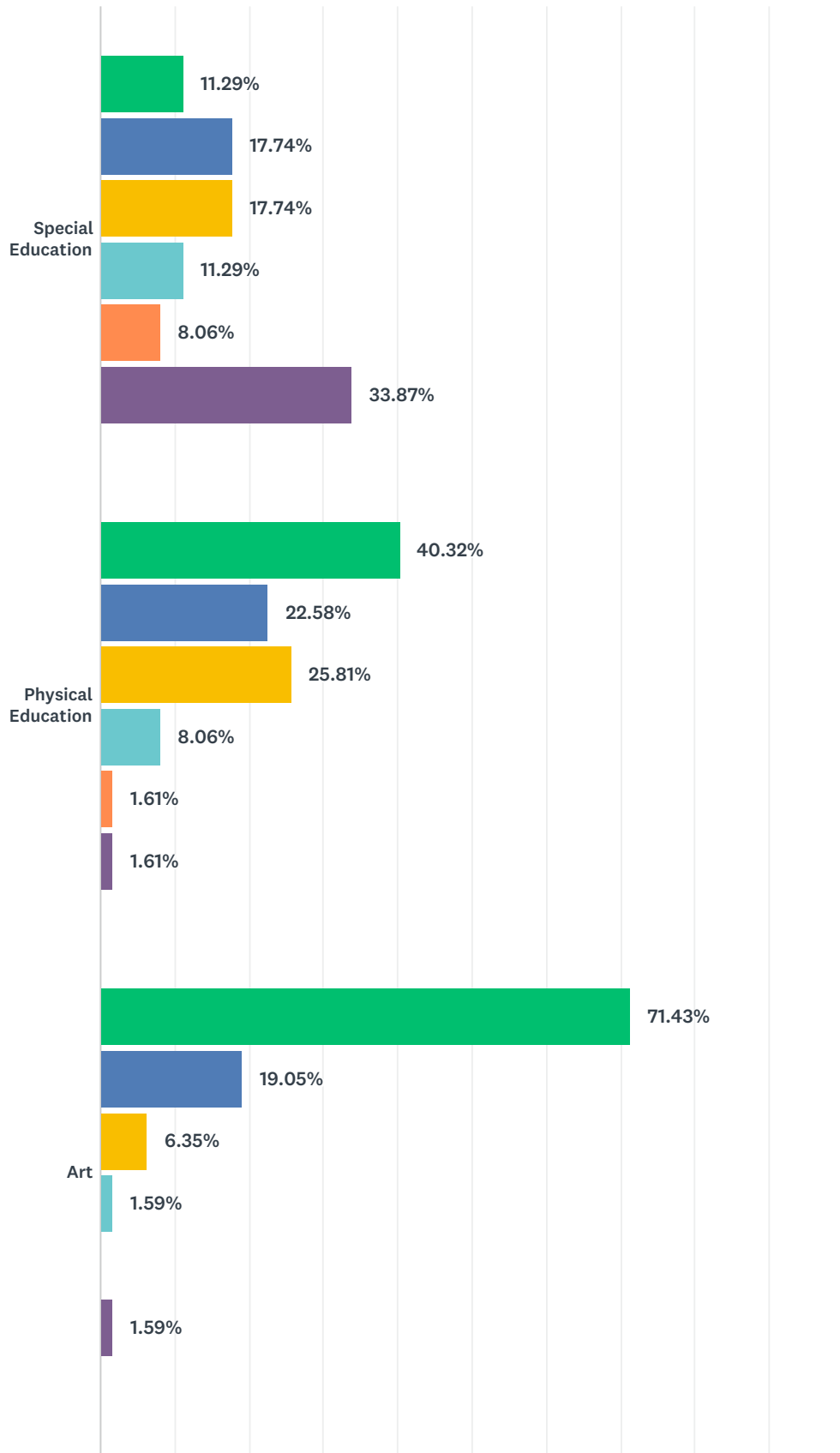


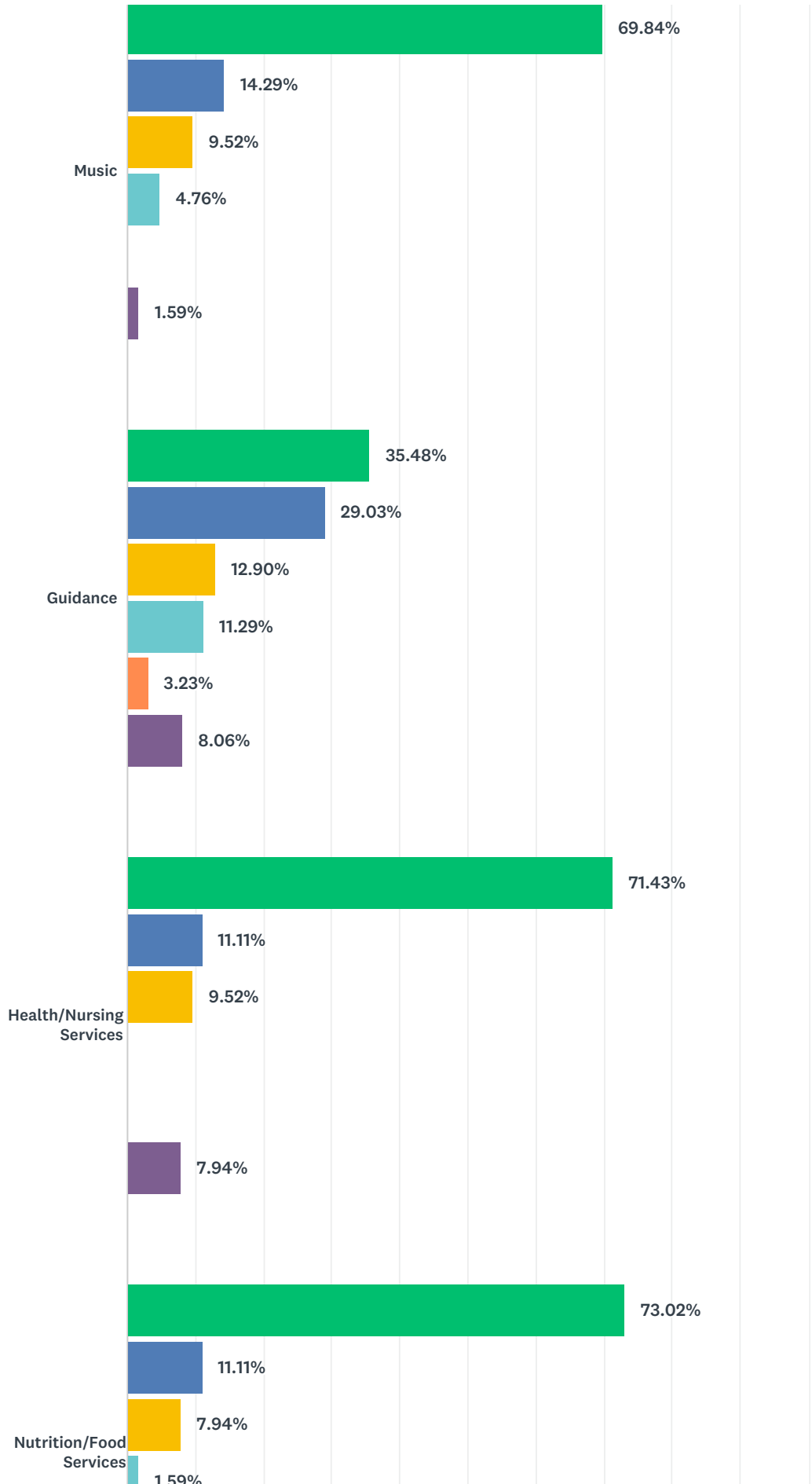
■ Strongly Agree
 ■ Somewhat Agree
 ■ Somewhat Disagree*
■ Strongly Disagree*
 ■ N/A

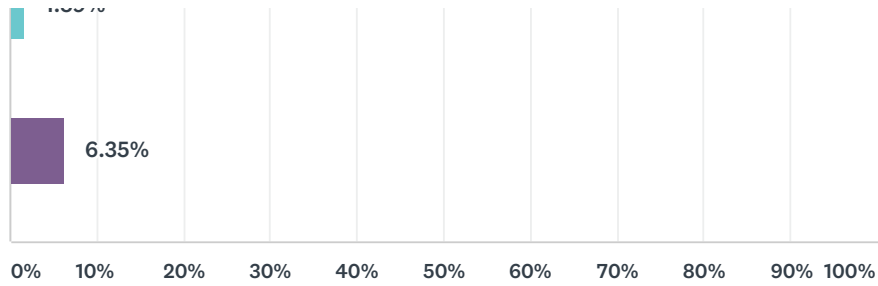
	STRONGLY AGREE	SOMEWHAT AGREE	SOMEWHAT DISAGREE*	STRONGLY DISAGREE*	N/A	TOTAL
Science	42.19% 27	50.00% 32	4.69% 3	3.13% 2	0.00% 0	64
Math	36.51% 23	49.21% 31	7.94% 5	6.35% 4	0.00% 0	63
English/Language Arts	38.10% 24	39.68% 25	14.29% 9	7.94% 5	0.00% 0	63
Global Studies	50.79% 32	31.75% 20	7.94% 5	7.94% 5	1.59% 1	63
Foreign Language	44.44% 28	34.92% 22	9.52% 6	1.59% 1	9.52% 6	63

Q3 Please indicate your level of satisfaction with the following:

Answered: 63 Skipped: 15





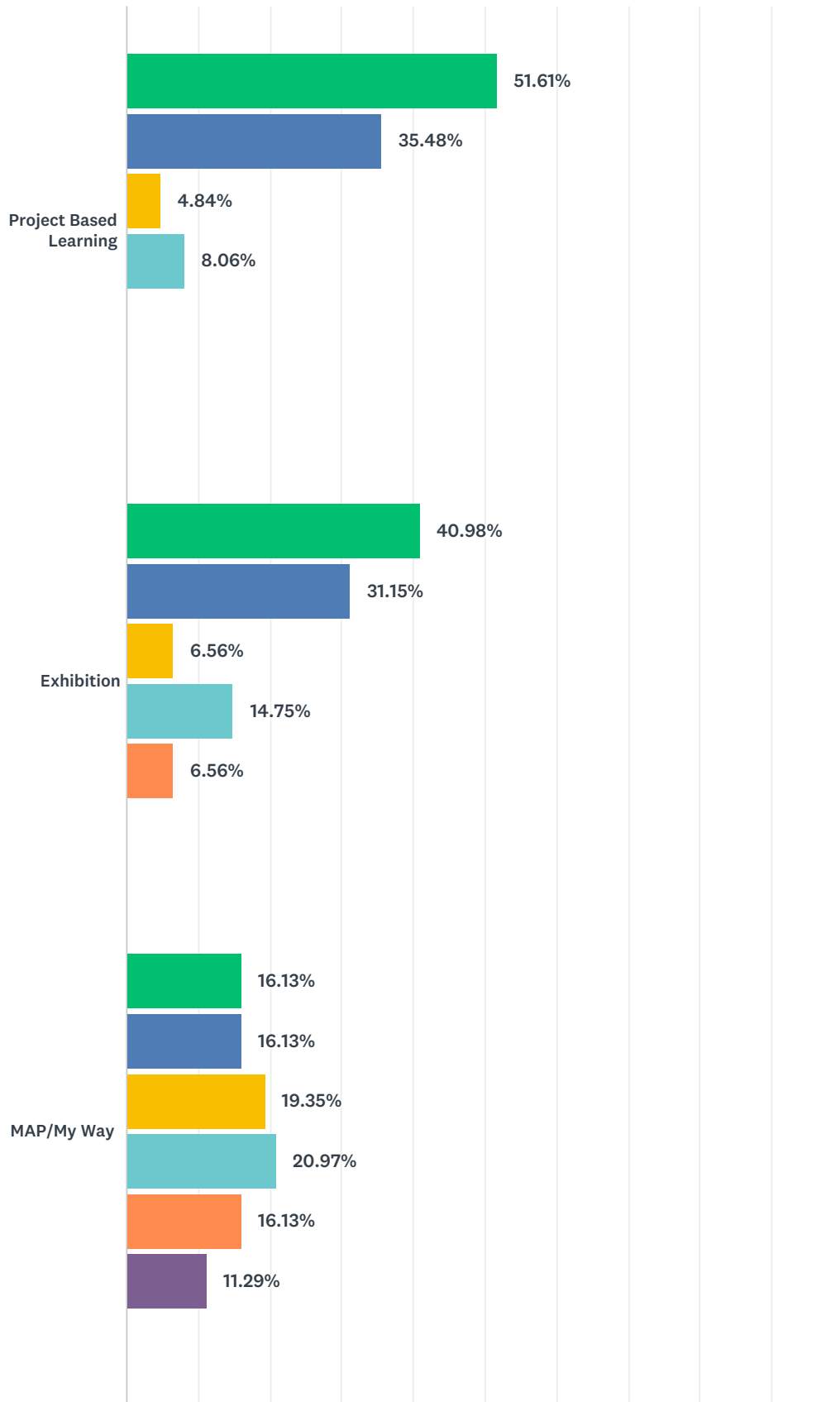


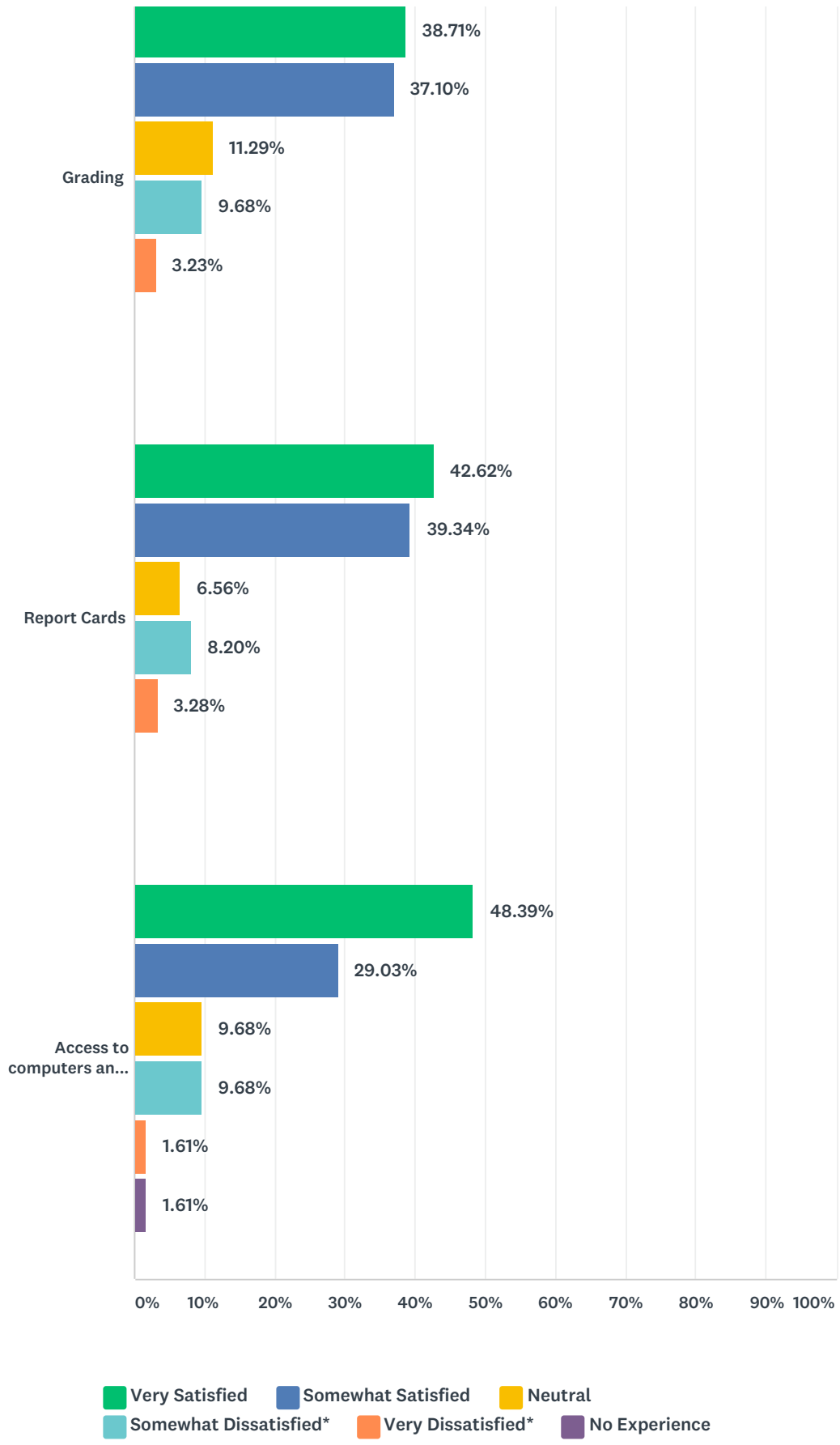
■ Very Satisfied
 ■ Somewhat Satisfied
 ■ Neutral
■ Somewhat Dissatisfied*
 ■ Very Dissatisfied*
 ■ No experience

	VERY SATISFIED	SOMEWHAT SATISFIED	NEUTRAL	SOMEWHAT DISSATISFIED*	VERY DISSATISFIED*	NO EXPERIENCE	TOTAL
Special Education	11.29% 7	17.74% 11	17.74% 11	11.29% 7	8.06% 5	33.87% 21	62
Physical Education	40.32% 25	22.58% 14	25.81% 16	8.06% 5	1.61% 1	1.61% 1	62
Art	71.43% 45	19.05% 12	6.35% 4	1.59% 1	0.00% 0	1.59% 1	63
Music	69.84% 44	14.29% 9	9.52% 6	4.76% 3	0.00% 0	1.59% 1	63
Guidance	35.48% 22	29.03% 18	12.90% 8	11.29% 7	3.23% 2	8.06% 5	62
Health/Nursing Services	71.43% 45	11.11% 7	9.52% 6	0.00% 0	0.00% 0	7.94% 5	63
Nutrition/Food Services	73.02% 46	11.11% 7	7.94% 5	1.59% 1	0.00% 0	6.35% 4	63

Q4 Please indicate your level of satisfaction with the following:

Answered: 62 Skipped: 16





■ Very Satisfied
 ■ Somewhat Satisfied
 ■ Neutral
■ Somewhat Dissatisfied*
 ■ Very Dissatisfied*
 ■ No Experience

	VERY SATISFIED	SOMEWHAT SATISFIED	NEUTRAL	SOMEWHAT DISSATISFIED*	VERY DISSATISFIED*	NO EXPERIENCE	TOTAL
--	----------------	--------------------	---------	------------------------	--------------------	---------------	-------

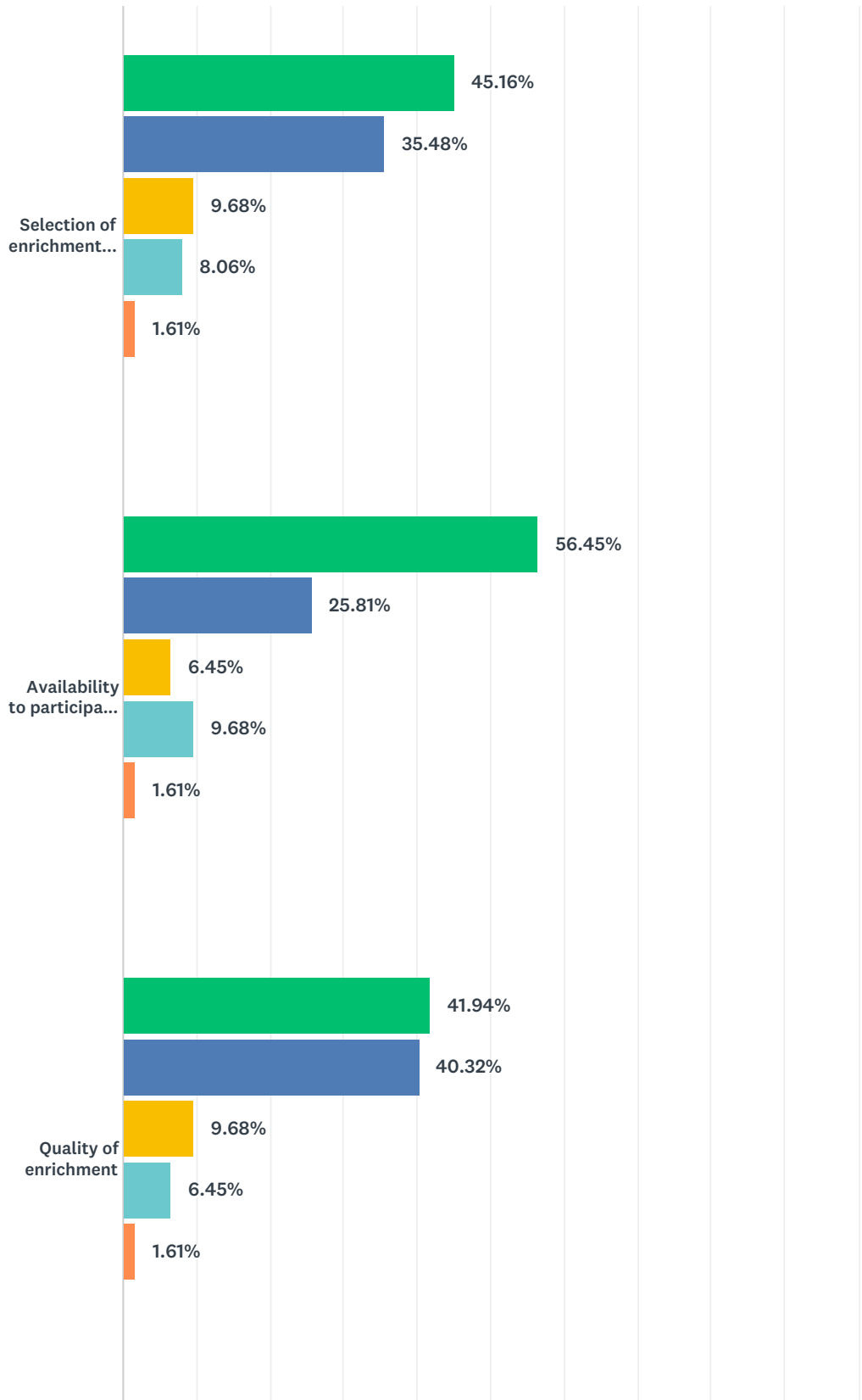
MCCPS Parent Satisfaction Survey

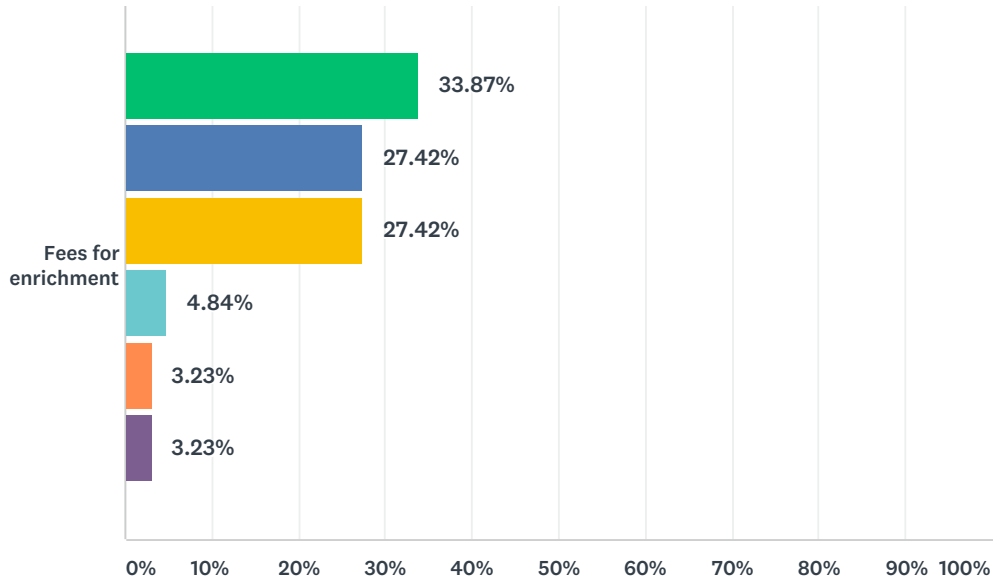
SurveyMonkey

Project Based Learning	51.61% 32	35.48% 22	4.84% 3	8.06% 5	0.00% 0	0.00% 0	62
Exhibition	40.98% 25	31.15% 19	6.56% 4	14.75% 9	6.56% 4	0.00% 0	61
MAP/My Way	16.13% 10	16.13% 10	19.35% 12	20.97% 13	16.13% 10	11.29% 7	62
Grading	38.71% 24	37.10% 23	11.29% 7	9.68% 6	3.23% 2	0.00% 0	62
Report Cards	42.62% 26	39.34% 24	6.56% 4	8.20% 5	3.28% 2	0.00% 0	61
Access to computers and technology in the school	48.39% 30	29.03% 18	9.68% 6	9.68% 6	1.61% 1	1.61% 1	62

Q5 Please indicate your level of satisfaction with the enrichment program at MCCPS:

Answered: 62 Skipped: 16



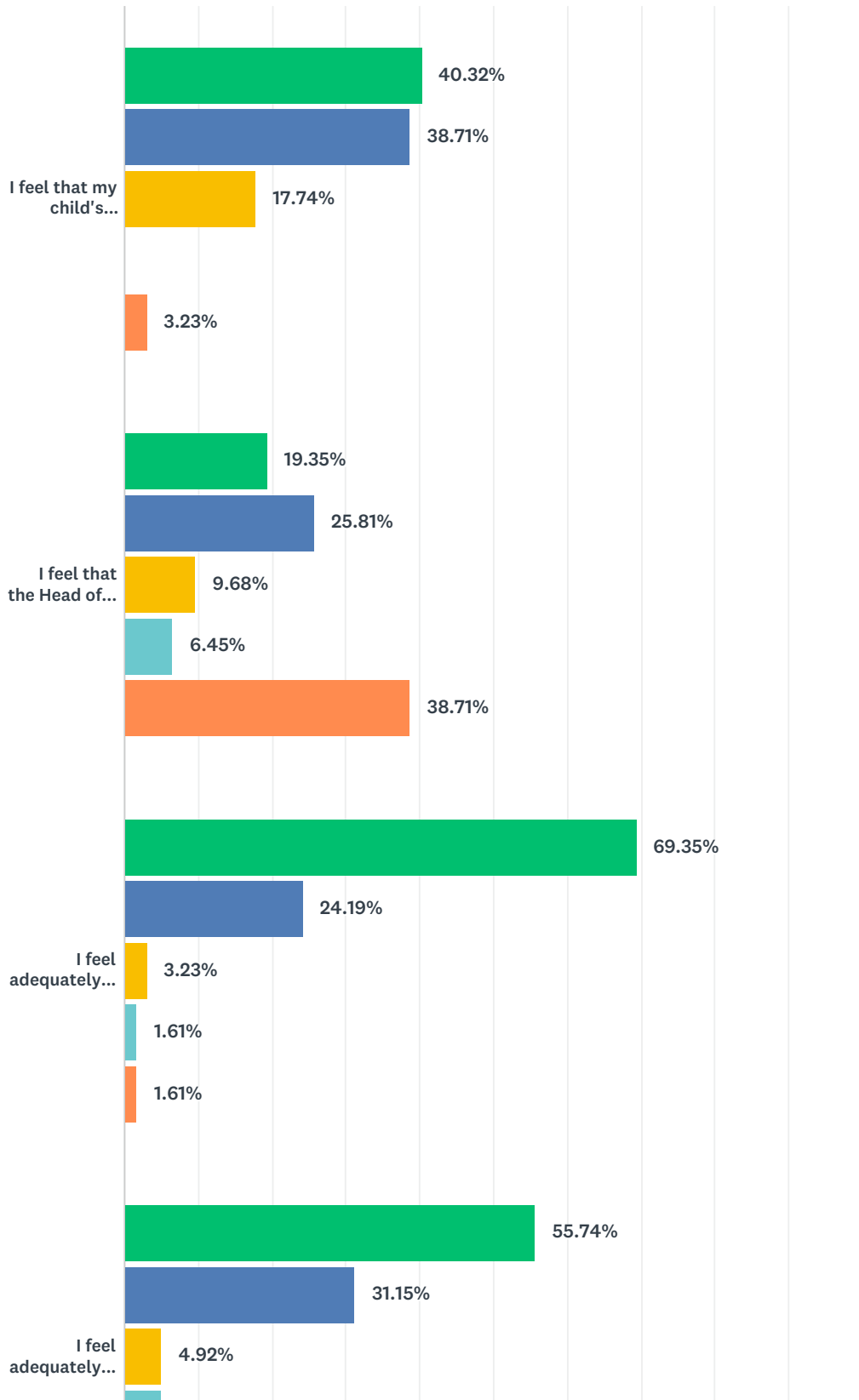


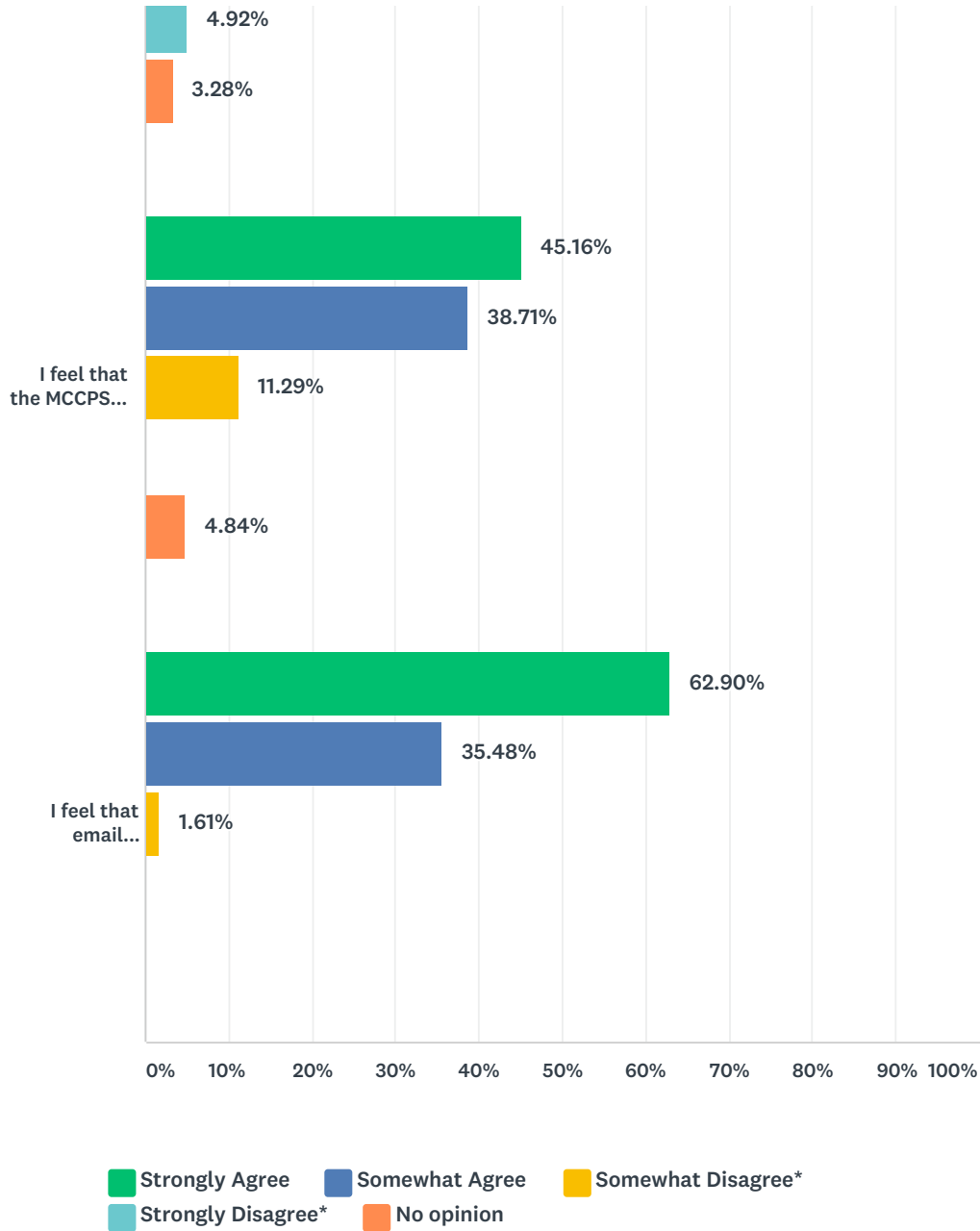
■ Very Satisfied
 ■ Somewhat Satisfied
 ■ Neutral
■ Somewhat Dissatisfied*
 ■ Very Dissatisfied*
 ■ Not applicable

	VERY SATISFIED	SOMEWHAT SATISFIED	NEUTRAL	SOMEWHAT DISSATISFIED*	VERY DISSATISFIED*	NOT APPLICABLE	TOTAL
Selection of enrichment options	45.16% 28	35.48% 22	9.68% 6	8.06% 5	1.61% 1	0.00% 0	62
Availability to participate in preferred enrichment	56.45% 35	25.81% 16	6.45% 4	9.68% 6	1.61% 1	0.00% 0	62
Quality of enrichment	41.94% 26	40.32% 25	9.68% 6	6.45% 4	1.61% 1	0.00% 0	62
Fees for enrichment	33.87% 21	27.42% 17	27.42% 17	4.84% 3	3.23% 2	3.23% 2	62

Q6 To what extent do you agree or disagree with the following statements regarding communication at MCCPS:

Answered: 62 Skipped: 16

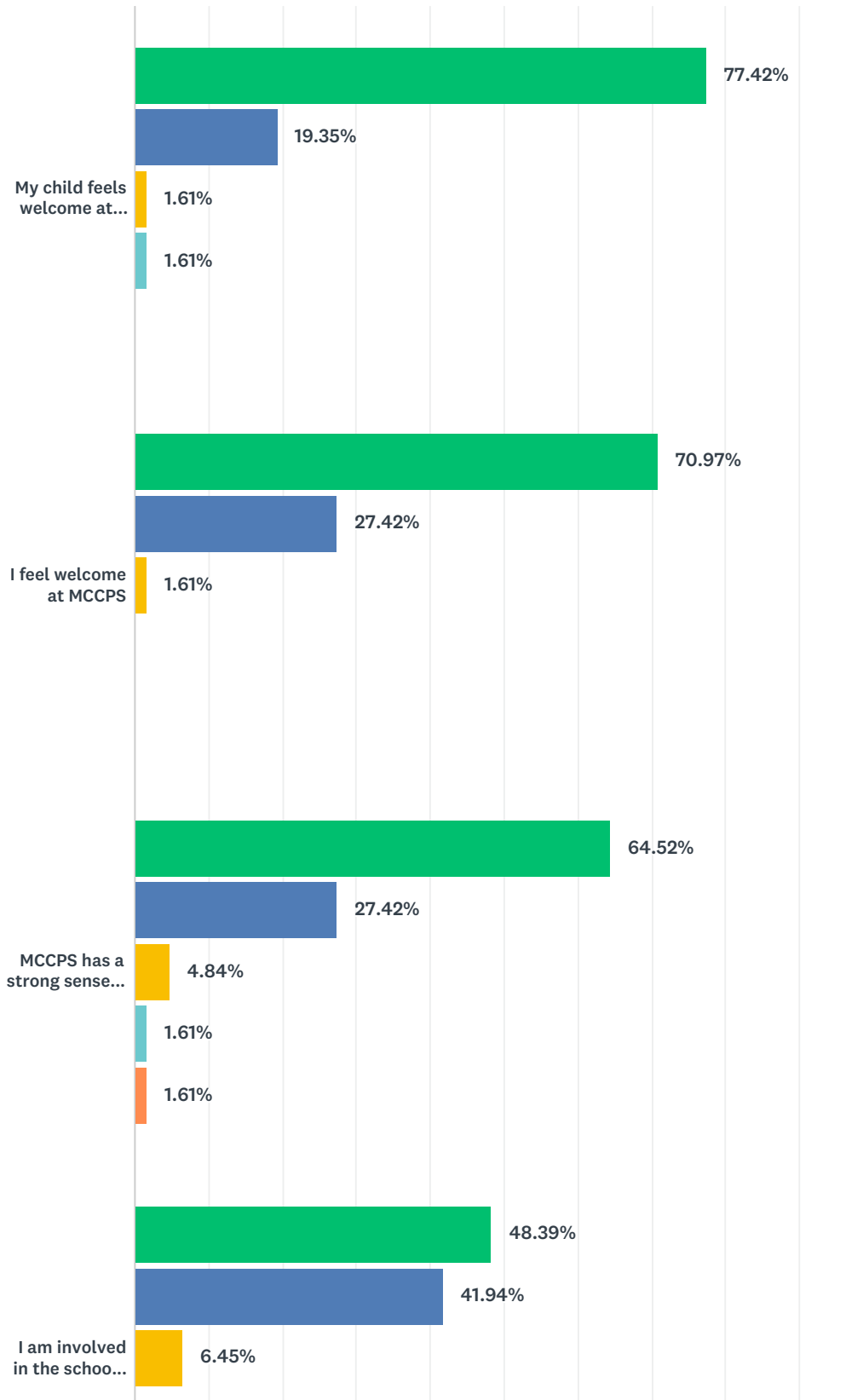


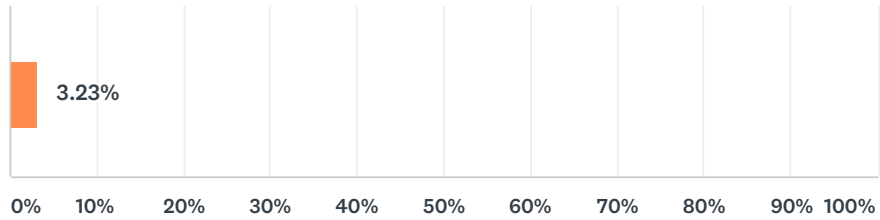


	STRONGLY AGREE	SOMEWHAT AGREE	SOMEWHAT DISAGREE*	STRONGLY DISAGREE*	NO OPINION	TOTAL
I feel that my child's teachers are responsive to my concerns	40.32% 25	38.71% 24	17.74% 11	0.00% 0	3.23% 2	62
I feel that the Head of School is responsive to my concerns	19.35% 12	25.81% 16	9.68% 6	6.45% 4	38.71% 24	62
I feel adequately informed about PTO activities	69.35% 43	24.19% 15	3.23% 2	1.61% 1	1.61% 1	62
I feel adequately informed about the Board of Trustees activities	55.74% 34	31.15% 19	4.92% 3	4.92% 3	3.28% 2	61
I feel that the MCCPS website is helpful	45.16% 28	38.71% 24	11.29% 7	0.00% 0	4.84% 3	62
I feel that email communication for MCCPS is helpful	62.90% 39	35.48% 22	1.61% 1	0.00% 0	0.00% 0	62

Q7 To what extent do you agree or disagree with the following statements:

Answered: 62 Skipped: 16





■ Strongly Agree
 ■ Somewhat Agree
 ■ Somewhat Disagree*
■ Strongly Disagree*
 ■ No Opinion

	STRONGLY AGREE	SOMEWHAT AGREE	SOMEWHAT DISAGREE*	STRONGLY DISAGREE*	NO OPINION	TOTAL
My child feels welcome at MCCPS	77.42% 48	19.35% 12	1.61% 1	1.61% 1	0.00% 0	62
I feel welcome at MCCPS	70.97% 44	27.42% 17	1.61% 1	0.00% 0	0.00% 0	62
MCCPS has a strong sense of community	64.52% 40	27.42% 17	4.84% 3	1.61% 1	1.61% 1	62
I am involved in the school as much as I am able	48.39% 30	41.94% 26	6.45% 4	0.00% 0	3.23% 2	62

Q8 Please share any additional comments that you have about your family's experience at MCCPS.

Answered: 34 Skipped: 44

Q9 What do you believe should be the Board of Trustees and the new Head of School's priorities for the next two school years?

Answered: 38 Skipped: 40