



Elevate School

Board Meeting

Date and Time

Monday January 12, 2026 at 4:00 PM PST

Elevate School - Middle School Campus, Fireside Room
8404 Phyllis Place
San Diego, CA 92123

The public comment portion of the meeting is set aside for members of the audience to make comments or raise issues that are not specifically on the agenda or those items that are on the agenda. These presentations are limited to three (3) minutes per person and the total time allotted to non-agenda items will not exceed fifteen (15) minutes. Individuals wishing to speak please complete a [Public Comment Request Form](#) by 10:00am on the day of the meeting.

Agenda

	Purpose	Presenter	Time
I. Opening Items			4:00 PM
A. Record Attendance and Guests		Cheryl Gorman	1 m
B. Call the Meeting to Order		Cheryl Gorman	1 m
C. Approve Agenda	Vote	Cheryl Gorman	1 m
D. Approve Minutes from December 8 Board Meeting	Approve Minutes	Cheryl Gorman	2 m

	Purpose	Presenter	Time
E. Approve Minutes from October 23 Special Board Meeting	Approve Minutes	Cheryl Gorman	2 m
F. Core Values and Board Meeting Protocol		Cheryl Gorman	2 m
G. Non-Agenda Public Comment		Cheryl Gorman	5 m
II. Agenda Items			4:14 PM
A. Executive Director Report	FYI	Ryan Elliott	15 m
B. Fiscal Update	FYI	Chancellor Brown	15 m
C. Review Winter ConApp	FYI	Ryan Elliott	5 m
D. Approve 26-27 Academic Calendar and Instructional Minutes	Vote	Ryan Elliott	10 m
E. Approve 24-25 SARC Report	Vote	Ryan Elliott	5 m
F. 25-26 Board Goal Updates	Discuss	Cheryl Gorman	20 m
III. Closing Items			5:24 PM
A. Adjourn Meeting	Vote		

Coversheet

Approve Minutes from December 8 Board Meeting

Section:	I. Opening Items
Item:	D. Approve Minutes from December 8 Board Meeting
Purpose:	Approve Minutes
Submitted by:	
Related Material:	Minutes for Board Meeting on December 8, 2025

APPROVED



Elevate School

Minutes

Board Meeting

Date and Time

Mon Dec 8, 2025 at 4:00 PM

Elevate School - Middle School Campus, Fireside Room
8404 Phyllis Place
San Diego, CA 92123

The public comment portion of the meeting is set aside for members of the audience to make comments or raise issues that are not specifically on the agenda or those items that are on the agenda. These presentations are limited to three (3) minutes per person and the total time allotted to non-agenda items will not exceed fifteen (15) minutes. Individuals wishing to speak please complete a [Public Comment Request Form](#) by 10:00am on the day of the meeting.

Directors Present

Becky Madeja, Chancellor Brown, Cheryl Gorman, Jane Leverson, Sophie Karagianes

Directors Absent

None

Directors who arrived after the meeting opened

Chancellor Brown, Jane Leverson

Guests Present

Brian Badillo, Elevate Student

I. Opening Items

A. Record Attendance and Guests

B. Call the Meeting to Order

Cheryl Gorman called a meeting of the board of directors of Elevate School to order on Monday Dec 8, 2025 at 4:11 PM.

C. Approve Agenda

Becky Madeja made a motion to approve agenda.

Sophie Karagianes seconded the motion.

The board **VOTED** to approve the motion.

Roll Call

Cheryl Gorman	Aye
Becky Madeja	Aye
Chancellor Brown	Absent
Sophie Karagianes	Aye
Jane Leverson	Absent

D. Approve Minutes from October 20 Board Meeting

Sophie Karagianes made a motion to approve the minutes from Board Meeting on 10-20-25.

Cheryl Gorman seconded the motion.

The board **VOTED** to approve the motion.

Roll Call

Chancellor Brown	Absent
Sophie Karagianes	Aye
Jane Leverson	Absent
Cheryl Gorman	Aye
Becky Madeja	Aye

E. Core Values and Board Meeting Protocol

Elevate Core Values and Board Meeting Norms were read aloud.

F. Non-Agenda Public Comment

Elevate student made a presentation to install a vending machine on the middle school campus. Positives included convenience to students and staff, 10% of profits donated to the school; supports after school access to snacks and refreshments. Cheryl to provide detailed business plan to Board for review.

Jane Leverson arrived at 4:20 PM.

Chancellor Brown arrived at 4:20 PM.

II. Agenda Items

A. Executive Director Report

Ryan shared updates:

- Enrollment still strong
- Attendance is steady
- CA School Dashboard shared
- Staffing audit discussed

B. Fiscal Update

Brian Badilla shared updates

C. Approve First Interim Financials

Sophie Karagianes made a motion to approve First Interim Financials.

Jane Leverson seconded the motion.

The board **VOTED** to approve the motion.

Roll Call

Cheryl Gorman	Aye
Sophie Karagianes	Aye
Chancellor Brown	Aye
Becky Madeja	Aye
Jane Leverson	Aye

D. Approve 24-25 Draft Audit

Jane Leverson made a motion to approve 24-25 Draft Audit with verbiage changes discussed.

Chancellor Brown seconded the motion.

The board **VOTED** to approve the motion.

Roll Call

Jane Leverson	Aye
Cheryl Gorman	Aye
Sophie Karagianes	Aye
Becky Madeja	Aye
Chancellor Brown	Aye

E. 25-26 Board Goal Updates

- Updates provided on TEF partnering focus
- 8-year budget forecast progress discussed
- Board recruitment discussion

III. Closing Items

A. Adjourn Meeting

Sophie Karagianes made a motion to adjourn the meeting.

Becky Madeja seconded the motion.

The board **VOTED** to approve the motion.

Roll Call

Jane Levenson Aye

Cheryl Gorman Aye

Becky Madeja Aye

Chancellor Brown Aye

Sophie Karagianes Aye

There being no further business to be transacted, and upon motion duly made, seconded and approved, the meeting was adjourned at 6:02 PM.

Respectfully Submitted,

Becky Madeja

Coversheet

Approve Minutes from October 23 Special Board Meeting

Section:	I. Opening Items
Item:	E. Approve Minutes from October 23 Special Board Meeting
Purpose:	Approve Minutes
Submitted by:	
Related Material:	2025_10_23_board_meeting_minutes.pdf

DRAFT



Elevate School

Minutes

Special Board Meeting

Date and Time

Thursday October 23, 2025 at 9:00 AM

Location

2285 Murray Ridge Road
San Diego, CA 92123

Remote Locations:

9940 Barnes Canyon Road
San Diego, CA 92121

15074 Almond Orchard Lane
San Diego, CA 92131

11922 Bernardo Plaza Dr
San Diego, CA 92128

4541 Lucile Dr.
San Diego, CA 92115

1005 47th Street
San Diego, CA 92102

Elevate Serra Mesa School Campus
2285 Murray Ridge Road
San Diego, CA 92123

Remote Locations:

17491 Matinal Drive
San Diego, CA 92128

9940 Barnes Canyon Road
San Diego, CA 92121

15074 Almond Orchard Lane
San Diego, CA 92131

4541 Lucile Dr.
San Diego, CA 92115

877 Island Ave, Unit 105
San Diego 92101

The public comment portion of the meeting is set aside for members of the audience to make comments or raise issues that are not specifically on the agenda or those items that are on the agenda. These presentations are limited to three (3) minutes per person and the total time allotted to non-agenda items will not exceed fifteen (15) minutes. Individuals wishing to speak please complete a [Public Comment Request Form](#) by 10:00am on the day of the meeting.

Directors Present

Cheryl Gorman (remote), Jane Leverson (remote), Sophie Karagianes (remote)

Directors Absent

Becky Madeja, Chancellor Brown

Guests Present

Ryan Elliott

I. Opening Items

A. Record Attendance and Guests

B. Call the Meeting to Order

Cheryl Gorman called a meeting of the board of directors of Elevate School to order on Thursday Oct 23, 2025 at 9:00 AM.

C. Approve Agenda

Sophie Karagianes made a motion to approve the agenda.

Jane Leverson seconded the motion.

The board **VOTED** unanimously to approve the motion.

Roll Call

Jane Leverson	Aye
Cheryl Gorman	Aye
Becky Madeja	Absent
Chancellor Brown	Absent
Sophie Karagianes	Aye

D. Core Values and Board Meeting Protocol

E. Non-Agenda Public Comment

II. Agenda Items

A. Approve Lease Extension for Middle School Campus (8404 Phyllis Place)

Ryan shared updates from follow-up conversations with landlord and insurance company.

Cheryl Gorman made a motion to approve the lease extension for middle school campus (8404 Phyllis Place).

Jane Leverson seconded the motion.

The board **VOTED** unanimously to approve the motion.

Roll Call

Cheryl Gorman	Aye
Jane Leverson	Aye
Becky Madeja	Absent
Sophie Karagianes	Aye
Chancellor Brown	Absent

B. Approve Teacher Workshop Rate Increase from \$45 to \$50/hr

Sophie Karagianes made a motion to approve teacher workshop rate increase from \$45 to \$50/hr.

Jane Leverson seconded the motion.

The board **VOTED** unanimously to approve the motion.

Roll Call

Cheryl Gorman	Aye
Becky Madeja	Absent
Sophie Karagianes	Aye
Jane Leverson	Aye
Chancellor Brown	Absent

III. Closing Items

A.

Adjourn Meeting

Cheryl Gorman made a motion to adjourn the meeting at 9:20am.

Sophie Karagianes seconded the motion.

The board **VOTED** unanimously to approve the motion.

Roll Call

Becky Madeja	Absent
Sophie Karagianes	Aye
Chancellor Brown	Absent
Jane Leverson	Aye
Cheryl Gorman	Aye

Coversheet

Core Values and Board Meeting Protocol

Section:	I. Opening Items
Item:	F. Core Values and Board Meeting Protocol
Purpose:	
Submitted by:	
Related Material:	Elevate Core Values & Board Meeting Norms.pdf

Elevate Core Values & Board Meeting Norms

Excellence: We hold ourselves to a high standard, and believe everyone in our community is capable of achieving greatness.

- We seek opportunities and are prepared to take advantage of them
- We challenge each other in order to achieve the highest standards
- We follow-through on our commitments

Leadership: We believe every person is capable of creativity and innovation that can cause positive change in the world. We will create the opportunities for all students + staff to practice and achieve their leadership potential.

- We model the 7 Habits in our interactions and influence our school community to do the same
- We recognize and build upon the creativity, innovation, and leadership of one another and all those in our school community
- We take a learning stance and seek out examples of innovation and best practice in order to grow

Justice: We are agents of change committed to exploring how our identities, community diversity, and action lead to justice.

- We solicit and listen to all community input, especially voices that often go unheard
- We are transparent with our rationale for decision-making
- We make decisions honoring our most vulnerable members
- We make decisions consistent with Elevate Core Values

Community: We are better together. Each member is valued as an essential contributor to our community.

- We speak to each other in-person, and with kindness and respect, when expressing thoughtful and challenging ideas
- We listen with an ear of understanding and consideration for different perspectives and life experiences
- We focus on bringing the entire Elevate community together by honoring the benefits of our diversity

This is a living document: we will check in on our Elevate Board Meeting Norms based on our Core Values at our annual retreat. As a Board we will undergo a self-assessment of Elevate Board Meeting Norms as needed to encourage mindfulness.

Coversheet

Fiscal Update

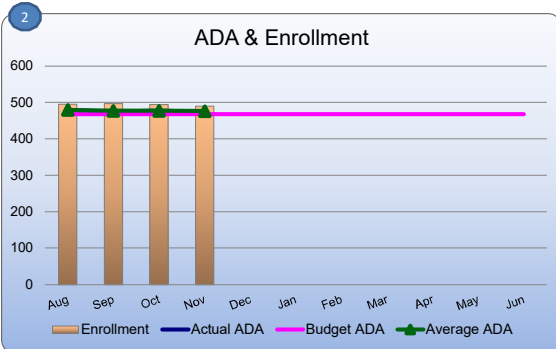
Section:	II. Agenda Items
Item:	B. Fiscal Update
Purpose:	FYI
Submitted by:	
Related Material:	Elevate Schools Financial Package November 2025.pdf

ELEVATE SCHOOL - Financial Dashboard (November 2025)

1 Key Performance Indicators

ADA vs. Budget ● Cash on Hand ●

Net Income / (Loss) ● Year-End Cash ●



KEY POINTS

Student Supports & Professional Development Discretionary Block Grant -One-time funding and spend by 6/30/29

Student Support and Professional Development Discretionary Block Grant funds can be expended for discretionary purposes, including, but not limited to, all of the following:

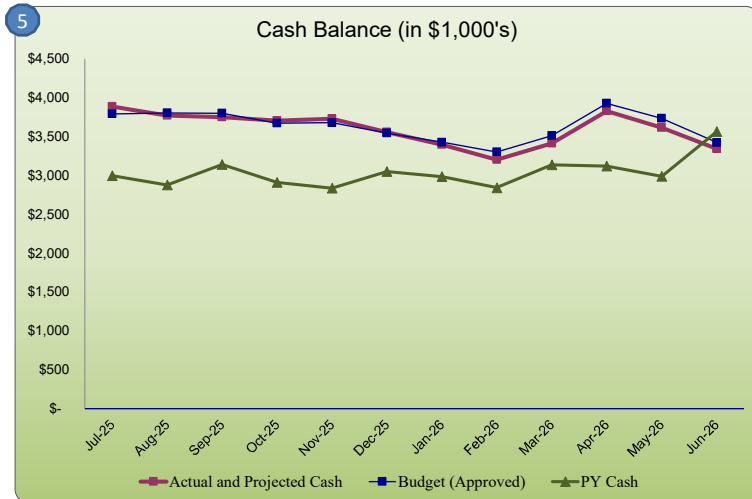
- Providing standards-aligned professional development for teachers
 - Developing and expanding teacher recruitment and retention strategies.
 - Expanding career pathways and dual enrollment efforts, consistent with the Master Plan for Career Education.
 - Addressing rising costs.
- Allocation: \$142,245

Learning Recovery Emergency Block Grant

- Learning recovery initiatives through the 2027–28 school year that, at minimum, support academic learning recovery and staff and pupil social and emotional well-being.
 - Partial restoration of funding previously reduced funds in 2023-24
 - Grant balance requires a student needs assessment and inclusion in the LCAP
- Allocation: \$19,104

Attendance Analysis	Actual through Month 4	Forecast P2	Budget P2	Budget Variance B/(W)	Prior Month Forecast	Prior Mo Variance B/(W)	FY 24-25
Enrollment	490	490	485	5	490	0	478
Attendance %	96.3%	96.4%	96.5%	-0.1%	96.4%	0.0%	95.7%
Avg Daily Attendance (ADA)	476.29	474.72	468.03	6.69	474.55	0.17	454.09

Income Statement	Actual through 11/30/25	Forecast as of 11/30/25	FY 25-26 Budget	Budget Variance B/(W)	Prior Month Forecast	Prior Mo Variance B/(W)	FY 24-25
Local Control Funding Formula	1,844,788	5,647,864	5,565,156	82,707	5,645,508	2,356	5,258,458
Federal Revenue	423,545	926,316	915,878	10,438	926,316	0	938,873
State Revenue	1,088,854	1,120,940	944,370	176,571	1,120,895	45	867,043
Other Local Revenue	159,539	547,364	504,771	42,593	545,551	1,813	1,369,702
Grants/Fundraising	55,000	151,759	151,759	0	151,759	0	139,290
TOTAL REVENUE	3,571,726	8,394,243	8,081,934	312,309	8,390,028	4,215	8,573,367
Total per ADA		17,683	17,268	415	17,674	9	18,880
w/o Grants/Fundraising		17,363	16,944	419	17,354	9	18,574
Certificated Salaries	1,340,611	3,464,581	3,306,851	(157,730)	3,469,759	5,178	3,275,735
Classified Salaries	463,359	1,283,472	1,122,501	(160,971)	1,300,683	17,210	1,151,319
Benefits	548,659	1,355,614	1,315,631	(39,984)	1,344,658	(10,956)	1,246,984
Student Supplies	178,257	489,085	496,190	7,105	489,085	0	508,159
Operating Expenses	638,176	1,734,147	1,719,485	(14,663)	1,734,119	(28)	1,669,930
Other	13,127	30,769	30,375	(394)	28,775	(1,995)	28,413
TOTAL EXPENSES	3,182,188	8,357,669	7,991,033	(366,636)	8,367,079	9,410	7,880,539
Total per ADA		17,605	17,074	(532)	17,625	(20)	17,355
NET INCOME / (LOSS)	389,538	36,574	90,900	(54,327)	22,949	13,625	692,827
OPERATING INCOME	402,665	65,549	121,276	(55,727)	51,724	13,825	721,240



Year-End Cash Balance		
Projected	Budget	Variance
3,344,077	3,422,597	(78,520)

Balance Sheet	6/30/2025	10/31/2025	11/30/2025	6/30/2026
Assets				
Cash, Operating	3,565,591	3,704,398	3,730,470	3,344,077
Cash, Restricted	0	0	0	0
Accounts Receivable	623,129	20,662	9,601	709,384
Due From Others	640	870	770	770
Deposits/Prepays	120,889	94,504	94,650	176,659
Net Fixed Assets	67,656	71,193	113,672	96,029
Lease Assets	0	(175,136)	(219,416)	(535,033)
Other Assets	543,530	543,530	543,530	543,530
Total Assets	4,921,434	4,260,020	4,273,277	4,335,416
Liabilities				
A/P & Payroll	77,887	192,590	129,701	183,903
Due to Others	171,474	114,468	114,468	808,751
Deferred Revenue	776,112	776,112	0	0
Lease Liabilities	0	(210,527)	(256,391)	(589,772)
Other Liabilities	546,543	546,543	546,543	546,543
Total Debt	0	0	0	0
Total Liabilities	1,572,017	1,419,187	534,321	949,425
Equity				
Beginning Fund Bal.	2,656,591	3,349,418	3,349,418	3,349,418
Net Income/(Loss)	692,827	(508,585)	389,538	36,574
Total Equity	3,349,418	2,840,833	3,738,957	3,385,992
Total Liabilities & Equity	4,921,435	4,260,021	4,273,278	4,335,417
Days Cash on Hand	166	162	164	147
Cash Reserve %	45.4%	44.4%	44.8%	40.2%

**Elevate School
Balance Sheet
As of November 30, 2025**

Financial Row	Amount
Assets	
Current Assets	
Cash	\$3,730,470
Accounts Receivable	\$9,603
Due From Others	\$770
Deposits	\$42,000
Prepaid Expenses	\$52,650
Total Current Assets	\$3,835,492
Long Term Assets	
Fixed Assets	\$113,670
Right of Use Assets	\$324,113
Total Long Term Assets	\$437,784
Total Assets	\$4,273,276
Liabilities & Equity	
Liabilities	
Current Liabilities	
Accounts Payable	\$35,061
Payroll Liabilities	\$94,638
Due to Others	\$81,544
Current Leases Payable	\$287,288
Total Current Liabilities	\$498,532
Long Term Liabilities	
Compensated Absences Payable	\$27,291
Long Term Lease Liabilities	\$8,497
Total Long Term Liabilities	\$35,788
Total Liabilities	\$534,319
Equity	
Unrestricted Fund Balance	
Beginning Fund Balance	\$3,349,418
Net Income	389,538
Less Restricted Funds	\$0
Total Unrestricted Fund Balance	\$3,738,957
Total Equity	\$3,738,957
Total Liabilities & Equity	\$4,273,276

Elevate School Income Statement For the 5 Months Ending November 30, 2025

	Current Month Actual	Current Month Budget	Current Month Variance	YTD Actual	YTD Budget	YTD Variance	Total Budget	Budget Remaining
Income								
LCFF Revenues								
8011 - Local Control Funding Formula	72,775	79,445	(6,670)	299,185	326,607	(27,422)	909,821	610,636
8012 - Education Protection Account	0	0	0	22,717	22,705	13	93,606	70,889
8096 - In Lieu of Property Taxes	358,326	354,069	4,257	1,522,886	1,504,793	18,093	4,561,729	3,038,843
Total LCFF Revenues	\$431,101	\$433,514	(\$2,413)	\$1,844,788	\$1,854,104	(\$9,316)	\$5,565,156	\$3,720,368
Federal Revenues								
8181 - Special Education - Federal (IDEA)	0	5,086	(5,086)	0	21,615	(21,615)	66,640	66,640
8221 - Child Nutrition - Federal	0	0	0	6,374	0	6,374	150,355	143,981
8291 - Title I	0	0	0	19,293	0	19,293	67,422	48,129
8292 - Title II	0	0	0	2,793	0	2,793	11,461	8,668
8295 - Title IV, SSAE	0	0	0	2,500	0	2,500	10,000	7,500
8299 - All Other Federal Revenue	309,716	0	309,716	392,585	0	392,585	610,000	217,415
Total Federal Revenues	\$309,716	\$5,086	\$304,630	\$423,545	\$21,615	\$401,930	\$915,878	\$492,333
Other State Revenues								
8520 - Child Nutrition - State	0	0	0	14,303	0	14,303	40,583	26,280
8550 - Mandate Block Grant	9,323	0	9,323	9,323	0	9,323	9,319	(4)
8561 - State Lottery - Non Prop 20	0	0	0	0	0	0	93,368	93,368
8562 - State Lottery - Prop 20	0	0	0	0	0	0	40,085	40,085
8592 - State Mental Health	3,470	3,409	61	14,266	14,013	253	37,873	23,607
8595 - Expanded Learning Opportunity Program	164,366	28,876	135,490	307,686	118,712	188,974	320,844	13,158
8596 - Prop 28 Arts & Music	53,419	6,265	47,154	81,045	25,758	55,287	69,615	(11,430)
8599 - State Revenue - Other	555,546	216,244	339,302	662,230	216,244	445,986	332,683	(329,547)
Total Other State Revenues	\$786,124	\$254,794	\$531,330	\$1,088,854	\$374,727	\$714,127	\$944,370	(\$144,484)
Local Revenues								
8660 - Interest & Dividend Income	0	0	(0)	4,873	19,602	(14,729)	85,000	80,127
8662 - Net Increase (Decrease) in Fair Value of Investments	3,348	0	3,348	36,405	0	36,405	0	(36,405)
8699 - All Other Local Revenue	0	0	0	137	0	137	0	(137)
8792 - Transfers of Apportionments - Special Education	0	32,582	(32,582)	116,467	138,471	(22,004)	419,771	303,304
Total Local Revenues	\$3,349	\$32,582	(\$29,233)	\$157,882	\$158,073	(\$192)	\$504,771	\$346,889
Grants & Fundraising								
8692 - Grants	55,000	0	55,000	55,000	33,978	21,022	145,000	90,000
8696 - Other Fundraising	0	0	0	0	2,352	(2,352)	6,759	6,759
Total Grants & Fundraising	\$55,000	\$0	\$55,000	\$55,000	\$36,330	\$18,670	\$151,759	\$96,759
Other Prior Year Adjustments								
8999 - Other Prior Year Adjustment	1,658	0	1,658	1,658	0	1,658	0	(1,658)
Total Other Prior Year Adjustments	\$1,658	\$0	\$1,658	\$1,658	\$0	\$1,658	\$0	(\$1,658)
Gross Income	\$1,586,947	\$725,975	\$860,972	\$3,571,726	\$2,444,850	\$1,126,876	\$8,081,934	\$4,510,208
Expenses								
Certificated Salaries								
1110 - Teachers' Salaries	222,036	229,697	(7,662)	900,301	689,092	211,209	2,296,973	1,396,673

Elevate School Income Statement For the 5 Months Ending November 30, 2025

	Current Month Actual	Current Month Budget	Current Month Variance	YTD Actual	YTD Budget	YTD Variance	Total Budget	Budget Remaining
1170 - Teachers' Salaries - Substitute	12,276	7,757	4,519	40,298	23,272	17,026	77,572	37,275
1175 - Teachers' Salaries - Stipend/Extra Duty	0	2,000	(2,000)	0	6,000	(6,000)	20,000	20,000
1213 - Certificated Pupil Support - Guidance & Counseling	14,198	14,621	(423)	56,792	43,863	12,928	146,211	89,419
1215 - Certificated Pupil Support - Psychologist	8,258	2,392	5,866	31,585	9,569	22,016	26,315	(5,270)
1299 - Certificated Pupil Support - Other	271	0	271	2,074	0	2,074	0	(2,074)
1300 - Certificated Supervisors' & Administrators' Salaries	65,892	58,027	7,865	309,250	252,237	57,012	658,426	349,177
1900 - Other Certificated Salaries	114	7,396	(7,282)	312	29,583	(29,271)	81,353	81,041
Total Certificated Salaries	\$323,045	\$321,891	\$1,154	\$1,340,611	\$1,053,616	\$286,995	\$3,306,851	\$1,966,240
Classified Salaries								
2111 - Instructional Aide & Other Salaries	59,416	54,431	4,985	255,846	163,292	92,554	544,307	288,461
2131 - Classified Teacher Salaries	1,298	941	357	5,523	2,824	2,699	9,413	3,890
2200 - Classified Support Salaries	8,076	9,465	(1,389)	37,212	33,126	4,086	99,379	62,167
2300 - Classified Supervisors' & Administrators' Salaries	4,083	2,967	1,116	21,472	14,834	6,637	35,603	14,131
2400 - Classified Office Staff Salaries	27,465	34,305	(6,840)	134,305	165,998	(31,693)	406,136	271,831
2900 - Other Classified Salaries	845	2,766	(1,921)	9,001	8,299	701	27,664	18,663
Total Classified Salaries	\$101,184	\$104,875	(\$3,691)	\$463,359	\$388,374	\$74,985	\$1,122,501	\$659,143
Employee Benefits								
3111 - STRS - State Teachers Retirement System	61,397	61,481	(84)	251,097	201,241	49,857	631,609	380,511
3311 - OASDI - Social Security	6,228	6,502	(275)	28,517	24,079	4,438	69,595	41,078
3331 - MED - Medicare	6,071	6,188	(118)	25,794	20,909	4,885	64,226	38,432
3401 - H&W - Health & Welfare	22,332	39,007	(16,675)	210,631	195,034	15,597	468,082	257,450
3501 - SU1 - State Unemployment Insurance	209	213	(4)	889	721	168	2,215	1,325
3601 - Workers' Compensation Insurance	4,635	5,256	(621)	29,919	36,790	(6,871)	63,068	33,149
3901 - Other Retirement Benefits	396	1,573	(1,177)	1,811	5,826	(4,015)	16,838	15,027
Total Employee Benefits	\$101,267	\$120,220	(\$18,954)	\$548,659	\$484,599	\$64,060	\$1,315,631	\$766,972
Supplies								
4111 - Core Curricula Materials	1,629	0	1,629	37,861	56,436	(18,575)	56,436	18,575
4211 - Books & Other Reference Materials	18	0	18	4,759	15,712	(10,953)	15,712	10,953
4311 - Student Materials	1,720	4,504	(2,784)	28,262	22,519	5,743	54,045	25,784
4351 - Office Supplies	1,137	2,618	(1,481)	6,426	13,089	(6,663)	31,413	24,987
4371 - Custodial Supplies	763	1,568	(805)	3,376	7,841	(4,464)	18,818	15,442
4391 - Food (Non Nutrition Program)	1,216	1,694	(477)	7,814	8,470	(655)	20,327	12,513
4392 - Uniforms	538	1,352	(814)	667	6,762	(6,095)	16,228	15,561
4393 - PE & Sports Equipment	1,778	512	1,266	4,438	2,558	1,880	6,139	1,701
4395 - Before & After School Program Supplies	0	107	(107)	0	537	(537)	1,288	1,288
4399 - All Other Supplies	1,016	0	1,016	3,279	15,366	(12,086)	15,366	12,086
4411 - Non Capitalized Equipment	1,925	0	1,925	8,013	44,119	(36,106)	44,119	36,106
4711 - Nutrition Program Food & Supplies	28,719	14,242	14,478	73,361	26,901	46,460	216,300	142,939
Total Supplies	\$40,458	\$26,597	\$13,862	\$178,257	\$220,308	(\$42,051)	\$496,190	\$317,934
Operating Expenses								
5211 - Travel & Conferences	2,259	944	1,314	6,113	4,722	1,391	11,333	5,220

Elevate School Income Statement For the 5 Months Ending November 30, 2025

	Current Month Actual	Current Month Budget	Current Month Variance	YTD Actual	YTD Budget	YTD Variance	Total Budget	Budget Remaining
5311 - Dues & Memberships	0	2,105	(2,105)	22,359	10,525	11,834	25,260	2,901
5451 - General Insurance	0	3,541	(3,541)	48,488	24,789	23,699	42,496	(5,992)
5511 - Utilities	0	1,446	(1,446)	0	7,229	(7,229)	17,349	17,349
5521 - Security Services	0	18	(18)	0	91	(91)	219	219
5531 - Housekeeping Services	3,880	4,732	(851)	23,603	23,658	(55)	56,780	33,177
5599 - Other Facility Operations & Utilities	126	1,329	(1,203)	504	6,643	(6,139)	15,943	15,439
5619 - Other Facility Rentals	45,352	45,630	(278)	226,413	228,152	(1,740)	547,566	321,153
5621 - Equipment Lease	2,511	2,221	290	16,960	11,106	5,854	26,655	9,695
5631 - Vendor Repairs	0	409	(409)	964	2,044	(1,080)	4,905	3,941
5812 - Field Trips & Pupil Transportation	260	4,263	(4,003)	19,098	21,317	(2,219)	51,160	32,062
5821 - Legal	1,457	1,000	457	2,825	5,000	(2,176)	12,000	9,176
5823 - Audit	0	833	(833)	9,788	4,167	5,621	10,000	213
5831 - Advertisement & Recruitment	225	1,102	(876)	225	5,508	(5,283)	13,219	12,994
5841 - Contracted Substitute Teachers	0	527	(527)	604	2,635	(2,031)	6,323	5,719
5842 - Special Education Services	24,394	17,395	6,999	58,634	86,974	(28,340)	208,739	150,105
5843 - Non Public School	0	1,368	(1,368)	0	6,839	(6,839)	16,414	16,414
5844 - After School Services	0	12,491	(12,491)	20,015	62,456	(42,441)	149,894	129,879
5849 - Other Student Instructional Services	2,000	3,456	(1,456)	19,300	17,280	2,020	41,473	22,173
5852 - PD Consultants & Tuition	3,402	3,412	(10)	9,702	17,061	(7,359)	40,947	31,245
5854 - Nursing & Medical (Non-IEP)	0	59	(59)	0	293	(293)	703	703
5859 - All Other Consultants & Services	19,854	19,233	621	78,249	96,164	(17,915)	230,795	152,545
5861 - Non Instructional Software	688	4,281	(3,593)	45,572	21,405	24,168	51,371	5,799
5865 - Fundraising Cost	0	198	(198)	0	988	(988)	2,371	2,371
5871 - District Oversight Fees	0	4,638	(4,638)	0	23,188	(23,188)	55,652	55,652
5872 - Special Education Fees (SELPA)	0	1,167	(1,167)	4,137	4,961	(824)	14,592	10,455
5899 - All Other Expenses	329	671	(341)	1,606	3,353	(1,747)	8,046	6,440
5911 - Office Phone	8,763	1,463	7,300	11,823	7,316	4,507	17,558	5,735
5921 - Internet	2,810	3,167	(357)	10,646	15,833	(5,187)	38,000	27,354
5923 - Website Hosting	0	6	(6)	16	32	(16)	76	60
5931 - Postage & Shipping	27	114	(87)	484	570	(86)	1,367	883
5999 - Other Communications	12	23	(11)	48	117	(69)	280	232
Total Operating Expenses	\$118,349	\$143,242	(\$24,892)	\$638,176	\$722,416	(\$84,240)	\$1,719,485	\$1,081,309
Capital Outlay								
6901 - Depreciation Expense	4,521	2,526	1,995	13,127	12,733	394	30,375	17,249
Total Capital Outlay	\$4,521	\$2,526	\$1,995	\$13,127	\$12,733	\$394	\$30,375	\$17,249
Total Expenses	\$688,824	\$719,351	(\$30,527)	\$3,182,188	\$2,882,045	\$300,143	\$7,991,033	\$4,808,846
Net Income	\$898,123	\$6,624	\$891,499	\$389,538	(\$437,195)	\$826,734	\$90,900	(\$298,638)

Elevate School
Check Register
For the Month Ending November 30, 2025

Check #	Vendor Name	Date	Description	Amount
1531M	DBA CITY VIEW CHURCH	11/12/2025	10/20/25 - TURF INSTALLATION	47,000.00
1532M	TONY LAW	11/14/2025	10/01/25-10/29/25 - CUSTODIAL SERVICES	425.25
1533M	JULIAN MINING COMPANY	11/14/2025	05/20/26 - 4TH GRADE FIELD TRIP DEPOSIT	260.00
1534M	VOID	11/20/2025	VOID	0.00
1535M	WELDERMARIAM MOGES	11/20/2025	MILEAGE	349.65
2511030-1019M	HEALTH NET OF CALIFORNIA, INC	11/3/2025	11/25 - HEALTH PREMIUM	20,096.39
2511140-1019M	CHARTERSAFE	11/14/2025	11/25 - WORKERS' COMPENSATION	4,635.00
2511190-1019M	ASSURITY LIFE INSURANCE COMPANY	11/19/2025	11/25 - HEALTH PREMIUM	2,404.60
2511210-1019M	CHOICE BUILDER ADMINISTRATORS	11/21/2025	12/25 - HEALTH PREMIUM	4,000.39
2511280-1019M	BUSINESS CARD	11/28/2025	10/07/25-11/06/25 - CREDIT CARD PURCHASES	11,234.10
A027373	DENISE FINNEY	11/3/2025	10/25 - EDUCATIONAL CONSULTATION	4,000.00
A027374	EXED	11/3/2025	09/25 - BUSINESS SERVICES, CALPADS, PAYCHEX FEES	12,394.20
A027375	ODP BUSINESS SOLUTIONS LLC	11/3/2025	COLOR PAPER, WIPES	268.64
A027482	DENISE FINNEY	11/10/2025	10/25 - EDUCATIONAL CONSULTATION	4,000.00
A027483	JEREMIAH GIRARD	11/10/2025	10/07/25-10/28/25 - MAINTENANCE & CUSTODIAL SERVICES	693.00
A027484	YOUNG, MINNEY & CORR, LLP	11/10/2025	10/25 - LEGAL SERVICES	1,456.50
A027626	ODP BUSINESS SOLUTIONS LLC	11/17/2025	COPY PAPER, THERMAL LAMINATING, ZIPLOC, TOWELS, CUPS	1,151.14
A027627	BRENDA BEYER	11/17/2025	BRIGHT FUTURES - SCHOOL COUNSELING RESOURCES	166.40
A027628	DBA CITY VIEW CHURCH	11/17/2025	12/25 - OFFICE SPACE & MS CAMPUS RENTAL	22,050.00
A027629	TOP NOTCH CATERING	11/17/2025	10/25 - MEALS	28,719.25
A027752	ODP BUSINESS SOLUTIONS LLC	11/21/2025	PAPER COPY, STORAGE BAGS	140.63
A027753	OPEN WORKS	11/21/2025	11/25 - JANITORIAL SERVICES AT TS CAMPUS	2,734.00
A027754	JEREMIAH GIRARD	11/21/2025	10/29/25-11/16/25 - MAINTENANCE & CUSTODIAL SERVICES	721.00
A027755	DENISE FINNEY	11/21/2025	11/25 - EDUCATIONAL CONSULTATION	2,000.00
A027817	EXED	11/25/2025	10/25 - BUSINESS SERVICES, CALPADS, PAYCHEX FEES	12,416.47
E024695	CURRICULUM ASSOCIATES LLC	11/3/2025	ONLINE EDUCATOR LEARNING PLATFORM SITE LICENSE	14,000.00
E024696	KENDALL HUNT PUBLISHING COMPANY	11/3/2025	MATHEMATICS WORKBOOKS	4,495.33
E024697	SAN DIEGO CENTER FOR CHILDREN	11/3/2025	09/25 - NPS SCHOOL	2,763.00
E024698	WESS TRANSPORTATION SERVICES, INC.	11/3/2025	10/06/25 - 1ST GRADE FIELDTRIP - SAN DIEGO ZOO	2,686.11
E024699	SCHOOLMATE	11/3/2025	STUDENT PLANNERS	1,107.29
E024700	SPECIALIZED THERAPY SERVICES, INC	11/3/2025	09/25 - APE, AUDIOLOGY, NURSING SERVICES	4,106.25
E024701	FRANKLIN COVEY CLIENT SALES, INC.	11/3/2025	CURRICULUM COMPANION STUDENT EDITION	755.33
E024702	CINTAS	11/3/2025	AUTOSOAP, MICROFIBER WIPES, HAND SANITIZER	144.82
E024816	SCHOOLMATE	11/10/2025	SCHOOL PLANNERS	956.99
E024825	WESS TRANSPORTATION SERVICES, INC.	11/10/2025	09/19/25 - KINDER FIELD TRIP - SERRA MESA POST OFFICE	869.40
E024932	IDENTITY THEFT GUARD SOLUTIONS, INC	11/17/2025	10/25 - IDENTITY THEFT PROTECTION	264.20
E024933	CURRICULUM ASSOCIATES LLC	11/17/2025	ONLINE EDUCATOR LEARNING PLATFORM SITE LICENSE	14,320.00
E024934	NTV CORPORATION	11/17/2025	10/28/25 - INTERPRETATION SERVICE	150.00
E024935	CINTAS	11/17/2025	AUTOSOAP, MICORFIBER WIPES, HAND SANITIZER	557.28
E024936	GOVCONNECTION INC	11/17/2025	HEADPHONES	2,201.67
E025040	KENDALL HUNT PUBLISHING COMPANY	11/21/2025	MATHEMATICS WORKBOOKS	1,629.18
E025041	CINTAS	11/21/2025	FLOOR CLEANER, AUTOSOAP, CLEANING CHEMICAL, SANITIZER	136.79
E025042	DECKER EQUIPMENT	11/21/2025	CUSTOM SIGNS FOR ALL CAMPUSES	96.65
P080725	AMAZON	11/3/2025	BOOKS: NEVER CAUGHT, THE STORY OF ONA JUDGE: GEORGE AND MARTHA WASHINGTON'S COURAGEOUS SLAVE WHO DARED TO RUN AWAY; YOUNG READERS EDITION	526.12
P080726	KCE CHAMPIONS LLC	11/3/2025	09/25 - AFTER SCHOOL TUITION	11,345.00
P081068	AMAZON	11/10/2025	STUDENT MATERIALS	974.79
P081069	SAN DIEGO COUNTY OFFICE OF	11/10/2025	FY25-26 TEACHER INDUCTION REGISTRATION	3,000.00
P081100	TIARA DANIEL	11/10/2025	SAN DIEGO ZOO - FIELD TRIP CHAPERONES	60.00
P081382	AMAZON	11/17/2025	STUDENT MATERIALS	876.87
P081383	RYAN ELLIOTT	11/17/2025	MILEAGE, DINNER FOR CSDC CONFERENCE	192.54
P081384	FAITH COMMUNITY CHURCH	11/17/2025	12/25 - RENT & INTERNET CREDIT	24,948.34
P081385	SAN DIEGO COUNTY SUPERINTENDENT OF SCHOOLS	11/17/2025	09/22/25-09/28/25 - 6TH GRADE CAMP	14,353.20
P081439	JADE DAVIS	11/18/2025	HUNTERS NURSERY - TS GARDEN CLUB	25.90
P081728	AMAZON	11/21/2025	STUDENT MATERIALS	563.35
P081729	CALNET	11/21/2025	10/25 - INTERNET SERVICE FOR ALL CAMPUS	3,101.64
P081730	SUNDOWN OUTDOOR MOVIES	11/21/2025	12/05/25 - RENTAL OF INDOOR MOVIE SCREEN FAMILY FUN	495.00
P081732	SAMANTHA LIM	11/21/2025	MILEAGE	26.60
P081733	SAN DIEGO COUNTY OFFICE OF	11/21/2025	01/20/26-01/23/26 - PROJECT GLAD PART 2	1,400.00
P081734	AT&T	11/21/2025	10/07/25-11/06/25 - PHONE SERVICE	1,639.14
P081735	AT&T	11/21/2025	11/07/25-12/06/25 - PHONE SERVICE	1,464.73
P081882	AMAZON	11/25/2025	(1) UPGRADE VERSION ROOM PARTITION AND DIVIDER	1,368.30
Total				300,918.42

Elevate School

Credit Card Register

For the Month Ending November 30, 2025

Credit Card Vendor	Statement Number	Charge Description	Amount
BUSINESS CARD	STD11/06/25-1333	HOMEDEPOT - MOVING BOXES FOR TOY DRIVE	49.13
BUSINESS CARD	STD11/06/25-1333	EVENTBRITE - 01/30/26 - UTK CONFERENCE	145.00
BUSINESS CARD	STD11/06/25-1333	CAROLINA BIOLOGIC - EARTHWORMS, OWL PELLETS	133.47
BUSINESS CARD	STD11/06/25-1333	CCSI MYFAX - MONTHLY SUBSCRIPTION	12.00
BUSINESS CARD	STD11/06/25-1333	USPS - STUDENT RECORDS	5.02
BUSINESS CARD	STD11/06/25-1333	USPS - STUDENT RECORDS	6.90
BUSINESS CARD	STD11/06/25-1333	USPS - STUDENT RECORDS	10.40
BUSINESS CARD	STD11/06/25-1333	USPS - STUDENT RECORDS	10.40
BUSINESS CARD	STD11/06/25-1333	PEARSON EDUCATION - ADVANCED ANALYSIS & INTERVENTION	218.00
BUSINESS CARD	STD11/06/25-1333	JERSEY MIKES - PARENT ADVISORY COMMITTEE MEETING	212.91
BUSINESS CARD	STD11/06/25-1333	AT&T - 10/07/25-11/06/25 - PHONE SERVICE	1,464.73
BUSINESS CARD	STD11/06/25-1333	SAMSCLUB - DESSERT WITH DIRECTOR	63.50
BUSINESS CARD	STD11/06/25-1333	DOCUSIGN - 10/20/25-06/30/26 - PDF SUBSCRIPTION	334.03
BUSINESS CARD	STD11/06/25-1333	EVENTBRITE - 01/30/26 - UTK CONFERENCE	145.00
BUSINESS CARD	STD11/06/25-1333	QUENCH USA, INC - WATER SERVICES FOR TS AND SM CAMPUS	165.99
BUSINESS CARD	STD11/06/25-1333	CVS - FALL APPEAL POSTERS	42.00
BUSINESS CARD	STD11/06/25-1333	YOUNG, MINNEY & CORR - WEBINAR	75.00
BUSINESS CARD	STD11/06/25-1333	DOLLAR TREE - TRIFOLD PRESENTATION BOARDS	64.65
BUSINESS CARD	STD11/06/25-1333	DOCUSIGN - 07/01/26-10/19/26 - PDF SUBSCRIPTION	145.97
BUSINESS CARD	STD11/06/25-1333	DECKER EQUIP SCHOOL - SCHOOL SIGNS	86.65
BUSINESS CARD	STD11/06/25-1333	USPS - STUDENT RECORDS	5.19
BUSINESS CARD	STD11/06/25-1333	URBAN CAFÉ - REBATE	(21.17)
BUSINESS CARD	STD11/06/25-1333	AT&T - 09/07/25-10/06/25 - PHONE SERVICE	4,194.13
BUSINESS CARD	STD11/06/25-1333	OTC BRANDS - PLASTIC KEYCHAIN	51.96
BUSINESS CARD	STD11/06/25-1333	WALMART - STRING CHEESE, YOGURTS, CREAMERS	47.03
BUSINESS CARD	STD11/06/25-1333	PEARSON EDUCATION - OVERVIEW LIVE WEBINAR	109.00
BUSINESS CARD	STD11/06/25-1333	POKIBOWL - DINNER FOR LATE PARENT MEETING	45.22
BUSINESS CARD	STD11/06/25-1333	WALMART - TABLE NAPKINS, BALLOONS, TABLECLOTHES FOR VETERANS	246.33
BUSINESS CARD	STD11/06/25-1333	ADOBE - PDF SUBSCRIPTION	263.89
BUSINESS CARD	STD11/06/25-1333	RUSHORDERTEES - CHEER TSHIRTS	537.83
BUSINESS CARD	STD11/06/25-1333	SNAPFISH - BLANK GREETING CARDS	275.83
BUSINESS CARD	STD11/06/25-1333	URBANE CAFÉ - MILITARY CONNECTION LUNCH-LUNCH BOX KIT	529.22
BUSINESS CARD	STD11/06/25-1333	WALMART - SUGAR, YARN, ALLUMINUM PANS	11.14
BUSINESS CARD	STD11/06/25-1333	MSFT - OFFICE 365 MONTHLY SUBSCRIPTION	90.35
BUSINESS CARD	STD11/06/25-1333	USPS - STUDENT RECORDS	17.50
BUSINESS CARD	STD11/06/25-1333	SAMSCLUB - SNACKS FOR 5TH GRADE PARENT MEETING	75.14
BUSINESS CARD	STD11/06/25-1333	JOSHUA S PEST CONTROL - PEST CONTROL FORTS CAMPUS	126.00
BUSINESS CARD	STD11/06/25-1333	WAYFAIR - (2) BOOKSHELVES FOR SM CAMPUS CLASSROOM	711.13
BUSINESS CARD	STD11/06/25-1333	WORTHINGTON DIRECT - (1) TABLE FOR PARENT MEETINGS,	527.63
Total			11,234.10

Coversheet

Review Winter ConApp

Section:	II. Agenda Items
Item:	C. Review Winter ConApp
Purpose:	FYI
Submitted by:	
Related Material:	Elevate Winter ConApp 2025-26 CERTIFIED.pdf

Elevate (37 68338 0129395)

Status: Certified
 Saved by: Brian Badillo
 Date: 1/9/2026 2:30 PM

2025–26 Federal Transferability

Federal transferability of funds is governed by Title V in ESSA Section 5102. An LEA may transfer Title II, Part A and/or Title IV, Part A program funds to other allowable programs. This transferability is not the same as Title V, Part B Alternative Fund Use Authority (AFUA) governed by ESEA Section 5211.

Note: Funds utilized under Title V, Part B AFUA are not to be included on this form.

CDE Program Contact:

Lisa Fassett, Professional Learning Support & Monitoring Office, LFassett@cde.ca.gov, 916-323-4963
 Kevin Donnelly, Rural Education and Student Support Office, TitleIV@cde.ca.gov, 916-319-0942

Title II, Part A Transfers

2025–26 Title II, Part A allocation	\$13,052
Transferred to Title I, Part A	\$13,052
Transferred to Title I, Part C	\$0
Transferred to Title I, Part D	\$0
Transferred to Title III English Learner	\$0
Transferred to Title III Immigrant	\$0
Transferred to Title IV, Part A	\$0
Transferred to Title V, Part B, Subpart 1 Small, Rural School Achievement Grant	\$0
Transferred to Title V, Part B, Subpart 2 Rural and Low-Income Grant	\$0
Total amount of Title II, Part A funds transferred out	\$13,052
2025–26 Title II, Part A allocation after transfers out	\$0

Title IV, Part A Transfers

2025–26 Title IV, Part A allocation	\$10,000
Transferred to Title I, Part A	\$10,000
Transferred to Title I, Part C	\$0
Transferred to Title I, Part D	\$0
Transferred to Title II, Part A	\$0
Transferred to Title III English Learner	\$0
Transferred to Title III Immigrant	\$0
Transferred to Title V, Part B Subpart 1 Small, Rural School Achievement Grant	\$0
Transferred to Title V, Part B Subpart 2 Rural and Low-Income Grant	\$0
Total amount of Title IV, Part A funds transferred out	\$10,000
2025–26 Title IV, Part A allocation after transfers out	\$0

Warning

The data in this report may be protected by the Family Educational Rights and Privacy Act (FERPA) and other applicable data privacy laws. Unauthorized access or sharing of this data may constitute a violation of both state and federal law.

Report Date:1/9/2026

R02

Page 1 of 5

California Department of Education

Consolidated Application

Elevate (37 68338 0129395)

Status: Certified
 Saved by: Brian Badillo
 Date: 1/9/2026 2:30 PM

2025–26 Title I, Part A LEA Allocation and Reservations

To report LEA required and authorized reservations before distributing funds to schools.

CDE Program Contact:

Sylvia Hanna, Title I Policy, Program, and Support Office, SHanna@cde.ca.gov, 916-319-0948

Rina DeRose, Title I Policy, Program, and Support Office, RDeRose@cde.ca.gov, 916-323-0472

2025–26 Title I, Part A LEA allocation (+)	\$79,036
Transferred-in amount (+)	\$23,052
Nonprofit private school equitable services proportional share amount (-)	\$0
2025–26 Title I, Part A LEA available allocation	\$102,088

Required Reservations

Parent and family engagement (If the allocation is greater than \$500,000, then parent and family engagement equals 1% of the allocation minus the nonprofit private school equitable services proportional share amount.)	\$0
School parent and family engagement	\$0
LEA parent and family engagement	\$0
Local neglected institutions Does the LEA have local institutions for neglected children?	
Local neglected institutions reservation	
Local delinquent institutions Does the LEA have local institutions for delinquent children?	
Local delinquent institutions reservation	
Direct or indirect services to homeless children, regardless of their school of attendance	\$500

Authorized Reservations

Public school Choice transportation	\$0
Other authorized activities	\$0
2025–26 Approved indirect cost rate	6.20%
Indirect cost reservation	\$0
Administrative reservation	\$0

Reservation Summary

Total LEA required and authorized reservations	\$500
School parent and family engagement reservation	\$0
Amount available for Title I, Part A school allocations	\$101,588

Warning

The data in this report may be protected by the Family Educational Rights and Privacy Act (FERPA) and other applicable data privacy laws. Unauthorized access or sharing of this data may constitute a violation of both state and federal law.

Report Date:1/9/2026

R02

Page 2 of 5

2025–26 Title II, Part A LEA Allocations

The purpose of this data collection is to calculate the total allocation amount available to the local educational agency (LEA) for Title II, Part A Supporting Effective Instruction.

CDE Program Contact:

Alice Ng (Fiscal), Division Support Office, ANg@cde.ca.gov, 916-323-4636

Lisa Fassett (Program), Professional Learning Support & Monitoring Office, LFassett@cde.ca.gov, 916-323-4963

2025–26 Title II, Part A allocation	\$13,052
Transferred-in amount	\$0
Total funds transferred out of Title II, Part A	\$13,052
2025–26 Total allocation	\$0
Administrative and indirect costs	\$0
Reservation for equitable services for nonprofit private schools	\$0
2025–26 Title II, Part A adjusted allocation	\$0

*****Warning*****

The data in this report may be protected by the Family Educational Rights and Privacy Act (FERPA) and other applicable data privacy laws. Unauthorized access or sharing of this data may constitute a violation of both state and federal law.

2025–26 Title IV, Part A LEA Allocations

The purpose of this data collection is to calculate the allocation available to the local educational agency (LEA) and report reservations of Title IV, Part funds.

CDE Program Contact:

Kevin Donnelly, Rural Education and Student Support Office , TitleIV@cde.ca.gov, 916-319-0942

2025–26 Title IV, Part A LEA allocation	\$10,000
Funds transferred-in amount	\$0
Funds transferred-out amount	\$10,000
2025–26 Title IV, Part A LEA available allocation	\$0

Reservations

Indirect cost reservation	\$0
Administrative reservation	\$0
Equitable services for nonprofit private schools	\$0
2025–26 Title IV, Part A LEA adjusted allocation	\$0

*****Warning*****

The data in this report may be protected by the Family Educational Rights and Privacy Act (FERPA) and other applicable data privacy laws. Unauthorized access or sharing of this data may constitute a violation of both state and federal law.

2025–26 Consolidation of Administrative Funds

A request by the local educational agency (LEA) to consolidate administrative funds for specific programs.

CDE Program Contact:

Hilary Thomson, Fiscal Oversight and Support Office, HThomson@cde.ca.gov, 916-323-0765

Title I, Part A Basic SACS Code 3010	No
Title I, Part C Migrant Education SACS Code 3060	No
Title I, Part D Delinquent SACS Code 3025	No
Title II, Part A Supporting Effective Instruction SACS Code 4035	No
Title III English Learner Students - 2% maximum SACS Code 4203	No
Title III Immigrant Students SACS Code 4201	No
Title IV, Part A Student Support - 2% maximum SACS Code 4127	No
Title IV, Part B 21st Century Community Learning Centers SACS Code 4124	No

*****Warning*****

The data in this report may be protected by the Family Educational Rights and Privacy Act (FERPA) and other applicable data privacy laws. Unauthorized access or sharing of this data may constitute a violation of both state and federal law.

2025–26 Title I, Part A School Student Counts

This data collection contains school-level student data. The information in this data collection will be used by the local educational agency (LEA) to calculate eligibility and ranking for Title I, Part A school allocations.

CDE Program Contact:

Rina DeRose, Title I Policy, Program, and Support Office, RDeRose@cde.ca.gov, 916-323-0472

School ranking options Within the LEA

Select the highest to lowest school ranking method

Select a low income measure FRPM

Comment

If composite is the low income measure selected, then an explanation must be provided detailing how the student count is derived.

Explanation of Pre-populated Student Counts

The data fields in this form, containing total student enrollment counts and eligible low income students counts, were pre-populated with PRIOR year (Fiscal Year 2024–25) certified data from CALPADS Fall 1 data submission.

Note: The LEA may use prior year data or current year data to calculate eligibility and ranking for Title I, Part A school allocations. The LEA may choose to manually enter current year data in place of prior year data.

School Name	School Code	Low Grade Offered	High Grade Offered	Grade Span Group	Student Enrollment	Eligible Low Income Students
Elevate	0129395	K	8	1	476	217

Warning

The data in this report may be protected by the Family Educational Rights and Privacy Act (FERPA) and other applicable data privacy laws. Unauthorized access or sharing of this data may constitute a violation of both state and federal law.

2025–26 Title I, Part A Notification of Authorization of Schoolwide Program

This report provides notification to the California Department of Education of a school's eligibility and local board approval to operate under and report as Schoolwide Program.

CDE Program Contact:

Rina DeRose, Title I Policy, Program, and Support Office, RDeRose@cde.ca.gov, 916-323-0472

School Name	School Code	Authorized SWP	Low Income %	Local Board Approval Date SWP Plan (MM/DD/YYYY)	Local Board Approval Date SWP Waiver (MM/DD/YYYY)
Elevate	0129395	Y	45.58	08/12/2021	08/12/2021

*****Warning*****

The data in this report may be protected by the Family Educational Rights and Privacy Act (FERPA) and other applicable data privacy laws. Unauthorized access or sharing of this data may constitute a violation of both state and federal law.

2025–26 Title I, Part A School Allocations

This report identifies the amount of Title I, Part A funds to be allocated to eligible schools.

CDE Program Contact:

Rina DeRose, Title I Policy, Program, and Support Office, RDeRose@cde.ca.gov, 916-323-0472

LEA meets small LEA criteria.

A local educational agency (LEA) is defined as a small LEA if, based on the school list and the data entered in Title I, Part A School Student Counts, the LEA meets one or both of the following:
Is a single school LEA
Has enrollment total for all schools less than 1,000
If applicable, enter a Discretion Code. Use lower case only.

Allowable Discretion Codes

- a - Below LEA average and at or above 35% student low income
- d - Waiver for a desegregation plan on file
- e - Grandfather provision
- f - Feeder pattern

Low income measure FRPM
Ranking Schools Highest to Lowest Within the LEA
LEA-wide low income % 45.59%
Available Title I, Part A school allocations \$101,588
Available parent and family engagement reservation \$0

School Name	School Code	Grade Span Group	Student Enrollment	Eligible Low Income Students	Low Income Student %	Eligible to be Served	Required to be Served	Ranking	\$ Per Low Income Student	TIA School Allocation	2024–25 Carryover	Parent and Family Engagement	Total School Allocation	Discretion Code
Elevate	0129395	1	476	217	45.59	*	*	1	468.14	101586.38			101586.38	

Warning
The data in this report may be protected by the Family Educational Rights and Privacy Act (FERPA) and other applicable data privacy laws. Unauthorized access or sharing of this data may constitute a violation of both state and federal law.

California Department of Education**Consolidated Application**

Elevate (37 68338 0129395)

Status: Certified
Saved by: Brian Badillo
Date: 1/9/2026 2:30 PM**2023–24 Title II, Part A Fiscal Year Expenditure Report, Closeout 27 Months**

A report of year-to-date expenditures by activity. Activity period covered is July 1, 2023 through September 30, 2025.

CDE Program Contact:

Alice Ng (Fiscal), Division Support Office, ANg@cde.ca.gov, 916-323-4636

Lisa Fassett (Program), Professional Learning Support & Monitoring Office, LFassett@cde.ca.gov, 916-323-4963

2023–24 Title II, Part A allocation	\$9,553
2023–24 Title II, Part A total apportionment issued	\$9,553
Transferred–in amount	\$0
Transferred–out amount	\$9,553
2023–24 Total allocation	\$0

Professional Development Expenditures

Professional development for teachers	\$0
Professional development for administrators	\$0
Consulting/Professional services	\$0
Induction programs	\$0
Books and other supplies	\$0
Dues and membership	\$0
Travel and conferences	\$0

Personnel and Other Authorized Activities

Certificated personnel salaries	\$0
Classified personnel salaries	\$0
Employee benefits	\$0
Developing or improving an evaluation system	\$0
Recruitment activities	\$0
Retention activities	\$0
Class size reduction	\$0

Program Expenditures

Direct administrative costs	\$0
Indirect costs	\$0
Equitable services for nonprofit private schools	\$0
Total expenditures	\$0
2023–24 Unspent funds	\$0
Note: CDE will invoice the LEA for the unspent 2023–24 total allocation	

*****Warning*****

The data in this report may be protected by the Family Educational Rights and Privacy Act (FERPA) and other applicable data privacy laws. Unauthorized access or sharing of this data may constitute a violation of both state and federal law.

Report Date:1/9/2026

R02

Page 1 of 3

2023–24 Title IV, Part A LEA Closeout Report

The purpose of this data collection is to report final expenditures, by activity, and calculate Title IV, Part A unspent funds.

CDE Program Contact:

Kevin Donnelly, Rural Education and Student Support Office , TitleIV@cde.ca.gov, 916-319-0942

2023–24 Title IV, Part A LEA allocation	\$10,000
Transferred-in amount	\$0
Transferred-out amount	\$10,000
2023-24 Title IV, Part A LEA available allocation	\$0

Final Expenditures

Administrative and indirect costs	\$0
Well-Rounded Educational Opportunities activities	\$0
Safe and Healthy Students activities	\$0
Effective Use of Technology activities	\$0
Technology Infrastructure	\$0
Total expenditures	\$0
Amount of unspent funds	\$0
Note: CDE will invoice the LEA for the unspent funds	

*****Warning*****

The data in this report may be protected by the Family Educational Rights and Privacy Act (FERPA) and other applicable data privacy laws. Unauthorized access or sharing of this data may constitute a violation of both state and federal law.

Elevate (37 68338 0129395)

Status: Certified

Saved by: Brian Badillo

Date: 1/9/2026 2:30 PM

2024–25 Title I, Part A LEA Carryover

Report only expenditures and obligations made through September 30 for fiscal year 2024–25 allocation to determine funds to be carried over.

CDE Program Contact:

Rina DeRose, Title I Policy, Program, and Support Office, RDeRose@cde.ca.gov, 916-323-0472

Carryover Calculation

2024–25 Title I, Part A LEA allocation	\$68,116
Transferred-in amount	\$10,000
2024–25 Title I, Part A LEA available allocation	\$78,116
Expenditures and obligations through September 30, 2025	\$78,116
Carryover as of September 30, 2025	\$0
Carryover percent as of September 30, 2025	0.00%

*****Warning*****

The data in this report may be protected by the Family Educational Rights and Privacy Act (FERPA) and other applicable data privacy laws. Unauthorized access or sharing of this data may constitute a violation of both state and federal law.

California Department of Education**Consolidated Application**

Elevate (37 68338 0129395)

Status: Certified
 Saved by: Brian Badillo
 Date: 1/9/2026 2:30 PM

2024–25 Title IV, Part A LEA Use of Funds and Carryover

The purpose of this data collection is to report year-to-date expenditures, by activity, and calculate Title IV, Part A carryover funds.

CDE Program Contact:

Kevin Donnelly, Rural Education and Student Support Office , TitleIV@cde.ca.gov, 916-319-0942

2024–25 Title IV, Part A LEA allocation	\$10,000
Transferred-in amount	\$0
Transferred-out amount	\$10,000
2024–25 Title IV, Part A LEA available allocation	\$0

Expenditures

Administrative and indirect costs	\$0
Well-Rounded Educational Opportunities activities	\$0
Safe and Healthy Students activities	\$0
Effective Use of Technology activities	\$0
Technology Infrastructure	\$0
Total expenditures	\$0
Carryover as of September 30, 2025	\$0

*****Warning*****

The data in this report may be protected by the Family Educational Rights and Privacy Act (FERPA) and other applicable data privacy laws. Unauthorized access or sharing of this data may constitute a violation of both state and federal law.

Report Date:1/9/2026

R02

Page 2 of 2

Coversheet

Approve 26-27 Academic Calendar and Instructional Minutes

Section:	II. Agenda Items
Item:	D. Approve 26-27 Academic Calendar and Instructional Minutes
Purpose:	Vote
Submitted by:	
Related Material:	2026.12 Proposed Academic Calendar 2026-27.pdf 2026.1.12 26-27 Instructional Minutes.pdf



PROPOSED Academic Calendar 2026-2027

August 2026						
S	M	T	W	T	F	S
						1
2	3	4	5	6	7	8
9	10	11	12	13	14	15
16	17	18	19	20	21	22
23	24	25	26	27	28	29
30	31					

September 2026						
S	M	T	W	T	F	S
		1	2	3	4	5
6	7	8	9	10	11	12
13	14	15	16	17	18	19
20	21	22	23	24	25	26
27	28	29	30			

October 2026						
S	M	T	W	T	F	S
				1	2	3
4	5	6	7	8	9	10
11	12	13	14	15	16	17
18	19	20	21	22	23	24
25	26	27	28	29	30	31

November 2026						
S	M	T	W	T	F	S
1	2	3	4	5	6	7
8	9	10	11	12	13	14
15	16	17	18	19	20	21
22	23	24	25	26	27	28
29	30					

December 2026						
S	M	T	W	T	F	S
		1	2	3	4	5
6	7	8	9	10	11	12
13	14	15	16	17	18	19
20	21	22	23	24	25	26
27	28	29	30	31		

January 2027						
S	M	T	W	T	F	S
					1	2
3	4	5	6	7	8	9
10	11	12	13	14	15	16
17	18	19	20	21	22	23
24	25	26	27	28	29	30
31						

February 2027						
S	M	T	W	T	F	S
	1	2	3	4	5	6
7	8	9	10	11	12	13
14	15	16	17	18	19	20
21	22	23	24	25	26	27
28						









March 2027						
S	M	T	W	T	F	S
	1	2	3	4	5	6
7	8	9	10	11	12	13
14	15	16	17	18	19	20
21	22	23	24	25	26	27
28	29	30	31			

April 2027						
S	M	T	W	T	F	S
				1	2	3
4	5	6	7	8	9	10
11	12	13	14	15	16	17
18	19	20	21	22	23	24
25	26	27	28	29	30	

May 2027						
S	M	T	W	T	F	S
						1
2	3	4	5	6	7	8
9	10	11	12	13	14	15
16	17	18	19	20	21	22
23	24	25	26	27	28	29
30	31					

June 2027						
S	M	T	W	T	F	S
		1	2	3	4	5
6	7	8	9	10	11	12
13	14	15	16	17	18	19
20	21	22	23	24	25	26
27	28	29	30			

July 2027						
S	M	T	W	T	F	S
				1	2	3
4	5	6	7	8	9	10
11	12	13	14	15	16	17
18	19	20	21	22	23	24
25	26	27	28	29	30	31

-  New Trimester Begins (TK-5th) Note: TK daily schedule 8:20am - 12:55pm
-  New Academic Quarter Begins (6-8th)
-  No School
-  Staff Development Day - No School for Students
-  Minimum Day for All Students K-8th
-  Minimum Day for Kindergarten only
-  Parent/Teacher Conferences
-  Start/End Day

Presented to Elevate Board 1/12/26

2026-2027 Instructional Minutes Worksheet

REGULAR DAY	Reg Day Schedule	Reg Day Total Min	Reg Day recess/pass min	Reg Day lunch min	Reg Day Instr Min	MINI DAY	Mini Day Schedule	Mini Day Total Min	Mini Day recess min	Mini Day lunch min	Mini Day Instr Min	
TK:	8:20-12:55	275	15	40	220	TK:	same	same	same	same	same	
K-3:	8:10-2:40	390	15	40	335	K-3:	8:10-12:55	285	N/A	40	245	
TS:	8:30-3:00	390	15	40	335	TS:	8:30-1:15	285	N/A	40	245	
EMS:	8:00-2:35	395	12	33	350	EMS:	8:00-12:50	290	12	32	246	
26-27	Instr Days	Reg Days	Mini Days	K Reg Days	K Mini Days	TK IM	Kinder Reg IM	Kinder Mini IM	Gr1-5 Reg IM	Gr1-5 Mini IM	EMS Reg IM	EMS Mini IM
Aug	15	11	4	1	14	3300	335	3430	3685	980	3850	984
Sep	20	16	4	16	4	4400	5360	980	5360	980	5600	984
Oct	21	16	5	16	5	4620	5360	1225	5360	1225	5600	1230
Nov	15	8	7	8	7	3300	2680	1715	2680	1715	2800	1722
Dec	14	10	4	10	4	3080	3350	980	3350	980	3500	984
Jan	18	14	4	14	4	3960	4690	980	4690	980	4900	984
Feb	17	14	3	14	3	3740	4690	735	4690	735	4900	738
Mar	19	11	8	11	8	4180	3685	1960	3685	1960	3850	1968
Apr	20	16	4	16	4	4400	5360	980	5360	980	5600	984
May	18	13	5	13	5	3960	4355	1225	4355	1225	4550	1230
Jun	0	0	0	0	0	0	0	0	0	0	0	0
Jul	0	0	0	0	0	0	0	0	0	0	0	0
TOTAL DAYS: 177		129	48	119	58	38,940	39,865	14,210	43,215	11,760	45,150	11,808
					TK Total IM:	38,940	K Total IM:	54,075	K-5 Total IM:	54,975	EMS Total IM:	56,958

Coversheet

Approve 24-25 SARC Report

Section:	II. Agenda Items
Item:	E. Approve 24-25 SARC Report
Purpose:	Vote
Submitted by:	
Related Material:	24-25 School Accountability Report Card 2.pdf

Elevate School

2024–25 School Accountability Report Card

Reported Using Data from the 2024–25 School Year

California Department of Education

Address: 2285 Murray Ridge Rd.
San Diego, CA , 92123-3934

Principal: Ryan Elliott, Executive Director

Phone: (858) 751-4774

Grade Span: K-8

By February 1 of each year, every school in California is required by state law to publish a School Accountability Report Card (SARC). The SARC contains information about the condition and performance of each California public school. Under the Local Control Funding Formula (LCFF) all local educational agencies (LEAs) are required to prepare a Local Control and Accountability Plan (LCAP), which describes how they intend to meet annual school-specific goals for all pupils, with specific activities to address state and local priorities. Additionally, data reported in an LCAP is to be consistent with data reported in the SARC.

- For more information about SARC requirements and access to prior year reports, see the California Department of Education (CDE) SARC web page at <https://www.cde.ca.gov/ta/ac/sa/>.
- For more information about the LCFF or the LCAP, see the CDE LCFF web page at <https://www.cde.ca.gov/fg/aa/lc/>.
- For additional information about the school, parents/guardians and community members should contact the school principal or the district office.

DataQuest

DataQuest is an online data tool located on the CDE DataQuest web page at <https://dq.cde.ca.gov/dataquest/> that contains additional information about this school and comparisons of the school to the district and the county. Specifically, DataQuest is a dynamic system that provides reports for accountability (e.g., test data, enrollment, high school graduates, dropouts, course enrollments, staffing, and data regarding English learners).

California School Dashboard

The California School Dashboard (Dashboard) <https://www.caschooldashboard.org/> reflects California's new accountability and continuous improvement system and provides information about how LEAs and schools are meeting the needs of California's diverse student population. The Dashboard contains reports that display the performance of LEAs, schools, and student groups on a set of state and local measures to assist in identifying strengths, challenges, and areas in need of improvement.

Internet Access

Internet access is available at public libraries and other locations that are publicly accessible (e.g., the California State Library). Access to the Internet at libraries and public locations is generally provided on a first-come, first-served basis. Other use restrictions may include the hours of operation, the length of time

Admission Requirements for the University of California (UC)

Admission requirements for the UC follow guidelines set forth in the Master Plan, which requires that the top one-eighth of the state's high school graduates, as well as those transfer students who have successfully completed specified college course work, be eligible for admission to the UC. These requirements are designed to ensure that all eligible students are adequately prepared for University-level work. For general admissions requirements, please visit the UC Admissions Information website at <https://admission.universityofcalifornia.edu/>.

Admission Requirements for the California State University (CSU)

Eligibility for admission to the CSU is determined by three factors: (1) Specific high school courses, (2) Grades in specified courses and test scores, and (3) Graduation from high school. Some campuses have higher standards for particular majors or students who live outside the local campus area. Because of the number of students who apply, a few campuses have higher standards (supplementary admission criteria) for all applicants. Most CSU campuses have local admission guarantee policies for students who graduate or transfer from high schools and colleges that are historically served by a CSU campus in that region. For admission, application, and fee information, see the CSU website at <https://www2.calstate.edu/>.

Ryan Elliott, Executive Director

Principal, Elevate School

Contact

Elevate School
2285 Murray Ridge Rd.
San Diego, CA 92123-3934

Phone: (858) 751-4774
Email: relliott@elevateschool.com

Contact Information (School Year 2025–26)

District Contact Information (School Year 2025–26)

District Name	San Diego Unified
Phone Number	(619) 725-5506
Superintendent	Bagula, Fabiola
Email Address	fbagula@sandi.net
Website	www.sandiegounified.org

School Contact Information (School Year 2025–26)

School Name	Elevate School
Street	2285 Murray Ridge Rd.
City, State, Zip	San Diego, CA , 92123-3934
Phone Number	(858) 751-4774
Principal	Ryan Elliott, Executive Director
Email Address	relliott@elevateschool.com
Website	https://www.elevateschool.com/
Grade Span	K-8
County-District-School (CDS) Code	37683380129395

School Description and Mission Statement (School Year 2025–26)

The mission of Elevate School, a K-8 public school located in the Serra Mesa and Tierrasanta communities of San Diego, is to equip tomorrow's global innovators by inspiring students to be excellent in academics, exceptional in leadership, expansive in creativity, and engaged in community.

Currently in our twelfth year, Elevate serves a diverse community of over 475 learners. Elevate was honored to receive recognition as a National Blue Ribbon School in 2021, California Distinguished School in 2018, and as a Leader in Me Lighthouse School in 2020.

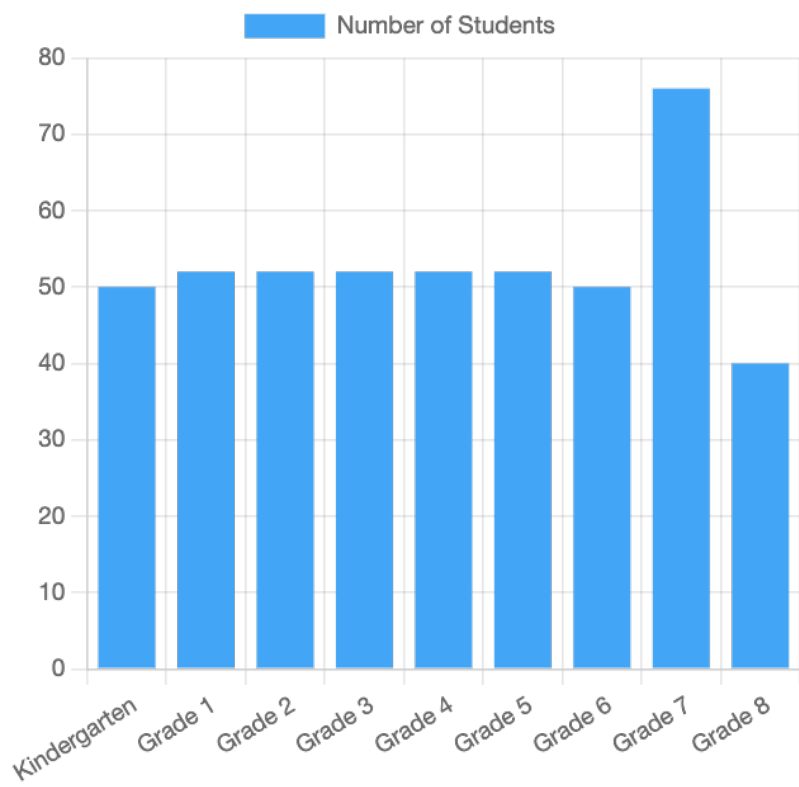
One reason Elevate was founded was to provide a high-quality, personalized educational alternative for students from military families. These students are three times more likely to move during their school years than their civilian peers and often attend multiple schools during their formative educational years. Our population typically consists of around 30-35% of students with at least one parent in active military service. In 2023, Elevate received a Purple Star designation as a school that goes "above and beyond" in supporting military-connected students and their families.

Student learning throughout the year is organized into five thematic, interdisciplinary, project-based learning (PBL) units: Community, Character, Service, Justice/Diversity, and Discovery. Elevate's approach to PBL balances the imperative of being rigorous and standards based, while providing opportunities for student creativity, voice, and choice as they apply their learning in meaningful ways. During each unit, students work toward answering an essential question with their culminating project, which they share with a public audience comprised of peers, parents, and/or community members at bi-annual Student

Capping all K-5 class sizes at twenty-six students provides the opportunity for each classroom teacher to continually assess and monitor the learning levels of each student. A core belief of our school is that every child is a leader. As a Leader in Me school (www.leaderinme.org), Stephen Covey's timeless leadership principles, the 7 Habits, are integrated into the fabric of our school. The 7 Habits provide a common whole-school language and are woven throughout each unit. Students practice leadership in the classroom and also in whole-school settings by serving on Peace Patrol, Safety Team, and Student Lighthouse Team. In addition, every classroom leads two whole-school assemblies where even our youngest students get the invaluable experience of speaking before over 250 students and adults.

Elevate actively partners with our families to co-create a vibrant school community where the needs of students are put first. Coffee and Dessert with the Directors, Parent Advisory Committee (PAC), and family events are held throughout the year, providing opportunity for genuine relationship building and dialogue, and parents are invited and encouraged to play an active role on our school campus. On any given day, parents can be found working in classrooms, helping out with a PE lesson, serving on our board, and organizing special events and projects.

Grade Level	Number of Students
Kindergarten	50
Grade 1	52
Grade 2	52
Grade 3	52
Grade 4	52
Grade 5	52
Grade 6	50
Grade 7	76
Grade 8	40
Total Enrollment	476



Student Group	Percent of Total Enrollment	Student Group (Other)	Percent of Total Enrollment
Female	46.80%	English Learners	6.70%
Male	53.20%	Foster Youth	0.00%
Non-Binary	0.00%	Homeless	0.00%
American Indian or Alaska Native	0.00%	Migrant	0.00%
Asian	6.30%	Socioeconomically Disadvantaged	45.60%
Black or African American	16.80%	Students with Disabilities	14.10%
Filipino	2.50%		
Hispanic or Latino	27.90%		
Native Hawaiian or Pacific Islander	0.40%		
Two or More Races	14.90%		
White	30.30%		

A. Conditions of Learning

State Priority: Basic

The SARC provides the following information relevant to the State priority: Basic (Priority 1):

- Degree to which teachers are appropriately assigned and fully credentialed in the subject area and for the pupils they are teaching;
- Pupils have access to standards-aligned instructional materials; and
- School facilities are maintained in good repair

Quality, Currency, Availability of Textbooks and Other Instructional Materials (School Year 2025–26)

Elevate School - Board Meeting - Agenda - Monday January 12, 2026 at 4:00 PM

Year and month in which the data were collected: August 2025

Subject	List of Textbooks and Other Instructional Materials/Indicate if from Most Recent Adoption/Year of Adoption	Percent Students Lacking Own Assigned Copy
Reading/ Language Arts	<p>All core subjects are taught utilizing state standards as the foundation. Teachers create cross curricular PBL units of study utilizing online resources for research and articles.</p> <p>ELA – iReady Reading (Gr K-8), Raz Kids (Gr K-2); Achieve 3000 (Gr 3-5); All online subscriptions</p> <p>Grade level Fiction/non-fiction novels per units 1:1 (Gr. K teacher Read Aloud), Newsela (Gr 6-8), ReadWorks - online resources no subscriptions needed</p> <p>Step up to Writing – teachers create copies from program – program doesn't provide student books</p>	0
Mathematics	<p>All core subjects are taught utilizing state standards as the foundation. Teachers create cross curricular PBL units of study utilizing online resources for research and articles.</p> <p>Math - Illustrative Mathematics (Gr K-8)</p>	0
Science	All core subjects are taught utilizing the standards - Next Generation Science Standards - as the foundation. Teachers create cross curricular PBL units of study utilizing online resources for research and articles.	0
History-Social Science	<p>All core subjects are taught utilizing the standards as the foundation. Teachers create cross curricular PBL units of study utilizing online resources for research and articles.</p> <p>Social Studies – Teacher Created based on standards, online resources</p>	0
Foreign Language	Elevate does not offer foreign language at this time.	0
Health	Health – Positive Prevention and compilation of resources based on standards, teacher created	0
Visual and Performing Arts	Visual/Performing Arts incorporated into PBL units – teacher created based on standards	0
Science Lab Eqpmt (Grades 9-12)	N/A	0

Elevate currently occupies portions of two private facilities (2285 Murray Ridge Rd, 92123 and 8404 Phyllis Place, 92123) and shares a district neighborhood school location (5606 Antigua Blvd, 92124). All facilities are in good condition. Landlords are responsible for improvements/repairs at private sites and district monitors facility conditions at neighborhood school location.

Using the **most recently collected** Facility Inspection Tool (FIT) data (or equivalent), provide the following:

- Determination of repair status for systems listed
- Description of any needed maintenance to ensure good repair
- The year and month in which the data were collected
- The rate for each system inspected
- The overall rating

Year and month of the most recent FIT report: December 2025

System Inspected	Rating	Repair Needed and Action Taken or Planned
Systems: Gas Leaks, Mechanical/HVAC, Sewer	Good	
Interior: Interior Surfaces	Good	
Cleanliness: Overall Cleanliness, Pest/Vermin Infestation	Good	3 classrooms in need of termite treatment
Electrical: Electrical	Good	
Restrooms/Fountains: Restrooms, Sinks/Fountains	Good	
Safety: Fire Safety, Hazardous Materials	Good	
Structural: Structural Damage, Roofs	Good	
External: Playground/School Grounds, Windows/Doors/Gates/Fences	Good	

Overall Facility Rate

Year and month of the most recent FIT report: December 2025

Overall Rating	Good
----------------	------

State Priority: Pupil Achievement

The SARC provides the following information relevant to the State priority: Pupil Achievement (Priority 4):

- **Statewide assessments** (i.e., California Assessment of Student Performance and Progress [CAASPP] System includes assessments for English language arts/literacy [ELA], mathematics, and science for students in the general education population and the California Alternate Assessment [CAA]. Only eligible students may participate in the administration of the CAA. CAA items are aligned with alternate achievement standards, which are linked with the Common Core Standards [CCSS] or California Next Generation Science Standards [CA NGSS] for students with the most significant cognitive disabilities).

The CAASPP System encompasses the following assessments and student participation requirements:

1. **Smarter Balanced Summative Assessments and CAA for ELA** in grades three through eight and grade eleven.
 2. **Smarter Balanced Summative Assessments and CAA for mathematics** in grades three through eight and grade eleven.
 3. **California Science Test (CAST) and CAA for Science** in grades five, eight, and once in high school (i.e., grade ten, eleven, or twelve).
- **College and Career Ready:** The percentage of students who have successfully completed courses that satisfy the requirements for entrance to the University of California and the California State University, or career technical education sequences or programs of study.

CAASPP Test Results in ELA and Mathematics for All Students taking and completing state-administered assessments Grades Three through Eight and Grade Eleven Percentage of Students Meeting or Exceeding the State Standard

Elevate School - Board Meeting - Agenda - Monday January 12, 2026 at 4:00 PM

Subject	School 2023– 24	School 2024– 25	District 2023– 24	District 2024– 25	State 2023– 24	State 2024– 25
English Language Arts / Literacy (grades 3-8 and 11)	77%	79%	52%	54%	47%	48%
Mathematics (grades 3-8 and 11)	69%	66%	41%	42%	35%	37%

Note: To protect student privacy, double dashes (--) are used in the table when the cell size within a selected student population is ten or fewer.

Note: ELA and Mathematics test results include the Smarter Balanced Summative Assessments and the CAA. The "Percent Met or Exceeded" is calculated by taking the total number of students who met or exceeded the standard on the Smarter Balanced Summative Assessment plus the total number of students who met the standard (i.e., achieved Level 3-Alternate) on the CAA divided by the total number of students who participated in both assessments.

CAASPP Test Results in ELA by Student Group for students taking and completing state-administered assessment Grades Three through Eight and Grade Eleven (School Year 2024–25)

Elevate School - Board Meeting - Agenda - Monday January 12, 2026 at 4:00 PM

Student Group	Total Enrollment	Number Tested	Percent Tested	Percent Not Tested	Percent Met or Exceeded
All Students	323	322	99.69%	0.31%	79.06%
Female	139	139	100.00%	0.00%	83.33%
Male	184	183	99.46%	0.54%	75.82%
American Indian or Alaska Native	0	0	0%	0%	0%
Asian	22	22	100.00%	0.00%	72.73%
Black or African American	53	52	98.11%	1.89%	76.92%
Filipino	--	--	--	--	--
Hispanic or Latino	96	96	100.00%	0.00%	74.74%
Native Hawaiian or Pacific Islander	--	--	--	--	--
Two or More Races	50	50	100.00%	0.00%	87.76%
White	90	90	100.00%	0.00%	82.22%
English Learners	20	20	100.00%	0.00%	50.00%
Foster Youth	0	0	0%	0%	0%
Homeless	0	0	0%	0%	0%
Military	93	93	100.00%	0.00%	77.42%
Socioeconomically Disadvantaged	149	149	100.00%	0.00%	72.97%
Students Receiving Migrant Education Services	0	0	0%	0%	0%
Students with Disabilities	58	57	98.28%	1.72%	53.57%

Note: ELA test results include the Smarter Balanced Summative Assessments and the CAA. The “Percent Met or Exceeded” is calculated by taking the total number of students who met or exceeded the standard on the Smarter Balanced Summative Assessment plus the total number of students who met the standard (i.e., achieved Level 3–Alternate) on the CAA divided by the total number of students who participated in both assessments.

Note: To protect student privacy, double dashes (--) are used in the table when the cell size within a selected student population is ten or fewer.

Note: The number of students tested includes all students who participated in the test whether they received

a score or not; however, the number of students tested is not the number that was used to calculate the achievement level percentages. The achievement level percentages are calculated using only students who received scores.

CAASPP Test Results in Mathematics by Student Group for students taking and completing state-administered assessment Grades Three through Eight and Grade Eleven (School Year 2024–25)

Student Group	Total Enrollment	Number Tested	Percent Tested	Percent Not Tested	Percent Met or Exceeded
All Students	323	322	99.69%	0.31%	66.04%
Female	139	139	100.00%	0.00%	63.77%
Male	184	183	99.46%	0.54%	67.76%
American Indian or Alaska Native	0	0	0%	0%	0%
Asian	22	22	100.00%	0.00%	72.73%
Black or African American	53	52	98.11%	1.89%	62.75%
Filipino	--	--	--	--	--
Hispanic or Latino	96	96	100.00%	0.00%	57.29%
Native Hawaiian or Pacific Islander	--	--	--	--	--
Two or More Races	50	50	100.00%	0.00%	66.00%
White	90	90	100.00%	0.00%	74.44%
English Learners	20	20	100.00%	0.00%	30.00%
Foster Youth	0	0	0%	0%	0%
Homeless	0	0	0%	0%	0%
Military	93	93	100.00%	0.00%	62.37%
Socioeconomically Disadvantaged	149	149	100.00%	0.00%	56.08%
Students Receiving Migrant Education Services	0	0	0%	0%	0%
Students with Disabilities	58	57	98.28%	1.72%	36.84%

Note: Mathematics test results include the Smarter Balanced Summative Assessments and the CAA. The “Percent Met or Exceeded” is calculated by taking the total number of students who met or exceeded the standard on the Smarter Balanced Summative Assessment plus the total number of students who met the standard (i.e., achieved Level 3–Alternate) on the CAA divided by the total number of students who participated in both assessments.

Note: To protect student privacy, double dashes (--) are used in the table when the cell size within a selected student population is ten or fewer.

Note: The number of students tested includes all students who participated in the test whether they received a score or not; however, the number of students tested is not the number that was used to calculate the achievement level percentages. The achievement level percentages are calculated using only students who received scores.

CAASPP Test Results in Science for All Students
Grades Five, Eight and High School
Percentage of Students Meeting or Exceeding the State Standard

Subject	School 2023– 24	School 2024– 25	District 2023– 24	District 2024– 25	State 2023– 24	State 2024– 25
Science (grades 5, 8, and high school)	67.02%	54.44%	38.48%	39.81%	30.73%	32.52%

Note: Science test results include the CAST and the CAA for Science. The "Percent Met or Exceeded" is calculated by taking the total number of students who met or exceeded the standard on the CAST plus the total number of students who met the standard (i.e., achieved Level 3–Alternate) on the CAA for Science divided by the total number of students who participated in a science assessment.

Note: To protect student privacy, double dashes (--) are used in the table when the cell size within a selected student population is ten or fewer.

Note: The number of students tested includes all students who participated in the test whether they received a score or not; however, the number of students tested is not the number that was used to calculate the achievement level percentages. The achievement level percentages are calculated using only students who received scores.

Student Group	Total Enrollment	Number Tested	Percent Tested	Percent Not Tested	Percent Met or Exceeded
All Students	91	90	98.90%	1.10%	54.44%
Female	40	40	100.00%	0.00%	60.00%
Male	51	50	98.04%	1.96%	50.00%
American Indian or Alaska Native	0	0	0%	0%	0%
Asian	--	--	--	--	--
Black or African American	--	--	--	--	--
Filipino	--	--	--	--	--
Hispanic or Latino	33	33	100.00%	0.00%	42.42%
Native Hawaiian or Pacific Islander	0	0	0%	0%	0%
Two or More Races	--	--	--	--	--
White	28	28	100.00%	0.00%	60.71%
English Learners	0	0	0%	0%	0%
Foster Youth	0	0	0%	0%	0%
Homeless	0	0	0%	0%	0%
Military	37	37	100.00%	0.00%	54.05%
Socioeconomically Disadvantaged	40	40	100.00%	0.00%	45.00%
Students Receiving Migrant Education Services	0	0	0%	0%	0%
Students with Disabilities	18	17	94.44%	5.56%	17.65%

Note: To protect student privacy, double dashes (--) are used in the table when the cell size within a selected student population is ten or fewer.

State Priority: Other Pupil Outcomes

The SARC provides the following information relevant to the State priority: Other Pupil Outcomes (Priority 8):

- Pupil outcomes in the subject area of physical education

California Physical Fitness Test Results (School Year 2024–25)

Percentage of Students Participating in each of the five Fitness Components

Grade	Component 1: Aerobic Capacity	Component 2: Abdominal Strength and Endurance	Component 3: Trunk Extensor and Strength and Flexibility	Component 4: Upper Body Strength and Endurance	Component 5: Flexibility
5	100%	100%	100%	100%	100%
7	99%	99%	99%	99%	99%

Note: The admistration of the PFT requires only participation results for these five fitness areas.

Note: To protect student privacy, double dashes (--) are used in the table when the cell size within a selected student population is ten or fewer.

State Priority: Parental Involvement

The SARC provides the following information relevant to the State priority: Parental Involvement (Priority 3):

- Efforts the school district makes to seek parent input in making decisions regarding the school district and at each school site

Opportunities for Parental Involvement (School Year 2025–26)

At Elevate, family members are critical partners in supporting the success of every student. Family members are involved throughout the school day and year in a variety of ways, ranging from assisting in the classroom, helping with PE, planning school events, and even serving as Board Members.

Elevate invites every family to contribute to the school community. Family members are active members of our school community and can be found participating in:

- Monthly Coffee/Dessert with the Directors gatherings
- Monthly whole-school assemblies where students are recognized for exceptional academic and leadership contributions
- Periodic Family Workshops that focus on topics such as the 7 Habits, supporting students academic and social-emotional wellness
- Tri-annual Parent Advisory Meetings where parents gather with the Family Engagement Coordinator to share input on pertinent topics to the school
- Fall and Spring family engagement surveys are administered as an additional way to solicit parent input and voice
- Quarterly ELAC (English Learner Advisory Committee) meetings
- Monthly Board Meetings
- Elevate's Family Engagement Coordinator is Cassandra Bahr, 858-751-4774

State Priority: Pupil Engagement

The SARC provides the following information relevant to the State priority: Pupil Engagement (Priority 5):

- High school graduation rates;
- High school dropout rates; and
- Chronic Absenteeism

Chronic Absenteeism by Student Group (School Year 2024–25)

Elevate School - Board Meeting - Agenda - Monday January 12, 2026 at 4:00 PM

Student Group	Cumulative Enrollment	Chronic Absenteeism Eligible Enrollment	Chronic Absenteeism Count	Chronic Absenteeism Rate
All Students	506	496	47	9.5%
Female	236	233	20	8.6%
Male	270	263	27	10.3%
Non-Binary	--	--	--	--
American Indian or Alaska Native	--	--	--	--
Asian	31	31	2	6.5%
Black or African American	87	84	6	7.1%
Filipino	12	12	0	0.0%
Hispanic or Latino	147	141	23	16.3%
Native Hawaiian or Pacific Islander	--	--	--	--
Two or More Races	73	73	7	9.6%
White	150	149	8	5.4%
English Learners	41	37	3	8.1%
Foster Youth	--	--	--	--
Homeless	--	--	--	--
Socioeconomically Disadvantaged	234	229	25	10.9%
Students Receiving Migrant Education Services	--	--	--	--
Students with Disabilities	79	78	8	10.3%

Note: To protect student privacy, double dashes (--) are used in the table when the cell size within a selected student population is ten or fewer.

The SARC provides the following information relevant to the State priority: School Climate (Priority 6):

- Pupil suspension rates;
- Pupil expulsion rates; and
- Other local measures on the sense of safety

Suspensions and Expulsions

Rate	School 2022– 23	School 2023– 24	School 2024– 25	District 2022– 23	District 2023– 24	District 2024– 25	State 2022– 23	State 2023– 24	State 2024– 25
Suspensions	0.83%	0.81%	0.99%	2.70%	2.64%	2.09%	3.60%	3.28%	2.94%
Expulsions	0.00%	0.00%	0.00%	0.05%	0.03%	0.02%	0.08%	0.07%	0.06%

Note: To protect student privacy, double dashes (--) are used in the table when the cell size within a selected student population is ten or fewer.

Suspensions and Expulsions by Student Group (School Year 2024–25)

Elevate School - Board Meeting - Agenda - Monday January 12, 2026 at 4:00 PM

Student Group	Suspensions Rate	Expulsions Rate
All Students	0.99%	0.00%
Female	0.42%	0.00%
Male	1.48%	0.00%
Non-Binary	0.00%	0.00%
American Indian or Alaska Native	0.00%	0.00%
Asian	0.00%	0.00%
Black or African American	2.30%	0.00%
Filipino	0.00%	0.00%
Hispanic or Latino	0.68%	0.00%
Native Hawaiian or Pacific Islander	0.00%	0.00%
Two or More Races	1.37%	0.00%
White	0.67%	0.00%
English Learners	0.00%	0.00%
Foster Youth	0.00%	0.00%
Homeless	0.00%	0.00%
Socioeconomically Disadvantaged	0.85%	0.00%
Students Receiving Migrant Education Services	0.00%	0.00%
Students with Disabilities	1.27%	0.00%

Note: To protect student privacy, double dashes (--) are used in the table when the cell size within a selected student population is ten or fewer.

Elevate's Comprehensive School Safety Plan was last reviewed and updated by Elevate's Board of Directors on February 10, 2025. It is reviewed annually. The plan includes protocols for Emergency Preparedness, along with procedures for Disaster Plans, traffic/pedestrian safety, school rules, and student discipline (suspension/expulsion policies). All school visitors sign in and out at the school office via the Raptor Visitor/Volunteer System and are identified by wearing a printed name badge with photo ID image while on campus. All school staff and volunteers undergo background checks to ensure student safety. All teachers receive training in safety procedures and are First Aid/CPR certified.

D. Other SARC information

The information in this section is required to be in the SARC but is not included in the state priorities for LCFF.

Average Class Size and Class Size Distribution (Elementary) (School Year 2022–23)

Grade Level	Average Class Size	Number of Classes* 1-20	Number of Classes* 21-32	Number of Classes* 33+
K	25.00	0	2	0
1	26.00	0	2	0
2	25.00	0	2	0
3	25.00	0	2	0
4	25.00	0	2	0
5	25.00	0	3	0
6	25.00	0	18	0
Other**	0.00	0	0	0

* Number of classes indicates how many classes fall into each size category (a range of total students per class).

** "Other" category is for multi-grade level classes.

Average Class Size and Class Size Distribution (Elementary) (School Year 2023–24)

Elevate School - Board Meeting - Agenda - Monday January 12, 2026 at 4:00 PM

Grade Level	Average Class Size	Number of Classes* 1-20	Number of Classes* 21-32	Number of Classes* 33+
K	25.00		2	
1	25.00		2	
2	26.00		2	
3	26.00		2	
4	27.00		2	
5	26.00		2	
6	25.00	8	16	2
Other**				

* Number of classes indicates how many classes fall into each size category (a range of total students per class).

** "Other" category is for multi-grade level classes.

Average Class Size and Class Size Distribution (Elementary) (School Year 2024–25)

Grade Level	Average Class Size	Number of Classes* 1-20	Number of Classes* 21-32	Number of Classes* 33+
K	25.00		2	
1	26.00		2	
2	26.00		2	
3	26.00		2	
4	26.00		2	
5	26.00		2	
6	25.00		22	
Other**				

* Number of classes indicates how many classes fall into each size category (a range of total students per class).

** "Other" category is for multi-grade level classes.

Average Class Size and Class Size Distribution (Secondary) (School Year 2022–23)

Elevate School - Board Meeting - Agenda - Monday January 12, 2026 at 4:00 PM

Subject	Average Class Size	Number of Classes* 1-22	Number of Classes* 23-32	Number of Classes* 33+
English Language Arts	0.00	0	0	0
Mathematics	22.00	2	2	0
Science	22.00	2	2	0
Social Science	0.00	0	0	0

* Number of classes indicates how many classrooms fall into each size category (a range of total students per classroom). At the secondary school level, this information is reported by subject area rather than grade level.

Average Class Size and Class Size Distribution (Secondary) (School Year 2023–24)

Subject	Average Class Size	Number of Classes* 1-22	Number of Classes* 23-32	Number of Classes* 33+
English Language Arts				
Mathematics	21.00	2	2	
Science	21.00	2	2	
Social Science				

* Number of classes indicates how many classrooms fall into each size category (a range of total students per classroom). At the secondary school level, this information is reported by subject area rather than grade level.

Average Class Size and Class Size Distribution (Secondary) (School Year 2024–25)

Elevate School - Board Meeting - Agenda - Monday January 12, 2026 at 4:00 PM

Subject	Average Class Size	Number of Classes* 1-22	Number of Classes* 23-32	Number of Classes* 33+
English Language Arts				
Mathematics	23.00	2	3	
Science	23.00	2	3	
Social Science				

* Number of classes indicates how many classrooms fall into each size category (a range of total students per classroom). At the secondary school level, this information is reported by subject area rather than grade level.

Ratio of Pupils to Academic Counselor (School Year 2024–25)

Title	Ratio
Pupils to Academic Counselor*	238

* One full-time equivalent (FTE) equals one staff member working full-time; one FTE could also represent two staff members who each work 50 percent of full-time.

Student Support Services Staff (School Year 2024–25)

Elevate School - Board Meeting - Agenda - Monday January 12, 2026 at 4:00 PM

Title	Number of FTE* Assigned to School
Counselor (Academic, Social/Behavioral or Career Development)	2.00
Library Media Teacher (Librarian)	
Library Media Services Staff (Paraprofessional)	
Psychologist	0.60
Social Worker	
Nurse	
Speech/Language/Hearing Specialist	1.00
Resource Specialist (non-teaching)	
Other**	0.10

* One full-time equivalent (FTE) equals one staff member working full-time; one FTE could also represent two staff members who each work 50 percent of full-time.

** "Other" category is for all other student support services staff positions not listed.

Level	Total Expenditures Per Pupil	Expenditures Per Pupil (Restricted)	Expenditures Per Pupil (Unrestricted)	Average Teacher Salary
School Site	\$16123.03	\$1684.69	\$14438.34	\$69139.40
District	N/A	N/A	--	\$104898.00
Percent Difference – School Site and District	N/A	N/A	--	34.10%
State	N/A	N/A	\$11146.18	\$100333.00
Percent Difference – School Site and State	N/A	N/A	22.80%	31.10%

Note: Cells with N/A values do not require data.

Types of Services Funded (Fiscal Year 2024–25)

Elevate students are supported in a number of ways and fiscal resources are allocated in order to best support all students. To this end, the following services and programs were part of Elevate's 24-25 education program:

** Leader in Me - incorporates Covey's 7 Habits leadership principles into fabric of each classroom and whole school context

**STEAM - 1 full-time STEAM (Science, Technology, Engineering, Arts, Mathematics) teacher for middle school grades and 0.8 full-time STEAM teacher who pushes into gr 2-5 classrooms weekly for a 1-hour lesson

** Art - 1 full-time Art teacher + 1 part-time Art Program Assistant who lead Elevate's art program

** Social Emotional Learning - 1 0.8 FTE K-5 school counselor and 1 full-time middle school counselor who provides bi-weekly lessons in classrooms that teach empathy, communication, and problem-solving

** Rtl (Response to Intervention) and EL support - support staff work with small groups of students for standards-based review who are identified by teachers and assessment data as candidates for additional support

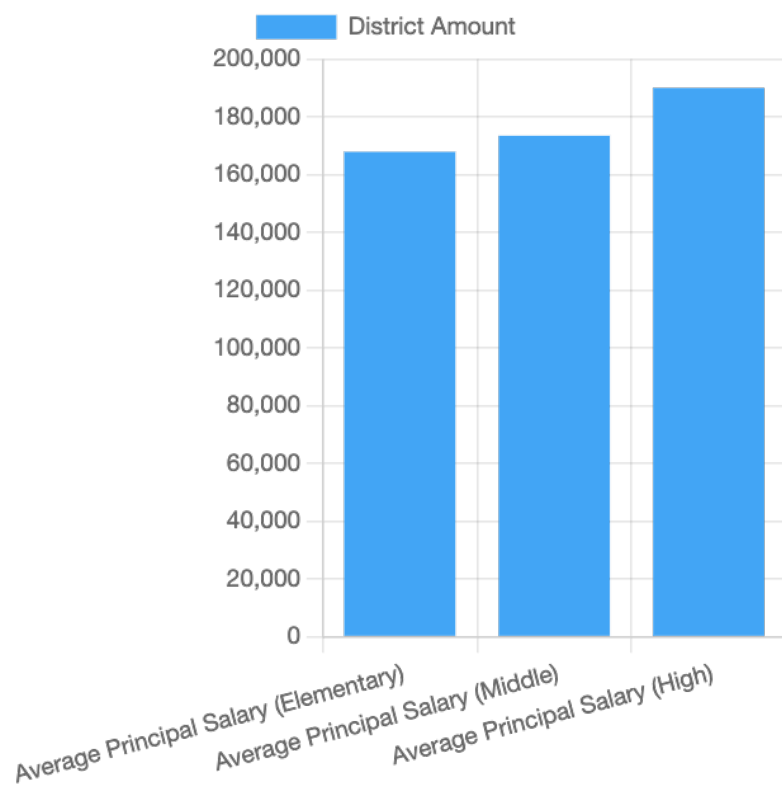
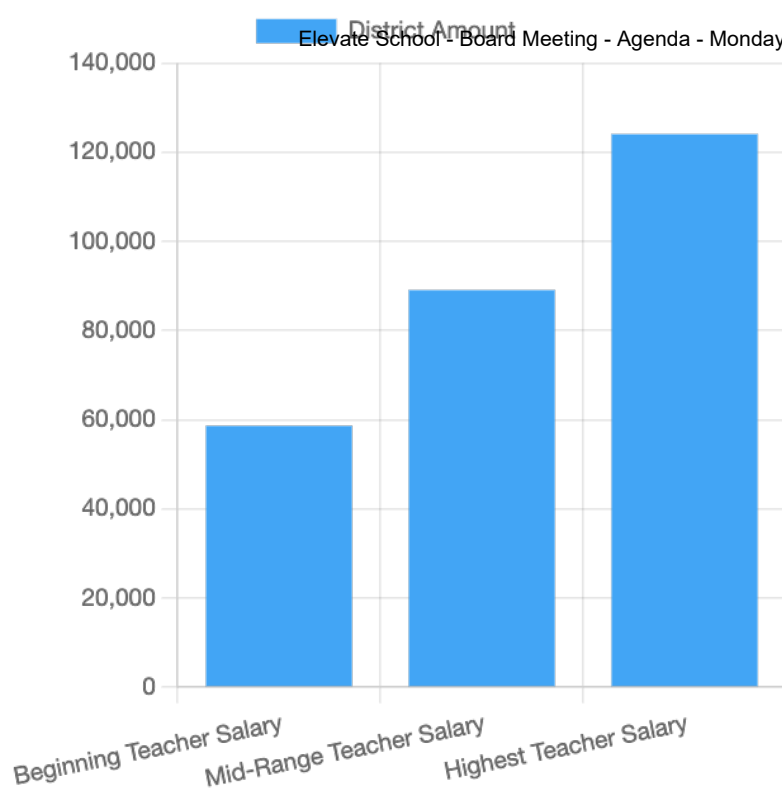
** Physical Education - all Elevate students participate in PE at least two times/week

Teacher and Administrative Salaries (Fiscal Year 2023–24)

Elevate School - Board Meeting - Agenda - Monday January 12, 2026 at 4:00 PM

Category	District Amount	State Average For Districts In Same Category
Beginning Teacher Salary	\$58609.00	\$60862.67
Mid-Range Teacher Salary	\$89057.00	\$93575.04
Highest Teacher Salary	\$124050.00	\$125548.29
Average Principal Salary (Elementary)	\$167903.00	\$157644.72
Average Principal Salary (Middle)	\$173464.00	\$165340.66
Average Principal Salary (High)	\$190021.00	\$182579.89
Superintendent Salary	\$433125.00	\$357064.20
Percent of Budget for Teacher Salaries	33.05%	30.36%
Percent of Budget for Administrative Salaries	4.91%	4.88%

For detailed information on salaries, see the CDE Certificated Salaries & Benefits web page at <https://www.cde.ca.gov/ds/fd/cs/>.



Professional Development

Measure	2023–24	2024–25	2025–26
Number of school days dedicated to Staff Development and Continuous Improvement	13	12	12