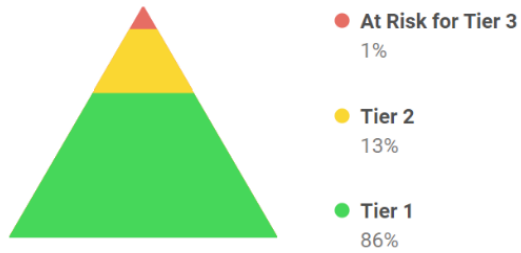



Reading Overall Placement K-2 EOY

Overall Placement






Placement By Domain



Grade	Tier 1 (%)	Tier 2 (%)	Total Score
Grade K	95%	5%	40/44
Grade 1	84%	16%	43/43
Grade 2	81%	19%	42/45

Reading Placement by Class K-2 EOY

<p>Manaker K Campbell, K.; Kelly, A.; Manaker, J.; Monk, M.; Patton, ...</p>	 <p style="text-align: right;">89% 11%</p>	<p>18/22</p>
<p>Patton K Campbell, K.; Kelly, A.; Manaker, J.; Monk, M.; Patton, ...</p>	 <p style="text-align: right;">100%</p>	<p>22/22</p>
<p>Peterson 1 Buckingham, M.; Campbell, K.; Gibson, C.; Kelly, A.; Mo...</p>	 <p style="text-align: right;">82% 18%</p>	<p>22/22</p>
<p>Stirling 1 Bartles, L.; Campbell, K.; Kelly, A.; Monk, M.; Peterson, ...</p>	 <p style="text-align: right;">86% 14%</p>	<p>21/21</p>
<p>Conley 2 Campbell, K.; Conley, J.; Gibson, C.; Kelly, A.; Monk, M.;...</p>	 <p style="text-align: right;">86% 14%</p>	<p>21/23</p>
<p>Vandyke 2 Campbell, K.; Ellis, K.; Gibson, C.; Kelly, A.; Monk, M.; Ri...</p>	 <p style="text-align: right;">76% 24%</p>	<p>21/22</p>