



Pullman School District

Regular Board Meeting

Date and Time

Wednesday June 10, 2026 at 6:30 PM PDT

Location

Paul R. Sturm Community/Board Room
Pullman High School
510 NW Greyhound Way
Pullman, WA 99163

Agenda

I. Opening Items

A. Record Attendance

B. Call the Meeting to Order

President will call the meeting to order.

C. Flag Salute

Pledge of Allegiance

D. Land Acknowledgement Statement

Pullman Public Schools reside on the homelands of the Nimiipuu (Nez Perce) people. We express our deepest respect for and gratitude towards the original and current stewards of this land. We

acknowledge our role in building mutual respect and connections to support current and future generations.

E. Approval of Agenda

The board or superintendent will revise the agenda if needed at this time; and approve by motion

II. Reports, Correspondence & Program

Board members and the superintendent will give informational reports at this time.

A. PHS ASB Report

B. Board Reports

C. Superintendent's Report

D. Program Reports

- Report: Special Education Services Update by Dom Ventresco, Assistant Director of Special Services
- Report: English Language Development Program (ELD) by Ryan Mulvey, Assistant Superintendent & Kelli Dahmen, ELD Teacher
- Report: Highly Capable Services Update by Joni Stevens, Instructional Coach
- Report: Summer School by Ryan Mulvey, Assistant Superintendent
- Report: Safety by Juston Pollestad, Executive Director of Operations

E. A Community of Belonging - Update

III. Public Comment

The public comment section of the agenda provides an opportunity for individuals or members of a group to address the board on educational issues. If you intend to provide public comment this evening, you may register to speak using the sign-in sheet located near the boardroom entrance. To ensure fairness and provide for an orderly meeting, we respectfully require that individuals speak only once for a maximum of three minutes and may not transfer their speaking time to others. Please be attentive as your name will be called in the order it is listed on the sign-in sheet. To assist board members in review and consideration of your comments, we appreciate your providing a written copy of your remarks along with your email or mailing address on the sign-in sheet. When addressing the board, please approach the microphone and state your name before presenting your comments. The board will listen and may offer clarification, if needed. However, the board will not engage in a discussion at this time. Depending on the nature of the topic, the board may decide to schedule it as a discussion item for a future meeting. We kindly request

that all comments remain civil and respectful, and we remind you to consider the impact of your words and know that you bear personal responsibility for their content. We caution you to avoid certain statements that may infringe upon the rights of others under various laws, including those protecting privacy or prohibiting defamation. Providing public comment demonstrates your feelings of engagement and participation in the decision-making process in our community. We thank you in advance for your public comment.

IV. Consent Agenda

To expedite business at a board meeting, the board approves the use of a consent agenda, which includes items considered to be routine in nature. Any item, which appears on the consent agenda, may be removed from the consent agenda by a member of the board and voted on separately. The remaining items will be voted on by a single motion.

A. Minutes - May 27, 2026 Regular Board Meeting

B. Personnel Report

C. Professional/Personal Services Contracts

D. Warrants

Expense claims audited and certified by the auditing officer as required by RCW 42.24.080, and those expense reimbursement claims certified as required by RCW 42.24.090, have been recorded on a listing which has been made available to the board.

E. Student Transfer Requests

F. ASB Fundraisers

G. Overnight Field Trip Request

V. No Action Items

Action items have previously been discussed by the board. The board will now take action, by motion.

VI. Discussion Items

Discussion items are presented to the board for discussion. If they need action they will be brought back at the next meeting.

A. 2026-2027 Fixing and Adopting the Budget, Four-Year Budget Summary and Four-Year Enrollment Projection

Presenter: Diane Hodge

VII. Informational Items

Informational Items do not require action or discussion by the board. The items are included in the agenda for the board to review, and may be moved to the discussion items section of the board agenda by any board member. Informational Items may include board procedure updates and non-substantive policy updates.

- A. Administrative Requirements Update
- B. Current Enrollment
 - For 2025-2026 School Year
 - Budgeted FTE: 2540
 - Current FTE: 2586.93
 - Current Year Average FTE: 2619.90
- C. Expense Claim Audit - Community Update Board Schedule
- D. Board Calendar
- E. The Pullman Promise: Priorities, Goals, Success Indicators

VIII. Executive Session

The board recesses into an executive or closed session by motion, stating how long it will last and if action will be taken. Following the executive or closed session the board president convenes the regular meeting.

- A. Review the Performance of Public Employees & Elected Officials
- B. Evaluate the Performance of a Public Employee

IX. Closing Items

- A. Adjourn Meeting
 - The president will adjourn the meeting.*

Coversheet

Program Reports

Section: II. Reports, Correspondence & Program
Item: D. Program Reports
Purpose:
Submitted by:
Related Material: 2026 Highly Capable Program Update.pdf
Safety Update 2026.pdf

Highly Capable Program

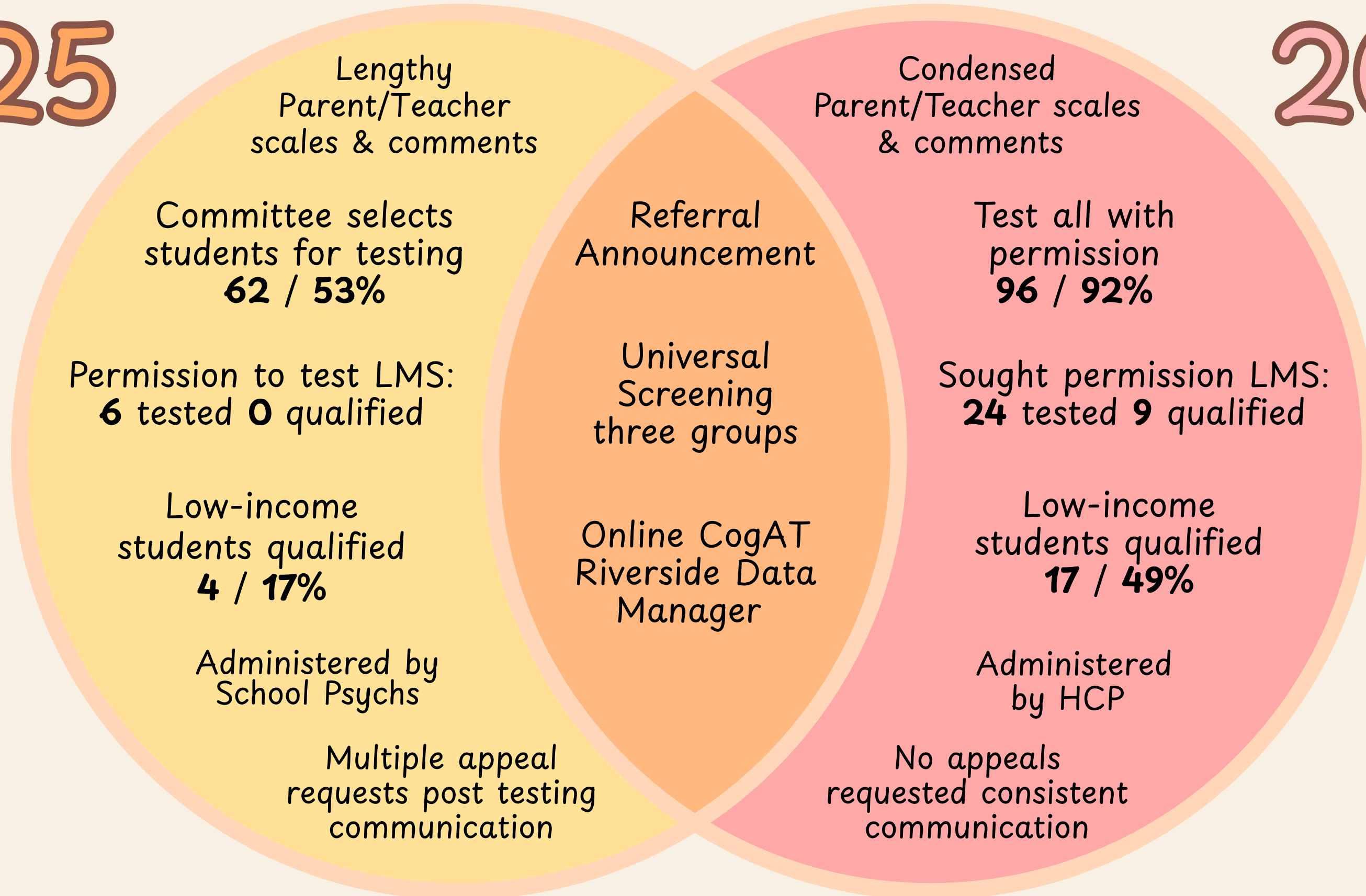
Spring 2026 Referral Process

*PSD Board of Directors
June 10, 2026*

Highly Capable Referral Process Comparison

2025

2026



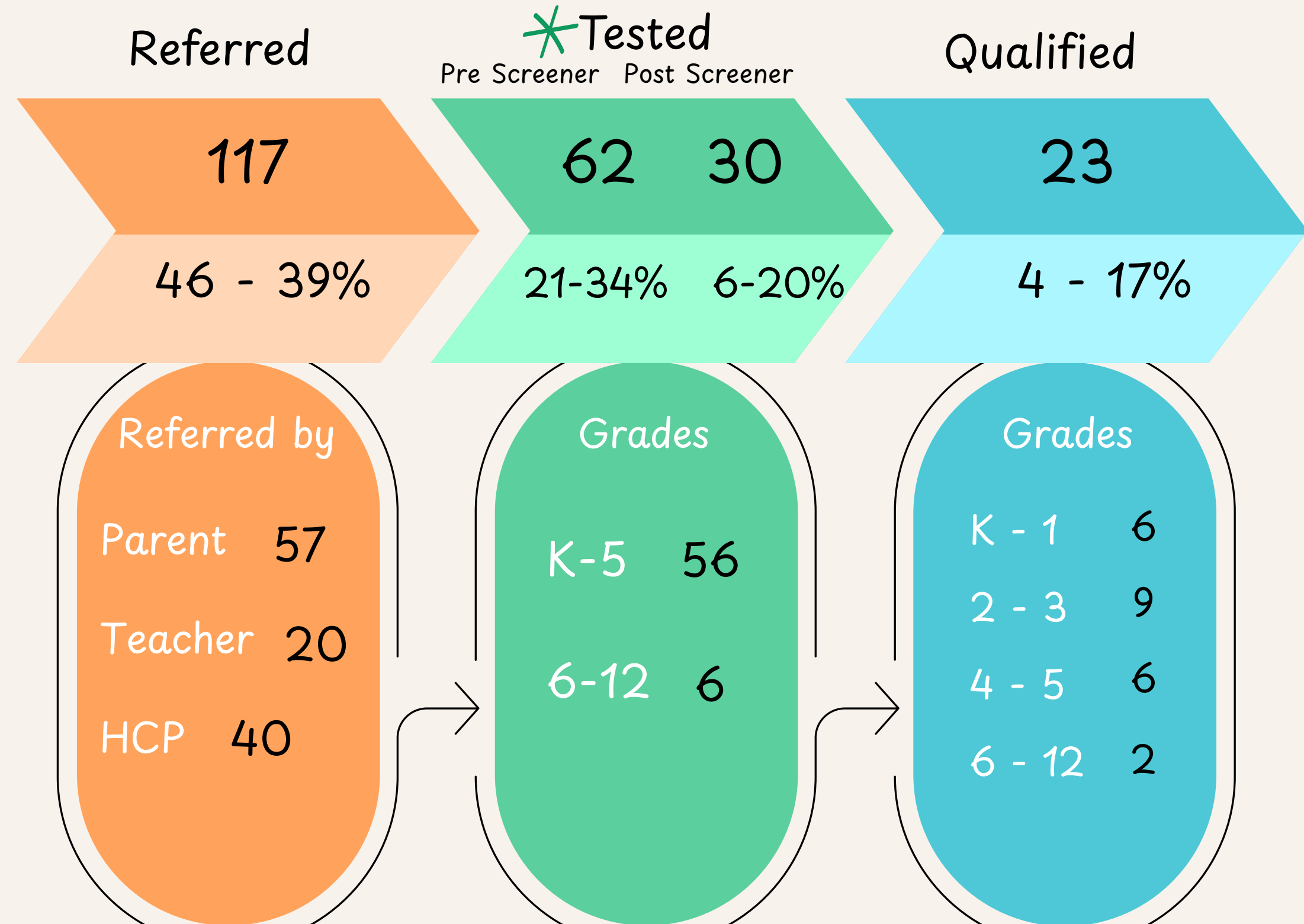
Spring 2025 Referrals



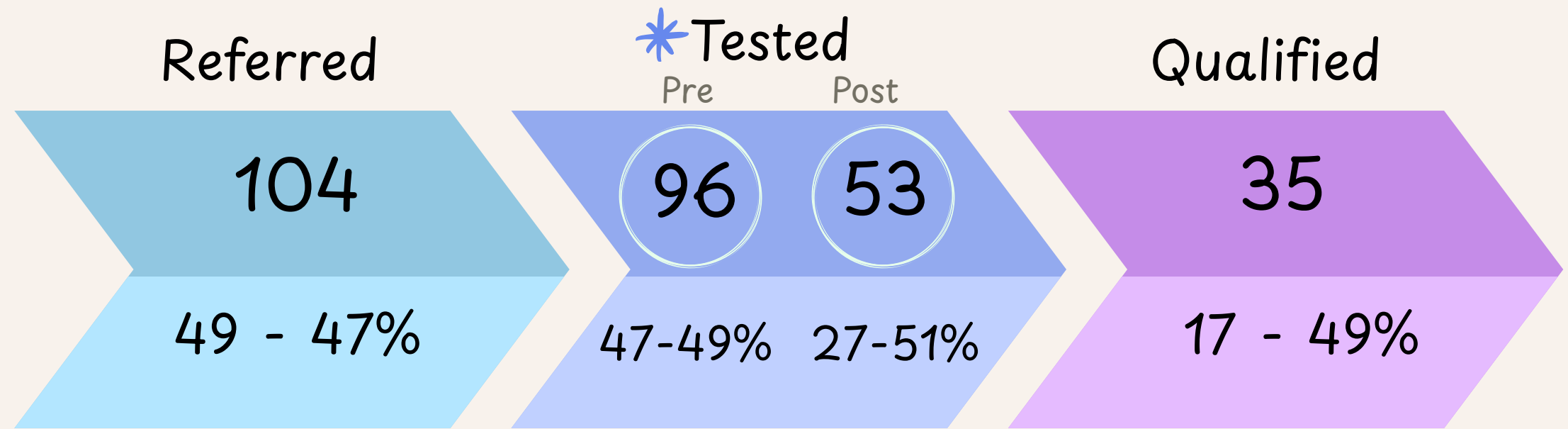
low income target group

* **The CogAT Pre-Screener** - Brief, 30-minute cognitive assessment used to gauge a student's baseline reasoning abilities. Students scoring above benchmark are then assigned the Post-Screener.

* **The CogAT Post-Screener** - Longer, 90-minute targeted assessment. The combination of both the Pre and Post-Screener results generate a complete CogAT Ability Profile.

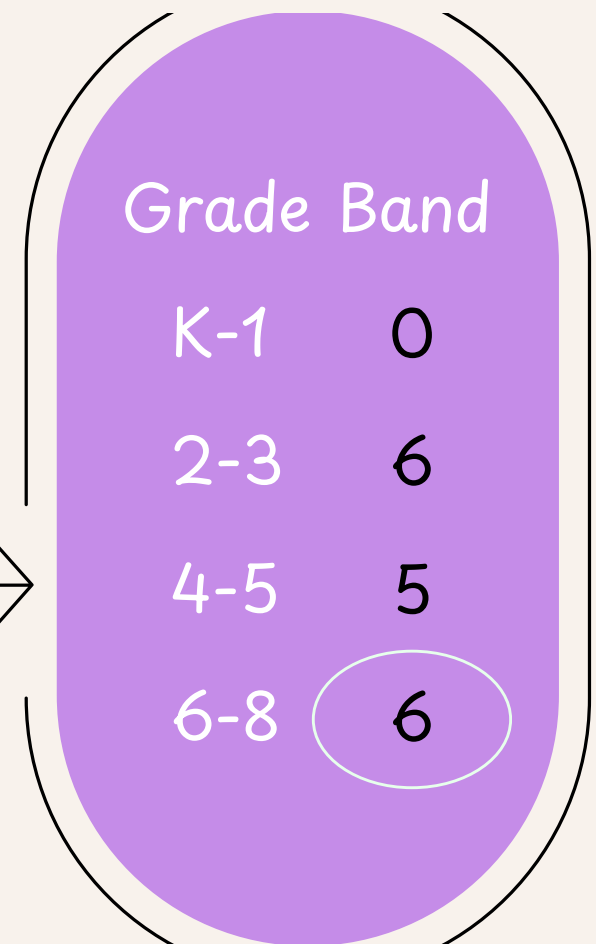
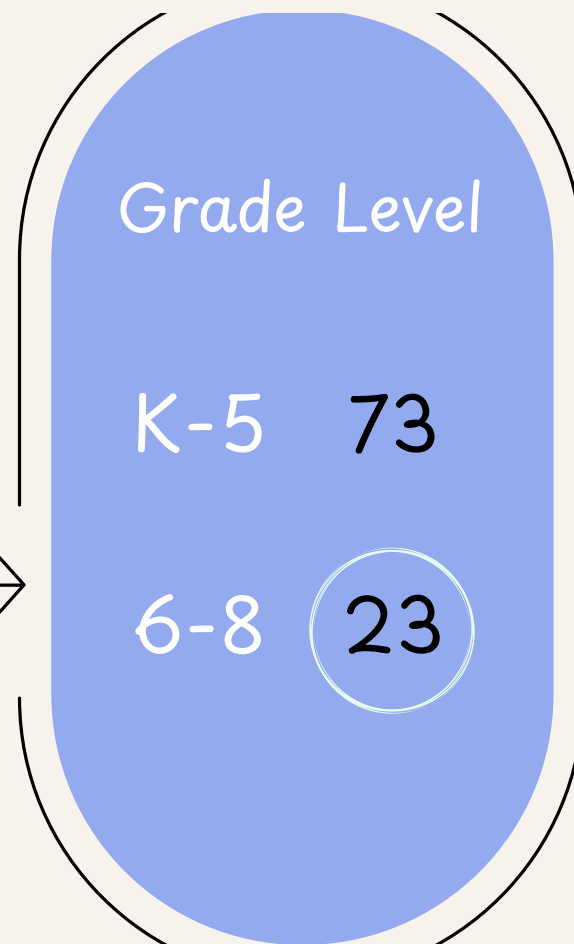



Spring 2026 Referrals



- ➔ Identify the most highly capable students
- ➔ Equitable identification of low-income students

* **Cognitive Abilities Testing:** Tests that evaluate learned reasoning skills rather than learned school subjects (academic tests).



2025 HCP Population

192
Low Income
25 / 13%

Elementary
51
10 / 20%

Middle School
67
9 / 13%

High School
74
6 / 8%



low income target group

National

While roughly **6%** of all U.S. K-12 students are in gifted programs, only about **9%** in these programs come from families in the bottom quartile of income.

District


About **7%** of PSD Students are in Highly Capable program and **13%** of our students in the program come from families in the bottom quartile of income.

2026 HCP Population

217
40 / 18%



Low-Income



Elementary
53
13 / 24%

Middle School
79
18 / 23%

High School
85
9 / 11%

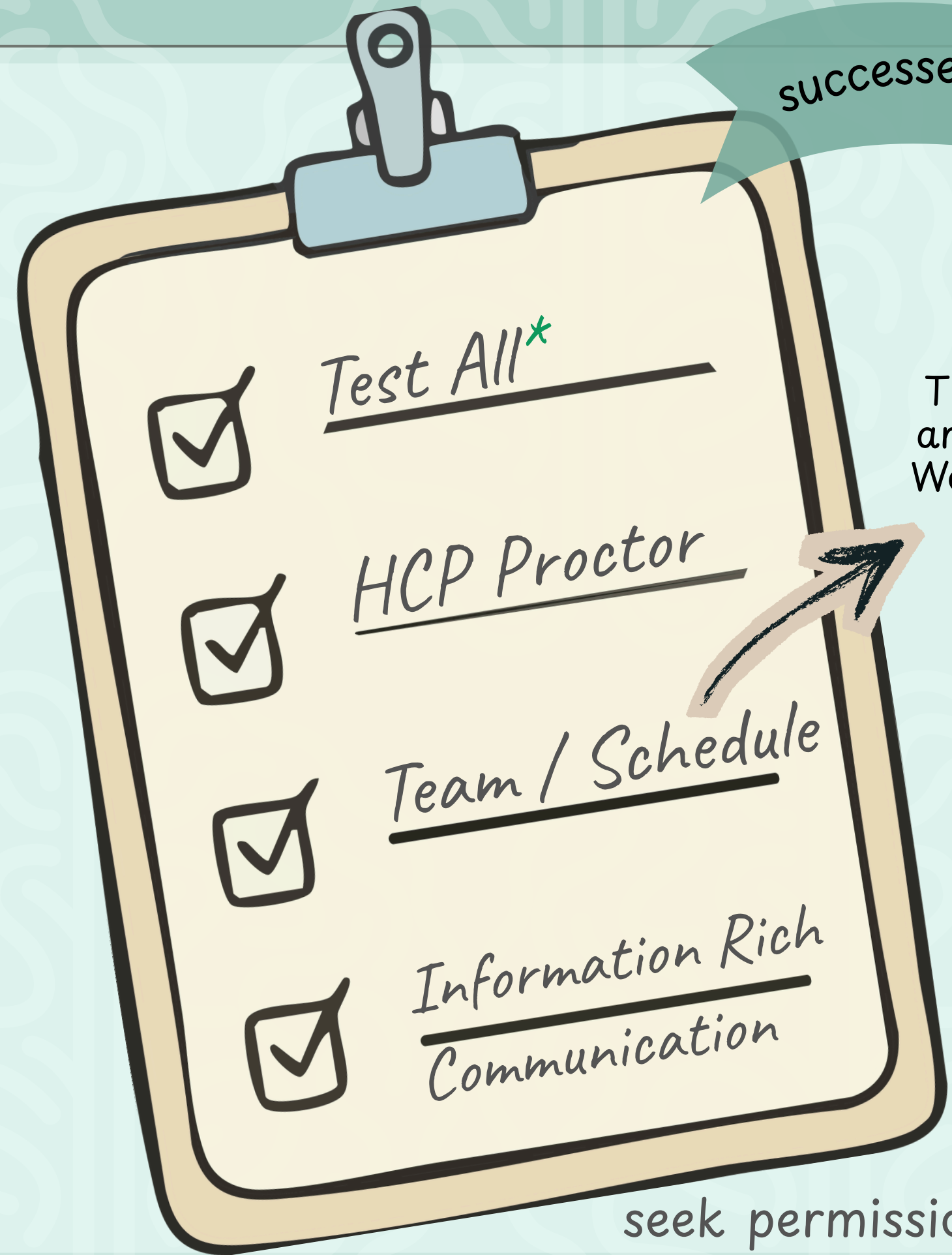
National

While roughly **6%** of all U.S. K-12 students are in gifted programs, only about **9%** in these programs come from families in the bottom quartile of income.

District

About **8%** of PSD Students are in Highly Capable program and **18%** of our students in the program come from families in the bottom quartile of income.

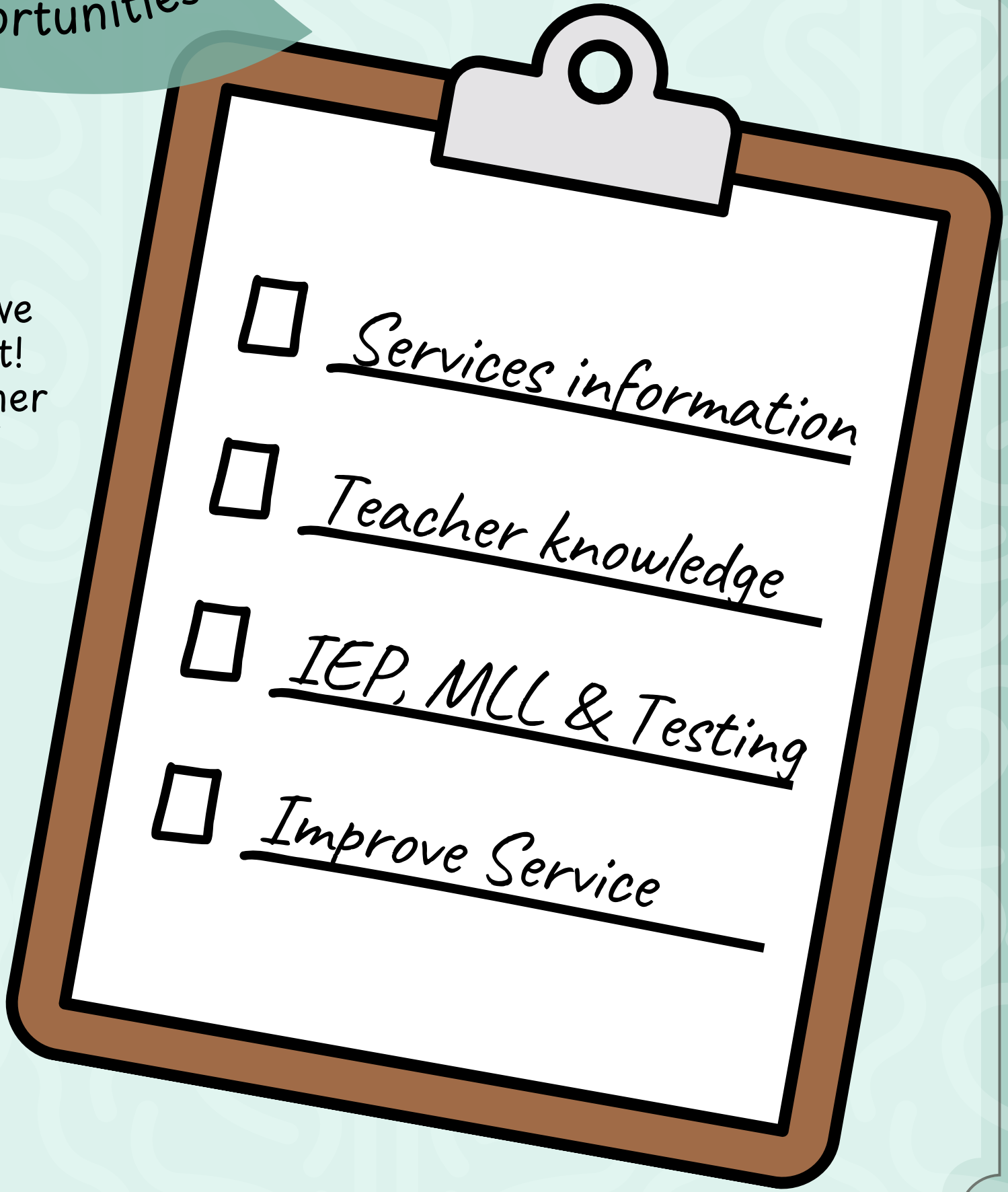
successes and opportunities



A clipboard with a blue clip at the top. The paper is yellow and has a checklist with four items, each with a checked box to its left. The items are: Test All*, HCP Proctor, Team / Schedule, and Information Rich Communication. An arrow points from the text 'This is when we are at our best!' to the 'HCP Proctor' item.

- Test All*
- HCP Proctor
- Team / Schedule
- Information Rich Communication

This is when we are at our best!
Working together
in service of
students





A clipboard with a white clip at the top. The paper is white and has a checklist with four items, each with an unchecked box to its left. The items are: Services information, Teacher knowledge, IEP, MLL & Testing, and Improve Service.

- Services information
- Teacher knowledge
- IEP, MLL & Testing
- Improve Service

seek permission*




What questions
do you have?



SAFETY UPDATE



Ensuring a Safe, Healthy, and Secure Learning Environment






TRAINING AND COMMUNCIATION

- Safe Schools online training modules
- Ongoing communication of safety procedures
- Staff involvement in training




SafeSchools




ENVIRONMENTAL HEALTH AND SAFETY

- Indoor Air Quality (IAQ) monitoring
- Use of green cleaning solutions
- Regular inspection of HVAC systems
- Outdoor Air Quality Guidelines




FOOD SAFETY

- Compliance with food handling regulations
- Ongoing training for food service staff



OUTDOOR SPACES

- Regular inspections of playgrounds and fields
- Surfacing and equipment checks




BUILDING SAFETY AND SECURITY

- Locked exterior doors during school hours
- Controlled entry systems at all schools
- Security cameras in all buildings
- I.T. Staff cyber security training




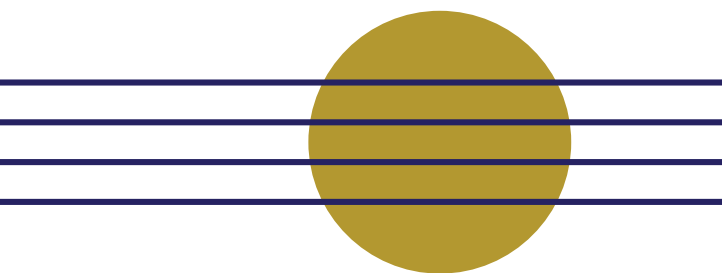
BUILDING SAFETY AND SECURITY

- Elevator and lift inspections
- Alarm and fire systems inspected
- Quarterly building safety committee meetings
- Compliance with Alyssa's Law 10/1/2025



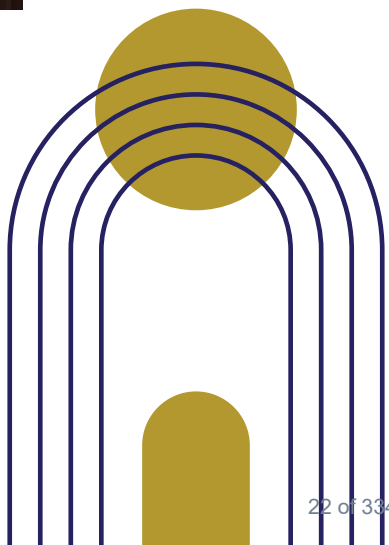

SOCIAL EMOTIONAL LEARNING (SEL)

- Integrated SEL curriculum
- Support staff and counselor availability
- SEL included in staff training and supports



EMERGENCY PREPAREDNESS

- Active shooter training for staff
- First Aid training for select staff
- AED's and Bleed Kits
- Annual review of threat assessment protocols
- Regular safety drills in all schools
- Review of Safety Handbook




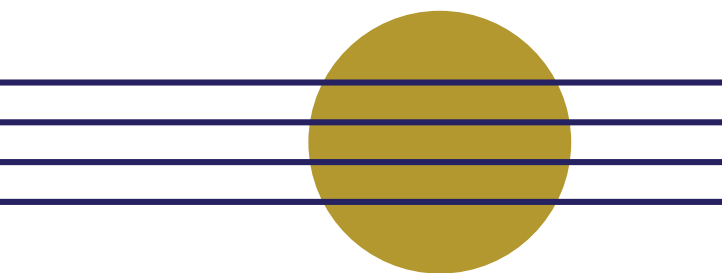
LAW ENFORCEMENT PARTNERSHIPS



- School Resource Officer (SRO) on-site
- Coordination with additional law enforcement officers as needed
- PPD training in PSD buildings




TRANSPORTATION SAFETY

- Annual WSP inspections for all vehicles
- Drug and alcohol testing for bus drivers
- Driver training simulators





QUESTIONS?



Coversheet

Minutes - May 27, 2026 Regular Board Meeting

Section: IV. Consent Agenda
Item: A. Minutes - May 27, 2026 Regular Board Meeting
Purpose: Approve Minutes
Submitted by:
Related Material: Minutes for Regular Board Meeting on May 27, 2026
2026_05_27_board_meeting_minutes.pdf

DRAFT



Pullman School District

Minutes

Regular Board Meeting

Date and Time

Wednesday May 27, 2026 at 6:30 PM

Location

Paul R. Sturm Community/Board Room
Pullman High School
510 NW Greyhound Way
Pullman, WA 99163

Directors Present

Arron Carter, Craig Nelson, Deena Bayoumi, Lisa Waananen Jones, Stephanie Horn

Directors Absent

None

Guests Present

Bob Maxwell, Courtney Hodge, Diane Hodge, Juston Pollestad, Ryan Mulvey

I. Opening Items

A. Record Attendance

B. Call the Meeting to Order

Arron Carter called a meeting of the board of directors of Pullman School District to order on Wednesday May 27, 2026 at 6:30 PM.

C. Flag Salute

D. Land Acknowledgement Statement

E. Approval of Agenda

Lisa Waananen Jones made a motion to approve the agenda.

Craig Nelson seconded the motion.

The board **VOTED** unanimously to approve the motion.

II. Reports, Correspondence & Program

A. PHS ASB Report

The PHS ASB student representative provided an update on recent and upcoming ASB activities, including:

- ASB elections have completed.
- Spike ball tournament was cancelled due to conflicting events.
- Prom is coming up and tickets are on sale.
- Transfer of current ASB reporting representative, who previously served as the Freshman class representative.

B. Board Reports

Nominated by Principal Cameron Grow, the Board selected and presented Johanna Erickson with the 2026 Dedicated Teacher Award.

- Stephanie Horn: Upcoming Wellness Committee meeting; continued communication with community constituents.
- Deena Bayoumi: Coordinating a DEIB Task Force meeting before the end of the school year, including onboarding the newly appointed member and planning for the upcoming year. Monitoring potential changes to state graduation requirements under consideration by the State Board of Education, including possible adjustments to arts and PE/Health credit requirements; no final decisions have been made.
- Craig Nelson: Attended Debbie Stone's retirement celebration and reflected on the dedicated service of district teachers and the importance of continuing to recognize and value their contributions.
- Lisa Waananen Jones: Received an overview of how elective courses are budgeted through the Finance Committee and offered to share additional information with interested board members.
- Arron Carter: Provided background on the Dedicated Teacher Award selection process. Reported that the district remains in a strong financial position and is

finalizing the budget for the upcoming school year, with a focus on curriculum enhancements and updates. Shared Finance Committee discussions regarding levy planning, the upcoming CTE audit presentation, elective course selection processes, and staffing updates. Attended the WSSDA Regional 10 meeting in Ritzville with Board Director Horn and Bayoumi, which included legislative updates and remarks from Mark Schoesler.

C. Superintendent's Report

- Recognized the Pullman High School track team's qualification for the state championships.
- Noted the many end-of-year activities and celebrations taking place across all grade levels.

D. Program Reports

Lincoln Middle School - Sources of Strength Program

Presenter: Alison Kimball, LMS Counselor, Hayden Fulfs, Teacher & Cameron Grow

Lincoln Middle School staff and students presented on the Sources of Strength peer-led program, which focuses on building hope, resilience, belonging, and connection among students. Peer mentors described how they support fellow students and highlighted the program's eight sources of strength, including family support, positive friendships, mentors, healthy activities, and physical and mental well-being. Students also shared information about two awareness campaigns conducted this year. Approximately 60 students participate in the program, helping expand student engagement and peer support throughout the school.

Pullman High School Student Ambassadors

Presenter: Jerrod Fleury, Pullman High School Principal & Denise Thompson, Behavioral Health Support Specialist and Advisor for Greyhounds Minds Matter

Jerrod Fleury and Denise Thompson provided a spring update on the Ambassador Program, highlighting the 2025–26 cohort and the “Why You Matter” initiative completed in partnership with the Greyhounds Minds Matter club. Principal Fleury discussed lessons learned from the year, including challenges with participation due to before-school meeting times, and outlined plans to expand student representation, increase accessibility by operating during the school day, strengthen student voice, address school issues and equity concerns, and further develop student leadership opportunities. Board members expressed appreciation for student involvement and encouraged continued expansion of student voice in district and community discussions.

E. A Community of Belonging - Update

Information was shared regarding the NEWESD 101 Regional Equity Summit being offered this summer, with details to be distributed to staff, including opportunities for equity-related clock hours.

III. Public Comment

A. Speaker(s)

Speaker: Nathan Hascall

Topic(s): *Letter read on behalf of Lindsay Wheldon* - Comment regarding their child's experience in Shiari McNeil's classroom and concerns about the non-renewal decision.

Speaker: Sara Jimenez

Topic(s): Comment regarding their child's experience with teacher Shiari McNeil.

Speaker: Miranda Ross

Topic(s): Comment regarding their child's experience in Shiari McNeil's classroom and a request to reconsider the non-renewal decision.

Speaker: Milford Hodge

Topic(s): Speaker yielded their time; no comment.

Speaker: Stephanie Bray

Topic(s): Comment summarizing substantiated risk concerns, highlighting achievements and grant funding at Sunnyside Elementary, and requesting increased board representation for Sunnyside.

Speaker: Francene Watson

Topic(s): Comment expressing concerns regarding the non-renewal of Shiari McNeil.

Speaker: Amir Gilmore

Topic(s): Comment expressing disappointment with and concerns regarding the non-renewal decision for Shiari McNeil.

Speaker: Damon G.

Topic(s): Comment regarding their child's experience with teacher Shiari McNeil.

Speaker: Mira Mohamed

Topic(s): Comment regarding their child's experience in Shiari McNeil's classroom and concerns about the non-renewal decision.

Speaker: Megan Itani

Topic(s): *Letter read on behalf of Diane Hodge* - Comment supporting the non-renewal decision and emphasizing the importance of the employee evaluation process.

IV. Consent Agenda

A. Minutes - May 13, 2026 Regular Board Meeting

Craig Nelson made a motion to approve the minutes as part of the consent agenda from Regular Board Meeting on 05-13-26.

Deena Bayoumi seconded the motion.

The board **VOTED** unanimously to approve the motion.

B. Personnel Report

C. Professional/Personal Services Contracts

D. Warrants

The following vouchers as audited and certified by the auditing officer, as required by RCW 42.24.080, and those expense reimbursement claims certified, as required by RCW 42.24.090, are approved for payment. In addition, payroll warrants in the amount of \$3,165,466.34 are also approved.

Fund: ASB

Voucher numbers 202500065 through 202500068 totaling \$406.25

Voucher numbers 26737868 through 26737874 totaling \$8,125.72

Voucher numbers 26737875 through 26737875 totaling \$144.00

Fund: General

Voucher numbers 202500065 through 202500068 totaling \$1,095.90

Voucher numbers 252600189 through 252600191 totaling \$422.00

Voucher numbers 252600192 through 252600194 totaling \$944.84

Voucher numbers 26737908 through 26737913 totaling \$913.92

Voucher numbers 26737914 through 26737948 totaling \$182,861.00

Payroll warrant numbers 26737876 through 26737907 totaling \$3,165,466.34

E. Student Transfer Requests

F. ASB Fundraisers

G. Consent Agenda Approval

Craig Nelson made a motion to approve the consent agenda.

Deena Bayoumi seconded the motion.

The board **VOTED** unanimously to approve the motion.

V. Public Hearing: Revise and Extend the 2025-2026 General Fund Budget

A.

Regular Board Meeting Convened into a Public Hearing at 7:42pm.

Board President Carter convened the regular meeting into a public hearing regarding the 2025-2026 General Fund Budget Extension for the purpose of receiving public comment and noted that no action would be taken.

Speaker(s):

Megan Itani: Comment regarding special education staffing, student service needs, and proactive planning for the upcoming school year.

Board President Carter closed the public hearing and reconvened the regular board meeting at 7:45pm.

VI. Action Items

A. 2026-2027 Board Meeting Schedule

Presenter: Bob Maxwell, Superintendent

There have been no questions since this item was last presented. It was noted that an adjustment was needed to change School Board Advance to School Board Retreat on the content calendar.

Craig Nelson made a motion to approve the 2026-2027 Board Meeting Schedule as presented.

Deena Bayoumi seconded the motion.

Reminded the board this can be adjusted in the future as needed.

The board **VOTED** unanimously to approve the motion.

B. Resolution 25-26: 06 - Revise and Extend the 2025-26 General Fund Budget

Presenter: Diane Hodge, Finance Director

There have been no questions since this item was last presented. Need to ensure budget capacity for additional expenditures for Running Start and Special Education with clarification that funds may not necessarily be spent but must be budgeted if needed.

Deena Bayoumi made a motion to approve Resolution 25-26:06 authorizing a General Fund Budget Extension to increase budgeted expenditures by \$1,070,370.

Craig Nelson seconded the motion.

The board **VOTED** unanimously to approve the motion.

VII. Executive Session

A. Board President Carter announced there will be an Executive Session to Review the Performance of Public Employees that will end at 8:25pm after which the meeting will convene in open session to take action.

The board meeting reconvened into an open session at 8:25pm, and the chair announced that the executive session end time would be extended 20 minutes before returning to executive session.

The board meeting reconvened into an open session at 8:45pm, and the chair announced that the executive session end time would be extended 15 minutes before returning to executive session.

The board meeting reconvened into an open session at 9:00pm, and the chair announced that the executive session end time would be extended 15 minutes before returning to executive session.

The board meeting reconvened into an open session at 9:15pm, and the chair announced that the executive session end time would be extended 10 minutes before returning to executive session.

VIII. Action Item

A. Superintendent's Recommendations for Non-Renewal

Lisa Waananen Jones made a motion to approve the superintendent's recommendation to non-renew Shiari McNeil and authorize the board president to work with legal counsel to prepare the required response.

Stephanie Horn seconded the motion.

The board **VOTED** to approve the motion.

Roll Call

Stephanie Horn	Aye
Arron Carter	Aye
Craig Nelson	No
Deena Bayoumi	No
Lisa Waananen Jones	Aye

IX. Closing Items

A. Adjourn Meeting

There being no further business to be transacted, and upon motion duly made, seconded and approved, the meeting was adjourned at 9:27 PM.

Respectfully Submitted,
Arron Carter

Documents used during the meeting

- Board Report - 5.27.26 Personnel.pdf
- Board Report -CERT list 26.27.pdf

- Board Report - Contracts 5.27.2026.pdf
- Payroll Warrant Authorization Form_May 2026.pdf
- CK Summaries 5.27.26.pdf
- 2026 05.27 Regular Board Meeting - Student Transfer Requests.pdf
- ASB Fundraiser - PHS Mini Cheer Camp AUG-SEP 2026.pdf
- ES 2026-27 Board Meeting Schedule 5.13.26.pdf
- 2026-2027 Board Meeting Schedule.pdf
- 2026-2027 Board Meeting Content Calendar DRAFT 5.13.26.pdf
- 2025-26 Budget Extension Resolution 25-26.06.pdf
- 2025-26 Budget Extension Executive Summary.pdf
- 2025-26 General Fund F200 Budget Extension.pdf
- May Administrative Requirements Update.pdf
- Expense Claim Audit Comm Update Schedule.pdf
- 2025-2026 Board Meeting Content Calendar REV 6.9.25.pdf
- 2025-26 Strategic Plan Goals_Priorities_Success Indicators.pdf
- 3110P Entrance Age Qualification 5.27.26.pdf

DRAFT



Pullman School District

Minutes

Regular Board Meeting

Date and Time

Wednesday May 27, 2026 at 6:30 PM

Location

Paul R. Sturm Community/Board Room
Pullman High School
510 NW Greyhound Way
Pullman, WA 99163

Directors Present

Arron Carter, Craig Nelson, Deena Bayoumi, Lisa Waananen Jones, Stephanie Horn

Directors Absent

None

Guests Present

Bob Maxwell, Courtney Hodge, Diane Hodge, Juston Pollestad, Ryan Mulvey

I. Opening Items

A. Record Attendance

B. Call the Meeting to Order

Arron Carter called a meeting of the board of directors of Pullman School District to order on Wednesday May 27, 2026 at 6:30 PM.

C. Flag Salute

D. Land Acknowledgement Statement

E. Approval of Agenda

Lisa Waananen Jones made a motion to approve the agenda.

Craig Nelson seconded the motion.

The board **VOTED** unanimously to approve the motion.

II. Reports, Correspondence & Program

A. PHS ASB Report

The PHS ASB student representative provided an update on recent and upcoming ASB activities, including:

- ASB elections have completed.
- Spike ball tournament was cancelled due to conflicting events.
- Prom is coming up and tickets are on sale.
- Transfer of current ASB reporting representative, who previously served as the Freshman class representative.

B. Board Reports

Nominated by Principal Cameron Grow, the Board selected and presented Johanna Erickson with the 2026 Dedicated Teacher Award.

- Stephanie Horn: Upcoming Wellness Committee meeting; continued communication with community constituents.
- Deena Bayoumi: Coordinating a DEIB Task Force meeting before the end of the school year, including onboarding the newly appointed member and planning for the upcoming year. Monitoring potential changes to state graduation requirements under consideration by the State Board of Education, including possible adjustments to arts and PE/Health credit requirements; no final decisions have been made.
- Craig Nelson: Attended Debbie Stone's retirement celebration and reflected on the dedicated service of district teachers and the importance of continuing to recognize and value their contributions.
- Lisa Waananen Jones: Received an overview of how elective courses are budgeted through the Finance Committee and offered to share additional information with interested board members.
- Arron Carter: Provided background on the Dedicated Teacher Award selection process. Reported that the district remains in a strong financial position and is

finalizing the budget for the upcoming school year, with a focus on curriculum enhancements and updates. Shared Finance Committee discussions regarding levy planning, the upcoming CTE audit presentation, elective course selection processes, and staffing updates. Attended the WSSDA Regional 10 meeting in Ritzville with Board Director Horn and Bayoumi, which included legislative updates and remarks from Mark Schoesler.

C. Superintendent's Report

- Recognized the Pullman High School track team's qualification for the state championships.
- Noted the many end-of-year activities and celebrations taking place across all grade levels.

D. Program Reports

Lincoln Middle School - Sources of Strength Program

Presenter: Alison Kimball, LMS Counselor, Hayden Fulfs, Teacher & Cameron Grow

Lincoln Middle School staff and students presented on the Sources of Strength peer-led program, which focuses on building hope, resilience, belonging, and connection among students. Peer mentors described how they support fellow students and highlighted the program's eight sources of strength, including family support, positive friendships, mentors, healthy activities, and physical and mental well-being. Students also shared information about two awareness campaigns conducted this year. Approximately 60 students participate in the program, helping expand student engagement and peer support throughout the school.

Pullman High School Student Ambassadors

Presenter: Jerrod Fleury, Pullman High School Principal & Denise Thompson, Behavioral Health Support Specialist and Advisor for Greyhounds Minds Matter

Jerrod Fleury and Denise Thompson provided a spring update on the Ambassador Program, highlighting the 2025–26 cohort and the “Why You Matter” initiative completed in partnership with the Greyhounds Minds Matter club. Principal Fleury discussed lessons learned from the year, including challenges with participation due to before-school meeting times, and outlined plans to expand student representation, increase accessibility by operating during the school day, strengthen student voice, address school issues and equity concerns, and further develop student leadership opportunities. Board members expressed appreciation for student involvement and encouraged continued expansion of student voice in district and community discussions.

E. A Community of Belonging - Update

Information was shared regarding the NEWESD 101 Regional Equity Summit being offered this summer, with details to be distributed to staff, including opportunities for equity-related clock hours.

III. Public Comment

A. Speaker(s)

Speaker: Nathan Hascall

Topic(s): *Letter read on behalf of Lindsay Wheldon* - Comment regarding their child's experience in Shiari McNeil's classroom and concerns about the non-renewal decision.

Speaker: Sara Jimenez

Topic(s): Comment regarding their child's experience with teacher Shiari McNeil.

Speaker: Miranda Ross

Topic(s): Comment regarding their child's experience in Shiari McNeil's classroom and a request to reconsider the non-renewal decision.

Speaker: Milford Hodge

Topic(s): Speaker yielded their time; no comment.

Speaker: Stephanie Bray

Topic(s): Comment summarizing substantiated risk concerns, highlighting achievements and grant funding at Sunnyside Elementary, and requesting increased board representation for Sunnyside.

Speaker: Francene Watson

Topic(s): Comment expressing concerns regarding the non-renewal of Shiari McNeil.

Speaker: Amir Gilmore

Topic(s): Comment expressing disappointment with and concerns regarding the non-renewal decision for Shiari McNeil.

Speaker: Damon G.

Topic(s): Comment regarding their child's experience with teacher Shiari McNeil.

Speaker: Mira Mohamed

Topic(s): Comment regarding their child's experience in Shiari McNeil's classroom and concerns about the non-renewal decision.

Speaker: Megan Itani

Topic(s): *Letter read on behalf of Diane Hodge* - Comment supporting the non-renewal decision and emphasizing the importance of the employee evaluation process.

IV. Consent Agenda

A. Minutes - May 13, 2026 Regular Board Meeting

Craig Nelson made a motion to approve the minutes as part of the consent agenda from Regular Board Meeting on 05-13-26.

Deena Bayoumi seconded the motion.

The board **VOTED** unanimously to approve the motion.

B. Personnel Report

C. Professional/Personal Services Contracts

D. Warrants

The following vouchers as audited and certified by the auditing officer, as required by RCW 42.24.080, and those expense reimbursement claims certified, as required by RCW 42.24.090, are approved for payment. In addition, payroll warrants in the amount of \$3,165,466.34 are also approved.

Fund: ASB

Voucher numbers 202500065 through 202500068 totaling \$406.25

Voucher numbers 26737868 through 26737874 totaling \$8,125.72

Voucher numbers 26737875 through 26737875 totaling \$144.00

Fund: General

Voucher numbers 202500065 through 202500068 totaling \$1,095.90

Voucher numbers 252600189 through 252600191 totaling \$422.00

Voucher numbers 252600192 through 252600194 totaling \$944.84

Voucher numbers 26737908 through 26737913 totaling \$913.92

Voucher numbers 26737914 through 26737948 totaling \$182,861.00

Payroll warrant numbers 26737876 through 26737907 totaling \$3,165,466.34

E. Student Transfer Requests

F. ASB Fundraisers

G. Consent Agenda Approval

Craig Nelson made a motion to approve the consent agenda.

Deena Bayoumi seconded the motion.

The board **VOTED** unanimously to approve the motion.

V. Public Hearing: Revise and Extend the 2025-2026 General Fund Budget

A.

Regular Board Meeting Convened into a Public Hearing at 7:42pm.

Board President Carter convened the regular meeting into a public hearing regarding the 2025-2026 General Fund Budget Extension for the purpose of receiving public comment and noted that no action would be taken.

Speaker(s):

Megan Itani: Comment regarding special education staffing, student service needs, and proactive planning for the upcoming school year.

Board President Carter closed the public hearing and reconvened the regular board meeting at 7:45pm.

VI. Action Items

A. 2026-2027 Board Meeting Schedule

Presenter: Bob Maxwell, Superintendent

There have been no questions since this item was last presented. It was noted that an adjustment was needed to change School Board Advance to School Board Retreat on the content calendar.

Craig Nelson made a motion to approve the 2026-2027 Board Meeting Schedule as presented.

Deena Bayoumi seconded the motion.

Reminded the board this can be adjusted in the future as needed.

The board **VOTED** unanimously to approve the motion.

B. Resolution 25-26: 06 - Revise and Extend the 2025-26 General Fund Budget

Presenter: Diane Hodge, Finance Director

There have been no questions since this item was last presented. Need to ensure budget capacity for additional expenditures for Running Start and Special Education with clarification that funds may not necessarily be spent but must be budgeted if needed.

Deena Bayoumi made a motion to approve Resolution 25-26:06 authorizing a General Fund Budget Extension to increase budgeted expenditures by \$1,070,370.

Craig Nelson seconded the motion.

The board **VOTED** unanimously to approve the motion.

VII. Executive Session

A. Board President Carter announced there will be an Executive Session to Review the Performance of Public Employees that will end at 8:25pm after which the meeting will convene in open session to take action.

The board meeting reconvened into an open session at 8:25pm, and the chair announced that the executive session end time would be extended 20 minutes before returning to executive session.

The board meeting reconvened into an open session at 8:45pm, and the chair announced that the executive session end time would be extended 15 minutes before returning to executive session.

The board meeting reconvened into an open session at 9:00pm, and the chair announced that the executive session end time would be extended 15 minutes before returning to executive session.

The board meeting reconvened into an open session at 9:15pm, and the chair announced that the executive session end time would be extended 10 minutes before returning to executive session.

VIII. Action Item

A. Superintendent's Recommendations for Non-Renewal

Lisa Waananen Jones made a motion to approve the superintendent's recommendation to non-renew Shiari McNeil and authorize the board president to work with legal counsel to prepare the required response.

Stephanie Horn seconded the motion.

The board **VOTED** to approve the motion.

Roll Call

Deena Bayoumi	No
Arron Carter	Aye
Craig Nelson	No
Lisa Waananen Jones	Aye
Stephanie Horn	Aye

IX. Closing Items

A. Adjourn Meeting

There being no further business to be transacted, and upon motion duly made, seconded and approved, the meeting was adjourned at 9:27 PM.

Respectfully Submitted,
Arron Carter

Documents used during the meeting

- Board Report - 5.27.26 Personnel.pdf
- Board Report -CERT list 26.27.pdf

- Board Report - Contracts 5.27.2026.pdf
- Payroll Warrant Authorization Form_May 2026.pdf
- CK Summaries 5.27.26.pdf
- 2026 05.27 Regular Board Meeting - Student Transfer Requests.pdf
- ASB Fundraiser - PHS Mini Cheer Camp AUG-SEP 2026.pdf
- ES 2026-27 Board Meeting Schedule 5.13.26.pdf
- 2026-2027 Board Meeting Schedule.pdf
- 2026-2027 Board Meeting Content Calendar DRAFT 5.13.26.pdf
- 2025-26 Budget Extension Resolution 25-26.06.pdf
- 2025-26 Budget Extension Executive Summary.pdf
- 2025-26 General Fund F200 Budget Extension.pdf
- May Administrative Requirements Update.pdf
- Expense Claim Audit Comm Update Schedule.pdf
- 2025-2026 Board Meeting Content Calendar REV 6.9.25.pdf
- 2025-26 Strategic Plan Goals_Priorities_Success Indicators.pdf
- 3110P Entrance Age Qualification 5.27.26.pdf

Coversheet

Personnel Report

Section: IV. Consent Agenda
Item: B. Personnel Report
Purpose: FYI
Submitted by:
Related Material: Board Report - 6.10.2026 Personnel.pdf
Board Report - Classified Rehire List 26-27.doc.pdf
Student Activity Stipend Schedule 2025-2026 (Updated 6.4.26).pdf

MEMORANDUM

TO: Board of Directors

FROM: Bob Maxwell, Superintendent
Dagny Myers, Human Resources Director

DATE: June 10, 2026

SUBJECT: **Personnel Report**

Employment with the District will be conditional upon the district's receipt of a criminal conviction history record that is clear of any convictions, adjudications, protective orders, final decisions, or criminal charges in accordance with Washington State law and conditional upon receipt of a Sexual Misconduct Disclosure Form from prior Washington State employer(s), where employment was in a school setting, indicating that no sexual misconduct materials were found in the records of such employer(s) pursuant to RCW 28A.400 and WAC 180-87-080.

I recommend the Board of Directors accept the following:

Certified: **Amy Allen** as 1.0 FTE speech language pathologist beginning the 2026-2027 school year

Lonna Carrier, kindergarten teacher at Franklin Elementary School, transfer to first grade teacher at Franklin Elementary School beginning the 2026-2027 school year

Debbie Crabtree as 1.0 FTE fourth grade teacher at Sunnyside Elementary School beginning the 2026-2027 school year

Haley Gray, fifth teacher at Franklin Elementary School, transfer to kindergarten teacher at Franklin Elementary School beginning the 2026-2027 school year

Anthony Haynes, fifth grade teacher at Jefferson Elementary School, transfer to fifth grade teacher at Franklin Elementary School beginning the 2026-2027 school year

Robin Hendrickson, core+ teacher at Jefferson Elementary School, transfer to kindergarten teacher at Franklin Elementary School beginning the 2026-2027 school year

Whitney Lux, fourth grade teacher at Jefferson Elementary School, transfer to second grade teacher at Jefferson Elementary School beginning the 2026-2027 school year

Rob McPherson, art teacher at Pullman High School, retirement effective January 1, 2027

Marie Parrish, first grade teacher at Jefferson Elementary School, transfer to core+ teacher at Jefferson Elementary School beginning the 2026-2027 school year

Nathan Weber as elementary assistant principal at Jefferson Elementary School and Kamiak Elementary School beginning July 1, 2026

Dakota Wickard as assistant principal at Lincoln Middle School beginning July 1, 2026

Classified: **Classified Rehire List for the 2026-2027 school year**

James Dobson, lead II custodian at Kamiak Elementary School, retirement effective August 31, 2026

Gregg Henning, regular route bus driver, resignation effective June 18, 2026

Colet Lowery, secretary/office manager at Pullman High School, request for a leave of absence for the month of July 2026

Nikoe Valentine, attendance/discipline technician at Pullman High School, resignation effective June 16, 2026, to accept head secretary position at Jefferson Elementary School

I recommend the Board of Directors approve the following supplemental/stipend payments:

Raeiah Currier as debate club advisor at Pullman High School

Mimi Dissmore, Magic the Gathering Club advisor at Lincoln Middle School, resignation

Emma Haug, co-intramural girls bowling coach at Lincoln Middle School, resignation

Hannah Kiser, co-science bowl advisor at Pullman High School, resignation

Jansi Merz, assistant volleyball coach, assistant girls basketball coach, and assistant track coach at Lincoln Middle School, resignation

Changes to the **Student Activity Stipend Schedule** (see attached) as follows:

- Addition of Debate Club Advisor position at Pullman High School (Level 8)
- Elimination of Junior Statesman of America Club Advisor position at Pullman High School

For Your Information:

I recommend to the Board of Directors that the following classified staff be rehired for the 2026-2027 school year:

CUSTODIANS:

Tatiana Aleksandrova
Dan Barbosa
John Barry
Risa Holgin
Cooper Jaquish
Stephanie Kemp
Troy Kietel
Steven Loret
Adam McPherson
Thurman Murchison
Jody Pomponio
Mikhail Pulinksii
Keith Russell
Rolos Salamjohn
Firuza Sattorova
Jennifer Smith
Terry Turner
Bret Vanness

TRANSPORTATION:

Blanca Cisneros
Cortney Cook
Tommy Dickinson
Margaret Donelick
Greg Hartung
Jason Henrichs
Steve Koberstein
Duane Peppel
William Prewett
Pamela Roundy
Karen Silcox
Tyler Stockton
Phillip Taylor
Bryce Walley
Richard Wesson
Nathan Wiltsie

MAINTENANCE:

Michael Bessey
Justin Erwin
Jeff Jones
Gwen Nowack
William Powell
Kevin Tate
Ernest Yaggi

NUTRITION SERVICES:

Jessie Campbell
Wendy Cox
Nicole Drumm
Esther Hart
Brandy Montgomery
Carrie SaintPierre
Christian Sanchez
Desiree Shepherd
Anissa Terres
Xin Wang
Trina Warner
Suzanne Wickard

CENTRAL OFFICE:

Berenisse Bencomo
Zena El Chabib
Courtney Hodge
Tauna Johnson
Dagny Myers
Paula Perron-Bates
Rachel Sater
Lisa Spence

IT DEPARTMENT:

Tyler Craigie
Ryan Dunlap
Alexander Gordon
Kameron Haramoto
Matt Heiszler

SCHOOL SECRETARIES:

Sarah Boyer
Amber Deeds
Michelle Dunlap
Jamie John
LeAnne Kendall
Colet Lowery
Christa Sanford
Edie Talbot
Nikoe Valentine

LMS OFFICE STAFF:

Robin McDougle

NURSE:

Angie Bevan
Anna Burt
Michelle Hyatt
Sheri Wadsworth
Janel Wright

PARAEDUCATORS:

Martha Aguila Santana
Salina Aigner
Brian Anderson
Alexa Beckett
Daisy Bencomo Rascon
Claudia Bishop-Haynes
Nicholas Branham
Megan Brannan
Laura Carman
Lacey Casquero
Julia Chavez
Mei Clark
Katelyn Cornish
Katie Dailey
Kathy Dodson
Cassidy Fairchild
Jackie Farrand
Rosemary Fleener
Ujwala Ganjyal
Angela Gibson
Arianna Glick-Olmstead
Ethan Goss
Michael Graise
Nathan Hascall
Cosette Hauck
Robin Hevly
Viktoria Hotchkiss
Alison Isham
Alika Jones
Arden Jones
Emi Karino-Evans
Katie Kendrick
Ray Lancaster
Jung Hoon Lee
Olivia Luzitano
Rosana Magoia
Michelle Mitchell
Hailey Muench
Reem Nasralla
Chelsea Newbold
Lindsey Rivera
Lacey Robbins
TyAnne Roberts
Mia Seshiki
Anne Smith
Tammy Storey
Eve Strongoni
Brooke Thomas
Barb Travis
Emma Trayte
Rachael Vickoren
Gloria Wheatley
Kathryn Williams
Jodi Winchell

CLASSIFIED STAFF ON ASSIGNMENTS THAT WILL BE COMPLETED AT THE END OF THE 2025-2026 SCHOOL YEAR:

Nikki Thompson

Pullman School District No. 267
STUDENT ACTIVITY STIPEND SCHEDULE
2025-2026

Level/Hours	STEP 1 1-2 years	STEP 2 3-4 years	STEP 3 5-6 years	STEP 4 7-8 years	STEP 5 9-10 years	STEP 6 11-14 years	STEP 7 15+ years
Assistant	17.46	17.96	18.46	18.96	19.46	19.96	20.46
Head	20.46	21.91	23.36	24.81	26.26	27.71	29.16
Level 1	PHS Football, PHS Basketball						
Hours:	330						
Assistant	5762	5927	6092	6257	6422	6587	6752
Head	6752	7230	7709	8187	8666	9144	9623
Level 2	PHS Volleyball, PHS Wrestling, PHS Baseball, PHS Softball, PHS Track, PHS Swimming, PHS Tennis (grandfathered)						
Hours:	300						
Assistant	5238	5388	5538	5688	5838	5988	6138
Head	6138	6573	7008	7443	7878	8313	8748
Level 3	PHS Cross Country, PHS Soccer, PHS Golf, PHS Tennis						
Hours:	270						
Assistant	4714	4849	4984	5119	5254	5389	5524
Head	5524	5916	6307	6699	7090	7482	7873
Level 4	Head: PHS ASB Advisor, LMS Assistant Activities Manager; Assistant: PHS Dance Team; Head/Assistant: PHS Cheer (per season), PHS Drama (per season)						
Hours:	210						
Assistant	3667	3772	3877	3982	4087	4192	4297
Head	4297	4601	4906	5210	5515	5819	6124
Level 5	Head: PHS Bowling, PHS Auditorium Manager						
Hours:	180						
Assistant	3143	3233	3323	3413	3503	3593	3683
Head	3683	3944	4205	4466	4727	4988	5249
Level 6	Head: PHS Senior Class Advisor, LMS Math Team; Assistant: LMS ASB Advisor, LMS Jazz Band, LMS Jazz Choir; Head/Assistant: LMS Coaches - Cross Country, Football, Volleyball, Basketball, Wrestling, Track (8th grade varsity coach at head level, all others at assistant level)						
Hours:	150						
Assistant	2619	2694	2769	2844	2919	2994	3069
Head	3069	3287	3504	3722	3939	4157	4374
Level 7	Head: PHS Spirit Club, LMS Yearbook; Assistant: PHS Knowledge Bowl, PHS Support Assistant Coaches for Baseball, Softball, Soccer & Wrestling (based on number of participants and need, regular season only), LMS Spirit Club; Head/Assistant: PHS Intramural Badminton, LMS Intramural Bowling, LMS Intramural Tennis						
Hours:	135						
Assistant	2357	2425	2492	2560	2627	2695	2762
Head	2762	2958	3154	3349	3545	3741	3937
Level 8	PHS Science Olympiad/Bowl, PHS Destination Imagination, PHS Junior Statesman of America Club , PHS Math Team, PHS Key Club, PHS Debate Club , LMS Science Olympiad/Bowl						
Hours:	120						
	2095	2155	2215	2275	2335	2395	2455
Level 9	PHS Weight Training Club						
Hours:	105						
	1833	1886	1938	1991	2043	2096	2148
Level 10	LMS Drama Club, LMS Intramurals (6th grade), LMS Channel 3, PHS Junior Class Advisor, PHS Assistant Drama Coach II (per season)						
Hours:	90						
	1571	1616	1661	1706	1751	1796	1841
Level 11	LMS Builder's Club						
Hours:	75						
	1310	1347	1385	1422	1460	1497	1535
Level 12	PHS/LMS Art Club, LMS Jazz Ensemble, LMS Vocal Ensemble, LMS Leadership Service Club, LMS Culinary Club, LMS Outdoor Education Club, LMS Rube Goldberg Club, LMS Chess Club, LMS Recycle Club, LMS Debate Club, LMS Photography Club, LMS Magic the Gathering Club, LMS Gender and Sexuality Alliance Club, LMS Students of Color Alliance Club						
Hours:	60						
	1048	1078	1108	1138	1168	1198	1228
Level 13	PHS Ping Pong Club, Building Tutoring Advisor, Pokémon Club Advisor						
Hours:	45						
	786	808	831	853	876	898	921
Level 14	Elementary Activity Supervisor I, PHS Freshman Class Advisor, PHS Sophomore Class Advisor, PHS World Language Club, PHS Fellowship of Christian Athletes Club						
Hours:	30						
	524	539	554	569	584	599	614

Pullman School District No. 267
STUDENT ACTIVITY STIPEND SCHEDULE
2025-2026

Level/Hours	STEP 1 1-2 years	STEP 2 3-4 years	STEP 3 5-6 years	STEP 4 7-8 years	STEP 5 9-10 years	STEP 6 11-14 years	STEP 7 15+ years
Assistant	17.46	17.96	18.46	18.96	19.46	19.96	20.46
Head	20.46	21.91	23.36	24.81	26.26	27.71	29.16
Level 15	Elementary Activity Supervisor II						
Hours:	15						
	262	269	277	284	292	299	307
Level 16	Elementary Activity Supervisor III						
Hours:	10						
	175	180	185	190	195	200	205
Level 17	Elementary Activity Supervisor IV						
Hours:	5						
	87	90	92	95	97	100	102
Level 18	Elementary Activity Supervisor V						
Hours:	2.5						
	44	45	46	47	49	50	51

EFFECTIVE 9/1/2025

Pending Board Approval

Coversheet

Professional/Personal Services Contracts

Section: IV. Consent Agenda
Item: C. Professional/Personal Services Contracts
Purpose:
Submitted by:
Related Material: Board Report - Contracts 6.10.2026.pdf

MEMORANDUM

TO: Board of Directors

FROM: Bob Maxwell, Superintendent
Dagny Myers, Human Resources Director

DATE: June 10, 2026

SUBJECT: **Professional/Personal Services Contract Report**

Employment with the District will be conditional upon the district's receipt of a criminal conviction history record that is clear of any convictions, adjudications, protective orders, final decisions, or criminal charges in accordance with Washington State law and conditional upon receipt of a Sexual Misconduct Disclosure Form from prior Washington State employer(s), where employment was in a school setting, indicating that no sexual misconduct materials were found in the records of such employer(s) pursuant to RCW 28A.400 and WAC 180-87-080.

I recommend the Board of Directors approve the following Professional/Personal Services Contracts:

Gene Sharratt to provide consultation/facilitation services regarding Board to Board relationship and Board to Superintendent relationship, services to be completed no later than August 31, 2026, \$150 per hour.

Coversheet

Warrants

Section: IV. Consent Agenda
Item: D. Warrants
Purpose: FYI
Submitted by:
Related Material: CK Summaries 6.10.26.pdf

The following vouchers, as audited and certified by the Auditing Officer as required by RCW 42.24.080, and those expense reimbursement claims certified as required by RCW 42.24.090, are approved for payment. Those payments have been recorded on this listing which has been made available to the board.

As of June 10, 2026, the board, by a _____ vote, approves payments, totaling \$420.12. The payments are further identified in this document.

Total by Payment Type for Cash Account, AP ACH:

ACH Numbers 252600195 through 252600195, totaling \$420.12

Secretary _____	Board Member _____
Board Member _____	Board Member _____
Board Member _____	Board Member _____

Check Nbr	Vendor Name	Check Date	Check Amount
252600195	BMO Corporate Mastercard	06/10/2026	420.12
1	ACH	Check(s) For a Total of	420.12

	0	Manual	Checks For a Total of	0.00
	0	Wire Transfer	Checks For a Total of	0.00
	1	ACH	Checks For a Total of	420.12
	0	Computer	Checks For a Total of	0.00
Total For	1	Manual, Wire Tran, ACH & Computer	Checks	420.12
Less	0	Voided	Checks For a Total of	0.00
			Net Amount	420.12

F U N D S U M M A R Y

Fund	Description	Balance Sheet	Revenue	Expense	Total
20	Capital Projects	0.00	0.00	420.12	420.12

The following vouchers, as audited and certified by the Auditing Officer as required by RCW 42.24.080, and those expense reimbursement claims certified as required by RCW 42.24.090, are approved for payment. Those payments have been recorded on this listing which has been made available to the board.

As of June 10, 2026, the board, by a _____ vote, approves payments, totaling \$1,616.80. The payments are further identified in this document.

Total by Payment Type for Cash Account, AP ACH:
ACH Numbers 252600196 through 252600196, totaling \$1,616.80

Secretary _____	Board Member _____
Board Member _____	Board Member _____
Board Member _____	Board Member _____

Check Nbr	Vendor Name	Check Date	Check Amount
252600196	BMO Corporate Mastercard	06/10/2026	1,616.80
1	ACH	Check(s) For a Total of	1,616.80

	0	Manual	Checks For a Total of	0.00
	0	Wire Transfer	Checks For a Total of	0.00
	1	ACH	Checks For a Total of	1,616.80
	0	Computer	Checks For a Total of	0.00
Total For	1	Manual, Wire Tran, ACH & Computer	Checks	1,616.80
Less	0	Voided	Checks For a Total of	0.00
			Net Amount	1,616.80

F U N D S U M M A R Y

Fund	Description	Balance Sheet	Revenue	Expense	Total
40	Associated Stude	-93.53	0.00	1,710.33	1,616.80

The following vouchers, as audited and certified by the Auditing Officer as required by RCW 42.24.080, and those expense reimbursement claims certified as required by RCW 42.24.090, are approved for payment. Those payments have been recorded on this listing which has been made available to the board.

As of June 10, 2026, the board, by a _____ vote, approves payments, totaling \$2,992.67. The payments are further identified in this document.

Total by Payment Type for Cash Account, AP ACH:
ACH Numbers 252600197 through 252600197, totaling \$2,992.67

Secretary _____	Board Member _____
Board Member _____	Board Member _____
Board Member _____	Board Member _____

Check Nbr	Vendor Name	Check Date	Check Amount
252600197	BMO Corporate Mastercard	06/10/2026	2,992.67
1	ACH	Check(s) For a Total of	2,992.67

	0	Manual	Checks For a Total of	0.00
	0	Wire Transfer	Checks For a Total of	0.00
	1	ACH	Checks For a Total of	2,992.67
	0	Computer	Checks For a Total of	0.00
Total For	1	Manual, Wire Tran,	ACH & Computer Checks	2,992.67
Less	0	Voided	Checks For a Total of	0.00
			Net Amount	2,992.67

F U N D S U M M A R Y

Fund	Description	Balance Sheet	Revenue	Expense	Total
40	Associated Stude	-24.76	0.00	3,017.43	2,992.67

The following vouchers, as audited and certified by the Auditing Officer as required by RCW 42.24.080, and those expense reimbursement claims certified as required by RCW 42.24.090, are approved for payment. Those payments have been recorded on this listing which has been made available to the board.

As of June 10, 2026, the board, by a _____ vote, approves payments, totaling \$11,362.75. The payments are further identified in this document.

Total by Payment Type for Cash Account, AP ACH:
ACH Numbers 252600198 through 252600198, totaling \$11,362.75

Secretary _____	Board Member _____
Board Member _____	Board Member _____
Board Member _____	Board Member _____

Check Nbr	Vendor Name	Check Date	Check Amount
252600198	BMO Corporate Mastercard	06/10/2026	11,362.75
1	ACH	Check(s) For a Total of	11,362.75

	0	Manual	Checks For a Total of	0.00
	0	Wire Transfer	Checks For a Total of	0.00
	1	ACH	Checks For a Total of	11,362.75
	0	Computer	Checks For a Total of	0.00
Total For	1	Manual, Wire Tran, ACH & Computer	Checks	11,362.75
Less	0	Voided	Checks For a Total of	0.00
			Net Amount	11,362.75

F U N D S U M M A R Y

Fund	Description	Balance Sheet	Revenue	Expense	Total
40	Associated Stude	-296.42	0.00	11,659.17	11,362.75

The following vouchers, as audited and certified by the Auditing Officer as required by RCW 42.24.080, and those expense reimbursement claims certified as required by RCW 42.24.090, are approved for payment. Those payments have been recorded on this listing which has been made available to the board.

As of June 10, 2026, the board, by a _____ vote, approves payments, totaling \$45,089.73. The payments are further identified in this document.

Total by Payment Type for Cash Account, AP ACH:
ACH Numbers 252600199 through 252600199, totaling \$45,089.73

Secretary _____	Board Member _____
Board Member _____	Board Member _____
Board Member _____	Board Member _____

Check Nbr	Vendor Name	Check Date	Check Amount
252600199	BMO Corporate Mastercard	06/10/2026	45,089.73
1	ACH	Check(s) For a Total of	45,089.73

	0	Manual	Checks For a Total of	0.00
	0	Wire Transfer	Checks For a Total of	0.00
	1	ACH	Checks For a Total of	45,089.73
	0	Computer	Checks For a Total of	0.00
Total For	1	Manual, Wire Tran, ACH & Computer	Checks	45,089.73
Less	0	Voided	Checks For a Total of	0.00
			Net Amount	45,089.73

F U N D S U M M A R Y

Fund	Description	Balance Sheet	Revenue	Expense	Total
10	General Fund	-42.32	0.00	45,132.05	45,089.73

The following vouchers, as audited and certified by the Auditing Officer as required by RCW 42.24.080, and those expense reimbursement claims certified as required by RCW 42.24.090, are approved for payment. Those payments have been recorded on this listing which has been made available to the board.

As of June 10, 2026, the board, by a _____ vote, approves payments, totaling \$51.76. The payments are further identified in this document.

Total by Payment Type for Cash Account, AP ACH:
ACH Numbers 252600200 through 252600202, totaling \$51.76

Secretary _____	Board Member _____
Board Member _____	Board Member _____
Board Member _____	Board Member _____

Check Nbr	Vendor Name	Check Date	Check Amount
252600200	Claassen, Katelyn Jamie	06/11/2026	8.48
252600201	El Chabib, Zena	06/11/2026	11.60
252600202	Lee, Ann Marie	06/11/2026	31.68
3	ACH	Check(s) For a Total of	51.76

Check Summary

	0	Manual	Checks For a Total of	0.00
	0	Wire Transfer	Checks For a Total of	0.00
	3	ACH	Checks For a Total of	51.76
	0	Computer	Checks For a Total of	0.00
Total For	3	Manual, Wire Tran, ACH & Computer	Checks	51.76
Less	0	Voided	Checks For a Total of	0.00
			Net Amount	51.76

F U N D S U M M A R Y

Fund	Description	Balance Sheet	Revenue	Expense	Total
10	General Fund	0.00	0.00	51.76	51.76

GFACH

The following vouchers, as audited and certified by the Auditing Officer as required by RCW 42.24.080, and those expense reimbursement claims certified as required by RCW 42.24.090, are approved for payment. Those payments have been recorded on this listing which has been made available to the board.

As of June 10, 2026, the board, by a _____ vote, approves payments, totaling \$7,554.75. The payments are further identified in this document.

Total by Payment Type for Cash Account, AP ACH:
ACH Numbers 252600203 through 252600211, totaling \$7,554.75

Secretary _____	Board Member _____
Board Member _____	Board Member _____
Board Member _____	Board Member _____

Check Nbr	Vendor Name	Check Date	Check Amount
252600203	Gordon, Alexander J	06/11/2026	50.00
252600204	H & H Business Systems	06/11/2026	5,314.99
252600205	Haramoto, Kameron	06/11/2026	50.00
252600206	Heiszler, Matthew David	06/11/2026	50.00
252600207	Maxwell, Robert L	06/11/2026	475.00
252600208	Mulvey, Ryan Alan	06/11/2026	150.00
252600209	Smith, Jennifer Elaine	06/11/2026	20.00
252600210	US Linen and Uniform	06/11/2026	1,334.76
252600211	Ventresco, Dominick Richard	06/11/2026	110.00

9	ACH	Check(s) For a Total of	7,554.75
---	-----	-------------------------	----------

	0	Manual	Checks For a Total of	0.00
	0	Wire Transfer	Checks For a Total of	0.00
	9	ACH	Checks For a Total of	7,554.75
	0	Computer	Checks For a Total of	0.00
Total For	9	Manual, Wire Tran, ACH & Computer	Checks	7,554.75
Less	0	Voided	Checks For a Total of	0.00
			Net Amount	7,554.75

F U N D S U M M A R Y

Fund	Description	Balance Sheet	Revenue	Expense	Total
10	General Fund	0.00	0.00	7,554.75	7,554.75

The following vouchers, as audited and certified by the Auditing Officer as required by RCW 42.24.080, and those expense reimbursement claims certified as required by RCW 42.24.090, are approved for payment. Those payments have been recorded on this listing which has been made available to the board.

As of June 10, 2026, the board, by a _____ vote, approves payments, totaling \$11,636.78. The payments are further identified in this document.

Total by Payment Type for Cash Account, County Treasurer Warrants:
Warrant Numbers 26737949 through 26737962, totaling \$11,636.78

Secretary _____	Board Member _____
Board Member _____	Board Member _____
Board Member _____	Board Member _____

Check Nbr	Vendor Name	Check Date	Check Amount
26737949	City Of Pullman	06/11/2026	334.95
26737950	City of Pullman Police	06/11/2026	231.54
26737951	DJ GoldFinger	06/11/2026	1,000.00
26737952	Flour Power Bakery	06/11/2026	225.00
26737953	Gina Williams	06/11/2026	500.00
26737954	GSL-Greater Spokane League	06/11/2026	1,809.00
26737955	National FFA Organization	06/11/2026	828.50
26737956	Northwest Engraving Services L	06/11/2026	307.80
26737957	Plants Of The Wild	06/11/2026	294.66
26737958	Pullman School District	06/11/2026	612.33
26737959	Pullman School Dist - Revolvin	06/11/2026	3,550.00
26737960	Tracy Wells Playwright LLC	06/11/2026	800.00
26737961	Washington FFA Association	06/11/2026	368.00
26737962	Wild at Heart Photo Booth	06/11/2026	775.00

14	Computer	Check(s) For a Total of	11,636.78
----	----------	-------------------------	-----------

	0	Manual	Checks For a Total of	0.00
	0	Wire Transfer	Checks For a Total of	0.00
	0	ACH	Checks For a Total of	0.00
	14	Computer	Checks For a Total of	11,636.78
Total For	14	Manual, Wire Tran, ACH & Computer	Checks	11,636.78
Less	0	Voided	Checks For a Total of	0.00
			Net Amount	11,636.78

F U N D S U M M A R Y

Fund	Description	Balance Sheet	Revenue	Expense	Total
40	Associated Stude	-93.08	0.00	11,729.86	11,636.78

The following vouchers, as audited and certified by the Auditing Officer as required by RCW 42.24.080, and those expense reimbursement claims certified as required by RCW 42.24.090, are approved for payment. Those payments have been recorded on this listing which has been made available to the board.

As of June 10, 2026, the board, by a _____ vote, approves payments, totaling \$137.38. The payments are further identified in this document.

Total by Payment Type for Cash Account, County Treasurer Warrants:
Warrant Numbers 26737963 through 26737963, totaling \$137.38

Secretary _____	Board Member _____
Board Member _____	Board Member _____
Board Member _____	Board Member _____

Check Nbr	Vendor Name	Check Date	Check Amount
26737963	Game One	06/11/2026	137.38
1	Computer	Check(s) For a Total of	137.38

	0	Manual	Checks For a Total of	0.00
	0	Wire Transfer	Checks For a Total of	0.00
	0	ACH	Checks For a Total of	0.00
	1	Computer	Checks For a Total of	137.38
Total For	1	Manual, Wire Tran, ACH & Computer	Checks	137.38
Less	0	Voided	Checks For a Total of	0.00
			Net Amount	137.38

F U N D S U M M A R Y

Fund	Description	Balance Sheet	Revenue	Expense	Total
40	Associated Stude	0.00	0.00	137.38	137.38

The following vouchers, as audited and certified by the Auditing Officer as required by RCW 42.24.080, and those expense reimbursement claims certified as required by RCW 42.24.090, are approved for payment. Those payments have been recorded on this listing which has been made available to the board.

As of June 10, 2026, the board, by a _____ vote, approves payments, totaling \$10,181.43. The payments are further identified in this document.

Total by Payment Type for Cash Account, County Treasurer Warrants:
Warrant Numbers 26737964 through 26737966, totaling \$10,181.43

Secretary _____	Board Member _____
Board Member _____	Board Member _____
Board Member _____	Board Member _____

Check Nbr	Vendor Name	Check Date	Check Amount
26737964	Pullman School District	06/11/2026	1,860.22
26737965	Pullman School Dist - Revolvin	06/11/2026	75.00
26737966	Washington State Parks	06/11/2026	8,246.21
3	Computer	Check(s) For a Total of	10,181.43

	0	Manual	Checks For a Total of	0.00
	0	Wire Transfer	Checks For a Total of	0.00
	0	ACH	Checks For a Total of	0.00
	3	Computer	Checks For a Total of	10,181.43
Total For	3	Manual, Wire Tran, ACH & Computer	Checks	10,181.43
Less	0	Voided	Checks For a Total of	0.00
			Net Amount	10,181.43

F U N D S U M M A R Y

Fund	Description	Balance Sheet	Revenue	Expense	Total
40	Associated Stude	0.00	75.00	10,106.43	10,181.43

GF REIM

The following vouchers, as audited and certified by the Auditing Officer as required by RCW 42.24.080, and those expense reimbursement claims certified as required by RCW 42.24.090, are approved for payment. Those payments have been recorded on this listing which has been made available to the board.

As of June 10, 2026, the board, by a _____ vote, approves payments, totaling \$990.44. The payments are further identified in this document.

Total by Payment Type for Cash Account, County Treasurer Warrants: Warrant Numbers 26737967 through 26737975, totaling \$990.44

Secretary _____ Board Member _____
Board Member _____ Board Member _____
Board Member _____ Board Member _____

Check Nbr	Vendor Name	Check Date	Check Amount
26737967	Anderson, Samuel L	06/11/2026	27.41
26737968	Bromley, Daniel Patrick	06/11/2026	31.32
26737969	Gibson, Angela Kae	06/11/2026	46.98
26737970	Gratzer, Austin Michael	06/11/2026	205.00
26737971	Johnson, Ethan Charles	06/11/2026	170.10
26737972	Lopez, Autumn M	06/11/2026	33.28
26737973	Peppel, Duane A	06/11/2026	236.00
26737974	SaintPierre, Carrie Elizabeth	06/11/2026	4.35
26737975	Willy, John David	06/11/2026	236.00
9	Computer	Check(s) For a Total of	990.44

	0	Manual	Checks For a Total of	0.00
	0	Wire Transfer	Checks For a Total of	0.00
	0	ACH	Checks For a Total of	0.00
	9	Computer	Checks For a Total of	990.44
Total For	9	Manual, Wire Tran, ACH & Computer	Checks	990.44
Less	0	Voided	Checks For a Total of	0.00
			Net Amount	990.44

F U N D S U M M A R Y

Fund	Description	Balance Sheet	Revenue	Expense	Total
10	General Fund	0.00	0.00	990.44	990.44

GF + CAP

The following vouchers, as audited and certified by the Auditing Officer as required by RCW 42.24.080, and those expense reimbursement claims certified as required by RCW 42.24.090, are approved for payment. Those payments have been recorded on this listing which has been made available to the board.

As of June 10, 2026, the board, by a _____ vote, approves payments, totaling \$381,996.01. The payments are further identified in this document.

Total by Payment Type for Cash Account, County Treasurer Warrants:
Warrant Numbers 26737976 through 26738027, totaling \$381,996.01

Secretary _____	Board Member _____
Board Member _____	Board Member _____
Board Member _____	Board Member _____

Check Nbr	Vendor Name	Check Date	Check Amount
26737976	Affiliated Parts LLC	06/11/2026	2,953.39
26737977	All Fabrications & Supply LLC	06/11/2026	129.48
26737978	Broughton, Alexandra D	06/11/2026	5,142.50
26737979	Bryson Sales & Service	06/11/2026	17.99
26737980	Building Blocks Pediatric Ther	06/11/2026	1,512.00
26737981	BulkBookstore	06/11/2026	2,562.30
26737982	Ccooper Services	06/11/2026	855.00
26737983	Chapman, Kellie	06/11/2026	78.30
26737984	City of Pullman Water	06/11/2026	8,362.77
26737985	Coleman Oil Company LLC	06/11/2026	4,853.76
26737986	College Board	06/11/2026	31,776.00
26737987	Community Child Care Center	06/11/2026	1,608.56
26737988	Culligan Water LLC	06/11/2026	540.00
26737989	Dunlap, Ryan D	06/11/2026	50.00
26737990	Envoy Plan Services, Inc.	06/11/2026	17.50
26737991	Ferguson Enterprises Inc	06/11/2026	500.66
26737992	Four Star Supply Co., Inc	06/11/2026	326.36
26737993	Gray, Helen	06/11/2026	32.48
26737994	HD Supply Facilities Maint	06/11/2026	10,206.00
26737995	HD SUPPLY	06/11/2026	5,504.85
26737996	Heritage Wheel & Tire	06/11/2026	2,292.74
26737997	Hilliard's Htg & Plumbing, Inc	06/11/2026	232.20
26737998	J & H Printing Inc.	06/11/2026	176.85
26737999	Johnson Controls Building Solu	06/11/2026	13,167.36
26738000	King County Director's Assoc	06/11/2026	410.01
26738001	Kuhl Auto Parts, LLC	06/11/2026	123.41
26738002	Margaret Rice Consulting LLC	06/11/2026	6,000.00
26738003	Marlin Windows, Inc.	06/11/2026	477.42
26738004	Mike's Mechanical Services LLC	06/11/2026	714.15
26738005	Moscow-Pullman Bldg. Supply	06/11/2026	186.87
26738006	Moscow-Pullman Daily News	06/11/2026	300.00
26738007	NEWESD 101	06/11/2026	10,000.00
26738008	Northwest Auto Parts	06/11/2026	141.78

Check Nbr	Vendor Name	Check Date	Check Amount
26738009	Otis Elevator Co	06/11/2026	349.31
26738010	OverDrive	06/11/2026	211.52
26738011	Overhead Door, Inc	06/11/2026	538.93
26738012	Penland, Sarah	06/11/2026	310.50
26738013	Pollestad, Juston B	06/11/2026	150.00
26738014	Project Lead the Way	06/11/2026	1,296.00
26738015	Pullman Disposal	06/11/2026	7,568.05
26738016	Pullman School Dist - Revolvin	06/11/2026	80.60
26738017	RWC Group	06/11/2026	1,321.74
26738018	SolvePath LLC	06/11/2026	2,250.00
26738019	Sparrow Glass	06/11/2026	780.45
26738020	US Foods, Inc.	06/11/2026	11,450.98
26738021	WA ST Center for Childhood Dea	06/11/2026	112.50
26738022	Walter E Nelson Co	06/11/2026	1,326.41
26738023	Washington State University	06/11/2026	239,761.27
26738024	Whitman County Landfill	06/11/2026	364.75
26738025	Whitman County Gazette	06/11/2026	45.00
26738026	WSU Organic Farm	06/11/2026	232.82
26738027	Evco Sound And Electronics	06/11/2026	2,592.49
52	Computer	Check(s) For a Total of	381,996.01

	0	Manual	Checks For a Total of	0.00
	0	Wire Transfer	Checks For a Total of	0.00
	0	ACH	Checks For a Total of	0.00
	52	Computer	Checks For a Total of	381,996.01
Total For	52	Manual, Wire Tran,	ACH & Computer Checks	381,996.01
Less	0	Voided	Checks For a Total of	0.00
			Net Amount	381,996.01

F U N D S U M M A R Y

Fund	Description	Balance Sheet	Revenue	Expense	Total
10	General Fund	-240.01	59.00	379,584.53	379,403.52
20	Capital Projects	0.00	0.00	2,592.49	2,592.49

Coversheet

Student Transfer Requests

Section: IV. Consent Agenda
Item: E. Student Transfer Requests
Purpose: FYI
Submitted by:
Related Material: 2026 06.10 Regular Board Meeting - Student Transfer Requests.pdf



SCHOOL BOARD REPORT

Student Transfer Requests

June 10, 2026

Transfer Requests 2025-2026

Released to PSD

- No new requests at this time

Released from PSD

- No new requests at this time

Rescinded Transfer Requests

- No new rescindments at this time

Transfer Requests 2026-2027

Released to PSD

- S. Hill, Grade 8, Released from Colton School District – Renewal
- C. Stewart, Grade 10, Released from Palouse School District – Renewal
- E. Sanders, Grade 12, Released from Colfax School District – Renewal

Released from PSD

- M. Nicholson, Grade 10, Released to Washington Online School | South Bend School District – New
- Ke. McBride, Grade 8, Released to Washington Connections Academy | Goldendale School District – Renewal
- Kl. McBride, Grade 5, Released to Washington Connections Academy | Goldendale School District – Renewal
- A. McCurdy, Grade 4, Released to Washington Virtual Academy | Omak School District – Renewal

Rescinded Transfer Requests

- No new rescindments at this time

Coversheet

ASB Fundraisers

Section: IV. Consent Agenda

Item: F. ASB Fundraisers

Purpose:

Submitted by:

Related Material:

ASB Fundraiser - PHS Drama_Winter Musical FEB 2027.pdf

ASB Fundraiser - PHS Drama Club_Fall Play NOV 2026.pdf

ASB Fundraiser-PHS Drama_Spring Play MAY 2027.pdf

ASB Fundraiser - PHS Sci Olympiad_Letter Writing 6.10.26.pdf



Fundraising/Activity Form

ASB ASB Charitable General Fund

REC'D MAY 27 2026

A. Proposal: Pre-Approval of Fundraiser (at least TWO weeks prior to fundraiser)

School: PHS Group Name: Drama Club Account #: 4020

Proposed Fundraising Activity: Winter Musical -

Intended Use of Proceeds: Fund Performances

Estimated Revenues: \$ \$16,500 Estimated Expenses: 14,000

Expenses: \$ Estimated Revenues - Estimated Expenses = Estimated Profit: 2,500

Will the fundraiser be held for the benefit of an organization outside the district? Yes No
 If yes, please attach a copy of the name, address and phone number of the organization.

Dates of the Fundraiser: Start: Feb 15, 2027 End: Feb 27, 2027

Team/Club Leader (student): Marlene Clark 5/10/26 ASB Bookkeeper (staff): D Ackerman 5/20/26

Coach/Club Advisor (staff): Ann G. Min 5/20/26 Principal's Pre-Approval: J-Je 5/22/26

Student Leadership (student): Morgan Crossley 5/22/26 Activity Coordinator: Morgan Crossley 5/22/26

- B. Steps Following Approval:** *Request must be approved BEFORE event can take place.*
1. Order all needed materials or supplies with a Purchase Order through the Bookkeeper.
 2. If needed, complete a Contract with vendor after obtaining Purchase Order approval.
 3. Request a cash-box from the ASB Bookkeeper (if needed).
 4. Conduct fundraiser, monitoring all cash and goods. Inventory should be kept for goods being sold.
 5. Obtain appropriate record keeping forms from ASB Bookkeeper (all forms must accompany money).
 6. Turn all money INTACT into ASB Bookkeeper for deposit. Do not take expenses from money collected.

C. Accounting Summary of Fundraiser (Reconciliation)

1. Estimated Revenue (from section A above):	\$ _____
2. Total Actual Revenue Received (amount you should have collected based on actual sales)	\$ _____
3. Total Cost of Goods Sold (your cost for items sold)	\$ _____
4. Other Expenses (decorations, supplies, etc.)	\$ _____
5. Total Expenditures	\$ _____ (line 3 plus line 4)
6. Net Profit (loss)	\$ _____ (line 2 less line 5)

D. Final Approval of Reconciliation

I hereby certify that the above accounting information is complete and accurate:

Team/Club Leader (student): _____ ASB Bookkeeper (staff): _____
 (Signature & Date) (Signature & Date)

Coach/Club Advisor (staff): _____ Principal: _____
 (Signature & Date) (Signature & Date)

Activity Coordinator: _____
 (Signature & Date)



Fundraising/Activity Form

ASB ASB Charitable General Fund

REC'D MAY 27 2026

A. Proposal: Pre-Approval of Fundraiser (at least TWO weeks prior to fundraiser)

School: <u>PHS</u>	Group Name: <u>Drama Club</u>	Account #: <u>4020</u>
Proposed Fundraising Activity: <u>Fall Play - 2026</u>		
Intended Use of Proceeds: <u>Fund future performances</u>		
Estimated Revenues: \$ <u>\$8,500</u>	Estimated Expenses: <u>7,000</u>	
Expenses: \$ Estimated Revenues - Estimated Expenses = Estimated Profit: <u>\$1,500</u>		
Will the fundraiser be held for the benefit of an organization outside the district?		Yes <input type="checkbox"/> No <input checked="" type="checkbox"/>
If yes, please attach a copy of the name, address and phone number of the organization.		
Dates of the Fundraiser: Start: <u>Nov 05, 2026</u>		End: <u>Nov 14, 2026</u>
Team/Club Leader (student): <u>Natalie Clark 5/20/26</u>	ASB Bookkeeper (staff): <u>D Ackerman 5/20/26</u>	
Coach/Club Advisor (staff): <u>Ann G. Hill 5/20/26</u>	Principal's Pre-Approval: <u>[Signature] 5/22/26</u>	
Student Leadership (student): <u>Nayiah Acedo 5/22/26</u>	Activity Coordinator: <u>Nayiah Acedo 5/22/26</u>	

B. Steps Following Approval: Request must be approved BEFORE event can take place.

1. Order all needed materials or supplies with a Purchase Order through the Bookkeeper.
2. If needed, complete a Contract with vendor after obtaining Purchase Order approval.
3. Request a cash-box from the ASB Bookkeeper (if needed).
4. Conduct fundraiser, monitoring all cash and goods. Inventory should be kept for goods being sold.
5. Obtain appropriate record keeping forms from ASB Bookkeeper (all forms must accompany money).
6. Turn all money INTACT into ASB Bookkeeper for deposit. Do not take expenses from money collected.

C. Accounting Summary of Fundraiser (Reconciliation)

1.	Estimated Revenue (from section A above):	\$ _____
2.	Total Actual Revenue Received (amount you should have collected based on actual sales)	\$ _____
3.	Total Cost of Goods Sold (your cost for items sold)	\$ _____
4.	Other Expenses (decorations, supplies, etc.)	\$ _____
5.	Total Expenditures	\$ _____ <i>(line 3 plus line 4)</i>
6.	Net Profit (loss)	\$ _____ <i>(line 2 less line 5)</i>

D. Final Approval of Reconciliation

I hereby certify that the above accounting information is complete and accurate:

Team/Club Leader (student): _____	ASB Bookkeeper (staff): _____
<i>(Signature & Date)</i>	<i>(Signature & Date)</i>
Coach/Club Advisor (staff): _____	Principal: _____
<i>(Signature & Date)</i>	<i>(Signature & Date)</i>
Activity Coordinator: _____	
<i>(Signature & Date)</i>	



Fundraising/Activity Form



ASB ASB Charitable General Fund

REC'D MAY 27 2026

A. Proposal: Pre-Approval of Fundraiser (at least TWO weeks prior to fundraiser)

School: PHS Group Name: Drama Club Account #: 4020

Proposed Fundraising Activity: Spring Play

Intended Use of Proceeds: For future performances

Estimated Revenues: \$ 8,500 Estimated Expenses: 7,000

Expenses: \$ Estimated Revenues - Estimated Expenses = Estimated Profit: \$1,500

Will the fundraiser be held for the benefit of an organization outside the district? Yes No
 If yes, please attach a copy of the name, address and phone number of the organization.

Dates of the Fundraiser: Start: May 13, 2027 End: May 22, 2027

Team/Club Leader (student): Natalie Cook 5/20/26 ASB Bookkeeper (staff): Nachmann 5/20/26
 (Signature & Date) (Signature & Date)

Coach/Club Advisor (staff): [Signature] 5/20/26 Principal's Pre-Approval: [Signature] 5/22/26
 (Signature & Date) (Signature & Date)

Student Leadership (student): [Signature] 5/22/26 Activity Coordinator: [Signature] 5/22/26
 (Signature & Date) (Signature & Date)

Robert Unsworth

B. Steps Following Approval: Request must be approved BEFORE event can take place.

1. Order all needed materials or supplies with a Purchase Order through the Bookkeeper.
2. If needed, complete a Contract with vendor after obtaining Purchase Order approval.
3. Request a cash-box from the ASB Bookkeeper (if needed).
4. Conduct fundraiser, monitoring all cash and goods. Inventory should be kept for goods being sold.
5. Obtain appropriate record keeping forms from ASB Bookkeeper (all forms must accompany money).
6. Turn all money INTACT into ASB Bookkeeper for deposit. Do not take expenses from money collected.

C. Accounting Summary of Fundraiser (Reconciliation)

1. Estimated Revenue (from section A above):	\$ _____
2. Total Actual Revenue Received (amount you should have collected based on actual sales)	\$ _____
3. Total Cost of Goods Sold (your cost for items sold)	\$ _____
4. Other Expenses (decorations, supplies, etc.)	\$ _____
5. Total Expenditures	\$ _____ (line 3 plus line 4)
6. Net Profit (loss)	\$ _____ (line 2 less line 5)

D. Final Approval of Reconciliation

I hereby certify that the above accounting information is complete and accurate:

Team/Club Leader (student): _____ ASB Bookkeeper (staff): _____
 (Signature & Date) (Signature & Date)

Coach/Club Advisor (staff): _____ Principal: _____
 (Signature & Date) (Signature & Date)

Activity Coordinator: _____
 (Signature & Date)

Once Completed: Copies to the following: ASB Bookkeeper and ASB group/activity



Fundraising/Activity Form

REC'D JUN 02 2026

ASB ASB Charitable General Fund

REC'D MAY 29 2026

A. Proposal: Pre-Approval of Fundraiser (at least TWO weeks prior to fundraiser)

School: <u>Pullman High School</u>	Group Name: <u>Science Olympiad</u>	Account #: _____
Proposed Fundraising Activity: <u>Letter Writing Campaign (applying for STEM funds grants.)</u>		
Intended Use of Proceeds: <u>Purchase materials for Sci Oly</u>		
Estimated Revenues: \$ <u>\$5000⁰⁰</u>	Estimated expenses <u>expenses</u> \$ <u>0</u>	
Expenses: \$ Estimated Revenues - Estimated Expenses = Estimated Profit: <u>\$5000⁰⁰</u>		
Will the fundraiser be held for the benefit of an organization outside the district? Yes <input type="checkbox"/> No <input checked="" type="checkbox"/> If yes, please attach a copy of the name, address and phone number of the organization.		
Dates of the Fundraiser: Start: <u>Aug 1, 2026</u> End: <u>Aug 31, 2026</u>		
Team/Club Leader (student): <u>Journee 5/11/26</u> <small>(Signature & Date)</small>	ASB Bookkeeper (staff): <u>M. Ackermann 5/11/26</u> <small>(Signature & Date)</small>	
Coach/Club Advisor (staff): <u>Marla Haugen 4/2/26</u> <small>(Signature & Date)</small>	Principal's Pre-Approval: <u>[Signature]</u> <small>(Signature & Date)</small>	
Student Leadership (student): <u>Morgan Cressler 4/24/26</u> <small>(Signature & Date)</small>	Activity Coordinator: <u>[Signature] 5/28/26</u> <small>(Signature & Date)</small>	

B. Steps Following Approval: Request must be approved BEFORE event can take place.

1. Order all needed materials or supplies with a Purchase Order through the Bookkeeper.
2. If needed, complete a Contract with vendor after obtaining Purchase Order approval.
3. Request a cash-box from the ASB Bookkeeper (if needed).
4. Conduct fundraiser, monitoring all cash and goods. Inventory should be kept for goods being sold.
5. Obtain appropriate record keeping forms from ASB Bookkeeper (all forms must accompany money).
6. Turn all money **INTACT** into ASB Bookkeeper for deposit. **Do not take expenses from money collected.**

C. Accounting Summary of Fundraiser (Reconciliation)

1. Estimated Revenue (from section A above):	\$	_____
2. Total Actual Revenue Received (amount you should have collected based on actual sales)	\$	_____
3. Total Cost of Goods Sold (your cost for items sold)	\$	_____
4. Other Expenses (decorations, supplies, etc.)	\$	_____
5. Total Expenditures	\$	_____
		<small>(line 3 plus line 4)</small>
6. Net Profit (loss)	\$	_____
		<small>(line 2 less line 5)</small>

D. Final Approval of Reconciliation

I hereby certify that the above accounting information is complete and accurate:

Team/Club Leader (student): _____ <small>(Signature & Date)</small>	ASB Bookkeeper (staff): _____ <small>(Signature & Date)</small>
Coach/Club Advisor (staff): _____ <small>(Signature & Date)</small>	Principal: _____ <small>(Signature & Date)</small>
Activity Coordinator: _____ <small>(Signature & Date)</small>	

Once Completed: Copies to the following: ASB Bookkeeper and ASB group/activity

Coversheet

Overnight Field Trip Request

Section: IV. Consent Agenda
Item: G. Overnight Field Trip Request
Purpose:
Submitted by:
Related Material: Overnight Field Trip Request - PHS Girls Basketball_JUNE 2026.pdf

Print Form

Pullman School District Form

2320F

Page 1 of 1

Overnight Field Trip Request

Teacher/Group Requesting: PHS Girls Basketball, Seth Paine

Please fill in the following information as part of the approval process and submit to the superintendent's office:

1. Number of students involved: 12

2. Purpose of trip: BNB Basketball Camp

3. Destination: Ilwaco, WA or Newport, WA

Is this a result of competition: Yes No

4. Housing (Motel, Private Houses, etc.):
Ilwaco or Newport High School

5. Number of chaperones: 3

Names of chaperones:
Seth Paine, Nicholas Darling, Pat Doumit

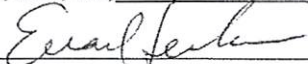
6. Cost and method of payment (including any cost to students):
 ASB Principal Fund Raiser Other _____

Cost to student: \$ 0 Total Cost: \$ \$1700

7. Date(s) and time of departure and return: 8AM 6/21/26 - 8 PM 6/25/26 or
8AM 6/29/26 - 8 PM 7/2/26

8. Insurance implications: NA

9. Method of transportation:
 School Bus Charter Bus Private Vehicles Rental Vehicles
 Other (i.e. airplane, train, etc.) school vans if available

Signature of Advisor/Coach: 

Signature of Building Principal: 

Signature of Superintendent: 

Board Action: _____ Date: _____

Coversheet

2026-2027 Fixing and Adopting the Budget, Four-Year Budget Summary and Four-Year Enrollment Projection

Section: VI. Discussion Items
Item: A. 2026-2027 Fixing and Adopting the Budget, Four-Year Budget Summary and Four-Year Enrollment Projection
Purpose:
Submitted by:
Related Material: 2026-27 Budget Executive Summary.pdf
2026-27 PSD Budget Presentation.pdf
2026-27 Budget Resolution 26-27.01.pdf
2026-27 Pullman FINAL OSPI Budget PRINT.pdf



To Ensure Learning While Challenging Each Student to Achieve Full Potential

Pullman School District No. 267 • 240 SE Dexter • Pullman, WA 99163 • (509) 332-3581

2026-27 Fixing and Adopting the Budget, Four-Year Budget Summary and Four-Year Enrollment Projection

Executive Summary

June 10, 2026

By: Diane Hodge
Finance Director

Background:

The proposed 2026-2027 budget represents a comprehensive financial plan designed to support student learning, district operations, and organizational priorities. The General Fund budget is proposed at \$47,335,392 and is based on a projected enrollment of 2,575 full-time equivalent (FTE) students.

The budget document includes all district funds, together with a four-year budget summary and four-year enrollment projection, providing a longer-term perspective for district financial planning. The proposed budget reflects the most current legislative funding assumptions and financial information available at the time of budget development.

A public hearing and recommendation for adoption of the budget are scheduled for the June 24, 2026, regular board meeting.

Recommended Board Action:

I recommend approval of Resolution 26-27:01 adopting the 2026-2027 budget for all district funds, together with the four-year budget summary and four-year enrollment projection, as presented.

Motion to Approve

I move to approve Resolution 26-27:01 adopting the 2026-2027 fiscal year budget, including all district funds, the four-year budget summary, and the four-year enrollment projection, as presented.

Approved

Not Approved

Date: _____

Board Secretary Signature: _____

PULLMAN SCHOOL DISTRICT NO. 267



FY 2026-2027 BUDGET



This Budget Summary provides an overview of key information related to the Pullman School District's 2026–2027 Budget. Detailed budget information is available in the official OSPI Form F-195, which may be accessed on the district website or reviewed in print at the district office upon request.

Foundation of a School Budget

➤ Staffing and Class Size

- *Adequate staffing levels to maintain appropriate class sizes*

➤ Educational Programs and Services

- *Support core and elective course offerings, curriculum and instructional materials, student support services (including counseling, special education, and intervention), and professional development.*

➤ Infrastructure and Operational Support

- *Maintain school facilities, buildings, and grounds; support classroom and administrative technology; and provide transportation, food service, custodial, and other essential support services.*

➤ Contractual and Legal Obligations

- *Collective bargaining agreements, including required salaries, benefits, and compliance with labor laws.*



Operational Goals

Financial

- Maintain a minimum 10% ending fund balance to support one month of payroll and accounts payable obligations.
- Prepare for unexpected emergencies and financial uncertainties.
- Sustain our current expenditure commitments and district operations into the future.

Instructional

- Promote a culture of learning that supports student wellness and engagement and achievement.
- Ensure district practices and protocols foster student belonging and create a positive, supportive learning environment.
- Implement effective instructional strategies and integrate social-emotional learning to support student growth.
- Provide meaningful, goal-aligned professional development that equips staff to meet student needs and advance district priorities.

Goals + Plans = Success



2026-2027 Recommended Budgets



2026-27 Recommended Budget

	General Fund	ASB Fund	Debt Service Fund	Capital Projects Fund	Transportation Vehicle Fund
Total Revenues	\$ 47,335,392	\$1,021,503	\$ 7,326,690	\$ 718,000	\$ 309,387
Interfund Transfers In					
Subtotal	\$ 47,335,392	\$1,021,503	\$ 7,326,690	\$ 718,000	\$ 309,387
Total Expenditures	\$ 47,335,392	\$1,193,669	\$ 7,121,316	\$ 3,731,618	\$ 730,000
Interfund Transfers Out				\$ 100,000	
Beginning Fund Balance	\$ 4,750,250	\$ 538,777	\$ 3,850,661	\$ 3,477,960	\$ 1,133,015
Change In Fund Balance	\$ -	\$ (172,166)	\$ 205,374	\$ (3,113,618)	\$ (420,613)
Ending Fund Balance	\$ 4,750,250	\$ 366,611	\$ 4,056,035	\$ 364,342	\$ 712,402

The secret to budgeting is that it needs to be honest. Not what you think it should be or wish it could be, but what it really is.
 - Lisa Conway-Hughes

2026-2027 Enrollment & Staffing

Actual and Projected Average Enrollment (FTE)					
Grades	Actual 2022-23	Actual 2023-24	Actual 2024-25	Estimate 2025-26	Estimate 2026-27
Elementary (K-5)	1217	1179	1205	1245	1198
Middle (6-8)	586	615	636	620	598
High (9-12)	838	780	754	762	779
Total K-12 Enrollment	2641	2574	2595	2627	2575
FTE Change from Prior Year	35	-67	21	32	

2025-26 Average enrollment estimate as of 4.30.26

Staffing FTE	Average 2024-5	Budget 2025-26	Budget 2026-27
Certificated Employees FTE	200.510	198.720	200.900
Classified Employees FTE	102.290	101.760	107.326
Total FTE	302.800	300.480	308.226

Enrollment projections are essential to the budget, as it is used to determine the district's revenue allocation.

FTE = Full-Time Equivalent

General Fund Breakdown by Program

Program	Certified		Classified		Benefits	Materials, Supplies, Operating Costs	Total Program Expenditures	Total FTE	% by Program
	FTE	Salary	FTE	Salary					
01 - Basic Education	144.178	\$15,457,173	21.488	\$1,859,540	\$ 5,569,073	\$1,809,674	\$ 24,695,460	165.666	52.17%
02 - ALE	0.000	\$ -	0.000	\$ -	\$ -	\$ 15,878	\$ 15,878	0.000	0.03%
03 - Dropout Reengagement	0.000	\$ -	0.000	\$ -	\$ -	\$ 31,755	\$ 31,755	0.000	0.07%
21 - Special Education, State	27.878	\$ 2,681,895	20.931	\$1,298,157	\$ 1,710,223	\$ 218,207	\$ 5,908,482	48.809	12.48%
24 - Special Education, Fed	4.000	\$ 315,937	1.082	\$ 64,822	\$ 161,083	\$ 10,067	\$ 551,909	5.082	1.17%
31 - Vocational Ed (9-12)	7.600	\$ 844,896	1.065	\$ 72,953	\$ 298,199	\$ 202,996	\$ 1,419,044	8.665	3.00%
34 - Middle School CTE	2.000	\$ 221,823	0.000	\$ -	\$ 68,055	\$ 112,481	\$ 402,359	2.000	0.85%
38 - Vocational, Federal	0.000	\$ -	0.000	\$ -	\$ -	\$ 63,058	\$ 63,058	0.000	0.13%
51 - Title I	3.000	\$ 308,899	2.669	\$ 152,564	\$ 198,513	\$ 151,607	\$ 811,583	5.669	1.71%
52 - Title II	0.500	\$ 86,842	0.000	\$ -	\$ 22,054	\$ 69,997	\$ 178,893	0.500	0.38%
55 - Learning Asst Prg (LAP)	7.244	\$ 621,785	0.922	\$ 58,351	\$ 258,528	\$ 33,216	\$ 971,880	8.166	2.05%
58 - Special/Pilot Programs	0.000	\$ 117,252	0.000	\$ 8,993	\$ 19,632	\$ 108,603	\$ 254,480	0.000	0.54%
64 - Limited English	0.000	\$ -	0.000	\$ -	\$ -	\$ 54,267	\$ 54,267	0.000	0.11%
65 - Transitional Bilingual	2.000	\$ 206,962	1.038	\$ 60,070	\$ 108,647	\$ -	\$ 375,679	3.038	0.79%
73 - Summer School	0.000	\$ 11,002	0.000	\$ -	\$ 1,730	\$ -	\$ 12,732	0.000	0.03%
74 - Highly Capable	0.500	\$ 55,092	0.000	\$ -	\$ 17,065	\$ 14,330	\$ 86,487	0.500	0.18%
79 - Instructional Programs	0.000	\$ -	0.000	\$ -	\$ -	\$ 552,821	\$ 552,821	0.000	1.17%
89 - Other Community Svcs	0.000	\$ -	0.000	\$ -	\$ -	\$ 15,600	\$ 15,600	0.000	0.03%
97 - District-Wide Support	2.000	\$ 485,377	39.500	\$3,118,752	\$ 1,277,619	\$3,339,450	\$ 8,221,198	41.500	17.37%
98 - School Food Service	0.000	\$ -	7.578	\$ 472,200	\$ 283,548	\$ 544,441	\$ 1,300,189	7.578	2.75%
99 - Pupil Transportation	0.000	\$ -	11.053	\$ 908,211	\$ 460,577	\$ 42,850	\$ 1,411,638	11.053	2.98%
Totals	200.900	\$21,414,935	107.326	\$8,074,613	\$10,454,546	\$7,391,298	\$ 47,335,392	308.226	100.00%

Never spend your money before you've earned it.
— Thomas Jefferson

State Funded Staffing vs. Actual Staffing Levels

PROGRAMS 01 & 97 ONLY	F 203 FUNDED	F195 BUDGET	UNDERFUNDED
FTE (Certified & Classified)	191.330	207.166	(15.836)
SALARIES*	\$15,397,491	\$ 20,920,842	(\$5,523,351)
BENEFITS	\$6,005,753	\$ 6,846,692	(\$840,939)
TOTAL			(\$6,364,290)

**Includes only Program 01 & 97 costs associated with salaries (staff over state allocation, LID, class size overload, extended days, subs, stipends, extra hours, overtime, leave buyback, etc.)*



General Fund Budget

The General Fund Budget, totaling approximately \$47.3 million, supports the district's annual operations. The district anticipates serving approximately 2,575 FTE students and is staffed by 200.90 FTE certificated instructional and administrative staff and 107.326 FTE classified staff.

Projected General Fund revenue for the 2026–2027 fiscal year is expected to increase by \$2,794,067 compared to the 2025–2026 budget, excluding the budget extension. Revenue estimates are based on the F-203 revenue forecast, projected student enrollment, and anticipated new grants. Expenditures reflect current staffing levels and operational costs.



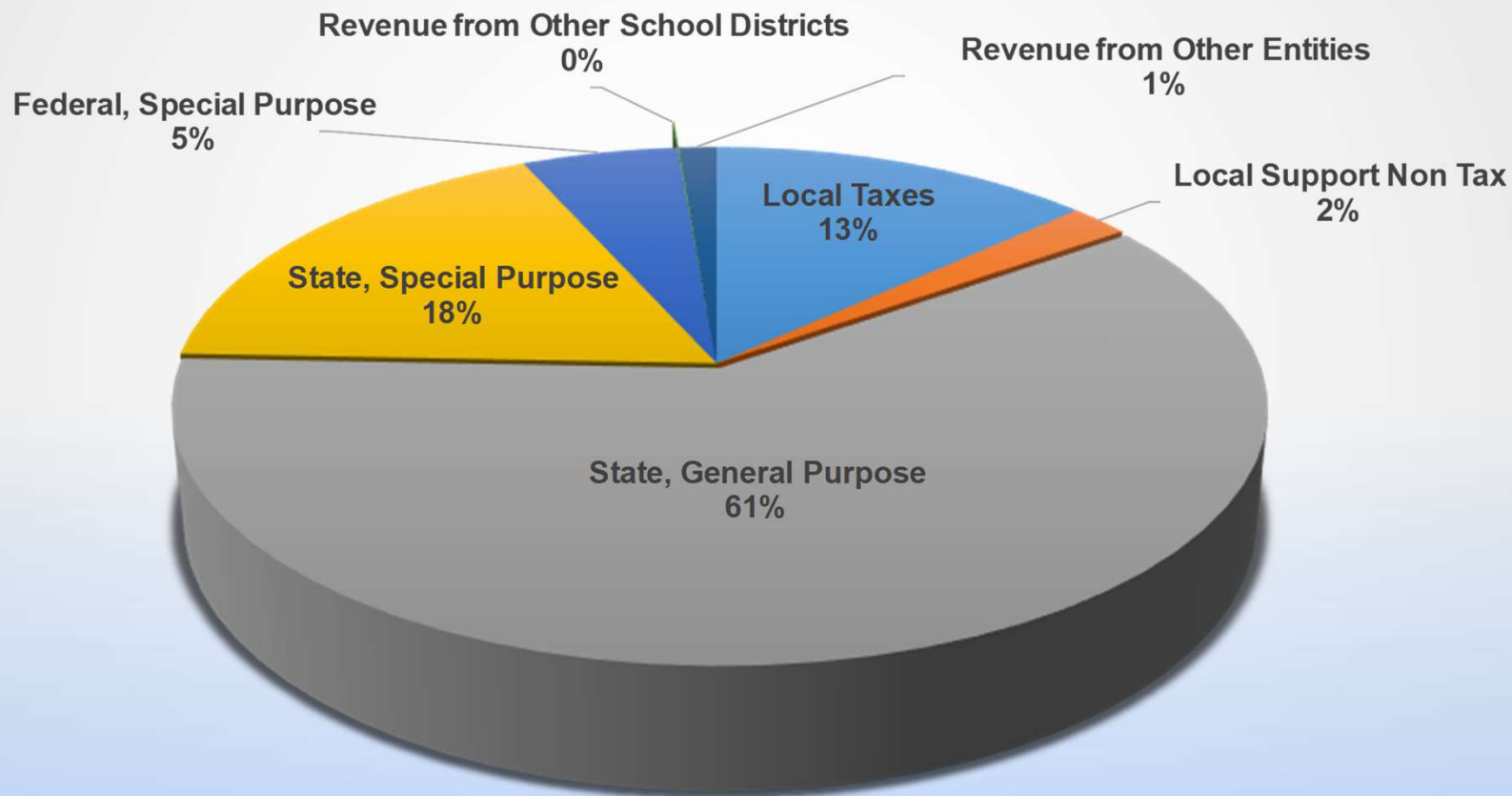
FTE = Full-Time Equivalent



General Fund Revenues

	Actual 2024-25	Budget 2025-26	Budget 2026-27	Increase/ (Decrease)
1000 LOCAL TAXES	\$ 5,730,079	\$ 6,237,000	\$ 6,237,000	\$ -
2000 Local Support Non Tax	\$ 726,976	\$ 866,200	\$ 981,650	\$ 115,450
3000 State, General Purpose	\$27,122,454	\$26,988,051	\$28,574,287	\$ 1,586,236
4000 State, Special Purpose	\$ 7,538,624	\$ 7,491,606	\$ 8,369,484	\$ 877,878
5000 Federal, General Purpose	\$ -	\$ -	\$ -	\$ -
6000 Federal, Special Purpose	\$ 2,208,496	\$ 2,323,968	\$ 2,536,471	\$ 212,503
7000 Rev from Other School Distri	\$ 174	\$ 24,000	\$ 26,000	\$ 2,000
8000 Rev from Other Entities	\$ -	\$ 510,500	\$ 510,500	\$ -
9000 Other Financing Sources	\$ 1,048	\$ 100,000	\$ 100,000	\$ -
Grand Total	\$43,327,851	\$44,541,325	\$47,335,392	\$ 2,794,067

Where does the money come from?



They call it a budget so you don't budge from it.
— Mike Figgis

General Fund Expenditures by Program

		Actual 2024-2025	Budget 2025-2026	Budget 2026-2027
00	Regular Instruction	\$ 23,557,822	\$ 23,595,015	\$ 24,743,093
10	Federal Special Purpose	\$ -	\$ -	\$ -
20	Special Education	\$ 5,437,324	\$ 5,777,707	\$ 6,460,391
30	Vocational Education	\$ 1,705,279	\$ 1,688,845	\$ 1,884,461
50&60	Compensatory Education	\$ 2,043,768	\$ 2,232,592	\$ 2,646,782
70	Other Instructional Prog	\$ 104,971	\$ 694,019	\$ 652,040
80	Community Services	\$ 7,593	\$ 9,850	\$ 15,600
90	Support Services	\$ 10,886,570	\$ 10,543,297	\$ 10,933,025
GRAND TOTAL		\$ 43,743,327	\$ 44,541,325	\$ 47,335,392

Direct Classroom Support

- ✓ Teachers/Administration
- ✓ Instructional Assistants
- ✓ Guidance/Counseling/Psychologists
- ✓ Nurses
- ✓ Occupational & Physical Therapists
- ✓ Office Staff
- ✓ Athletics/Student Activities
- ✓ Classroom Supplies
- ✓ Learning Improvement Days
- ✓ Instructional Technology

Indirect Classroom Support

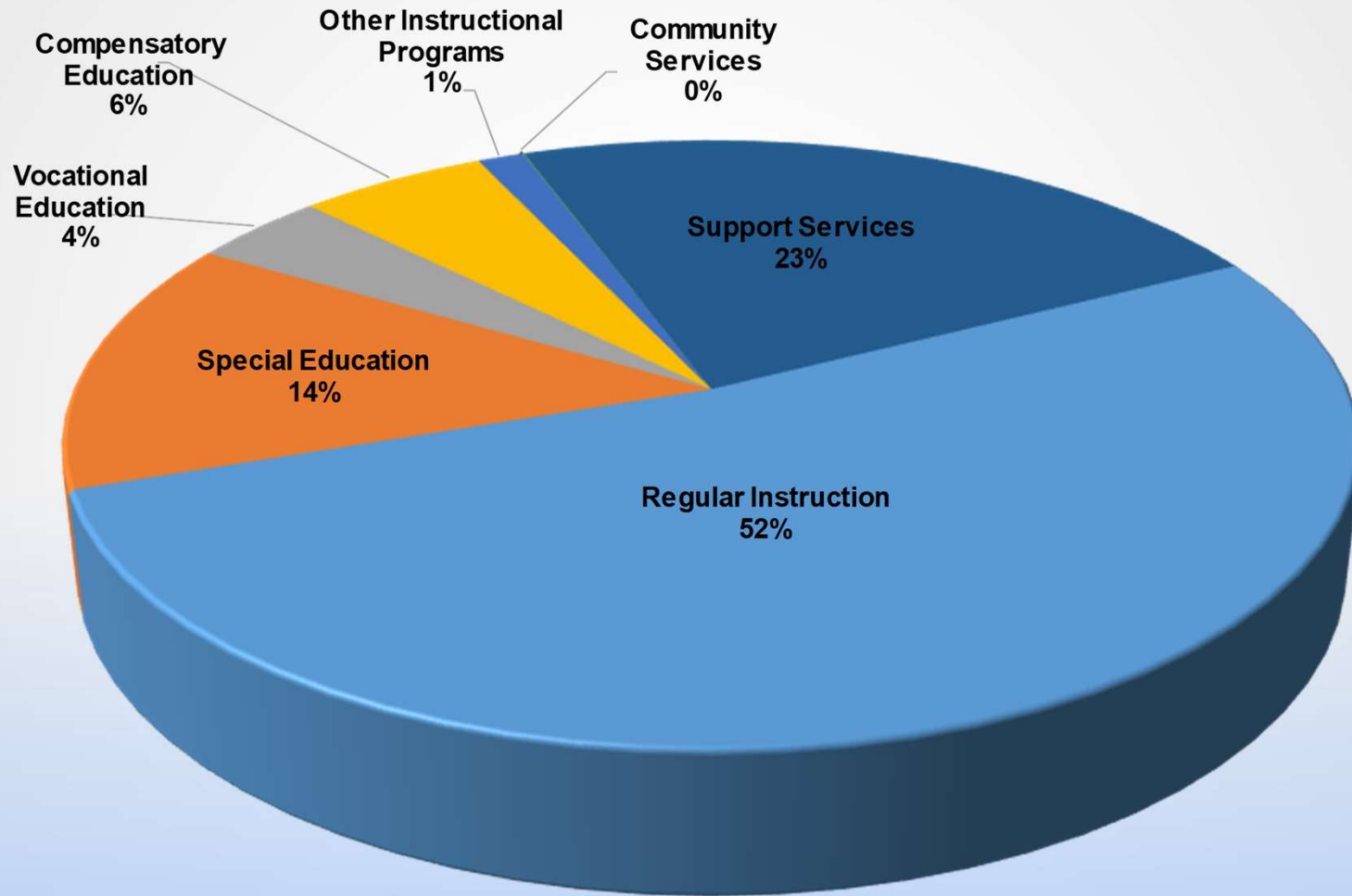
- ✓ Utilities
- ✓ Maintenance
- ✓ Custodians
- ✓ Curriculum & Instruction
- ✓ Professional Development
- ✓ Transportation
- ✓ Technology
- ✓ Food Service

District Level Support

- ✓ Business Office
- ✓ Human Resources
- ✓ Superintendent's Office
- ✓ Curriculum & Instruction
- ✓ Board Expenses
- ✓ Insurance
- ✓ Risk Management

Refer to 'A Guide to Pullman Public Schools Budget' on the district website for an explanation of revenue sources

Budget Expenditures by Program



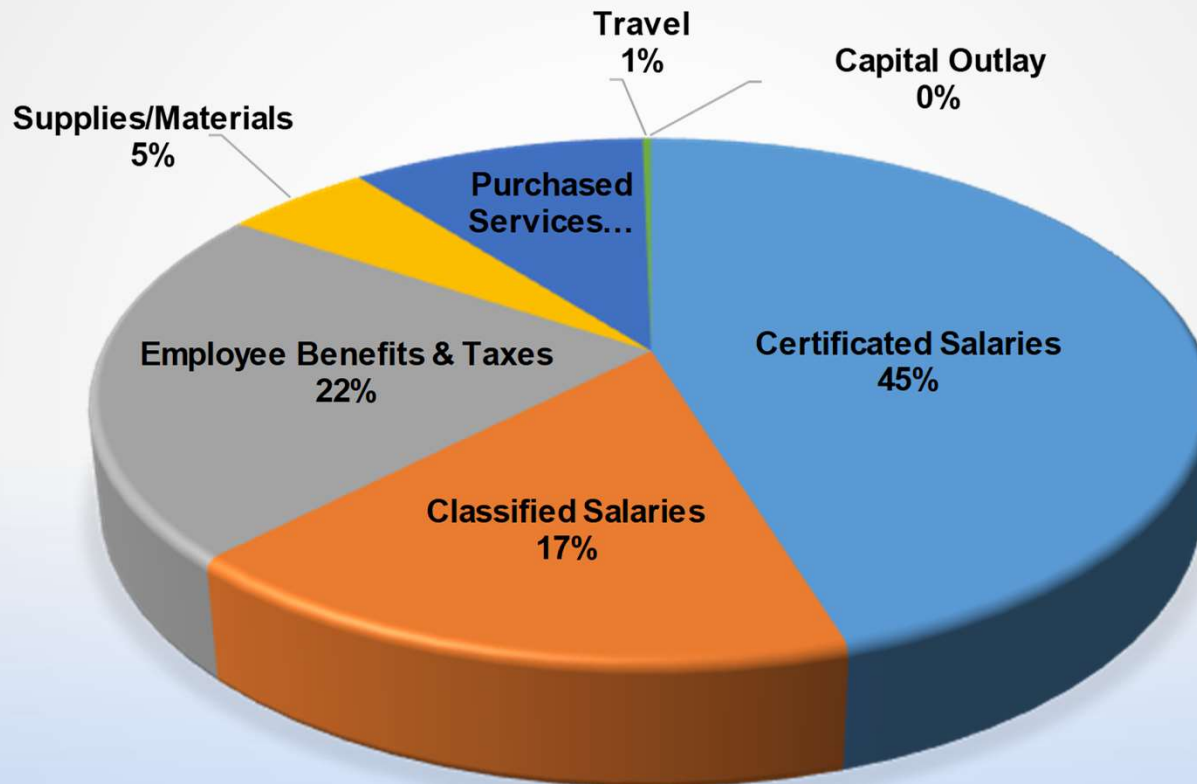
The only man who never makes mistakes is the man who never does anything.”
— Theodore Roosevelt

General Fund Expenditures by Object

Expenditures by Object	2024-2025	% of Total	2025-2026	% of Total	2026-2027	% of Total
Certificated Salaries	\$20,216,752	46.22%	\$20,460,797	45.94%	\$21,414,935	45.24%
Classified Salaries	\$ 7,302,336	16.69%	\$ 7,324,850	16.45%	\$ 8,074,613	17.06%
Employee Benefits & Taxes	\$ 9,945,767	22.74%	\$ 9,849,959	22.11%	\$10,454,546	22.09%
Supplies & Instructional Res.	\$ 1,765,153	4.04%	\$ 2,275,962	5.11%	\$ 2,426,641	5.13%
Purchased Services	\$ 4,307,118	9.85%	\$ 4,519,570	10.15%	\$ 4,822,987	10.19%
Travel	\$ 102,450	0.23%	\$ 105,187	0.24%	\$ 139,670	0.30%
Capital Outlay	\$ 103,751	0.24%	\$ 5,000	0.01%	\$ 2,000	0.00%
Total Object	\$43,743,327	100.00%	\$44,541,325	100.00%	\$47,335,392	100.00%



Budget Expenditures by Object



The only man who never makes mistakes is the man who never does anything.”
— Theodore Roosevelt



2026-2027 MSOC DISCLOSURE

Combined 1191 MSOC from F-203	
Regular Instruction (Column A)	\$ 3,966,719
Grades 9-12 Additional (Column J)	\$ 171,715
* Total MSOC Allocation	\$ 4,138,434

** Objects of Expenditure from F-195	Totals	Prg 01	Prg 02	Prg 03	Prg 97
Object 5 - totals	\$536,663	\$264,963			\$271,700
Object 7 - totals	\$3,839,874	\$813,391	\$15,878	\$31,755	\$2,978,850
Object 8 - totals	\$30,400	\$7,700			\$22,700
Object 9 - totals	\$2,000				\$2,000
* Total Budgeted 5-9 Expenditures	\$4,408,937				

* Difference	(\$270,503)
---------------------	--------------------

**The aggregate MSOC amounts and the difference between these amounts is to be disclosed as part of the budget hearing.*

*** To determine which expenditures to include in the calculation, reference the language below from the supplemental budget.*

ESSB 5998 - Section 504(8)(a)(iii) page 440

(iii) For the 2025-26 school year and 2026-27 school year, as part of the budget development, hearing, and review process required by chapter 28A.505 RCW, each school district must disclose: (A) The amount of state funding to be received by the district under (a) and (d) of this subsection (8); (B) the amount the district proposes to spend for materials, supplies, and operating costs; (C) the difference between these two amounts; and (D) if (a) (ii) (A) of this subsection (8) exceeds (a) (ii) (B) of this subsection (8), any proposed use of this difference and how this use will improve student achievement.

ESSB 5998 - Section 504(8)(a)(ii) and 504(8)(d)(ii) pages 441 and 442:

Of the amounts allocated in (a)(i) of this subsection, \$35.27 per student FTE for the 2025-26 school year and \$37.76 per student FTE for the 2026-27 school year are provided solely for implementation of ESSB 5192 (school district materials).

Of the amounts allocated in (d)(i) of this subsection, \$4.69 per student FTE for the 2025-26 school year and \$5.03 per student FTE for the 2026-27 school year are provided solely for implementation of ESSB 5192 (school district materials).

In the 2026-2027 school year, an additional allocation per AAFTE is generated by the apportionment formula. As part of budget development, the Pullman School District certifies the increased allocation is being used to address growing materials, supplies, and operating costs.

Secretary to the Board	6/24/2026 Date Signed
------------------------	--------------------------

MSOC = Materials, Supplies, and Operating Costs

Property Tax Levy Collection

	Voter Approved Levy Amount	Levy Collection Based on \$2.50 per \$1,000 of Assessed Value	Anticipated State Local Effort Assistance (LEA) to Offset Levy	Additional Revenue
2026-27	\$6,300,000	\$6,237,000	\$425,189	\$6,662,189
2027-28	\$6,300,000	\$6,237,000	\$158,921	\$6,395,921
2028-29	\$6,300,000	\$6,237,000	\$0	\$6,237,000
2029-30	\$6,300,000	\$6,237,000	\$0	\$6,237,000

During the budget process, only current levy amounts may be used for future budget projections if a levy has not been approved by the voters



Levy Amount	Collection Percent	Revenue Projection
Fall 2026 \$6,300,000	42.00%	\$2,646,000
Spring 2027 \$6,300,000	57.00%	\$3,591,000
Total Estimated 2026-2027 Levy Revenue		\$6,237,000

**Collection percentage estimated at 99.0%*

We must consult our means rather than our wishes.
-George Washington

Capital Projects Fund Summary

CAPITAL PROJECTS FUND SUMMARY			
	Actual 2024-2025	Budget 2025-2026	Budget 2026-2027
Beginning Fund Balance	\$ 2,564,459	\$ 2,705,515	\$ 3,477,960
Revenues			
1000 Local Taxes	\$ 250,491	\$ 297,000	\$ 297,000
2000 Local Nontax Support	\$ 123,744	\$ 121,000	\$ 421,000
4000 State, Special Purpose	\$ -	\$ -	\$ -
8000 Revenues from Other Entities	\$ -	\$ -	\$ -
9000 Other Financing Sources	\$ -	\$ 1,200,000	\$ -
Total Revenues & Oth Financing Sources	\$ 374,235	\$ 1,618,000	\$ 718,000
Expenditures			
10 Sites	\$ 47,390	\$ 1,200,000	\$ 290,000
20 Buildings	\$ 21,087	\$ 2,262,000	\$ 3,100,000
30 Equipment	\$ 220,236	\$ 260,096	\$ 337,118
50 Sale and Lease Expenditures	\$ -	\$ -	\$ -
60 Bond Issuance Expenditures	\$ -	\$ 4,500	\$ 4,500
Total Expenditures	\$ 288,713	\$ 3,726,596	\$ 3,731,618
OTHER FINANCING USES - TRANSFERS OUT		\$ 100,000	\$ 100,000
Ending Fund Balance	\$ 2,649,981	\$ 496,919	\$ 364,342



2026-2027 Capital Project Expenditures



- **Pioneer Center upgrades**
- **Jefferson and Franklin roof replacements**
- **Technology (*Levy*)**
- **Potential grant for turf at Pullman High School**



Debt Service Fund Summary

DEBT SERVICE FUND SUMMARY

	Actual 2024-2025	Budget 2025-2026	Budget 2026-2027
Beginning Fund Balance	\$ 3,811,794	\$ 3,766,324	\$ 3,850,661
Revenues			
1000 Local Taxes	\$ 7,029,743	\$ 7,087,920	\$ 7,236,690
2000 Local Nontax Support	\$ 113,458	\$ 90,000	\$ 90,000
9000 Other Financing Sources	\$ -	\$ -	\$ -
Total Rev & Other Financing Source	\$ 7,143,201	\$ 7,177,920	\$ 7,326,690
Expenditures			
Matured Bond Expenditures	\$ 4,680,000	\$ 4,625,000	\$ 5,000,000
Interest on Bonds	\$ 2,560,115	\$ 2,335,591	\$ 2,111,316
UnderWriter's Fees	\$ 1,750	\$ 10,000	\$ 10,000
Other Financing Uses	\$ -		
Total Expenditures	\$ 7,241,865	\$ 6,970,591	\$ 7,121,316
Ending Fund Balance	\$ 3,713,130	\$3,973,653	\$ 4,056,035

An investment in education gives the best returns
-Benjamin Franklin

Bond Summaries

Voter Approved General Obligation Bonds	Final Maturity	Par at Issuance	Outstanding	Project
UTGO Bonds, 2016	12/01/32	\$20,450,000	\$13,615,000	Kamiak Elementary
UTGO Bonds, 2020A (Tax Exempt)	12/01/39	\$9,180,000	\$9,180,000	LMS Renovation/HVAC
UTGO Bonds, 2020B (Taxable)	12/01/34	\$4,960,000	\$3,345,000	LMS Renovation/HVAC
UTGO Refunding Bonds, 2023	12/01/32	\$35,555,000	\$26,265,000	PHS/Franklin Elementary
Total		\$70,145,000	\$52,405,000	

THANK YOU
 FOR INVESTING
 IN OUR
 STUDENTS

UTGO = *Unlimited Tax General Obligation*

Associated Student Body Fund Summary



ASSOCIATED STUDENT BODY FUND SUMMARY

	Actual 2024-2025	Budget 2025-2026	Budget 2026-2027
Beginning Fund Balance	\$ 525,766	\$ 614,281	\$ 538,777
Revenues			
1000 General Student Body	\$ 130,199	\$ 295,555	\$ 350,305
2000 Athletics	\$ 145,651	\$ 178,470	\$ 239,687
3000 Classes	\$ 23,122	\$ 15,300	\$ 51,250
4000 Clubs	\$ 180,324	\$ 130,150	\$ 368,761
6000 Private Moneys	\$ 3,769	\$ 7,000	\$ 11,500
Total Revenues	\$ 483,065	\$ 626,475	\$ 1,021,503
Expenditures			
1000 General Student Body	\$ 37,305	\$ 251,275	\$ 392,602
2000 Athletics	\$ 198,993	\$ 239,057	\$ 308,218
3000 Classes	\$ 14,011	\$ 20,640	\$ 48,482
4000 Clubs	\$ 191,057	\$ 221,905	\$ 432,867
6000 Private Moneys	\$ 2,571	\$ 7,000	\$ 11,500
Total Expenditures	\$ 443,937	\$ 739,877	\$ 1,193,669
Ending Fund Balance	\$ 564,894	\$ 500,879	\$ 366,611

Teachers can open the door, but you must enter it yourself.
-Chinese Proverb

Transportation Vehicle Fund Summary

Beginning Fund Balance		\$ 651,881	\$ 847,828	\$ 1,133,015
Revenues				
2200	Sale of Goods, Supplies, and Services	\$ 3,030		
2300	Investment Earnings	\$ 25,140	\$ 30,000	\$ 30,000
4300	Other State Agencies - Unassigned	\$ 160,916	\$ -	\$ -
4499	Reimbursement Depreciation	\$ 333,601	\$ 300,518	\$ 279,387
9300	Other Financing Sources	\$ -	\$ -	\$ -
Total Rev & Other Financing Sources		\$ 522,687	\$ 330,518	\$ 309,387
Expenditures				
33	Equipment Purchases	\$ 160,916	\$ 185,000	\$ 630,000
34	Equipment Major Repair	\$ -	\$ 100,000	\$ 100,000
Total Expenditures		\$ 160,916	\$ 285,000	\$ 730,000
Ending Fund Balance		\$1,013,652	\$ 893,346	\$ 712,402

School bus drivers are the people who transport children to their future

4 YEAR ENROLLMENT & BUDGET PROJECTION



2026-2027 through 2029-2030

One reason people resist change is because they focus on what they have to give up, instead of what they have to gain.
— Rick Godwin

Four Year FTE Enrollment Projection

Enrollment FTE	2026-27	2027-28	2028-29	2029-30
Kindergarten	198.00	198.00	198.00	198.00
1st	198.00	198.00	198.00	198.00
2nd	168.00	198.00	197.00	198.00
3rd	185.00	168.00	196.00	197.00
4th	214.00	185.00	168.00	196.00
5th	235.00	214.00	185.00	168.00
6th	207.00	235.00	214.00	185.00
7th	178.00	207.00	235.00	214.00
8th	213.00	178.00	207.00	235.00
9th	211.00	213.00	178.00	207.00
10th	207.00	211.00	213.00	178.00
11th (excluding RS)	196.00	207.00	211.00	213.00
12th (excluding RS)	165.00	168.00	185.00	193.00
Subtotal	2575.00	2580.00	2585.00	2580.00
Running Start	62.00	62.00	62.00	62.00
Drop Out Reengagement	3.00	3.00	3.00	3.00
ALE Enrollment	1.50	1.50	1.50	1.50
Total K-12	2641.50	2646.50	2651.50	2646.50
Staffing FTE	2026-27	2027-28	2028-29	2029-30
General Fund FTE Certificated Employees	200.900	198.900	198.900	198.900
General Fund FTE Classified Employees	107.326	107.326	107.326	107.326

FTE = Full-Time Equivalent

General Fund Four Year Projection

Revenue Description	2026-27	2027-28	2028-29	2029-30
1000-Local Taxes	\$6,237,000	\$6,237,000	\$6,237,000	\$6,237,000
2000-Local Non-Tax	\$981,650	\$931,650	\$931,650	\$931,650
3000-State, General Purpose	\$28,574,287	\$28,871,001	\$29,286,322	\$29,872,048
4000 State, Spec Purpose	\$8,369,484	\$8,485,017	\$8,645,700	\$8,793,589
5000 - Federal General Purpose	\$0	\$0	\$0	\$0
6000 - Federal, Special Purpose	\$2,536,471	\$2,546,621	\$2,557,568	\$2,568,734
7000- From Other District	\$26,000	\$24,000	\$24,000	\$24,000
8000 - From Other Entity	\$510,500	\$510,500	\$510,500	\$510,500
9000- Other Financing sources	\$100,000	\$100,000	\$100,000	\$100,000
Total Revenue	\$ 47,335,392	\$ 47,705,789	\$ 48,292,740	\$ 49,037,521
Expenditure Description	2026-27	2027-28	2028-29	2029-30
00-Regular Instruction	\$24,743,093	\$25,018,905	\$25,504,053	\$25,980,261
10 - Federal Stimulus	\$0	\$0	\$0	\$0
20 - Spec Ed Instructions	\$6,460,391	\$6,506,862	\$6,711,989	\$6,761,108
30 - Vocational Instruction	\$1,884,461	\$1,920,889	\$1,958,046	\$1,995,945
40 - Skill Center Instruction	\$0	\$0	\$0	\$0
50 & 60 - Compensatory Ed. Inst.	\$2,646,782	\$2,699,250	\$2,727,352	\$2,740,007
70 - Other Inst. Programs	\$652,040	\$653,170	\$654,934	\$656,734
80- Community Services	\$15,600	\$15,600	\$15,600	\$15,600
90 - Support Services	\$10,933,025	\$10,891,113	\$10,720,766	\$10,887,866
Total Expenditures	\$ 47,335,392	\$ 47,705,789	\$ 48,292,740	\$ 49,037,521
Beginning Fund Balance	2026-27	2027-28	2028-29	2029-30
828- Rest. For Carryover Food Service	\$0	\$0	\$0	\$0
840-Nonspendable F.B. Inventory & Pre Paid Items	\$7,550	\$7,550	\$7,550	\$7,550
888- Assigned to Other Purpose	\$0	\$0	\$0	\$0
890- Unassigned Fund Balance	\$9,161	\$9,161	\$0	\$0
891-Minimum Fund Balance Policy	\$4,733,539	\$4,733,539	\$4,742,700	\$4,742,700
Total Beginning Fund Balance	\$ 4,750,250	\$ 4,750,250	\$ 4,750,250	\$ 4,750,250
Ending Fund Balance	2026-27	2027-28	2028-29	2029-30
828- Rest. For Carryover Food Service	\$ -	\$ -	\$ -	\$ -
840-Nonspendable F.B. Inventory & Pre Paid Items	\$ 7,550	\$ 7,550	\$ 7,550	\$ 7,550
888- Assigned to Other Purpose	\$ -	\$ -	\$ -	\$ -
890- Unassigned Fund Balance	\$ 9,161	\$ -	\$ -	\$ -
891-Minimum Fund Balance Policy	\$ 4,733,539	\$ 4,742,700	\$ 4,742,700	\$ 4,742,700
Total Ending Fund Balance	\$ 4,750,250	\$ 4,750,250	\$ 4,750,250	\$ 4,750,250

General Fund has a 10% ending fund balance as required by board policy 6000.

Information is based on the district's budget assumptions. Projections are subject to change as new legislative changes become available or other unforeseen events.

Capital Projects Fund Four Year Projection

Revenue	2026-27	2027-28	2028-29	2029-30
1000 - Local Taxes	\$297,000	\$297,000	\$297,000	\$297,000
2000 - Local Nontax Support	\$421,000	\$115,000	\$115,000	\$115,000
Total Revenue	\$718,000	\$412,000	\$412,000	\$412,000
Expenditures	2026-27	2027-28	2028-29	2029-30
10 - Sites	\$290,000	\$0	\$0	\$0
20 - Buildings	\$3,100,000	\$0	\$0	\$0
30 - Equipment	\$337,118	\$197,000	\$197,000	\$197,000
40 - Energy	\$0	\$0	\$0	\$0
50 - Sales and Lease Expenditures	\$0	\$0	\$0	\$0
60 - Bond Issuance Expenditures	\$4,500	\$4,500	\$4,500	\$4,500
90 - Debt Expenditures	\$0	\$0	\$0	\$0
Total Expenditures	\$3,731,618	\$201,500	\$201,500	\$201,500
Other Financing Uses-Transfers Out (G.L. 536)	\$100,000	\$100,000	\$100,000	\$100,000
Other Financing Uses (G.L. 535)	\$0	\$0	\$0	\$0
Excess of Revenue Over/Under	(\$3,113,618)	\$110,500	\$110,500	\$110,500
Beginning Fund Balance	2026-27	2027-28	2028-29	2029-30
861-Restricted from Bond Proceeds	\$0	\$0	\$0	\$0
862-Committed from Levy Proceeds	\$140,118	\$0	\$0	\$0
863-Restricted from State Proceeds	\$1,776,029	\$0	\$0	\$0
889-Assigned to Fund Purposes	\$1,561,813	\$364,342	\$474,842	\$585,342
890- Unassigned Fund Balance	\$0	\$0	\$0	\$0
Total Beginning Fund Balance	\$3,477,960	\$364,342	\$474,842	\$585,342
Ending Fund Balance	2026-27	2027-28	2028-29	2029-30
861-Restricted from Bond Proceeds	\$0	\$0	\$0	\$0
862-Committed from Levy Proceeds	\$0	\$0	\$0	\$0
863-Restricted from State Proceeds	\$0	\$0	\$0	\$0
889-Assigned to Fund Purposes	\$364,342	\$474,842	\$585,342	\$695,842
890- Unassigned Fund Balance	\$0	\$0	\$0	\$0
Total Ending Fund Balance	\$364,342	\$474,842	\$585,342	\$695,842

Debt Service Fund Four Year Projection

Revenue	2026-27	2027-28	2028-29	2029-30
1000 - Local Taxes	\$7,236,690	\$7,392,180	\$7,240,620	\$7,162,290
2000 - Local Nontax Support	\$90,000	\$90,000	\$90,000	\$90,000
3000 - State, General Purpose	\$0	\$0	\$0	\$0
5000 - Federal, General Purpose	\$0	\$0	\$0	\$0
9000 - Other Financing Sources	\$0	\$0	\$0	\$0
Total Revenue	\$7,326,690	\$7,482,180	\$7,330,620	\$7,252,290
Expenditures	2026-27	2027-28	2028-29	2029-30
Matured Bond Expenditures	\$5,000,000	\$5,375,000	\$5,780,000	\$5,655,000
Interest on Bonds	\$2,111,316	\$1,877,165	\$1,625,415	\$1,363,240
Interfund Loan Interest	\$0	\$0	\$0	\$0
Bond Transfer Fee	\$0	\$0	\$0	\$0
Underwriter's Fees	\$10,000	\$10,000	\$10,000	\$10,000
Total Expenditures	\$7,121,316	\$7,262,165	\$7,415,415	\$7,028,240
Other Financing Uses-Transfers Out (G.L. 536)	\$0	\$0	\$0	\$0
Other Financing Uses (G.L. 535)	\$0	\$0	\$0	\$0
Excess of Revenue Over/Under	\$205,374	\$220,015	(\$84,795)	\$224,050
Beginning Fund Balance	2026-27	2027-28	2028-29	2029-30
810-Restricted Other Items	\$0	\$0	\$0	\$0
830-Restrict For Debt Service	\$3,850,661	\$4,056,035	\$4,276,050	\$4,191,255
870- Committed to Other Purpose	\$0	\$0	\$0	\$0
Total Beginning Fund Balance	\$3,850,661	\$4,056,035	\$4,276,050	\$4,191,255
Ending Fund Balance	2026-27	2027-28	2028-29	2029-30
810-Restricted Other Items	\$0	\$0	\$0	\$0
830-Restricted for Debt Service	\$4,056,035	\$4,276,050	\$4,191,255	\$4,415,305
870- Committed to Other Purpose	\$0	\$0	\$0	\$0
Total Ending Fund Balance	\$4,056,035	\$4,276,050	\$4,191,255	\$4,415,305

ASB Fund Four Year Projection

Revenue	2026-27	2027-28	2028-29	2029-30
100 - General Student Body	\$350,305	\$357,311	\$364,457	\$371,746
200 - Athletics	\$239,687	\$244,481	\$249,370	\$354,358
300 - Classes	\$51,250	\$52,275	\$53,321	\$54,387
400 - Clubs	\$368,761	\$376,136	\$383,659	\$391,332
600 - Private Moneys	\$11,500	\$11,730	\$11,965	\$12,204
Total Revenue	\$1,021,503	\$1,041,933	\$1,062,772	\$1,184,027
Expenditures	2026-27	2027-28	2028-29	2029-30
100 - General Student Body	\$392,602	\$376,898	\$361,822	\$347,349
200 - Athletics	\$308,218	\$295,889	\$284,054	\$272,692
300 - Classes	\$48,482	\$46,543	\$44,681	\$42,894
400 - Clubs	\$432,867	\$415,552	\$398,930	\$382,973
600 - Private Moneys	\$11,500	\$11,040	\$10,598	\$10,174
Total Expenditures	\$1,193,669	\$1,145,922	\$1,100,085	\$1,056,082
Excess of Revenue Over/Under	(\$172,166)	(\$103,989)	(\$37,313)	\$127,945
Beginning Fund Balance	2026-27	2027-28	2028-29	2029-30
810-Restricted Other Items	\$0	\$0	\$0	\$0
819-Restrict For Fund Purposes	\$538,777	\$366,611	\$262,622	\$225,309
840-Nonspendable F.B. Inventory & Pre Paid Item	\$0	\$0	\$0	\$0
Total Beginning Fund Balance	\$538,777	\$366,611	\$262,622	\$225,309
Ending Fund Balance	2026-27	2027-28	2028-29	2029-30
810-Restricted Other Items	\$0	\$0	\$0	\$0
819-Restrict For Fund Purposes	\$366,611	\$262,622	\$225,309	\$353,254
840-Nonspendable F.B. Inventory & Pre Paid Item	\$0	\$0	\$0	\$0
Total Ending Fund Balance	\$366,611	\$262,622	\$225,309	\$353,254

TVF Four Year Projection

Revenue	2026-27	2027-28	2028-29	2029-30
1100 - Local Property Tax	\$0	\$0	\$0	\$0
2200 - Sales of Goods, Supplies, & Serv. Unassig.	\$0	\$0	\$0	\$0
2300 - Investment Earnings	\$30,000	\$30,000	\$30,000	\$30,000
2800 - Insurance Recoveries	\$0	\$0	\$0	\$0
4499 - Transportation Reimbursement Depreciation	\$279,387	\$279,387	\$279,387	\$279,387
9300 - Sale of Equipmnet	\$0	\$0	\$0	\$0
Total Revenue	\$309,387	\$309,387	\$309,387	\$309,387
9000 - Other Finanacing Sources	\$0	\$0	\$0	\$0
Total Revenue and Other Financing Sources	\$309,387	\$309,387	\$309,387	\$309,387
Expenditures	2026-27	2027-28	2028-29	2029-30
33 - Transportation Equipment Purchase	\$630,000	\$420,000	\$420,000	\$420,000
34 - Transportation Major Repair	\$100,000	\$50,000	\$50,000	\$50,000
Total Expenditures	\$730,000	\$470,000	\$470,000	\$470,000
Other Financing Uses-Transfers Out (G.L. 536)	\$0	\$0	\$0	\$0
Other Finanacing Uses (G.L. 535)	\$0	\$0	\$0	\$0
Excess of Revenue Over/Under	(\$420,613)	(\$160,613)	(\$160,613)	(\$160,613)
Beginning Fund Balance	2026-27	2027-28	2028-29	2029-30
810-Restricted Other Items	\$0	\$0	\$0	\$0
819-Restricted for Fund Purposes	\$1,133,015	\$712,402	\$551,789	\$391,176
889-Assigned to Fund Purposes	\$0	\$0	\$0	\$0
890- Unassigned Fund Balance	\$0	\$0	\$0	\$0
Total Beginning Fund Balance	\$1,133,015	\$712,402	\$551,789	\$391,176
Ending Fund Balance	2026-27	2027-28	2028-29	2029-30
810-Restricted Other Items	\$0	\$0	\$0	\$0
819-Restricted for Fund Purposes	\$712,402	\$551,789	\$391,176	\$230,563
889-Assigned to Fund Purposes	\$0	\$0	\$0	\$0
890- Unassigned Fund Balance	\$0	\$0	\$0	\$0
Total Ending Fund Balance	\$712,402	\$551,789	\$391,176	\$230,563

Questions?



Pullman School District No. 267
Pullman WA 99163

Resolution 26-27:01
2026-2027 Fixing and Adopting the Budget
and the Four-Year Plan Summary & Enrollment Projection

WHEREAS, WAC 392-123-054 requires that the board of directors of every school district meet for the purpose of fixing and adopting the budget of the district for the ensuing fiscal year; and

WHEREAS, public notice was published announcing that on June 24, 2026, the Board of Directors of Pullman School District No. 267, Whitman County, Washington, would meet in a public meeting for the purpose of fixing and adopting the 2026-2027 Fiscal Budget, together with the four-year budget plan summary and four-year enrollment projection of the district; and

WHEREAS, pursuant to RCW 28A.150.270 and WAC 392-121-445, the Board of Directors is adopting this resolution requesting approval for operating transfers from the Capital Projects Fund to the General Fund in an amount not to exceed \$100,000 for technology-related expenditures, including software licensing costs, as authorized under the district’s technology levy; and

THEREFORE, BE IT RESOLVED that the Board of Directors of Pullman School District No. 267, Whitman County, Washington, has determined that the final appropriation level of expenditures for each fund for the 2026-2027 fiscal year shall be as follows:

	<u>APPROPRIATION LEVEL</u>
General Fund	\$47,335,392
Capital Projects Fund	\$3,731,618
Debt Service Fund	\$7,121,316
Associated Student Body Fund	\$1,193,669
Transportation Vehicle Fund	\$730,000

Signed this 24th day of June, 2026

Attest:

Directors, Pullman School District No. 267
Whitman County, Pullman, Washington

Dr. Robert Maxwell, Secretary

Pullman School District No.267

FISCAL YEAR 2026-2027

REPORT TITLE

PAGE NAME

LEVY

Budget and Excess Levy Certification
 Budget and Excess Levy Summary

Certification Page
 Fund Summary

GENERAL FUND BUDGET

Financial Summary
 Enrollment and Staff Counts
 Summary of General Fund
 Revenues and Other Financing Sources
 Expenditure by Program
 Program Summary by Object of Expenditure
 Program Matrices
 Salary Exhibits: Certificated Employees
 Salary Exhibits: Classified Employees
 Objects of Expenditure
 Activity Summary
 Revenue Worksheet: Local Excess Levies and Timber Excise Tax
 Long-Term Financing: Conditional Sales Contract
 Certificated/Classified Staff Counts by Activity

Budget Summary
 GF1
 GF2
 GF4
 GF8
 GF9
 GF9-XX
 GF9-201-XX
 GF9-301-XX
 GF10
 GF11
 GF13
 GF14
 GF15

ASSOCIATED STUDENT BODY FUND BUDGET

Summary of Associated Student Body Fund

ASB1

DEBT SERVICE FUND BUDGET

Summary of Debt Service Fund
 Revenues and Other Financing Sources
 Revenue Worksheet: Local Excess Levies and Timber Excise Tax
 Detail of Outstanding Bonds

DS1
 DS2
 DS3
 DS4

CAPITAL PROJECTS FUND BUDGET

Summary of Capital Projects Fund
 Revenues and Other Financing Sources
 Revenue Worksheet: Local Excess Levies and Timber Excise Tax
 Description of Projects
 Salary Exhibit: Certificated Employees
 Salary Exhibit: Classified Employees
 Long-Term Financing: Conditional Sales Contracts

CP1
 CP3
 CP5
 CP6
 CP7
 CP8
 CP9

Pullman School District No.267

FISCAL YEAR 2026-2027

REPORT TITLE

PAGE NAME

TRANSPORTATION VEHICLE FUND BUDGET

Summary of Transportation Vehicle Fund

TVF1

Revenue Worksheet: Local Excess Levies and Timber Excise Tax

TVF3

Long-Term Financing: Condition Sales Contract

TVF4

Pullman School District No.267

F-195 BUDGET

CERTIFICATION

As Secretary to the Board of Directors of Pullman School District School District No. 267 of Whitman County, I do hereby certify that the Board of Directors, at a public meeting advertised pursuant to RCW 28A.505.050 and held pursuant to RCW 28A.505.060;

(a) established the total appropriation expenditure amount for each fund for the fiscal year; and

(b) the budget for each fund represents the budget as adopted by the Board of Directors; and

(c) the budget is prepared on the modified accrual basis of accounting pursuant to RCW 28A.505.020; or

(d) the Board of Directors and officers of said school district are fully cognizant of their liability under the provisions of RCW 28A.505.150; and

(e) if applicable, pursuant to RCW 28A.150.270 and WAC 392-121-445, the Board of Directors has executed a resolution as part of the budget hearing requesting approval for operating transfers from the General Fund to the Debt Service Fund and/or the Capital Projects Fund; and

(f) pursuant to RCW 84.52.020, the Board of Directors determined the amount of new fiscal year excess tax levy requirements needed for the General, Transportation, Capital Projects, and Debt Service Fund budgets.

Secretary to the Board of Directors	Budget Adoption Date	Signed Date
FOR ESD AND OSPI USE ONLY		
The School District budget has been reviewed and the total appropriation expenditure amount in each fund is fixed and approved in accordance with RCW 28A.505 for the period September 1, 2026 through August 31, 2027.		Signed Date
ESD Superintendent or Designee		Signed Date
OSPI Representative		Signed Date

Lock and Print Date: 05/19/2026

**Pullman School District No.267
BUDGET AND EXCESS LEVY SUMMARY**

	General Fund	Associated Student Body Fund	Debt Service Fund	Capital Projects Fund	Transportation Vehicle Fund
SECTION A: BUDGET SUMMARY					
Total Revenues and Other Financing Sources	47,335,392	1,021,503	7,326,690	718,000	309,387
Total Appropriation (Expenditures)	47,335,392	1,193,669	7,121,316	3,731,618	730,000
Other Financing Uses--Transfers Out (G.L. 536)	0	XXXXX	0	100,000	0
Other Financing Uses (G.L. 535)	0	XXXXX	0	0	0
UNUSUAL OR INFREQUENT ITEMS - INFLOWS (G.L. 968)	0	0	0	0	0
UNUSUAL OR INFREQUENT ITEMS - OUTFLOWS (G.L. 538)	0	0	0	0	0
NET CHANGE IN FUND BALANCE					
Beginning Total Fund Balance	4,750,250	538,777	205,374	-3,113,618	-420,613
Ending Total Fund Balance	4,750,250	366,611	4,056,035	364,342	712,402

SECTION B: EXCESS LEVIES FOR 2027 COLLECTION

Excess levies approved by voters for 2027 collection	6,300,000	0	0	0	0
Rollback mandated by school district Board of Directors	0	0	0	0	0
Net excess levy amount for 2027 collection after rollback	6,300,000	XXXXX	7,373,000	300,000	0

1/ Rollback of levies needs to be certified pursuant to RCW 84.52.020. Please do NOT include such resolution as part of this document.

Pullman School District No.267
GENERAL FUND FINANCIAL SUMMARY

	(1) Actual 2024-2025	(2) % of Total	(3) Budget 2025-2026	(4) % of Total	(5) Budget 2026-2027	(6) % of Total
ENROLLMENT AND STAFFING SUMMARY						
Total K-12 FTE Enrollment Counts	2,646.63		2,589.50		2,641.50	
FTE Certificated Employees	200.507		198.722		200.900	
FTE Classified Employees	102.293		101.761		107.326	
FINANCIAL SUMMARY						
Total Revenues and Other Financing Sources	43,327,851		44,541,325		47,335,392	
Total Expenditures	43,743,327		44,541,325		47,335,392	
Total Beginning Fund Balance	4,242,572		3,904,808		4,750,250	
Total Ending Fund Balance	3,827,095		3,904,808		4,750,250	
EXPENDITURE SUMMARY BY PROGRAM GROUPS						
Regular Instruction	23,557,822	53.85	23,595,015	52.97	24,743,093	52.27
Federal Special Purpose Funding	0	12.43	0	0.00	XXXXX	XXXXX
Special Education Instruction	5,437,324	3.90	5,777,707	12.97	6,460,391	13.65
Vocational Instruction	1,705,279	0.00	1,688,845	3.79	1,884,461	3.98
Skill Center Instruction	0	4.67	0	0.00	0	0.00
Compensatory Education	2,043,768	0.24	2,232,592	5.01	2,646,782	5.59
Other Instructional Programs	104,971	0.02	694,019	1.56	652,040	1.38
Community Services	7,595	24.89	9,850	0.02	15,600	0.03
Support Services	10,886,570	100.00	10,543,297	23.67	10,933,025	23.10
Total - Program Groups	43,743,327		44,541,325	100.00	47,335,392	100.00
EXPENDITURE SUMMARY BY ACTIVITY GROUPS						
Teaching Activities	24,541,027	56.10	25,523,675	57.30	27,210,771	57.49
Teaching Support	4,534,895	10.37	5,082,978	11.41	5,497,757	11.61
Other Supportive Activities	8,492,883	19.42	8,229,229	18.48	8,579,260	18.12
Building Administration	2,760,365	6.31	2,765,069	6.21	2,965,759	6.27
Central Administration	3,166,183	7.24	2,940,374	6.60	3,081,845	6.51
Total - Activity Groups	43,743,327	100.00	44,541,325	100.00	47,335,392	100.00

Pullman School District No.267

GENERAL FUND FINANCIAL SUMMARY

	(1) Actual 2024-2025	(2) % of Total	(3) Budget 2025-2026	(4) % of Total	(5) Budget 2026-2027	(6) % of Total
EXPENDITURE SUMMARY BY OBJECTS						
Certificated Salaries	20,216,752	46.22	20,460,797	45.94	21,414,935	45.24
Classified Salaries	7,302,336	16.69	7,324,850	16.45	8,074,613	17.06
Employee Benefits and Payroll Taxes	9,945,767	22.74	9,849,959	22.11	10,454,546	22.09
Supplies, Instructional Resources and Noncapitalized Items	1,765,153	4.04	2,275,962	5.11	2,426,641	5.13
Purchased Services	4,307,118	9.85	4,519,570	10.15	4,822,987	10.19
Travel	102,450	0.23	105,187	0.24	139,670	0.30
Capital Outlay	103,751	0.24	5,000	0.01	2,000	0.00
Total - Objects	43,743,327	100.00	44,541,325	100.00	47,335,392	100.00

Pullman School District No.267
 FY ENROLLMENT AND STAFF COUNTS

	Average 1/ 2024-2025	Budget 2/ 2025-2026	Budget 3/ 2026-2027
A. FTE ENROLLMENT COUNTS (calculate to two decimal places)			
1. Kindergarten /2	175.71	176.00	198.00
2. Grade 1	191.72	176.00	198.00
3. Grade 2	214.80	191.00	168.00
4. Grade 3	238.40	217.00	185.00
5. Grade 4	205.70	239.00	214.00
6. Grade 5	178.80	206.00	235.00
7. Grade 6	215.71	175.00	207.00
8. Grade 7	215.57	206.00	178.00
9. Grade 8	205.18	207.00	213.00
10. Grade 9	203.50	200.00	211.00
11. Grade 10	179.66	198.00	207.00
12. Grade 11 (excluding Running Start)	182.59	173.00	196.00
13. Grade 12 (excluding Running Start)	181.95	176.00	165.00
14. SUBTOTAL	2,589.29	2,540.00	2,575.00
15. Running Start	48.27	43.50	62.00
16. Dropout Reengagement Enrollment	3.00	2.00	3.00
17. ALE Enrollment	6.07	4.00	1.50
18. TOTAL K-12	2,646.63	2,589.50	2,641.50
B. STAFF COUNTS (calculate to three decimal places)			
1. General Fund FTE Certificated Employees /4	200.51	198.72	200.900
2. General Fund FTE Classified Employees /4	102.29	101.76	107.326

1/ Enrollment are the average counts at school years end as reported in the P-223 system. These counts do not include Ancillary and Non-Standard (summer) data.

2/ Enrollment and staff counts are entered in the budget for the school year. These counts remain constant and are not subject to change with subsequent updates to the P-233 and S-275 system, respectively.

3/ Enrollment should include special ed., part-time private, home-based, and summer students eligible for BEA funding, as reflected in the F-203.

4/ The staff counts for the prior year are the actual counts reported on Form S-275 and the current fiscal year are budgeted counts reported on Form F-195.

5/ Beginning in 2011-2012 kindergarten is considered full day and basic education. Beginning with 2011-2012, kindergarten enrollment counts should include any additional FTE attributable to the state funded full day kindergarten allocation based on total kindergarten enrollment, as reflected in the F-203.

Pullman School District No.267
SUMMARY OF GENERAL FUND BUDGET

	(1) Actual 2024-2025	(2) Budget 2025-2026	(3) Budget 2026-2027
REVENUES AND OTHER FINANCING SOURCES			
1000 Local Taxes	5,730,079	6,237,000	6,237,000
2000 Local Nontax Support	726,976	866,200	981,650
3000 State, General Purpose	27,122,454	26,988,051	28,574,287
4000 State, Special Purpose	7,538,624	7,491,606	8,369,484
5000 Federal, General Purpose	0	0	0
6000 Federal, Special Purpose	2,208,496	2,323,968	2,536,471
7000 Revenues from Other School Districts	172	24,000	26,000
8000 Revenues from Other Entities	0	510,500	510,500
9000 Other Financing Sources	1,048	100,000	100,000
A. TOTAL REVENUES AND OTHER FINANCING SOURCES	43,327,851	44,541,325	47,335,392
EXPENDITURES			
00 Regular Instruction	23,557,822	23,595,015	24,743,093
20 Special Education Instruction	5,437,324	5,777,707	6,460,391
30 Vocational Education Instruction	1,705,279	1,688,845	1,884,461
40 Skill Center Instruction	0	0	0
50 and 60 Compensatory Education Instruction	2,043,768	2,232,592	2,646,782
70 Other Instructional Programs	104,971	694,019	652,040
80 Community Services	7,595	9,850	15,600
90 Support Services	10,886,570	10,543,297	10,933,025
B. TOTAL EXPENDITURES	43,743,327	44,541,325	47,335,392
C. OTHER FINANCING USES -- TRANSFERS OUT (G.L.536) 1/	0	0	0
D. OTHER FINANCING USES (G.L.535) 2/	0	0	0
E. UNUSUAL OR INFREQUENT ITEMS-INFLOWS (G.L. 968)	0	0	0
F. UNUSUAL OR INFREQUENT ITEMS-OUTFLOWS (G.L. 538)	0	0	0
G. NET CHANGE IN FUND BALANCE (A-B-C-D+E-F)	-415,477	0	0
BEGINNING FUND BALANCE			
G.L.810 Restricted for Other Items	0	0	0
G.L.815 Restricted for Unequalized Deductible Revenue	0	0	0
G.L.821 Restricted for Carryover of Restricted Revenues	37,926	0	0
G.L.823 Restricted for Carryover Of Transition To Kindergarten Revenue	0	0	0
G.L.825 Restricted for Skill Center	0	0	0

Pullman School District No.267
SUMMARY OF GENERAL FUND BUDGET

	(1) Actual 2024-2025	(2) Budget 2025-2026	(3) Budget 2026-2027
G.L.828 Restricted for Carryover of Food Service Revenue	0	0	0
G.L.830 Restricted for Debt Service	0	0	0
G.L.835 Restricted for Arbitrage Rebate	0	0	0
G.L.840 Nonspendable Fund Balance-InVENTORY & Prepaid Items	7,550	7,550	7,550
G.L.845 Restricted for Self-Insurance	0	0	0
G.L.850 Restricted for Uninsured Risks	0	0	0
G.L.870 Committed to Other Purposes	0	0	0
G.L.872 Committed to Economic Stabilization	0	0	0
G.L.873 Committed to Depreciation Sub-Fund for Facility Maintenance	0	0	0
G.L.875 Assigned to Contingencies	0	0	0
G.L.884 Assigned to Other Capital Projects	0	0	0
G.L.888 Assigned to Other Purposes	0	0	0
G.L.890 Unassigned Fund Balance	972,270	556,659	9,161
G.L.891 Unassigned to Minimum Fund Balance Policy	3,224,825	3,340,599	4,733,539
H. TOTAL BEGINNING FUND BALANCE	4,242,572	3,904,808	4,750,250
G.L.898 Accounting Changes and Error Corrections	XXXXX	XXXXX	XXXXX
ENDING FUND BALANCE			
G.L.810 Restricted for Other Items	0	0	0
G.L.815 Restricted for Unequalized Deductible Revenue	0	0	0
G.L.821 Restricted for Carryover of Restricted Revenues	96,435	0	0
G.L.823 Restricted for Carryover Of Transition To Kindergarten Revenue	0	0	0
G.L.825 Restricted for Skill Center	0	0	0
G.L.828 Restricted for Carryover of Food Service Revenue	0	0	0
G.L.830 Restricted for Debt Service	0	0	0
G.L.835 Restricted for Arbitrage Rebate	0	0	0
G.L.840 Nonspendable Fund Balance-InVENTORY & Prepaid Items	648	7,550	7,550
G.L.845 Restricted for Self-Insurance	0	0	0
G.L.850 Restricted for Uninsured Risks	0	0	0
G.L.870 Committed to Other Purposes	0	0	0
G.L.872 Committed to Economic Stabilization	0	0	0
G.L.873 Committed to Depreciation Sub-Fund for Facility Maintenance	0	0	0
G.L.875 Assigned to Contingencies	0	0	0
G.L.884 Assigned to Other Capital Projects	0	0	0
G.L.888 Assigned to Other Purposes	0	0	0

Pullman School District No.267

SUMMARY OF GENERAL FUND BUDGET

	(1) Actual 2024-2025	(2) Budget 2025-2026	(3) Budget 2026-2027
G.L. 890 Unassigned Fund Balance	449,262	556,659	9,161
G.L. 891 Unassigned to Minimum Fund Balance Policy	3,280,750	3,340,599	4,733,539
I. TOTAL ENDING FUND BALANCE (G+H)	3,827,095	3,904,808	4,750,250

- 1/ G.L. 536 is an account that is used to summarize actions for other financing uses--transfers out.
- 2/ G.L.535 is an account that is used to summarize actions for other financing uses such as long-term financing and debt extinguishments. Nonvoted debts may be serviced in the Debt Service Fund (DSF) rather than in the fund that received the debt proceeds. In order to provide the resources to retire the debt, a transfer is used by the General Fund, Capital Projects Fund, or Transportation Vehicle Fund to transfer resources to the DSF. Refer to Page DS4 for detail of estimated outstanding nonvoted bond detail information.

Pullman School District No.267

GENERAL FUND BUDGET--REVENUES AND OTHER FINANCING SOURCES

	(1) Actual 2024-2025	(2) Budget 2025-2026	(3) Budget 2026-2027
LOCAL TAXES			
1100 Local Property Tax	5,730,079	6,237,000	6,237,000
1300 Sale of Tax Title Property	0	0	0
1400 Local in lieu of Taxes	0	0	0
1500 Timber Excise Tax	0	0	0
1600 County-Administered Forests	0	0	0
1900 Other Local Taxes	0	0	0
1000 TOTAL LOCAL TAXES	5,730,079	6,237,000	6,237,000
LOCAL SUPPORT NONTAX			
2100 Tuitions and Fees, Unassigned	37,064	45,050	45,300
2122 Special Ed-Infants and Toddlers-Tuition and Fees	0	0	0
2131 Secondary Vocational Education Tuition	75	100	100
2145 Skill Center Tuitions and Fees	0	0	0
2171 Traffic Safety Education Fees	0	0	0
2173 Summer School Tuition and Fees	2,025	5,000	5,000
2186 Community School Tuition and Fees	0	0	0
2188 Childcare Tuitions and Fees	0	0	0
2200 Sales of Goods, Supplies, and Services, Unassigned	5,494	5,700	5,700
2231 Secondary Voc. Ed., Sales of Goods, Supplies, and Svcs	3,920	3,400	4,200
2245 Skill Center, Sales of Goods, Supplies and Services	0	0	0
2288 Childcare, Sales of Goods, Supplies and Services	0	0	0
2289 Other Community Svcs Sales of Goods, Supplies and Svcs	12,153	12,000	12,000
2298 School Food Services, Sales of Goods, Supplies and Svcs	298,197	300,500	300,500
2300 Investment Earnings	112,917	101,000	101,000
2400 Interfund Loan Interest Earnings	0	0	0
2450 Other Interest Earnings	0	0	0
2500 Gifts and Donations	168,673	240,000	290,000
2600 Fines and Damages	9,179	12,950	11,650
2700 Rentals and Leases	42,050	100,500	66,200
2800 Judgement and Settlements	0	0	0
2900 Local Support Nontax, Unassigned	35,229	40,000	140,000
2998 Local School Food Services-non NSLP	0	0	0
2000 TOTAL LOCAL SUPPORT NONTAX	726,976	866,200	981,650

Pullman School District No.267

GENERAL FUND BUDGET--REVENUES AND OTHER FINANCING SOURCES

STATE, GENERAL PURPOSE	(1) Actual 2024-2025	(2) Budget 2025-2026	(3) Budget 2026-2027
3100 Apportionment	26,263,918	26,084,016	27,324,311
3121 Special Education--General Apportionment	638,385	776,762	824,787
3300 Local Effort Assistance	220,151	127,273	425,189
3600 State Forests	0	0	0
3900 Other State General Purpose, Unassigned	0	0	0
3000 TOTAL STATE, GENERAL PURPOSE	27,122,454	26,988,051	28,574,287
STATE, SPECIAL PURPOSE			
4100 Special Purpose, Unassigned	11,692	35,000	5,000
4109 Transition To Kindergarten	0	0	0
4121 Special Education	4,655,255	4,706,136	5,253,088
4122 Special Ed-Infants and Toddlers-State	0	0	0
4126 State Institutions, Special Education	0	0	0
4155 Learning Assistance	751,086	797,940	1,001,880
4156 State Institutions, Centers, and Homes, Delinquent	0	0	0
4158 Special and Pilot Programs	377,142	267,034	228,480
4159 Institutions-Juveniles in Adult Jails	0	0	0
4165 Transitional Bilingual	284,459	266,663	281,590
4174 Highly Capable	82,539	82,347	86,487
4188 Childcare	0	0	0
4198 School Food Services	137,677	123,194	172,753
4199 Transportation--Operations	1,124,225	1,124,292	1,253,606
4300 Other State Agencies, Unassigned	22,731	15,000	0
4321 Special Education--Other State Agencies	65,199	35,000	60,000
4322 Special Education-Infants and Toddlers-State	0	0	0
4326 State Institutions--Special Education--Other State Agcs	0	0	0
4356 State Insts, Ctrs, Homes, Delinquent--Other St. Agcs	0	0	0
4358 Special and Pilot Programs--Other State Agencies	22,500	29,000	26,600
4365 Transitional Bilingual--Other State Agencies	0	0	0
4388 Childcare--Other State Agencies	0	0	0
4398 School Food Services--Other State Agencies	4,120	10,000	0
4399 Transportation--Operations--Other State Agencies	0	0	0
4000 TOTAL STATE, SPECIAL PURPOSE	7,538,624	7,491,606	8,369,484

Pullman School District No.267

GENERAL FUND BUDGET--REVENUES AND OTHER FINANCING SOURCES

	(1) Actual 2024-2025	(2) Budget 2025-2026	(3) Budget 2026-2027
FEDERAL, GENERAL PURPOSE			
5200 General Purpose Direct Federal Grants, Unassigned	0	0	0
5300 Impact Aid, Maintenance and Operation	0	0	0
5329 Impact Aid, Special Education Funding	0	0	0
5400 Federal in lieu of Taxes	0	0	0
5500 Federal Forests	0	0	0
5600 Qualified Bond Interest Credit - Federal	0	0	0
5700 Qualified Energy Investment Tax Credits	0	0	0
5000 TOTAL FEDERAL, GENERAL PURPOSE	0	0	0
FEDERAL, SPECIAL PURPOSE			
6100 Special Purpose, OSPI, Unassigned	15,000	10,000	0
6109 Transition To Kindergarten	0	0	0
6121 Special Education--Medicaid Reimbursement	0	0	0
6122 Special Ed-Infants and Toddlers-Medicaid Reimbursements	0	0	0
6124 Special Education--Supplemental	559,904	524,809	546,697
6125 Special Education-Infants and Toddlers-Federal	0	0	0
6138 Secondary Vocational Education	23,976	23,977	63,058
6146 Skill Center	0	0	0
6151 Disadvantaged ESEA Disadvantaged, Fed	575,375	679,276	811,583
6152 School Improve, Fed Other Title Grants under ESEA, Fed	114,747	151,341	178,893
6153 Migrant ESEA Migrant, Federal	0	0	0
6157 Institutions, Neglected and Delinquent	0	0	0
6161 Head Start	0	0	0
6164 Limited English Proficiency (formerly Bilingual)	5,364	53,508	54,267
6167 Indian Education JOM	0	0	0
6168 Indian Education, ED	0	0	0
6176 Targeted Assistance ESSER I	0	0	0
6178 Youth Training Programs	0	0	0
6188 Childcare	0	0	0
6189 Other Community Services	0	0	0
6198 School Food Services	723,339	685,611	685,611
6199 Transportation--Operations	0	0	0
6200 Direct Special Purpose Grants	0	0	0
6210 E-Rate	17,801	36,516	52,221

Pullman School District No.267

GENERAL FUND BUDGET--REVENUES AND OTHER FINANCING SOURCES

	(1) Actual 2024-2025	(2) Budget 2025-2026	(3) Budget 2026-2027
6221 Special Education--Medicaid Reimbursement	0	0	0
6222 Special Ed-Infants and Toddlers-Medicaid Reimbursements	0	0	0
6224 Special Education--Supplemental	0	0	0
6225 Special Education-Infants and Toddlers-Federal	0	0	0
6238 Secondary Vocational Education	0	0	0
6246 Skill Center	0	0	0
6251 Disadvantaged ESEA Disadvantaged, Fed	0	0	0
6252 School Improve, Fed Other Title Grants under ESEA, Fed	0	0	0
6253 ESEA Migrant, Federal	0	0	0
6257 Institutions, Neglected and Delinquent	0	0	0
6261 Head Start	0	0	0
6264 Limited English Proficiency (formerly Bilingual)	0	0	0
6267 Indian Education JOM	0	0	0
6268 Indian Education, ED	0	0	0
6276 Targeted Assistance ESSER I	0	0	0
6278 Youth Training, Direct Grants	0	0	0
6288 Childcare	0	0	0
6289 Other Community Services	0	0	0
6298 School Food Services	21,140	0	0
6299 Transportation--Operations	0	0	0
6300 Federal Grants Through Other Agencies, Unassigned	879	60,000	0
6310 Medicaid Administrative Match	0	0	0
6321 Special Education--Medicaid Reimbursement	65,198	35,000	60,000
6322 Special Ed-Infants and Toddlers-Medicaid Reimbursements	0	0	0
6324 Special Education--Supplemental	0	0	0
6325 Special Education-Infants and Toddlers-Federal	0	0	0
6338 Secondary Vocational Education	0	0	0
6346 Skill Center	0	0	0
6351 Disadvantaged ESEA Disadvantaged, Fed	0	0	0
6352 School Improve, Fed Other Title Grants under ESEA, Fed	0	0	0
6353 Migrant ESEA Migrant, Federal	0	0	0
6357 Institutions, Neglected and Delinquent	0	0	0
6361 Head Start	0	0	0
6364 Limited English Proficiency (formerly Bilingual)	0	0	0
6367 Indian Education JOM	0	0	0

Pullman School District No.267

GENERAL FUND BUDGET--REVENUES AND OTHER FINANCING SOURCES

	(1) Actual 2024-2025	(2) Budget 2025-2026	(3) Budget 2026-2027
6368 Indian Education, ED	0	0	0
6376 Targeted Assistance ESSER I	0	0	0
6378 Youth Training Programs	0	0	0
6388 Childcare	0	0	0
6389 Other Community Services	0	0	0
6398 School Food Services	2	0	0
6399 Transportation--Operations	0	0	0
6998 USDA Commodities	85,771	63,930	84,141
6000 TOTAL FEDERAL, SPECIAL PURPOSE	2,208,496	2,323,968	2,536,471
REVENUES FROM OTHER SCHOOL DISTRICTS			
7100 Program Participation, Unassigned	0	0	0
7121 Special Education	0	0	0
7122 Special Education-Infants and Toddlers	0	0	0
7131 Vocational Education	0	0	0
7145 Skill Center	0	0	0
7189 Other Community Services	0	24,000	24,000
7197 Support Services	0	0	0
7198 School Food Services	0	0	0
7199 Transportation	172	0	2,000
7301 Nonhigh Participation	0	0	0
7000 TOTAL REVENUES FROM OTHER SCHOOL DISTRICTS	172	24,000	26,000
REVENUES FROM OTHER ENTITIES			
8100 Governmental Entities	0	500,000	500,000
8101 Governmental Entities-Enrichment	0	0	0
8188 Childcare	0	0	0
8189 Community Services	0	0	0
8198 School Food Services	0	5,000	5,000
8199 Transportation	0	0	0
8200 Private Foundations	0	5,000	5,000
8500 Nonfederal, ESD	0	500	500
8521 Educational Service Districts-Special Education	0	0	0
8522 Ed Service Districts-Special Ed-Infants and Toddlers	0	0	0
8000 TOTAL REVENUES FROM OTHER ENTITIES	0	510,500	510,500

Pullman School District No.267

GENERAL FUND BUDGET--REVENUES AND OTHER FINANCING SOURCES

	(1) Actual 2024-2025	(2) Budget 2025-2026	(3) Budget 2026-2027
OTHER FINANCING SOURCES			
9100 Sale of Bonds	0	0	0
9300 Sale of Equipment	0	0	0
9400 Insurance Recoveries	1,048	0	0
9500 Long-Term Financing	0	0	0
9900 Transfers	0	0	0
9901 Transfers (local resources)	0	100,000	100,000
9000 TOTAL OTHER FINANCING SOURCES	1,048	100,000	100,000
TOTAL REVENUES AND OTHER FINANCING SOURCES	43,327,851	44,541,325	47,335,392

Pullman School District No.267

EXPENDITURE BY PROGRAM

	(1) Actual 2024-2025	(2) Budget 2025-2026	(3) Budget 2026-2027
REGULAR INSTRUCTION			
01 Basic Education	23,445,572	23,530,660	24,695,460
02 Alternative Learning Experience	83,642	43,773	15,878
03 Basic Education - Dropout Reengagement	28,608	20,582	31,755
09 Transition to Kindergarten	0	0	0
00 TOTAL REGULAR INSTRUCTION	23,557,822	23,595,015	24,743,093
SPECIAL EDUCATION INSTRUCTION			
21 Special Education, Supplemental, State	4,864,062	5,252,898	5,908,482
22 Special Education, Infants and Toddlers, State	0	0	0
24 Special Education, Supplemental, Federal	573,262	524,809	551,909
25 Special Education, Infants and Toddlers, Federal	0	0	0
26 Special Education, Institutions, State	0	0	0
29 Special Education, Other, Federal	0	0	0
20 TOTAL SPECIAL EDUCATION INSTRUCTION	5,437,324	5,777,707	6,460,391
VOCATIONAL EDUCATION INSTRUCTION			
31 Vocational, Basic, State	1,304,093	1,311,229	1,419,044
34 Middle School Career and Technical Education, State	377,210	353,639	402,359
38 Vocational, Federal	23,976	23,977	63,058
39 Vocational, Other Categorical	0	0	0
30 TOTAL VOCATIONAL EDUCATION INSTRUCTION	1,705,279	1,688,845	1,884,461
SKILL CENTER INSTRUCTION			
45 Skill Center, Basic, State	0	0	0
46 Skill Center, Federal	0	0	0
47 Skill Center - Facility Upgrades	0	0	0
40 TOTAL SKILL CENTER INSTRUCTION	0	0	0
COMPENSATORY EDUCATION INSTUCTION			
51 Disadvantaged (formerly Remediation) ESEA Disadvantaged, Federal	615,954	679,276	811,583
52 Other Title Grants under ESEA-Federal	74,167	151,341	178,893
53 Migrant ESEA Migrant, Federal	0	0	0
55 Learning Assistance Program (LAP), State	767,987	769,829	971,880
56 State Institutions, Centers and Homes, Delinquent	0	0	0

Pullman School District No.267

EXPENDITURE BY PROGRAM

	(1) Actual 2024-2025	(2) Budget 2025-2026	(3) Budget 2026-2027
57 State Institutions, Neglected and Delinquent, Federal	0	0	0
58 Special and Pilot Programs, State	288,019	293,676	254,480
59 Institutions - Juveniles in Adult Jails	0	0	0
61 Head Start, Federal	0	0	0
64 Limited English Proficiency, Federal	5,364	53,508	54,267
65 Transitional Bilingual, State	292,276	284,962	375,679
67 Indian Education, Federal, JOM	0	0	0
68 Indian Education, Federal, ED	0	0	0
69 Compensatory, Other	0	0	0
50 and 60 TOTAL COMPENSATORY EDUCATION INSTRUCTION	2,043,768	2,232,592	2,646,782
OTHER INSTRUCTIONAL PROGRAMS			
71 Traffic Safety	0	0	0
73 Summer School	4,621	12,686	12,732
74 Highly Capable	70,474	69,817	86,487
76 Targeted Assistance	0	0	0
78 Youth Training Programs, Federal	0	0	0
79 Instructional Programs, Other	29,876	611,516	552,821
70 TOTAL OTHER INSTRUCTIONAL PROGRAMS	104,971	694,019	652,040
COMMUNITY SERVICES			
81 Public Radio/Television	0	0	0
86 Community Schools	0	0	0
88 Early Learning Programs	0	0	0
89 Other Community Services	7,595	9,850	15,600
80 TOTAL COMMUNITY SERVICES	7,595	9,850	15,600
SUPPORT SERVICES			
97 District-wide Support	8,292,320	7,966,441	8,221,198
98 School Food Services	1,347,745	1,296,230	1,300,189
99 Pupil Transportation	1,246,505	1,280,626	1,411,638
90 TOTAL SUPPORT SERVICES	10,886,570	10,543,297	10,933,025
TOTAL PROGRAM EXPENDITURES	43,743,327	44,541,325	47,335,392

**Pullman School District No.267
PROGRAM SUMMARY BY OBJECT OF EXPENDITURE**

Program	(0) Debit Transfer	(1) Credit Transfer	(2) Cert. Salaries	(3) Class. Salaries	(4) Employee Benefits	(5) Supplies / Materials	(7) Purchased Services	(8) Travel	(9) Capital Outlay
01 Basic Education	169,500		15,457,173	1,859,540	5,569,073	638,013	961,961	40,200	0
02 ALE	15,878		0	0	0	0	15,878	0	0
03 Basic Education - Dropout Reengagement	31,755		0	0	0	0	31,755	0	0
09 Transition to Kindergarten	0		0	0	0	0	0	0	0
TOTAL REGULAR INSTRUCTION	24,743,093		15,457,173	1,859,540	5,569,073	638,013	1,009,594	40,200	0
21 Sp Ed, Sup, St	2,700		2,681,895	1,298,157	1,710,223	11,700	202,707	1,100	0
22 Sp Ed, I&T, St	0		0	0	0	0	0	0	0
24 Sp Ed, Sup, Fed	551,909		315,937	64,822	161,083	0	10,067	0	0
25 Sp Ed, I&T, Fed	0		0	0	0	0	0	0	0
26 Sp Ed, Inst, St	0		0	0	0	0	0	0	0
29 Sp Ed, Oth, Fed	0		0	0	0	0	0	0	0
TOTAL SPECIAL EDUCATION INSTRUCTION	2,700		2,997,832	1,362,979	1,871,306	11,700	212,774	1,100	0
31 Voc, Basic, St	6,000		844,896	72,953	298,199	151,080	38,167	7,749	0
34 MidSchCar/Tec	402,359		221,823	0	68,055	104,481	8,000	0	0
38 Voc, Fed	63,058		0	0	0	44,058	4,000	15,000	0
39 Voc, Other	0		0	0	0	0	0	0	0
TOTAL VOCATIONAL EDUCATION INSTRUCTION	6,000		1,066,719	72,953	366,254	299,619	50,167	22,749	0
45 Skil Cnt, Bas, St	0		0	0	0	0	0	0	0
46 Skill Cntr, Fed	0		0	0	0	0	0	0	0

Pullman School District No.267
PROGRAM SUMMARY BY OBJECT OF EXPENDITURE

Program	(0) Debit Transfer	(1) Credit Transfer	(2) Cert. Salaries	(3) Class. Salaries	(4) Employee Benefits	(5) Supplies / Materials	(7) Purchased Services	(8) Travel	(9) Capital Outlay
47 Skill Cntr, Fclty Upg	0	0	0	0	0	0	0	0	0
TOTAL SKILL CENTER INSTRUCTION	0	0	0	0	0	0	0	0	0
51 ESEA Disadvantaged, Federal	811,583	0	308,899	152,564	198,513	76,707	55,900	19,000	0
52 Other Title Grants under ESEA-Federal	178,893	750	86,842	0	22,054	0	64,247	5,000	0
53 ESEA Migrant, Federal	0	0	0	0	0	0	0	0	0
55 LAP	971,880	0	621,785	58,351	258,528	18,225	3,028	11,963	0
56 St In, Ctr/Hm, D	0	0	0	0	0	0	0	0	0
57 St In, N/D, Fed	0	0	0	0	0	0	0	0	0
58 Sp/Plt Pgm, St	254,480	0	117,252	8,993	19,632	63,089	43,056	2,458	0
59 I-JAJ	0	0	0	0	0	0	0	0	0
61 Head Start, Fed	0	0	0	0	0	0	0	0	0
64 LEP, Fed	54,267	500	0	0	0	22,267	19,000	12,500	0
65 Tran Billing, St	375,679	0	206,962	60,070	108,647	0	0	0	0
67 Ind Ed, Fd, JOM	0	0	0	0	0	0	0	0	0
68 Ind Ed, Fd, ED	0	0	0	0	0	0	0	0	0
69 Comp, Othr	0	0	0	0	0	0	0	0	0
TOTAL COMPENSATORY EDUCATION INSTRUCTION	2,646,782	1,250	1,341,740	279,978	607,374	180,288	185,231	50,921	0
71 Traffic Safety	0	0	0	0	0	0	0	0	0
73 Summer School	12,732	0	11,002	0	1,730	0	0	0	0

Pullman School District No.267

PROGRAM SUMMARY BY OBJECT OF EXPENDITURE

Program	Total Object	(0) Debit Transfer	(1) Credit Transfer	(2) Cert. Salaries	(3) Class. Salaries	(4) Employee Benefits	(5) Supplies / Materials	(7) Purchased Services	(8) Travel	(9) Capital Outlay
74 Highly Capable	86,487	0	0	55,092	0	17,065	4,330	10,000	0	0
76 Target Asst	0	0	0	0	0	0	0	0	0	0
78 Yth Trg Pm, Fed	0	0	0	0	0	0	0	0	0	0
79 Inst Pgm, Othr	552,821	0	0	0	0	0	325,600	227,221	0	0
TOTAL OTHER INSTRUCTIONAL PROGRAMS	652,040	0	0	66,094	0	18,795	329,930	237,221	0	0
81 Public Radio/TV	0	0	0	0	0	0	0	0	0	0
86 Comm Schools	0	0	0	0	0	0	0	0	0	0
88 Early Learning Programs	0	0	0	0	0	0	0	0	0	0
89 Othr Comm Srv	15,600	15,600	0	0	0	0	0	0	0	0
TOTAL COMMUNITY SERVICES	15,600	15,600	0	0	0	0	0	0	0	0
97 Distwide Suppt Serv	8,221,198	5,950	-16,000	485,377	3,118,752	1,277,619	273,450	3,051,350	22,700	2,000
98 Schl Food Serv	1,300,189	0	-5,000	0	472,200	283,548	541,141	7,300	1,000	0
99 Pupil Transp	1,411,638	0	-180,000	0	908,211	460,577	152,500	69,350	1,000	0
TOTAL SUPPORT SERVICES	10,933,025	5,950	-201,000	485,377	4,499,163	2,021,744	967,091	3,128,000	24,700	2,000
OBJECT TOTALS	47,335,392	201,000	-201,000	21,414,935	8,074,613	10,454,546	2,426,641	4,822,987	139,670	2,000

Pullman School District No.267

OBJECTS OF EXPENDITURE

PROGRAM 01 - Basic Education

Activity	(0) Debit Transfer	(1) Credit Transfer	(2) Cert. Salaries	(3) Class. Salaries	(4) Employee Benefits	(5) Supplies / Materials	(7) Purchased Services	(8) Travel	(9) Capital Outlay
21 Supv Inst	352,153	0	126,951	117,479	72,473	500	33,250	1,500	0
22 Lrn Resrc	416,320	0	88,627	183,173	130,770	13,750	0	0	0
23 Princ Off	2,878,873	0	1,598,680	587,312	662,392	18,583	8,906	3,000	0
24 Guid/Coun	970,736	0	694,347	27,821	248,068	500	0	0	0
25 Pupil M/S	243,277	0	0	150,354	92,923	0	0	0	0
26 Health	496,887	0	14,926	320,118	157,193	4,150	0	500	0
27 Teaching	17,647,556	11,000	12,072,676	169,886	4,032,009	556,880	803,105	2,000	0
28 Extracur	1,038,310	158,000	350,221	297,388	92,201	9,500	99,500	31,500	0
29 Pmt to SD	0	0	0	0	0	0	0	0	0
31 InstProDev	369,602	500	302,130	6,009	48,313	1,850	9,100	1,700	0
32 Inst Tech	6,000	0	0	0	0	6,000	0	0	0
33 Curriculum	34,400	0	0	0	0	26,300	8,100	0	0
34 Prof Lrng St	241,346	0	208,615	0	32,731	0	0	0	0
35 Pupil Safety	0	0	0	0	0	0	0	0	0
Total	24,695,460	169,500	15,457,173	1,859,540	5,569,073	638,013	961,961	40,200	0
FTE Program Staff			144.178	21.488					

Pullman School District No.267

OBJECTS OF EXPENDITURE

PROGRAM 02 - Alternative Learning Experience

Activity	(0) Debit Transfer	(1) Credit Transfer	(2) Cert. Salaries	(3) Class. Salaries	(4) Employee Benefits	(5) Supplies / Materials	(7) Purchased Services	(8) Travel	(9) Capital Outlay
21 Supv Inst	0	0	0	0	0	0	0	0	0
22 Lrn Resrc	0	0	0	0	0	0	0	0	0
23 Princ Off	0	0	0	0	0	0	0	0	0
24 Guid/Coun	0	0	0	0	0	0	0	0	0
25 Pupil M/S	0	0	0	0	0	0	0	0	0
26 Health	0	0	0	0	0	0	0	0	0
27 Teaching	15,878	0	0	0	0	0	15,878	0	0
28 Extracur	0	0	0	0	0	0	0	0	0
29 Pmt to SD	0	0	0	0	0	0	0	0	0
31 InstProDev	0	0	0	0	0	0	0	0	0
32 Inst Tech	0	0	0	0	0	0	0	0	0
33 Curriculum	0	0	0	0	0	0	0	0	0
34 Prof Lrng St	0	0	0	0	0	0	0	0	0
35 Pupil Safety	0	0	0	0	0	0	0	0	0
Total	15,878	0	0	0	0	0	15,878	0	0

Pullman School District No.267

OBJECTS OF EXPENDITURE

PROGRAM 03 - Basic Education - Dropout Reengagement

Activity	(0) Debit Transfer	(1) Credit Transfer	(2) Cert. Salaries	(3) Class. Salaries	(4) Employee Benefits	(5) Supplies / Materials	(7) Purchased Services	(8) Travel	(9) Capital Outlay
21 Supv Inst	0	0	0	0	0	0	0	0	0
22 Lrn Resrc	0	0	0	0	0	0	0	0	0
23 Princ Off	0	0	0	0	0	0	0	0	0
24 Guid/Coun	0	0	0	0	0	0	0	0	0
25 Pupil M/S	0	0	0	0	0	0	0	0	0
26 Health	0	0	0	0	0	0	0	0	0
27 Teaching	31,755	0	0	0	0	0	31,755	0	0
28 Extracur	0	0	0	0	0	0	0	0	0
29 Pmt to SD	0	0	0	0	0	0	0	0	0
31 InstProDev	0	0	0	0	0	0	0	0	0
32 Inst Tech	0	0	0	0	0	0	0	0	0
33 Curriculum	0	0	0	0	0	0	0	0	0
34 Prof Lrng St	0	0	0	0	0	0	0	0	0
35 Pupil Safety	0	0	0	0	0	0	0	0	0
Total	31,755	0	0	0	0	0	31,755	0	0

Pullman School District No.267

OBJECTS OF EXPENDITURE

PROGRAM 09 - Transition to Kindergarten

Activity	(0) Debit Transfer	(1) Credit Transfer	(2) Cert. Salaries	(3) Class. Salaries	(4) Employee Benefits	(5) Supplies / Materials	(7) Purchased Services	(8) Travel	(9) Capital Outlay
21 Supv Inst	0	0	0	0	0	0	0	0	0
22 Lrn Resrc	0	0	0	0	0	0	0	0	0
23 Princ Off	0	0	0	0	0	0	0	0	0
24 Guid/Coun	0	0	0	0	0	0	0	0	0
25 Pupil M/S	0	0	0	0	0	0	0	0	0
26 Health	0	0	0	0	0	0	0	0	0
27 Teaching	0	0	0	0	0	0	0	0	0
28 Extracur	0	0	0	0	0	0	0	0	0
29 Pmt to SD	0	0	0	0	0	0	0	0	0
31 InstProDev	0	0	0	0	0	0	0	0	0
32 Inst Tech	0	0	0	0	0	0	0	0	0
33 Curriculum	0	0	0	0	0	0	0	0	0
34 Prof Lrng St	0	0	0	0	0	0	0	0	0
35 Pupil Safety	0	0	0	0	0	0	0	0	0
62 Grnd Mnt	0	0	0	0	0	0	0	0	0
63 Oper Bldg	0	0	0	0	0	0	0	0	0
64 Maintnce	0	0	0	0	0	0	0	0	0
65 Utilities	0	0	0	0	0	0	0	0	0
67 Bldg Secu	0	0	0	0	0	0	0	0	0
Total	0	0	0	0	0	0	0	0	0

Pullman School District No.267

OBJECTS OF EXPENDITURE

PROGRAM 21 - Special Education, Supplemental, State

Activity	(0) Debit Transfer	(1) Credit Transfer	(2) Cert. Salaries	(3) Class. Salaries	(4) Employee Benefits	(5) Supplies / Materials	(7) Purchased Services	(8) Travel	(9) Capital Outlay
21 Supv Inst	1,000		218,923	80,777	86,645	200	2,500	600	0
22 Lrn Resrc	0		0	0	0	0	0	0	0
23 Princ Off	0		0	0	0	0	0	0	0
24 Guid/Coun	0		0	0	0	0	0	0	0
25 Pupil M/S	181,207		0	108,869	72,338	0	0	0	0
26 Health	1,356,901		913,141	0	307,653	3,800	132,307	0	0
27 Teaching	1,700		1,459,213	1,103,510	1,228,635	4,500	63,750	500	0
28 Extracur	0		0	0	0	0	0	0	0
29 Pmt to SD	0						0		
31 InstProDev	68,085		52,424	5,001	8,960	200	1,500	0	0
32 Inst Tech	0		0	0	0	0	0	0	0
33 Curriculum	5,650		0	0	0	3,000	2,650	0	0
34 Prof Lrng St	44,186		38,194		5,992	0	0	0	0
35 Pupil Safety	0		0	0	0	0	0	0	0
Total	5,908,482		2,681,895	1,298,157	1,710,223	11,700	202,707	1,100	0
FTE Program Staff			27.878	20.931					

Pullman School District No.267

OBJECTS OF EXPENDITURE

PROGRAM 22 - Special Education, Infants and Toddlers, State

Activity	(0) Debit Transfer	(1) Credit Transfer	(2) Cert. Salaries	(3) Class. Salaries	(4) Employee Benefits	(5) Supplies / Materials	(7) Purchased Services	(8) Travel	(9) Capital Outlay
21 Supv Inst	0	0	0	0	0	0	0	0	0
22 Lrn Resrc	0	0	0	0	0	0	0	0	0
23 Princ Off	0	0	0	0	0	0	0	0	0
24 Guid/Coun	0	0	0	0	0	0	0	0	0
25 Pupil M/S	0	0	0	0	0	0	0	0	0
26 Health	0	0	0	0	0	0	0	0	0
27 Teaching	0	0	0	0	0	0	0	0	0
28 Extracur	0	0	0	0	0	0	0	0	0
29 Pmt to SD	0	0	0	0	0	0	0	0	0
31 InstProDev	0	0	0	0	0	0	0	0	0
32 Inst Tech	0	0	0	0	0	0	0	0	0
33 Curriculum	0	0	0	0	0	0	0	0	0
34 Prof Lrng St	0	0	0	0	0	0	0	0	0
35 Pupil Safety	0	0	0	0	0	0	0	0	0
Total	0	0	0	0	0	0	0	0	0

Pullman School District No.267

OBJECTS OF EXPENDITURE

PROGRAM 24 - Special Education, Supplemental, Federal

Activity	(0) Debit Transfer	(1) Credit Transfer	(2) Cert. Salaries	(3) Class. Salaries	(4) Employee Benefits	(5) Supplies / Materials	(7) Purchased Services	(8) Travel	(9) Capital Outlay
21 Supv Inst	0		0	0	0	0	0	0	0
22 Lrn Resrc	0		0	0	0	0	0	0	0
24 Guid/Coun	0		0	0	0	0	0	0	0
25 Pupil M/S	0		0	0	0	0	0	0	0
26 Health	0		0	0	0	0	0	0	0
27 Teaching	538,972		304,753	64,822	159,330	0	10,067	0	0
29 Pmt to SD	0						0		
31 InstProDev	12,937		11,184	0	1,753	0	0	0	0
32 Inst Tech	0		0	0	0	0	0	0	0
33 Curriculum	0		0	0	0	0	0	0	0
35 Pupil Safety	0		0	0	0	0	0	0	0
Total	551,909	0	315,937	64,822	161,083	0	10,067	0	0
FTE Program Staff			4.000	1.082					

Pullman School District No.267

OBJECTS OF EXPENDITURE

PROGRAM 25 - Special Education, Infants and Toddlers, Federal

Activity	(0) Debit Transfer	(1) Credit Transfer	(2) Cert. Salaries	(3) Class. Salaries	(4) Employee Benefits	(5) Supplies / Materials	(7) Purchased Services	(8) Travel	(9) Capital Outlay
21 Supv Inst	0	0	0	0	0	0	0	0	0
22 Lrn Resrc	0	0	0	0	0	0	0	0	0
24 Guid/Coun	0	0	0	0	0	0	0	0	0
25 Pupil M/S	0	0	0	0	0	0	0	0	0
26 Health	0	0	0	0	0	0	0	0	0
27 Teaching	0	0	0	0	0	0	0	0	0
29 Pmt to SD	0	0	0	0	0	0	0	0	0
31 InstProDev	0	0	0	0	0	0	0	0	0
32 Inst Tech	0	0	0	0	0	0	0	0	0
33 Curriculum	0	0	0	0	0	0	0	0	0
35 Pupil Safety	0	0	0	0	0	0	0	0	0
Total	0	0	0	0	0	0	0	0	0

Pullman School District No.267

OBJECTS OF EXPENDITURE

PROGRAM 26 - Special Education, Institutions, State

Activity	(0) Debit Transfer	(1) Credit Transfer	(2) Cert. Salaries	(3) Class. Salaries	(4) Employee Benefits	(5) Supplies / Materials	(7) Purchased Services	(8) Travel	(9) Capital Outlay
21 Supv Inst	0	0	0	0	0	0	0	0	0
23 Princ Off	0	0	0	0	0	0	0	0	0
24 Guid/Coun	0	0	0	0	0	0	0	0	0
25 Pupil M/S	0	0	0	0	0	0	0	0	0
26 Health	0	0	0	0	0	0	0	0	0
27 Teaching	0	0	0	0	0	0	0	0	0
29 Pmt to SD	0	0	0	0	0	0	0	0	0
31 InstProDev	0	0	0	0	0	0	0	0	0
32 Inst Tech	0	0	0	0	0	0	0	0	0
33 Curriculum	0	0	0	0	0	0	0	0	0
34 Prof Lrng St	0	0	0	0	0	0	0	0	0
35 Pupil Safety	0	0	0	0	0	0	0	0	0
Total	0	0	0	0	0	0	0	0	0

Pullman School District No.267

OBJECTS OF EXPENDITURE

PROGRAM 29 - Special Education, Other, Federal

Activity	(0) Debit Transfer	(1) Credit Transfer	(2) Cert. Salaries	(3) Class. Salaries	(4) Employee Benefits	(5) Supplies / Materials	(7) Purchased Services	(8) Travel	(9) Capital Outlay
21 Supv Inst	0		0	0	0	0	0	0	0
22 Lrn Resrc	0		0	0	0	0	0	0	0
23 Princ Off	0		0	0	0	0	0	0	0
24 Guid/Coun	0		0	0	0	0	0	0	0
25 Pupil M/S	0		0	0	0	0	0	0	0
26 Health	0		0	0	0	0	0	0	0
27 Teaching	0		0	0	0	0	0	0	0
29 Pmt to SD	0						0		
31 InstProDev	0		0	0	0	0	0	0	0
32 Inst Tech	0			0	0	0	0	0	0
33 Curriculum	0		0	0	0	0	0	0	0
35 Pupil Safety	0		0	0	0	0	0	0	0
Total	0		0	0	0	0	0	0	0

Pullman School District No.267

OBJECTS OF EXPENDITURE

PROGRAM 31 - Vocational, Basic, State

Activity	(0) Debit Transfer	(1) Credit Transfer	(2) Cert. Salaries	(3) Class. Salaries	(4) Employee Benefits	(5) Supplies / Materials	(7) Purchased Services	(8) Travel	(9) Capital Outlay
21 Supv Inst	8,416	0	1,224	0	192	5,000	2,000	0	0
22 Lrn Resrc	0	0	0	0	0	0	0	0	0
23 Princ Off	86,886	0	0	60,803	26,083	0	0	0	0
24 Guid/Coun	0	0	0	0	0	0	0	0	0
25 Pupil M/S	0	0	0	0	0	0	0	0	0
26 Health	0	0	0	0	0	0	0	0	0
27 Teaching	1,246,554	3,000	816,784	12,150	267,704	103,000	36,167	7,749	0
28 Extracur	3,000	3,000	0	0	0	0	0	0	0
29 Pmt to SD	0	0	0	0	0	0	0	0	0
31 InstProDev	17,780	0	15,366	0	2,414	0	0	0	0
32 Inst Tech	0	0	0	0	0	0	0	0	0
33 Curriculum	43,080	0	0	0	0	43,080	0	0	0
34 Prof Lrng St	13,328	0	11,522	0	1,806	0	0	0	0
35 Pupil Safety	0	0	0	0	0	0	0	0	0
63 Oper Bldg	0	0	0	0	0	0	0	0	0
65 Utilities	0	0	0	0	0	0	0	0	0
Total	1,419,044	6,000	844,896	72,953	298,199	151,080	38,167	7,749	0
FTE Program Staff			7.600	1.065					

Pullman School District No.267

OBJECTS OF EXPENDITURE

PROGRAM 34 - Middle School Career and Technical Education, State

Activity	(0) Debit Transfer	(1) Credit Transfer	(2) Cert. Salaries	(3) Class. Salaries	(4) Employee Benefits	(5) Supplies / Materials	(7) Purchased Services	(8) Travel	(9) Capital Outlay
21 Supv Inst	0	0	0	0	0	0	0	0	0
22 Lrn Resrc	0	0	0	0	0	0	0	0	0
23 Princ Off	0	0	0	0	0	0	0	0	0
24 Guid/Coun	0	0	0	0	0	0	0	0	0
25 Pupil M/S	0	0	0	0	0	0	0	0	0
26 Health	0	0	0	0	0	0	0	0	0
27 Teaching	343,103	0	214,119	0	66,847	54,137	8,000	0	0
28 Extracur	0	0	0	0	0	0	0	0	0
29 Pmt to SD	0	0	0	0	0	0	0	0	0
31 InstProDev	5,092	0	4,402	0	690	0	0	0	0
32 Inst Tech	16,755	0	0	0	0	16,755	0	0	0
33 Curriculum	33,589	0	0	0	0	33,589	0	0	0
34 Prof Lrng St	3,820	0	3,302	0	518	0	0	0	0
35 Pupil Safety	0	0	0	0	0	0	0	0	0
63 Oper Bldg	0	0	0	0	0	0	0	0	0
65 Utilities	0	0	0	0	0	0	0	0	0
Total	402,359	0	221,823	0	68,055	104,481	8,000	0	0
FTE Program Staff			2.000						

Pullman School District No.267

OBJECTS OF EXPENDITURE

PROGRAM 38 - Vocational, Federal

Activity	(0) Debit Transfer	(1) Credit Transfer	(2) Cert. Salaries	(3) Class. Salaries	(4) Employee Benefits	(5) Supplies / Materials	(7) Purchased Services	(8) Travel	(9) Capital Outlay
21 Supv Inst	0	0	0	0	0	0	0	0	0
22 Lrn Resrc	0	0	0	0	0	0	0	0	0
24 Guid/Coun	0	0	0	0	0	0	0	0	0
25 Pupil M/S	0	0	0	0	0	0	0	0	0
27 Teaching	49,058	0	0	0	0	34,058	0	15,000	0
29 Pmt to SD	0	0	0	0	0	0	0	0	0
31 InstProDev	4,000	0	0	0	0	4,000	0	0	0
32 Inst Tech	10,000	0	0	0	0	10,000	0	0	0
33 Curriculum	0	0	0	0	0	0	0	0	0
35 Pupil Safety	0	0	0	0	0	0	0	0	0
63 Oper Bldg	0	0	0	0	0	0	0	0	0
Total	63,058	0	0	0	0	44,058	4,000	15,000	0

Pullman School District No.267

OBJECTS OF EXPENDITURE

PROGRAM 39 - Vocational, Other Categorical

Activity	(0) Debit Transfer	(1) Credit Transfer	(2) Cert. Salaries	(3) Class. Salaries	(4) Employee Benefits	(5) Supplies / Materials	(7) Purchased Services	(8) Travel	(9) Capital Outlay
21 Supv Inst	0	0	0	0	0	0	0	0	0
22 Lrn Resrc	0	0	0	0	0	0	0	0	0
24 Guid/Coun	0	0	0	0	0	0	0	0	0
25 Pupil M/S	0	0	0	0	0	0	0	0	0
27 Teaching	0	0	0	0	0	0	0	0	0
29 Pmt to SD	0	0	0	0	0	0	0	0	0
31 InstProDev	0	0	0	0	0	0	0	0	0
32 Inst Tech	0	0	0	0	0	0	0	0	0
33 Curriculum	0	0	0	0	0	0	0	0	0
35 Pupil Safety	0	0	0	0	0	0	0	0	0
Total	0	0	0	0	0	0	0	0	0

Pullman School District No.267

OBJECTS OF EXPENDITURE

PROGRAM 45 - Skill Center, Basic, State

Activity	(0) Debit Transfer	(1) Credit Transfer	(2) Cert. Salaries	(3) Class. Salaries	(4) Employee Benefits	(5) Supplies / Materials	(7) Purchased Services	(8) Travel	(9) Capital Outlay
21 Supv Inst	0		0	0	0	0	0	0	0
22 Lrn Resrc	0		0	0	0	0	0	0	0
23 Princ Off	0		0	0	0	0	0	0	0
24 Guid/Coun	0		0	0	0	0	0	0	0
25 Pupil M/S	0		0	0	0	0	0	0	0
26 Health	0		0	0	0	0	0	0	0
27 Teaching	0	0	0	0	0	0	0	0	0
28 Extracur	0		0	0	0	0	0	0	0
29 Pmt to SD	0						0		
31 InstProDev	0		0	0	0	0	0	0	0
32 Inst Tech	0		0	0	0	0	0	0	0
33 Curriculum	0		0	0	0	0	0	0	0
34 Prof Lrng St	0		0	0	0	0	0	0	0
35 Pupil Safety	0		0	0	0	0	0	0	0
61 Supv Bldg	0		0	0	0	0	0	0	0
62 Grnd Mnt	0		0	0	0	0	0	0	0
63 Oper Bldg	0		0	0	0	0	0	0	0
64 Maintnce	0		0	0	0	0	0	0	0
65 Utilities	0		0	0	0	0	0	0	0
67 Bldg Secu	0		0	0	0	0	0	0	0
68 Insurance	0		0	0	0	0	0	0	0
Total	0	0	0	0	0	0	0	0	0

Pullman School District No.267

OBJECTS OF EXPENDITURE

PROGRAM 46 - Skill Center, Federal

Activity	(0) Debit Transfer	(1) Credit Transfer	(2) Cert. Salaries	(3) Class. Salaries	(4) Employee Benefits	(5) Supplies / Materials	(7) Purchased Services	(8) Travel	(9) Capital Outlay
21 Supv Inst	0		0	0	0	0	0	0	0
22 Lrn Resrc	0	0	0	0	0	0	0	0	0
24 Guid/Coun	0	0	0	0	0	0	0	0	0
25 Pupil M/S	0	0	0	0	0	0	0	0	0
27 Teaching	0	0	0	0	0	0	0	0	0
29 Pmt to SD	0								
31 InstProDev	0		0	0	0	0	0	0	0
32 Inst Tech	0			0	0	0	0	0	0
33 Curriculum	0		0	0	0	0	0	0	0
35 Pupil Safety	0		0	0	0	0	0	0	0
Total	0	0	0	0	0	0	0	0	0

Pullman School District No.267

OBJECTS OF EXPENDITURE

PROGRAM 47 - Skill Center - Facility Upgrades

Activity	(0) Debit Transfer	(1) Credit Transfer	(2) Cert. Salaries	(3) Class. Salaries	(4) Employee Benefits	(5) Supplies / Materials	(7) Purchased Services	(8) Travel	(9) Capital Outlay
61 Supv Bldg	0		0	0	0	0	0	0	0
62 Grnd Mnt	0		0	0	0	0	0	0	0
64 Maintnce	0		0	0	0	0	0	0	0
67 Bldg Secu	0		0	0	0	0	0	0	0
Total	0		0	0	0	0	0	0	0

Pullman School District No.267

OBJECTS OF EXPENDITURE

PROGRAM 51 - Disadvantaged (formerly Remediation) ESEA Disadvantaged, Federal

Activity	(0) Debit Transfer	(1) Credit Transfer	(2) Cert. Salaries	(3) Class. Salaries	(4) Employee Benefits	(5) Supplies / Materials	(7) Purchased Services	(8) Travel	(9) Capital Outlay
15 Pblc Rltn	0	0	0	0	0	0	0	0	0
21 Supv Inst	0	0	0	0	0	0	0	0	0
22 Lrn Resrc	0	0	0	0	0	0	0	0	0
24 Guid/Coun	0	0	0	0	0	0	0	0	0
25 Pupil M/S	0	0	0	0	0	0	0	0	0
26 Health	0	0	0	0	0	0	0	0	0
27 Teaching	733,782	0	297,355	152,564	196,696	38,267	39,900	9,000	0
29 Pmt to SD	0	0	0	0	0	0	0	0	0
31 InstProDev	44,361	0	11,544	0	1,817	12,000	9,000	10,000	0
32 Inst Tech	9,000	0	0	0	0	9,000	0	0	0
33 Curriculum	24,440	0	0	0	0	17,440	7,000	0	0
35 Pupil Safety	0	0	0	0	0	0	0	0	0
63 Oper Bldg	0	0	0	0	0	0	0	0	0
64 Maintnce	0	0	0	0	0	0	0	0	0
65 Utilities	0	0	0	0	0	0	0	0	0
Total	811,583	0	308,899	152,564	198,513	76,707	55,900	19,000	0
FTE Program Staff			3.000	2.669					

Pullman School District No.267

OBJECTS OF EXPENDITURE

PROGRAM 52 - Other Title Grants under ESEA-Federal

Activity	(0) Debit Transfer	(1) Credit Transfer	(2) Cert. Salaries	(3) Class. Salaries	(4) Employee Benefits	(5) Supplies / Materials	(7) Purchased Services	(8) Travel	(9) Capital Outlay
15 Pblc Rltn	0		0	0	0	0	0	0	0
21 Supv Inst	0		0	0	0	0	0	0	0
22 Lrn Resrc	0		0	0	0	0	0	0	0
23 Princ Off	0	0	0	0	0	0	0	0	0
24 Guid/Coun	0		0	0	0	0	0	0	0
25 Pupil M/S	0		0	0	0	0	0	0	0
26 Health	40,000		0	0	0	40,000	0	0	0
27 Teaching	0		0	0	0	0	0	0	0
28 Extracur	0		0	0	0	0	0	0	0
29 Pmt to SD	0		0	0	0	0	0	0	0
31 InstProDev	138,893		86,842	0	22,054	24,247	5,000	0	0
32 Inst Tech	0		0	0	0	0	0	0	0
33 Curriculum	0		0	0	0	0	0	0	0
35 Pupil Safety	0		0	0	0	0	0	0	0
63 Oper Bldg	0		0	0	0	0	0	0	0
64 Maintnce	0		0	0	0	0	0	0	0
65 Utilities	0		0	0	0	0	0	0	0
91 Publ Actv	0	0	0	0	0	0	0	0	0
Total	178,893	0	86,842	0	22,054	64,247	5,000	0	0
FTE Program Staff			0.500						

Pullman School District No.267

OBJECTS OF EXPENDITURE

PROGRAM 53 - Migrant ESEA Migrant, Federal

Activity	(0) Debit Transfer	(1) Credit Transfer	(2) Cert. Salaries	(3) Class. Salaries	(4) Employee Benefits	(5) Supplies / Materials	(7) Purchased Services	(8) Travel	(9) Capital Outlay
21 Supv Inst	0	0	0	0	0	0	0	0	0
22 Lrn Resrc	0	0	0	0	0	0	0	0	0
24 Guid/Coun	0	0	0	0	0	0	0	0	0
25 Pupil M/S	0	0	0	0	0	0	0	0	0
26 Health	0	0	0	0	0	0	0	0	0
27 Teaching	0	0	0	0	0	0	0	0	0
29 Pmt to SD	0	0	0	0	0	0	0	0	0
31 InstProDev	0	0	0	0	0	0	0	0	0
32 Inst Tech	0	0	0	0	0	0	0	0	0
33 Curriculum	0	0	0	0	0	0	0	0	0
35 Pupil Safety	0	0	0	0	0	0	0	0	0
63 Oper Bldg	0	0	0	0	0	0	0	0	0
64 Maintnce	0	0	0	0	0	0	0	0	0
65 Utilities	0	0	0	0	0	0	0	0	0
68 Insurance	0	0	0	0	0	0	0	0	0
Total	0	0	0	0	0	0	0	0	0

Pullman School District No.267

OBJECTS OF EXPENDITURE

PROGRAM 55 - Learning Assistance Program (LAP), State

Activity	(0) Debit Transfer	(1) Credit Transfer	(2) Cert. Salaries	(3) Class. Salaries	(4) Employee Benefits	(5) Supplies / Materials	(7) Purchased Services	(8) Travel	(9) Capital Outlay
21 Supv Inst	0		0	0	0	0	0	0	0
22 Lrn Resrc	0		0	0	0	0	0	0	0
24 Guid/Coun	5,284		0	0	0	0	5,284	0	0
25 Pupil M/S	0		0	0	0	0	0	0	0
26 Health	239,579		170,675	0	68,904	0	0	0	0
27 Teaching	683,378		422,438	58,351	185,120	17,469	0	0	0
29 Pmt to SD	0						0		
31 InstProDev	30,595		18,050	0	2,838	0	3,028	6,679	0
32 Inst Tech	756			0	0	756	0	0	0
33 Curriculum	0		0	0	0	0	0	0	0
34 Prof Lrng St	12,288		10,622		1,666	0	0	0	0
35 Pupil Safety	0		0	0	0	0	0	0	0
Total	971,880		621,785	58,351	258,528	18,225	3,028	11,963	0
FTE Program Staff			7.244	0.922					

Pullman School District No.267

OBJECTS OF EXPENDITURE

PROGRAM 56 - State Institutions, Centers and Homes, Delinquent

Activity	(0) Debit Transfer	(1) Credit Transfer	(2) Cert. Salaries	(3) Class. Salaries	(4) Employee Benefits	(5) Supplies / Materials	(7) Purchased Services	(8) Travel	(9) Capital Outlay
21 Supv Inst	0	0	0	0	0	0	0	0	0
22 Lrn Resrc	0	0	0	0	0	0	0	0	0
23 Princ Off	0	0	0	0	0	0	0	0	0
24 Guid/Coun	0	0	0	0	0	0	0	0	0
25 Pupil M/S	0	0	0	0	0	0	0	0	0
26 Health	0	0	0	0	0	0	0	0	0
27 Teaching	0	0	0	0	0	0	0	0	0
29 Pmt to SD	0	0	0	0	0	0	0	0	0
31 InstProDev	0	0	0	0	0	0	0	0	0
32 Inst Tech	0	0	0	0	0	0	0	0	0
33 Curriculum	0	0	0	0	0	0	0	0	0
34 Prof Lrng St	0	0	0	0	0	0	0	0	0
35 Pupil Safety	0	0	0	0	0	0	0	0	0
Total	0	0	0	0	0	0	0	0	0

Pullman School District No.267

OBJECTS OF EXPENDITURE

PROGRAM 57 - State Institutions, Neglected and Delinquent, Federal

Activity	(0) Debit Transfer	(1) Credit Transfer	(2) Cert. Salaries	(3) Class. Salaries	(4) Employee Benefits	(5) Supplies / Materials	(7) Purchased Services	(8) Travel	(9) Capital Outlay
21 Supv Inst	0	0	0	0	0	0	0	0	0
22 Lrn Resrc	0	0	0	0	0	0	0	0	0
24 Guid/Coun	0	0	0	0	0	0	0	0	0
25 Pupil M/S	0	0	0	0	0	0	0	0	0
26 Health	0	0	0	0	0	0	0	0	0
27 Teaching	0	0	0	0	0	0	0	0	0
29 Pmt to SD	0	0	0	0	0	0	0	0	0
31 InstProDev	0	0	0	0	0	0	0	0	0
32 Inst Tech	0	0	0	0	0	0	0	0	0
33 Curriculum	0	0	0	0	0	0	0	0	0
35 Pupil Safety	0	0	0	0	0	0	0	0	0
63 Oper Bldg	0	0	0	0	0	0	0	0	0
64 Maintnce	0	0	0	0	0	0	0	0	0
65 Utilities	0	0	0	0	0	0	0	0	0
Total	0	0	0	0	0	0	0	0	0

Pullman School District No.267

OBJECTS OF EXPENDITURE

PROGRAM 58 - Special and Pilot Programs, State

Activity	(0) Debit Transfer	(1) Credit Transfer	(2) Cert. Salaries	(3) Class. Salaries	(4) Employee Benefits	(5) Supplies / Materials	(7) Purchased Services	(8) Travel	(9) Capital Outlay
21 Supv Inst	0		0	0	0	0	0	0	0
22 Lrn Resrc	0		0	0	0	0	0	0	0
23 Princ Off	0		0	0	0	0	0	0	0
24 Guid/Coun	0		0	0	0	0	0	0	0
25 Pupil M/S	0		0	0	0	0	0	0	0
26 Health	0		0	0	0	0	0	0	0
27 Teaching	179,469		117,252	0	18,337	43,880	0	0	0
28 Extracur	0		0	0	0	0	0	0	0
29 Pmt to SD	0						0		
31 InstProDev	65,011		0	8,993	1,295	9,209	43,056	2,458	0
32 Inst Tech	10,000		0	0	0	10,000	0	0	0
33 Curriculum	0		0	0	0	0	0	0	0
35 Pupil Safety	0		0	0	0	0	0	0	0
Total	254,480	0	117,252	8,993	19,632	63,089	43,056	2,458	0
FTE Program Staff			0.000	0.000					

Pullman School District No.267

OBJECTS OF EXPENDITURE

PROGRAM 59 - Institutions - Juveniles in Adult Jails

Activity	(0) Debit Transfer	(1) Credit Transfer	(2) Cert. Salaries	(3) Class. Salaries	(4) Employee Benefits	(5) Supplies / Materials	(7) Purchased Services	(8) Travel	(9) Capital Outlay
21 Supv Inst	0		0	0	0	0	0	0	0
22 Lrn Resrc	0		0	0	0	0	0	0	0
23 Princ Off	0		0	0	0	0	0	0	0
24 Guid/Coun	0		0	0	0	0	0	0	0
25 Pupil M/S	0		0	0	0	0	0	0	0
26 Health	0		0	0	0	0	0	0	0
27 Teaching	0		0	0	0	0	0	0	0
29 Pmt to SD	0						0		
31 InstProDev	0		0	0	0	0	0	0	0
32 Inst Tech	0			0	0	0	0	0	0
33 Curriculum	0		0	0	0	0	0	0	0
34 Prof Lrng St	0		0		0	0	0	0	0
35 Pupil Safety	0		0	0	0	0	0	0	0
Total	0		0	0	0	0	0	0	0

Pullman School District No.267

OBJECTS OF EXPENDITURE

PROGRAM 61 - Head Start, Federal

Activity	(0) Debit Transfer	(1) Credit Transfer	(2) Cert. Salaries	(3) Class. Salaries	(4) Employee Benefits	(5) Supplies / Materials	(7) Purchased Services	(8) Travel	(9) Capital Outlay
21 Supv Inst	0	0	0	0	0	0	0	0	0
23 Princ Off	0	0	0	0	0	0	0	0	0
24 Guid/Coun	0	0	0	0	0	0	0	0	0
25 Pupil M/S	0	0	0	0	0	0	0	0	0
26 Health	0	0	0	0	0	0	0	0	0
27 Teaching	0	0	0	0	0	0	0	0	0
29 Pmt to SD	0	0	0	0	0	0	0	0	0
31 InstProDev	0	0	0	0	0	0	0	0	0
32 Inst Tech	0	0	0	0	0	0	0	0	0
33 Curriculum	0	0	0	0	0	0	0	0	0
35 Pupil Safety	0	0	0	0	0	0	0	0	0
91 Publ Actv	0	0	0	0	0	0	0	0	0
Total	0	0	0	0	0	0	0	0	0

Pullman School District No.267

OBJECTS OF EXPENDITURE

PROGRAM 64 - Limited English Proficiency, Federal

Activity	(0) Debit Transfer	(1) Credit Transfer	(2) Cert. Salaries	(3) Class. Salaries	(4) Employee Benefits	(5) Supplies / Materials	(7) Purchased Services	(8) Travel	(9) Capital Outlay
21 Supv Inst	0	0	0	0	0	0	0	0	0
22 Lrn Resrc	0	0	0	0	0	0	0	0	0
24 Guid/Coun	0	0	0	0	0	0	0	0	0
25 Pupil M/S	0	0	0	0	0	0	0	0	0
27 Teaching	24,000	0	0	0	20,000	4,000	0	0	0
29 Pmt to SD	0	0	0	0	0	0	0	0	0
31 InstProDev	30,267	500	0	0	2,267	15,000	12,500	0	0
32 Inst Tech	0	0	0	0	0	0	0	0	0
33 Curriculum	0	0	0	0	0	0	0	0	0
35 Pupil Safety	0	0	0	0	0	0	0	0	0
Total	54,267	500	0	0	22,267	19,000	12,500	0	0

Pullman School District No.267

OBJECTS OF EXPENDITURE

PROGRAM 65 - Transitional Bilingual, State

Activity	(0) Debit Transfer	(1) Credit Transfer	(2) Cert. Salaries	(3) Class. Salaries	(4) Employee Benefits	(5) Supplies / Materials	(7) Purchased Services	(8) Travel	(9) Capital Outlay
21 Supv Inst	0	0	0	0	0	0	0	0	0
22 Lrn Resrc	0	0	0	0	0	0	0	0	0
24 Guid/Coun	0	0	0	0	0	0	0	0	0
25 Pupil M/S	0	0	0	0	0	0	0	0	0
27 Teaching	366,759	0	199,252	60,070	107,437	0	0	0	0
29 Pmt to SD	0	0	0	0	0	0	0	0	0
31 InstProDev	5,098	0	4,405	0	693	0	0	0	0
32 Inst Tech	0	0	0	0	0	0	0	0	0
33 Curriculum	0	0	0	0	0	0	0	0	0
34 Prof Lrng St	3,822	0	3,305	0	517	0	0	0	0
35 Pupil Safety	0	0	0	0	0	0	0	0	0
Total	375,679	0	206,962	60,070	108,647	0	0	0	0
FTE Program Staff			2.000	1.038					

Pullman School District No.267

OBJECTS OF EXPENDITURE

PROGRAM 67 - Indian Education, Federal, JOM

Activity	(0) Debit Transfer	(1) Credit Transfer	(2) Cert. Salaries	(3) Class. Salaries	(4) Employee Benefits	(5) Supplies / Materials	(7) Purchased Services	(8) Travel	(9) Capital Outlay
21 Supv Inst	0	0	0	0	0	0	0	0	0
24 Guid/Coun	0	0	0	0	0	0	0	0	0
25 Pupil M/S	0	0	0	0	0	0	0	0	0
27 Teaching	0	0	0	0	0	0	0	0	0
29 Pmt to SD	0	0	0	0	0	0	0	0	0
31 InstProDev	0	0	0	0	0	0	0	0	0
32 Inst Tech	0	0	0	0	0	0	0	0	0
33 Curriculum	0	0	0	0	0	0	0	0	0
35 Pupil Safety	0	0	0	0	0	0	0	0	0
Total	0	0	0	0	0	0	0	0	0

Pullman School District No.267

OBJECTS OF EXPENDITURE

PROGRAM 68 - Indian Education, Federal, ED

Activity	(0) Debit Transfer	(1) Credit Transfer	(2) Cert. Salaries	(3) Class. Salaries	(4) Employee Benefits	(5) Supplies / Materials	(7) Purchased Services	(8) Travel	(9) Capital Outlay
21 Supv Inst	0	0	0	0	0	0	0	0	0
24 Guid/Coun	0	0	0	0	0	0	0	0	0
25 Pupil M/S	0	0	0	0	0	0	0	0	0
27 Teaching	0	0	0	0	0	0	0	0	0
29 Pmt to SD	0								
31 InstProDev	0	0	0	0	0	0	0	0	0
32 Inst Tech	0	0	0	0	0	0	0	0	0
33 Curriculum	0	0	0	0	0	0	0	0	0
35 Pupil Safety	0	0	0	0	0	0	0	0	0
Total	0	0	0	0	0	0	0	0	0

Pullman School District No.267

OBJECTS OF EXPENDITURE

PROGRAM 69 - Compensatory, Other

Activity	(0) Debit Transfer	(1) Credit Transfer	(2) Cert. Salaries	(3) Class. Salaries	(4) Employee Benefits	(5) Supplies / Materials	(7) Purchased Services	(8) Travel	(9) Capital Outlay
21 Supv Inst	0	0	0	0	0	0	0	0	0
22 Lrn Resrc	0	0	0	0	0	0	0	0	0
23 Princ Off	0	0	0	0	0	0	0	0	0
24 Guid/Coun	0	0	0	0	0	0	0	0	0
25 Pupil M/S	0	0	0	0	0	0	0	0	0
26 Health	0	0	0	0	0	0	0	0	0
27 Teaching	0	0	0	0	0	0	0	0	0
28 Extracur	0	0	0	0	0	0	0	0	0
29 Pmt to SD	0	0	0	0	0	0	0	0	0
31 InstProDev	0	0	0	0	0	0	0	0	0
32 Inst Tech	0	0	0	0	0	0	0	0	0
33 Curriculum	0	0	0	0	0	0	0	0	0
35 Pupil Safety	0	0	0	0	0	0	0	0	0
Total	0	0	0	0	0	0	0	0	0

Pullman School District No.267

OBJECTS OF EXPENDITURE

PROGRAM 71 - Traffic Safety

Activity	(0) Debit Transfer	(1) Credit Transfer	(2) Cert. Salaries	(3) Class. Salaries	(4) Employee Benefits	(5) Supplies / Materials	(7) Purchased Services	(8) Travel	(9) Capital Outlay
21 Supv Inst	0	0	0	0	0	0	0	0	0
22 Lrn Resrc	0	0	0	0	0	0	0	0	0
27 Teaching	0	0	0	0	0	0	0	0	0
29 Pmt to SD	0	0	0	0	0	0	0	0	0
31 InstProDev	0	0	0	0	0	0	0	0	0
32 Inst Tech	0	0	0	0	0	0	0	0	0
33 Curriculum	0	0	0	0	0	0	0	0	0
68 Insurance	0	0	0	0	0	0	0	0	0
Total	0	0	0	0	0	0	0	0	0

Pullman School District No.267

OBJECTS OF EXPENDITURE

PROGRAM 73 - Summer School

Activity	(0) Debit Transfer	(1) Credit Transfer	(2) Cert. Salaries	(3) Class. Salaries	(4) Employee Benefits	(5) Supplies / Materials	(7) Purchased Services	(8) Travel	(9) Capital Outlay
21 Supv Inst	0	0	0	0	0	0	0	0	0
23 Princ Off	0	0	0	0	0	0	0	0	0
25 Pupil M/S	0	0	0	0	0	0	0	0	0
26 Health	0	0	0	0	0	0	0	0	0
27 Teaching	12,732	0	11,002	0	1,730	0	0	0	0
29 Pmt to SD	0	0	0	0	0	0	0	0	0
31 InstProDev	0	0	0	0	0	0	0	0	0
32 Inst Tech	0	0	0	0	0	0	0	0	0
33 Curriculum	0	0	0	0	0	0	0	0	0
35 Pupil Safety	0	0	0	0	0	0	0	0	0
Total	12,732	0	11,002	0	1,730	0	0	0	0
FTE Program Staff			0.000						

Pullman School District No.267

OBJECTS OF EXPENDITURE

PROGRAM 74 - Highly Capable

Activity	(0) Debit Transfer	(1) Credit Transfer	(2) Cert. Salaries	(3) Class. Salaries	(4) Employee Benefits	(5) Supplies / Materials	(7) Purchased Services	(8) Travel	(9) Capital Outlay
21 Supv Inst	0		0	0	0	0	0	0	0
22 Lrn Resrc	0		0	0	0	0	0	0	0
24 Guid/Coun	0		0	0	0	0	0	0	0
25 Pupil M/S	0		0	0	0	0	0	0	0
26 Health	0		0	0	0	0	0	0	0
27 Teaching	82,157		55,092	0	17,065	0	10,000	0	0
29 Pmt to SD	0						0		
31 InstProDev	0		0	0	0	0	0	0	0
32 Inst Tech	4,330			0	0	4,330	0	0	0
33 Curriculum	0		0	0	0	0	0	0	0
34 Prof Lrng St	0		0	0	0	0	0	0	0
35 Pupil Safety	0		0	0	0	0	0	0	0
Total	86,487		55,092	0	17,065	4,330	10,000	0	0
FTE Program Staff			0.500						

Pullman School District No.267

OBJECTS OF EXPENDITURE

PROGRAM 76 - Targeted Assistance

Activity	(0) Debit Transfer	(1) Credit Transfer	(2) Cert. Salaries	(3) Class. Salaries	(4) Employee Benefits	(5) Supplies / Materials	(7) Purchased Services	(8) Travel	(9) Capital Outlay
21 Supv Inst	0	0	0	0	0	0	0	0	0
22 Lrn Resrc	0	0	0	0	0	0	0	0	0
24 Guid/Coun	0	0	0	0	0	0	0	0	0
25 Pupil M/S	0	0	0	0	0	0	0	0	0
26 Health	0	0	0	0	0	0	0	0	0
27 Teaching	0	0	0	0	0	0	0	0	0
29 Pmt to SD	0	0	0	0	0	0	0	0	0
31 InstProDev	0	0	0	0	0	0	0	0	0
32 Inst Tech	0	0	0	0	0	0	0	0	0
33 Curriculum	0	0	0	0	0	0	0	0	0
35 Pupil Safety	0	0	0	0	0	0	0	0	0
Total	0	0	0	0	0	0	0	0	0

Pullman School District No.267

OBJECTS OF EXPENDITURE

PROGRAM 78 - Youth Training Programs, Federal

Activity	(0) Debit Transfer	(1) Credit Transfer	(2) Cert. Salaries	(3) Class. Salaries	(4) Employee Benefits	(5) Supplies / Materials	(7) Purchased Services	(8) Travel	(9) Capital Outlay
21 Supv Inst	0	0	0	0	0	0	0	0	0
22 Lrn Resrc	0	0	0	0	0	0	0	0	0
24 Guid/Coun	0	0	0	0	0	0	0	0	0
25 Pupil M/S	0	0	0	0	0	0	0	0	0
27 Teaching	0	0	0	0	0	0	0	0	0
29 Pmt to SD	0	0	0	0	0	0	0	0	0
31 InstProDev	0	0	0	0	0	0	0	0	0
32 Inst Tech	0	0	0	0	0	0	0	0	0
33 Curriculum	0	0	0	0	0	0	0	0	0
35 Pupil Safety	0	0	0	0	0	0	0	0	0
Total	0	0	0	0	0	0	0	0	0

Pullman School District No.267

OBJECTS OF EXPENDITURE

PROGRAM 79 - Instructional Programs, Other

Activity	(0) Debit Transfer	(1) Credit Transfer	(2) Cert. Salaries	(3) Class. Salaries	(4) Employee Benefits	(5) Supplies / Materials	(7) Purchased Services	(8) Travel	(9) Capital Outlay
21 Supv Inst	0	0	0	0	0	0	0	0	0
22 Lrn Resrc	0	0	0	0	0	0	0	0	0
23 Princ Off	0	0	0	0	0	0	0	0	0
24 Guid/Coun	0	0	0	0	0	0	0	0	0
25 Pupil M/S	0	0	0	0	0	0	0	0	0
26 Health	0	0	0	0	0	0	0	0	0
27 Teaching	350,000	0	0	0	175,000	175,000	0	0	0
28 Extracur	0	0	0	0	0	0	0	0	0
29 Pmt to SD	0	0	0	0	0	0	0	0	0
31 InstProDev	600	0	0	0	0	600	0	0	0
32 Inst Tech	150,000	0	0	0	150,000	0	0	0	0
33 Curriculum	0	0	0	0	0	0	0	0	0
35 Pupil Safety	0	0	0	0	0	0	0	0	0
62 Grnd Mnt	0	0	0	0	0	0	0	0	0
63 Oper Bldg	0	0	0	0	0	0	0	0	0
64 Maintnce	0	0	0	0	0	0	0	0	0
65 Utilities	0	0	0	0	0	0	0	0	0
66 E-Rate	52,221	0	0	0	0	52,221	0	0	0
68 Insurance	0	0	0	0	0	0	0	0	0
91 Publ Actv	0	0	0	0	0	0	0	0	0
Total	552,821	0	0	0	325,600	227,221	0	0	0

Pullman School District No.267

OBJECTS OF EXPENDITURE

PROGRAM 81 - Public Radio/Television

Activity	(0) Debit Transfer	(1) Credit Transfer	(2) Cert. Salaries	(3) Class. Salaries	(4) Employee Benefits	(5) Supplies / Materials	(7) Purchased Services	(8) Travel	(9) Capital Outlay
21 Supv Inst	0	0	0	0	0	0	0	0	0
22 Lrn Resrc	0	0	0	0	0	0	0	0	0
25 Pupil M/S	0	0	0	0	0	0	0	0	0
27 Teaching	0	0	0	0	0	0	0	0	0
28 Extracur	0	0	0	0	0	0	0	0	0
29 Pmt to SD	0	0	0	0	0	0	0	0	0
31 InstProDev	0	0	0	0	0	0	0	0	0
32 Inst Tech	0	0	0	0	0	0	0	0	0
33 Curriculum	0	0	0	0	0	0	0	0	0
35 Pupil Safety	0	0	0	0	0	0	0	0	0
63 Oper Bldg	0	0	0	0	0	0	0	0	0
65 Utilities	0	0	0	0	0	0	0	0	0
91 Publ Actv	0	0	0	0	0	0	0	0	0
Total	0	0	0	0	0	0	0	0	0

Pullman School District No.267

OBJECTS OF EXPENDITURE

PROGRAM 86 - Community Schools

Activity	(0) Debit Transfer	(1) Credit Transfer	(2) Cert. Salaries	(3) Class. Salaries	(4) Employee Benefits	(5) Supplies / Materials	(7) Purchased Services	(8) Travel	(9) Capital Outlay
21 Supv Inst	0	0	0	0	0	0	0	0	0
23 Princ Off	0	0	0	0	0	0	0	0	0
25 Pupil M/S	0	0	0	0	0	0	0	0	0
27 Teaching	0	0	0	0	0	0	0	0	0
28 Extracur	0	0	0	0	0	0	0	0	0
29 Pmt to SD	0	0	0	0	0	0	0	0	0
31 InstProDev	0	0	0	0	0	0	0	0	0
32 Inst Tech	0	0	0	0	0	0	0	0	0
33 Curriculum	0	0	0	0	0	0	0	0	0
35 Pupil Safety	0	0	0	0	0	0	0	0	0
63 Oper Bldg	0	0	0	0	0	0	0	0	0
65 Utilities	0	0	0	0	0	0	0	0	0
68 Insurance	0	0	0	0	0	0	0	0	0
91 Publ Actv	0	0	0	0	0	0	0	0	0
Total	0	0	0	0	0	0	0	0	0

Pullman School District No.267

OBJECTS OF EXPENDITURE

PROGRAM 88 - Early Learning Programs

Activity	(0) Debit Transfer	(1) Credit Transfer	(2) Cert. Salaries	(3) Class. Salaries	(4) Employee Benefits	(5) Supplies / Materials	(7) Purchased Services	(8) Travel	(9) Capital Outlay
21 Supv Inst	0	0	0	0	0	0	0	0	0
24 Guid/Coun	0	0	0	0	0	0	0	0	0
25 Pupil M/S	0	0	0	0	0	0	0	0	0
26 Health	0	0	0	0	0	0	0	0	0
27 Teaching	0	0	0	0	0	0	0	0	0
29 Pmt to SD	0								
31 InstProDev	0	0	0	0	0	0	0	0	0
32 Inst Tech	0	0	0	0	0	0	0	0	0
33 Curriculum	0	0	0	0	0	0	0	0	0
35 Pupil Safety	0	0	0	0	0	0	0	0	0
42 Food	0	0				0	0		
44 Operation	0	0	0	0	0	0	0	0	0
63 Oper Bldg	0	0	0	0	0	0	0	0	0
65 Utilities	0	0	0	0	0	0	0	0	0
68 Insurance	0	0							
91 Publ Actv	0	0	0	0	0	0	0	0	0
Total	0	0	0	0	0	0	0	0	0

Pullman School District No.267

OBJECTS OF EXPENDITURE

PROGRAM 89 - Other Community Services

Activity	(0) Debit Transfer	(1) Credit Transfer	(2) Cert. Salaries	(3) Class. Salaries	(4) Employee Benefits	(5) Supplies / Materials	(7) Purchased Services	(8) Travel	(9) Capital Outlay
21 Supv Inst	0	0	0	0	0	0	0	0	0
27 Teaching	0	0	0	0	0	0	0	0	0
28 Extracur	2,500	0	0	0	0	0	0	0	0
29 Pmt to SD	0	0	0	0	0	0	0	0	0
31 InstProDev	0	0	0	0	0	0	0	0	0
32 Inst Tech	0	0	0	0	0	0	0	0	0
33 Curriculum	0	0	0	0	0	0	0	0	0
42 Food	0	0	0	0	0	0	0	0	0
44 Operation	0	0	0	0	0	0	0	0	0
63 Oper Bldg	0	0	0	0	0	0	0	0	0
65 Utilities	0	0	0	0	0	0	0	0	0
68 Insurance	0	0	0	0	0	0	0	0	0
75 Mtr Pool	0	0	0	0	0	0	0	0	0
91 Publ Actv	13,100	0	0	0	0	0	0	0	0
Total	15,600	0	0	0	0	0	0	0	0

Pullman School District No.267

OBJECTS OF EXPENDITURE

PROGRAM 97 - District-wide Support

Activity	(0) Debit Transfer	(1) Credit Transfer	(2) Cert. Salaries	(3) Class. Salaries	(4) Employee Benefits	(5) Supplies / Materials	(7) Purchased Services	(8) Travel	(9) Capital Outlay
11 Bd of Dir	2,150			13,994	2,015	1,750	227,750	4,000	0
12 Supt Off	3,500		484,878	146,261	149,498	7,200	54,500	15,000	0
13 Busns Off	0		0	418,656	120,541	11,500	65,900	500	0
14 HR	282,756		499	194,504	54,653	1,500	31,600	0	0
15 Pblc Rltn	0		0	0	0	0	0	0	0
25 Pupil M/S	0		0	0	0	0	0	0	0
35 Pupil Safety	0		0	0	0	0	0	0	0
61 Supv Bldg	0		0	0	0	0	0	0	0
62 Grnd Mnt	155,118			78,701	30,117	42,300	4,000	0	0
63 Oper Bldg	1,831,692			1,184,086	539,006	100,500	7,900	200	0
64 Maintnce	1,019,255		0	564,467	212,788	102,000	137,500	500	2,000
65 Utilities	1,469,000		0	0	0	0	1,469,000	0	0
67 Bldg Secu	2,500		0	0	0	0	2,500	0	0
68 Insurance	795,000		0	0	0	0	795,000	0	0
69 Dep Fac Mnt	0		0	0	0	0	0	0	0
72 Info Sys	300		0	518,083	169,001	1,700	244,700	2,500	0
73 Printing	0		0	0	0	0	0	0	0
74 Warehouse	0		0	0	0	0	0	0	0
75 Mtr Pool	0		0	0	0	5,000	11,000	0	0
83 Interest	0						0		
84 Principal	0						0		
85 Debt Expn	0		0				0		0
Total	8,221,198	-16,000	485,377	3,118,752	1,277,619	273,450	3,051,350	22,700	2,000
FTE Program Staff			2.000	39.500					

Pullman School District No.267

OBJECTS OF EXPENDITURE

PROGRAM 98 - School Food Services

Activity	(0) Debit Transfer	(1) Credit Transfer	(2) Cert. Salaries	(3) Class. Salaries	(4) Employee Benefits	(5) Supplies / Materials	(7) Purchased Services	(8) Travel	(9) Capital Outlay
25 Pupil M/S	0	0	0	0	0	0	0	0	0
29 Pmt to SD	0					0			
35 Pupil Safety	0		0	0	0	0	0	0	0
41 Supervision	141,899		0	107,042	34,257	0	600	0	0
42 Food	506,141					506,141	0		
44 Operation	657,149			365,158	249,291		6,700	1,000	0
49 Transfers	-5,000	-5,000							
Total	1,300,189	-5,000	0	472,200	283,548	541,141	7,300	1,000	0
FTE Program Staff				7.578					

Pullman School District No.267

OBJECTS OF EXPENDITURE

PROGRAM 99 - Pupil Transportation

Activity	(0) Debit Transfer	(1) Credit Transfer	(2) Cert. Salaries	(3) Class. Salaries	(4) Employee Benefits	(5) Supplies / Materials	(7) Purchased Services	(8) Travel	(9) Capital Outlay
25 Pupil M/S	88,455	0	0	55,304	33,151	0	0	0	0
29 Pmt to SD	0						0		
35 Pupil Safety	0		0	0	0	0	0	0	0
51 Supervision	176,383		0	128,564	38,119	0	9,700	0	0
52 Operation	1,111,660		0	633,188	357,322	112,500	8,150	500	0
53 Maintenance	167,140		0	91,155	31,985	40,000	3,500	500	0
56 Insurance	48,000						48,000		
58 Remote Learning Operations	0		0	0	0	0	0		
59 Transfers	-180,000	-180,000							
Total	1,411,638	-180,000	0	908,211	460,577	152,500	69,350	1,000	0
FTE Program Staff				11.053					

Pullman School District No.267
SALARY EXHIBITS -- CERTIFICATED EMPLOYEES

PROGRAM 01 - Basic Education

ACTIVITY CODE	TITLE OF POSITION	FTE 1/ 3/	HIGH ANNUAL RATE	LOW ANNUAL RATE	AVERAGE ANNUAL RATE	TOTAL ANNUAL SALARY 2/	ANNUAL STATE SALARY	ANNUAL LOCAL SALARY
01-21-120	DEPUTY/ASSISTANT SUPERINTENDENT	0.600	192,699	192,699	192,698.33	115,619	115,619	0
01-21-122	DEPUTY/ASST. SUPERINTENDENT SUPPLEMENTAL DAYS & HOURS	0.000	0	0	0.00	5,208	5,208	0
01-21-401	OTHER SUPPORT PERSONNEL SUPPLEMENTAL NOT TIME	0.000	0	0	0.00	6,124	0	6,124
ACTIVITY CODE 21 TOTAL		0.600				126,951	120,827	6,124
01-22-002	SUBSTITUTE PAY	0.000	0	0	0.00	326	0	326
01-22-410	LIBRARY MEDIA SPECIALIST	1.000	83,654	83,654	83,654.00	83,654	0	83,654
01-22-412	LIBRARY MEDIA SPECIALIST SUPPLEMENTAL DAYS & HOURS	0.000	0	0	0.00	4,647	0	4,647
ACTIVITY CODE 22 TOTAL		1.000				88,627	0	88,627
01-23-004	VACATION PAYOFF	0.000	0	0	0.00	25,012	0	25,011
01-23-210	ELEMENTARY PRINCIPAL	5.000	176,957	151,653	165,501.40	827,507	827,507	0
01-23-212	ELEMENTARY PRINCIPAL SUPPLEMENTAL DAYS & HOURS	0.000	0	0	0.00	15,395	0	15,395
01-23-220	ELEMENTARY VICE PRINCIPAL	2.000	157,862	125,595	141,728.50	283,457	125,595	157,862
01-23-222	ELEMENTARY VICE PRINCIPAL SUPPLEMENTAL DAYS & HOURS	0.000	0	0	0.00	5,274	0	5,274
01-23-230	SECONDARY PRINCIPAL	1.000	162,974	162,974	162,974.00	162,974	162,974	0
01-23-232	SECONDARY PRINCIPAL SUPPLEMENTAL DAYS & HOURS	0.000	0	0	0.00	12,495	0	12,495
01-23-240	SECONDARY VICE PRINCIPAL	1.900	164,225	110,184	140,297.89	266,566	140,380	126,186
ACTIVITY CODE 23 TOTAL		9.900				1,598,680	1,256,456	342,223
01-24-420	COUNSELOR	7.306	110,184	70,866	90,462.22	660,917	660,917	0
01-24-422	COUNSELOR SUPPLEMENTAL DAYS & HOURS	0.000	0	0	0.00	33,430	0	33,429
ACTIVITY CODE 24 TOTAL		7.306				694,347	660,917	33,429
01-26-490	BEHAVIOR ANALYST	0.172	86,668	86,668	86,779.07	14,926	14,926	0
ACTIVITY CODE 26 TOTAL		0.172				14,926	14,926	0

Pullman School District No.267
SALARY EXHIBITS -- CERTIFICATED EMPLOYEES

PROGRAM 01 - Basic Education

ACTIVITY CODE	TITLE OF POSITION	FTE 1/ 3/	HIGH ANNUAL RATE	LOW ANNUAL RATE	AVERAGE ANNUAL RATE	TOTAL ANNUAL SALARY 2/	ANNUAL STATE SALARY	ANNUAL LOCAL SALARY
01-27-001	SICK LEAVE	0.000	0	0	0.00	99,995	0	99,993
01-27-002	SUBSTITUTE PAY	0.000	0	0	0.00	264,989	89,841	175,148
01-27-004	VACATION PAYOFF	0.000	0	0	0.00	99,993	0	99,993
01-27-005	OTHER SALARY ITEMS	0.000	0	0	0.00	46,003	0	46,003
01-27-310	ELEMENTARY HOMEROOM TEACHER	69.000	110,184	59,246	87,922.62	6,066,661	6,066,661	0
01-27-320	SECONDARY TEACHER	47.700	110,184	70,866	98,359.06	4,691,727	4,292,331	399,396
01-27-322	SECONDARY TEACHER SUPPLEMENTAL DAYS & HOURS	0.000	0	0	0.00	27,846	0	27,846
01-27-340	ELEMENTARY SPECIALIST TEACHER	8.000	110,184	70,626	96,657.00	773,256	377,223	396,033
01-27-342	ELEMENTARY SPECIALIST TEACHER SUPPLEMENTAL DAYS & HOURS	0.000	0	0	0.00	2,206	0	2,206
ACTIVITY CODE 27 TOTAL		124.700				12,072,676	10,826,056	1,246,618
01-28-002	SUBSTITUTE PAY	0.000	0	0	0.00	9,294	0	9,294
01-28-005	OTHER SALARY ITEMS	0.000	0	0	0.00	1,997	0	1,997
01-28-311	ELEMENTARY HOMEROOM TEACHER SUPPLEMENTAL NOT TIME	0.000	0	0	0.00	24,838	0	24,838
01-28-312	ELEMENTARY HOMEROOM TEACHER SUPPLEMENTAL DAYS & HOURS	0.000	0	0	0.00	17,895	0	17,895
01-28-321	SECONDARY TEACHER SUPPLEMENTAL NOT TIME	0.000	0	0	0.00	152,410	0	152,410
01-28-331	OTHER TEACHER SUPPLEMENTAL NOT TIME	0.000	0	0	0.00	57,855	0	57,855
01-28-510	EXTRACURRICULAR	0.500	164,225	164,225	164,226.00	82,113	0	82,113
01-28-512	EXTRACURRICULAR SUPPLEMENTAL DAYS & HOURS	0.000	0	0	0.00	3,819	0	3,819
ACTIVITY CODE 28 TOTAL		0.500				350,221	0	350,221
01-31-005	OTHER SALARY ITEMS	0.000	0	0	0.00	23,515	16,003	7,498
01-31-312	ELEMENTARY HOMEROOM TEACHER SUPPLEMENTAL DAYS & HOURS	0.000	0	0	0.00	134,815	0	134,815

Pullman School District No.267
SALARY EXHIBITS -- CERTIFICATED EMPLOYEES

PROGRAM 01 - Basic Education

ACTIVITY CODE	TITLE OF POSITION	FTE 1/ 3/	HIGH ANNUAL RATE	LOW ANNUAL RATE	AVERAGE ANNUAL RATE	TOTAL ANNUAL SALARY 2/	ANNUAL STATE SALARY	ANNUAL LOCAL SALARY
01-31-322	SECONDARY TEACHER SUPPLEMENTAL DAYS & HOURS	0.000	0	0	0.00	106,685	0	106,685
01-31-342	ELEMENTARY SPECIALIST TEACHER SUPPLEMENTAL DAYS & HOURS	0.000	0	0	0.00	17,183	0	17,183
01-31-402	OTHER SUPPORT PERSONNEL SUPPLEMENTAL DAYS & HOURS	0.000	0	0	0.00	2,449	0	2,449
01-31-412	LIBRARY MEDIA SPECIALIST SUPPLEMENTAL DAYS & HOURS	0.000	0	0	0.00	1,859	0	1,859
01-31-422	COUNSELOR SUPPLEMENTAL DAYS & HOURS	0.000	0	0	0.00	15,143	0	15,143
01-31-492	BEHAVIOR ANALYST SUPPLEMENTAL DAYS & HOURS	0.000	0	0	0.00	481	0	481
ACTIVITY CODE 31 TOTAL		0.000				302,130	16,003	286,113
01-34-312	ELEMENTARY HOMEROOM TEACHER SUPPLEMENTAL DAYS & HOURS	0.000	0	0	0.00	101,100	101,111	0
01-34-322	SECONDARY TEACHER SUPPLEMENTAL DAYS & HOURS	0.000	0	0	0.00	79,678	79,678	0
01-34-342	ELEMENTARY SPECIALIST TEACHER SUPPLEMENTAL DAYS & HOURS	0.000	0	0	0.00	12,888	12,888	0
01-34-402	OTHER SUPPORT PERSONNEL SUPPLEMENTAL DAYS & HOURS	0.000	0	0	0.00	1,836	1,836	0
01-34-412	LIBRARY MEDIA SPECIALIST SUPPLEMENTAL DAYS & HOURS	0.000	0	0	0.00	1,395	1,395	0
01-34-422	COUNSELOR SUPPLEMENTAL DAYS & HOURS	0.000	0	0	0.00	11,357	11,357	0
01-34-492	BEHAVIOR ANALYST SUPPLEMENTAL DAYS & HOURS	0.000	0	0	0.00	361	361	0
ACTIVITY CODE 34 TOTAL		0.000				208,615	208,626	0
PROGRAM TOTAL		144.178				15,457,173	13,103,811	2,353,355

1/ The number of full-time days per contract year is determined by the district, with a minimum of 180 days. The length of a full work day is determined by the district. To determine partial FTE, divide the part of the day worked by the full day as determined by the district and then multiply the result by the ratio of work days contracted for to 180. No employee can be more than 1.000 FTE. Include state institutions staff.

2/ Except for subtotals and totals, total annual salary must equal FTE times average annual salary rate.

3/ Use three decimal places.

Pullman School District No.267

SALARY EXHIBITS -- CERTIFICATED EMPLOYEES

PROGRAM 02 - Alternative Learning Experience

ACTIVITY CODE	TITLE OF POSITION	FTE 1/ 3/	HIGH ANNUAL RATE	LOW ANNUAL RATE	AVERAGE ANNUAL RATE	TOTAL ANNUAL SALARY 2/	ANNUAL STATE SALARY	ANNUAL LOCAL SALARY
							0	0
							0	0
							0	0

**** NO CERTIFICATED SALARY DATA FOR THIS PROGRAM ****

1/ The number of full-time days per contract year is determined by the district, with a minimum of 180 days. The length of a full work day is determined by the district. To determine partial FTE, divide the part of the day worked by the full day as determined by the district and then multiply the result by the ratio of work days contracted for to 180. No employee can be more than 1.000 FTE. Include state institutions staff.

2/ Except for subtotals and totals, total annual salary must equal FTE times average annual salary rate.

3/ Use three decimal places.

Pullman School District No.267

SALARY EXHIBITS -- CERTIFICATED EMPLOYEES

PROGRAM 03 - Basic Education - Dropout Reengagement

ACTIVITY CODE	TITLE OF POSITION	FTE 1/ 3/	HIGH ANNUAL RATE	LOW ANNUAL RATE	AVERAGE ANNUAL RATE	TOTAL ANNUAL SALARY 2/	ANNUAL STATE SALARY	ANNUAL LOCAL SALARY
							0	0
							0	0
							0	0

**** NO CERTIFICATED SALARY DATA FOR THIS PROGRAM ****

1/ The number of full-time days per contract year is determined by the district, with a minimum of 180 days. The length of a full work day is determined by the district. To determine partial FTE, divide the part of the day worked by the full day as determined by the district and then multiply the result by the ratio of work days contracted for to 180. No employee can be more than 1.000 FTE. Include state institutions staff.

2/ Except for subtotals and totals, total annual salary must equal FTE times average annual salary rate.

3/ Use three decimal places.

Pullman School District No.267
SALARY EXHIBITS -- CERTIFICATED EMPLOYEES

PROGRAM 21 - Special Education, Supplemental, State

ACTIVITY CODE	TITLE OF POSITION	FTE 1/ 3/	HIGH ANNUAL RATE	LOW ANNUAL RATE	AVERAGE ANNUAL RATE	TOTAL ANNUAL SALARY 2/	ANNUAL STATE SALARY	ANNUAL LOCAL SALARY
21-21-120	DEPUTY/ASSISTANT SUPERINTENDENT	0.400	192,699	192,699	192,700.00	77,080	77,080	0
21-21-122	DEPUTY/ASST. SUPERINTENDENT SUPPLEMENTAL DAYS & HOURS	0.000	0	0	0.00	3,472	3,472	0
21-21-130	OTHER DISTRICT ADMINISTRATOR	1.000	135,844	135,844	135,844.00	135,844	135,844	0
21-21-132	OTHER DISTRICT ADMINISTRATOR SUPPLEMENTAL DAYS & HOURS	0.000	0	0	0.00	2,527	2,527	0
ACTIVITY CODE 21 TOTAL		1.400				218,923	218,923	0
21-26-430	OCCUPATIONAL THERAPIST	1.000	82,009	82,009	82,009.00	82,009	82,009	0
21-26-432	OCCUPATIONAL THERAPIST SUPPLEMENTAL DAYS & HOURS	0.000	0	0	0.00	1,820	1,822	0
21-26-450	COMMUNICATIONS DISORDER SPECIALIST	4.806	110,184	73,173	91,717.23	440,793	440,793	0
21-26-452	COMMUNICATIONS DISORDER SPEC SUPPLEMENTAL DAYS & HOURS	0.000	0	0	0.00	9,806	9,806	0
21-26-460	PSYCHOLOGIST	3.500	110,184	78,495	101,130.00	353,955	353,955	0
21-26-462	PSYCHOLOGIST SUPPLEMENTAL DAYS & HOURS	0.000	0	0	0.00	9,832	9,832	0
21-26-490	BEHAVIOR ANALYST	0.172	86,668	86,668	86,779.07	14,926	14,926	0
ACTIVITY CODE 26 TOTAL		9.478				913,141	913,143	0
21-27-002	SUBSTITUTE PAY	0.000	0	0	0.00	25,011	25,012	0
21-27-005	OTHER SALARY ITEMS	0.000	0	0	0.00	4,003	4,003	0
21-27-330	OTHER TEACHER	17.000	110,184	59,246	80,980.12	1,376,662	1,376,662	0
21-27-332	OTHER TEACHER SUPPLEMENTAL DAYS & HOURS	0.000	0	0	0.00	53,537	53,537	0
ACTIVITY CODE 27 TOTAL		17.000				1,459,213	1,459,214	0
21-31-005	OTHER SALARY ITEMS	0.000	0	0	0.00	1,499	1,498	0
21-31-332	OTHER TEACHER SUPPLEMENTAL DAYS & HOURS	0.000	0	0	0.00	30,592	30,592	0
21-31-432	OCCUPATIONAL THERAPIST SUPPLEMENTAL DAYS & HOURS	0.000	0	0	0.00	1,822	1,822	0

Pullman School District No.267
SALARY EXHIBITS -- CERTIFICATED EMPLOYEES

PROGRAM 21 - Special Education, Supplemental, State

ACTIVITY CODE	TITLE OF POSITION	FTE 1/ 3/	HIGH ANNUAL RATE	LOW ANNUAL RATE	AVERAGE ANNUAL RATE	TOTAL ANNUAL SALARY 2/	ANNUAL STATE SALARY	ANNUAL LOCAL SALARY
21-31-452	COMMUNICATIONS DISORDER SPEC SUPPLEMENTAL DAYS & HOURS	0.000	0	0	0.00	10,164	10,164	0
21-31-462	PSYCHOLOGIST SUPPLEMENTAL DAYS & HOURS	0.000	0	0	0.00	7,866	7,866	0
21-31-492	BEHAVIOR ANALYST SUPPLEMENTAL DAYS & HOURS	0.000	0	0	0.00	481	481	0
ACTIVITY CODE 31 TOTAL		0.000				52,424	52,423	0
21-34-332	OTHER TEACHER SUPPLEMENTAL DAYS & HOURS	0.000	0	0	0.00	22,944	22,944	0
21-34-432	OCCUPATIONAL THERAPIST SUPPLEMENTAL DAYS & HOURS	0.000	0	0	0.00	1,367	1,367	0
21-34-452	COMMUNICATIONS DISORDER SPEC SUPPLEMENTAL DAYS & HOURS	0.000	0	0	0.00	7,623	7,623	0
21-34-462	PSYCHOLOGIST SUPPLEMENTAL DAYS & HOURS	0.000	0	0	0.00	5,899	5,899	0
21-34-492	BEHAVIOR ANALYST SUPPLEMENTAL DAYS & HOURS	0.000	0	0	0.00	361	361	0
ACTIVITY CODE 34 TOTAL		0.000				38,194	38,194	0
PROGRAM TOTAL		27.878				2,681,895	2,681,897	0

1/ The number of full-time days per contract year is determined by the district, with a minimum of 180 days. The length of a full work day is determined by the district. To determine partial FTE, divide the part of the day worked by the full day as determined by the district and then multiply the result by the ratio of work days contracted for to 180. No employee can be more than 1.000 FTE. Include state institutions staff.

2/ Except for subtotals and totals, total annual salary must equal FTE times average annual salary rate.

3/ Use three decimal places.

Pullman School District No.267
SALARY EXHIBITS -- CERTIFICATED EMPLOYEES

PROGRAM 24 - Special Education, Supplemental, Federal

ACTIVITY CODE	TITLE OF POSITION	FTE 1/ 3/	HIGH ANNUAL RATE	LOW ANNUAL RATE	AVERAGE ANNUAL RATE	TOTAL ANNUAL SALARY 2/	ANNUAL STATE SALARY	ANNUAL LOCAL SALARY
24-27-002	SUBSTITUTE PAY	0.000	0	0	0.00	6,000	6,000	0
24-27-330	OTHER TEACHER	4.000	78,691	62,308	71,892.50	287,570	287,570	0
24-27-332	OTHER TEACHER SUPPLEMENTAL DAYS & HOURS	0.000	0	0	0.00	11,183	11,183	0
ACTIVITY CODE 27 TOTAL		4.000				304,753	304,753	0
24-31-332	OTHER TEACHER SUPPLEMENTAL DAYS & HOURS	0.000	0	0	0.00	11,184	11,183	0
ACTIVITY CODE 31 TOTAL		0.000				11,184	11,183	0
PROGRAM TOTAL		4.000				315,937	315,936	0

1/ The number of full-time days per contract year is determined by the district, with a minimum of 180 days. The length of a full work day is determined by the district. To determine partial FTE, divide the part of the day worked by the full day as determined by the district and then multiply the result by the ratio of work days contracted for to 180. No employee can be more than 1.000 FTE. Include state institutions staff.

2/ Except for subtotals and totals, total annual salary must equal FTE times average annual salary rate.

3/ Use three decimal places.

Pullman School District No.267

SALARY EXHIBITS -- CERTIFICATED EMPLOYEES

PROGRAM 31 - Vocational, Basic, State

ACTIVITY CODE	TITLE OF POSITION	FTE 1/ 3/	HIGH ANNUAL RATE	LOW ANNUAL RATE	AVERAGE ANNUAL RATE	TOTAL ANNUAL SALARY 2/	ANNUAL STATE SALARY	ANNUAL LOCAL SALARY
31-21-252	OTHER SCHOOL ADMINISTRATOR SUPPLEMENTAL DAYS & HOURS	0.000	0	0	0.00	1,224	1,224	0
ACTIVITY CODE 21 TOTAL		0.000				1,224	1,224	0
31-27-002	SUBSTITUTE PAY	0.000	0	0	0.00	15,001	15,001	0
31-27-005	OTHER SALARY ITEMS	0.000	0	0	0.00	499	499	0
31-27-320	SECONDARY TEACHER	7.600	110,184	61,525	96,507.24	733,455	733,455	0
31-27-322	SECONDARY TEACHER SUPPLEMENTAL DAYS & HOURS	0.000	0	0	0.00	67,829	67,829	0
ACTIVITY CODE 27 TOTAL		7.600				816,784	816,784	0
31-31-322	SECONDARY TEACHER SUPPLEMENTAL DAYS & HOURS	0.000	0	0	0.00	15,366	15,364	0
ACTIVITY CODE 31 TOTAL		0.000				15,366	15,364	0
31-34-322	SECONDARY TEACHER SUPPLEMENTAL DAYS & HOURS	0.000	0	0	0.00	11,522	11,523	0
ACTIVITY CODE 34 TOTAL		0.000				11,522	11,523	0
PROGRAM TOTAL		7.600				844,896	844,895	0

1/ The number of full-time days per contract year is determined by the district, with a minimum of 180 days. The length of a full work day is determined by the district. To determine partial FTE, divide the part of the day worked by the full day as determined by the district and then multiply the result by the ratio of work days contracted for to 180. No employee can be more than 1.000 FTE. Include state institutions staff.

2/ Except for subtotals and totals, total annual salary must equal FTE times average annual salary rate.

3/ Use three decimal places.

Pullman School District No.267
SALARY EXHIBITS -- CERTIFICATED EMPLOYEES

PROGRAM 34 - Middle School Career and Technical Education, State

ACTIVITY CODE	TITLE OF POSITION	FTE 1/ 3/	HIGH ANNUAL RATE	LOW ANNUAL RATE	AVERAGE ANNUAL RATE	TOTAL ANNUAL SALARY 2/	ANNUAL STATE SALARY	ANNUAL LOCAL SALARY
34-27-002	SUBSTITUTE PAY	0.000	0	0	0.00	4,500	4,500	0
34-27-005	OTHER SALARY ITEMS	0.000	0	0	0.00	499	499	0
34-27-320	SECONDARY TEACHER	2.000	99,057	99,057	99,057.00	198,114	198,114	0
34-27-322	SECONDARY TEACHER SUPPLEMENTAL DAYS & HOURS	0.000	0	0	0.00	11,006	11,006	0
ACTIVITY CODE 27 TOTAL		2.000				214,119	214,119	0
34-31-322	SECONDARY TEACHER SUPPLEMENTAL DAYS & HOURS	0.000	0	0	0.00	4,402	4,403	0
ACTIVITY CODE 31 TOTAL		0.000				4,402	4,403	0
34-34-322	SECONDARY TEACHER SUPPLEMENTAL DAYS & HOURS	0.000	0	0	0.00	3,302	3,302	0
ACTIVITY CODE 34 TOTAL		0.000				3,302	3,302	0
PROGRAM TOTAL		2.000				221,823	221,824	0

1/ The number of full-time days per contract year is determined by the district, with a minimum of 180 days. The length of a full work day is determined by the district. To determine partial FTE, divide the part of the day worked by the full day as determined by the district and then multiply the result by the ratio of work days contracted for to 180. No employee can be more than 1.000 FTE. Include state institutions staff.

2/ Except for subtotals and totals, total annual salary must equal FTE times average annual salary rate.

3/ Use three decimal places.

Pullman School District No.267

SALARY EXHIBITS -- CERTIFICATED EMPLOYEES

PROGRAM 38 - Vocational, Federal

ACTIVITY CODE	TITLE OF POSITION	FTE 1/ 3/	HIGH ANNUAL RATE	LOW ANNUAL RATE	AVERAGE ANNUAL RATE	TOTAL ANNUAL SALARY 2/	ANNUAL STATE SALARY	ANNUAL LOCAL SALARY
							0	0
							0	0
							0	0

**** NO CERTIFICATED SALARY DATA FOR THIS PROGRAM ****

1/ The number of full-time days per contract year is determined by the district, with a minimum of 180 days. The length of a full work day is determined by the district. To determine partial FTE, divide the part of the day worked by the full day as determined by the district and then multiply the result by the ratio of work days contracted for to 180. No employee can be more than 1.000 FTE. Include state institutions staff.

2/ Except for subtotals and totals, total annual salary must equal FTE times average annual salary rate.

3/ Use three decimal places.

Pullman School District No.267
SALARY EXHIBITS -- CERTIFICATED EMPLOYEES

PROGRAM 51 - Disadvantaged (formerly Remediation) ESEA Disadvantaged, Federal

ACTIVITY CODE	TITLE OF POSITION	FTE 1/ 3/	HIGH ANNUAL RATE	LOW ANNUAL RATE	AVERAGE ANNUAL RATE	TOTAL ANNUAL SALARY 2/	ANNUAL STATE SALARY	ANNUAL LOCAL SALARY
51-27-005	OTHER SALARY ITEMS	0.000	0	0	0.00	499	499	0
51-27-330	OTHER TEACHER	3.000	110,184	81,170	98,952.00	296,856	296,856	0
ACTIVITY CODE 27 TOTAL		3.000				297,355	297,355	0
51-31-332	OTHER TEACHER SUPPLEMENTAL DAYS & HOURS	0.000	0	0	0.00	11,544	11,544	0
ACTIVITY CODE 31 TOTAL		0.000				11,544	11,544	0
PROGRAM TOTAL		3.000				308,899	308,899	0

1/ The number of full-time days per contract year is determined by the district, with a minimum of 180 days. The length of a full work day is determined by the district. To determine partial FTE, divide the part of the day worked by the full day as determined by the district and then multiply the result by the ratio of work days contracted for to 180. No employee can be more than 1.000 FTE. Include state institutions staff.

2/ Except for subtotals and totals, total annual salary must equal FTE times average annual salary rate.

3/ Use three decimal places.

Pullman School District No.267

SALARY EXHIBITS -- CERTIFICATED EMPLOYEES

PROGRAM 52 - Other Title Grants under ESEA-Federal

ACTIVITY CODE	TITLE OF POSITION	FTE 1/ 3/	HIGH ANNUAL RATE	LOW ANNUAL RATE	AVERAGE ANNUAL RATE	TOTAL ANNUAL SALARY 2/	ANNUAL STATE SALARY	ANNUAL LOCAL SALARY
52-31-311	ELEMENTARY HOMEROOM TEACHER SUPPLEMENTAL NOT TIME	0.000	0	0	0.00	17,750	17,750	0
52-31-321	SECONDARY TEACHER SUPPLEMENTAL NOT TIME	0.000	0	0	0.00	11,000	11,000	0
52-31-331	OTHER TEACHER SUPPLEMENTAL NOT TIME	0.000	0	0	0.00	3,000	3,000	0
52-31-400	OTHER SUPPORT PERSONNEL	0.500	110,184	110,184	110,184.00	55,092	55,092	0
ACTIVITY CODE 31 TOTAL		0.500				86,842	86,842	0
PROGRAM TOTAL		0.500				86,842	86,842	0

1/ The number of full-time days per contract year is determined by the district, with a minimum of 180 days. The length of a full work day is determined by the district. To determine partial FTE, divide the part of the day worked by the full day as determined by the district and then multiply the result by the ratio of work days contracted for to 180. No employee can be more than 1.000 FTE. Include state institutions staff.

2/ Except for subtotals and totals, total annual salary must equal FTE times average annual salary rate.

3/ Use three decimal places.

Pullman School District No.267

SALARY EXHIBITS -- CERTIFICATED EMPLOYEES

PROGRAM 55 - Learning Assistance Program (LAP), State

ACTIVITY CODE	TITLE OF POSITION	FTE 1/ 3/	HIGH ANNUAL RATE	LOW ANNUAL RATE	AVERAGE ANNUAL RATE	TOTAL ANNUAL SALARY 2/	ANNUAL STATE SALARY	ANNUAL LOCAL SALARY
55-26-490	BEHAVIOR ANALYST	2.344	86,668	60,768	72,813.57	170,675	170,675	0
ACTIVITY CODE 26 TOTAL		2.344				170,675	170,675	0
55-27-005	OTHER SALARY ITEMS	0.000	0	0	0.00	999	998	0
55-27-330	OTHER TEACHER	4.900	110,184	73,965	86,007.96	421,439	421,439	0
ACTIVITY CODE 27 TOTAL		4.900				422,438	422,437	0
55-31-005	OTHER SALARY ITEMS	0.000	0	0	0.00	5,002	5,002	0
55-31-332	OTHER TEACHER SUPPLEMENTAL DAYS & HOURS	0.000	0	0	0.00	9,073	9,073	0
55-31-492	BEHAVIOR ANALYST SUPPLEMENTAL DAYS & HOURS	0.000	0	0	0.00	3,975	3,975	0
ACTIVITY CODE 31 TOTAL		0.000				18,050	18,050	0
55-34-332	OTHER TEACHER SUPPLEMENTAL DAYS & HOURS	0.000	0	0	0.00	7,641	7,641	0
55-34-492	BEHAVIOR ANALYST SUPPLEMENTAL DAYS & HOURS	0.000	0	0	0.00	2,981	2,981	0
ACTIVITY CODE 34 TOTAL		0.000				10,622	10,622	0
PROGRAM TOTAL		7.244				621,785	621,784	0

1/ The number of full-time days per contract year is determined by the district, with a minimum of 180 days. The length of a full work day is determined by the district. To determine partial FTE, divide the part of the day worked by the full day as determined by the district and then multiply the result by the ratio of work days contracted for to 180. No employee can be more than 1.000 FTE. Include state institutions staff.

2/ Except for subtotals and totals, total annual salary must equal FTE times average annual salary rate.

3/ Use three decimal places.

Pullman School District No.267
SALARY EXHIBITS -- CERTIFICATED EMPLOYEES

PROGRAM 58 - Special and Pilot Programs, State

ACTIVITY CODE	TITLE OF POSITION	FTE 1/ 3/	HIGH ANNUAL RATE	LOW ANNUAL RATE	AVERAGE ANNUAL RATE	TOTAL ANNUAL SALARY 2/	ANNUAL STATE SALARY	ANNUAL LOCAL SALARY
58-27-311	ELEMENTARY HOMEROOM TEACHER SUPPLEMENTAL NOT TIME	0.000	0	0	0.00	45,598	45,598	0
58-27-321	SECONDARY TEACHER SUPPLEMENTAL NOT TIME	0.000	0	0	0.00	58,626	58,626	0
58-27-341	ELEMENTARY SPECIALIST TEACHER SUPPLEMENTAL NOT TIME	0.000	0	0	0.00	6,514	6,514	0
58-27-401	OTHER SUPPORT PERSONNEL SUPPLEMENTAL NOT TIME	0.000	0	0	0.00	6,514	6,514	0
ACTIVITY CODE 27 TOTAL		0.000				117,252	117,252	0
PROGRAM TOTAL		0.000				117,252	117,252	0

1/ The number of full-time days per contract year is determined by the district, with a minimum of 180 days. The length of a full work day is determined by the district. To determine partial FTE, divide the part of the day worked by the full day as determined by the district and then multiply the result by the ratio of work days contracted for to 180. No employee can be more than 1.000 FTE. Include state institutions staff.

2/ Except for subtotals and totals, total annual salary must equal FTE times average annual salary rate.

3/ Use three decimal places.

Pullman School District No.267

SALARY EXHIBITS -- CERTIFICATED EMPLOYEES

PROGRAM 64 - Limited English Proficiency, Federal

ACTIVITY CODE	TITLE OF POSITION	FTE 1/ 3/	HIGH ANNUAL RATE	LOW ANNUAL RATE	AVERAGE ANNUAL RATE	TOTAL ANNUAL SALARY 2/	ANNUAL STATE SALARY	ANNUAL LOCAL SALARY
							0	0
							0	0
							0	0

**** NO CERTIFICATED SALARY DATA FOR THIS PROGRAM ****

1/ The number of full-time days per contract year is determined by the district, with a minimum of 180 days. The length of a full work day is determined by the district. To determine partial FTE, divide the part of the day worked by the full day as determined by the district and then multiply the result by the ratio of work days contracted for to 180. No employee can be more than 1.000 FTE. Include state institutions staff.

2/ Except for subtotals and totals, total annual salary must equal FTE times average annual salary rate.

3/ Use three decimal places.

Pullman School District No.267
SALARY EXHIBITS -- CERTIFICATED EMPLOYEES

PROGRAM 65 - Transitional Bilingual, State

ACTIVITY CODE	TITLE OF POSITION	FTE 1/ 3/	HIGH ANNUAL RATE	LOW ANNUAL RATE	AVERAGE ANNUAL RATE	TOTAL ANNUAL SALARY 2/	ANNUAL STATE SALARY	ANNUAL LOCAL SALARY
65-27-002	SUBSTITUTE PAY	0.000	0	0	0.00	978	978	0
65-27-330	OTHER TEACHER	2.000	103,433	94,841	99,137.00	198,274	198,274	0
ACTIVITY CODE 27 TOTAL		2.000				199,252	199,252	0
65-31-322	SECONDARY TEACHER SUPPLEMENTAL DAYS & HOURS	0.000	0	0	0.00	2,299	2,299	0
65-31-332	OTHER TEACHER SUPPLEMENTAL DAYS & HOURS	0.000	0	0	0.00	2,106	2,108	0
ACTIVITY CODE 31 TOTAL		0.000				4,405	4,407	0
65-34-332	OTHER TEACHER SUPPLEMENTAL DAYS & HOURS	0.000	0	0	0.00	3,305	3,305	0
ACTIVITY CODE 34 TOTAL		0.000				3,305	3,305	0
PROGRAM TOTAL		2.000				206,962	206,964	0

1/ The number of full-time days per contract year is determined by the district, with a minimum of 180 days. The length of a full work day is determined by the district. To determine partial FTE, divide the part of the day worked by the full day as determined by the district and then multiply the result by the ratio of work days contracted for to 180. No employee can be more than 1.000 FTE. Include state institutions staff.

2/ Except for subtotals and totals, total annual salary must equal FTE times average annual salary rate.

3/ Use three decimal places.

Pullman School District No.267

SALARY EXHIBITS -- CERTIFICATED EMPLOYEES

PROGRAM 73 - Summer School

ACTIVITY CODE	TITLE OF POSITION	FTE 1/ 3/	HIGH ANNUAL RATE	LOW ANNUAL RATE	AVERAGE ANNUAL RATE	TOTAL ANNUAL SALARY 2/	ANNUAL STATE SALARY	ANNUAL LOCAL SALARY
73-27-005	OTHER SALARY ITEMS	0.000	0	0	0.00	11,002	0	11,002
ACTIVITY CODE 27 TOTAL		0.000				11,002	0	11,002
PROGRAM TOTAL		0.000				11,002	0	11,002

1/ The number of full-time days per contract year is determined by the district, with a minimum of 180 days. The length of a full work day is determined by the district. To determine partial FTE, divide the part of the day worked by the full day as determined by the district and then multiply the result by the ratio of work days contracted for to 180. No employee can be more than 1.000 FTE. Include state institutions staff.

2/ Except for subtotals and totals, total annual salary must equal FTE times average annual salary rate.

3/ Use three decimal places.

Pullman School District No.267

SALARY EXHIBITS -- CERTIFICATED EMPLOYEES

PROGRAM 74 - Highly Capable

ACTIVITY CODE	TITLE OF POSITION	FTE 1/ 3/	HIGH ANNUAL RATE	LOW ANNUAL RATE	AVERAGE ANNUAL RATE	TOTAL ANNUAL SALARY 2/	ANNUAL STATE SALARY	ANNUAL LOCAL SALARY
74-27-400	OTHER SUPPORT PERSONNEL	0.500	110,184	110,184	110,184.00	55,092	55,092	0
ACTIVITY CODE 27 TOTAL		0.500				55,092	55,092	0
PROGRAM TOTAL		0.500				55,092	55,092	0

1/ The number of full-time days per contract year is determined by the district, with a minimum of 180 days. The length of a full work day is determined by the district. To determine partial FTE, divide the part of the day worked by the full day as determined by the district and then multiply the result by the ratio of work days contracted for to 180. No employee can be more than 1.000 FTE. Include state institutions staff.

2/ Except for subtotals and totals, total annual salary must equal FTE times average annual salary rate.

3/ Use three decimal places.

Pullman School District No.267

SALARY EXHIBITS -- CERTIFICATED EMPLOYEES

PROGRAM 79 - Instructional Programs, Other

ACTIVITY CODE	TITLE OF POSITION	FTE 1/ 3/	HIGH ANNUAL RATE	LOW ANNUAL RATE	AVERAGE ANNUAL RATE	TOTAL ANNUAL SALARY 2/	ANNUAL STATE SALARY	ANNUAL LOCAL SALARY
							0	0
							0	0
							0	0

**** NO CERTIFICATED SALARY DATA FOR THIS PROGRAM ****

1/ The number of full-time days per contract year is determined by the district, with a minimum of 180 days. The length of a full work day is determined by the district. To determine partial FTE, divide the part of the day worked by the full day as determined by the district and then multiply the result by the ratio of work days contracted for to 180. No employee can be more than 1.000 FTE. Include state institutions staff.

2/ Except for subtotals and totals, total annual salary must equal FTE times average annual salary rate.

3/ Use three decimal places.

Pullman School District No.267

SALARY EXHIBITS -- CERTIFICATED EMPLOYEES

PROGRAM 89 - Other Community Services

ACTIVITY CODE	TITLE OF POSITION	FTE 1/ 3/	HIGH ANNUAL RATE	LOW ANNUAL RATE	AVERAGE ANNUAL RATE	TOTAL ANNUAL SALARY 2/	ANNUAL STATE SALARY	ANNUAL LOCAL SALARY
							0	0
							0	0
							0	0

**** NO CERTIFICATED SALARY DATA FOR THIS PROGRAM ****

1/ The number of full-time days per contract year is determined by the district, with a minimum of 180 days. The length of a full work day is determined by the district. To determine partial FTE, divide the part of the day worked by the full day as determined by the district and then multiply the result by the ratio of work days contracted for to 180. No employee can be more than 1.000 FTE. Include state institutions staff.

2/ Except for subtotals and totals, total annual salary must equal FTE times average annual salary rate.

3/ Use three decimal places.

Pullman School District No.267
SALARY EXHIBITS -- CERTIFICATED EMPLOYEES

PROGRAM 97 - District-wide Support

ACTIVITY CODE	TITLE OF POSITION	FTE 1/ 3/	HIGH ANNUAL RATE	LOW ANNUAL RATE	AVERAGE ANNUAL RATE	TOTAL ANNUAL SALARY 2/	ANNUAL STATE SALARY	ANNUAL LOCAL SALARY
97-12-110	SUPERINTENDENT	1.000	228,988	228,988	228,988.00	228,988	228,988	0
97-12-111	SUPERINTENDENT SUPPLEMENTAL NOT TIME	0.000	0	0	0.00	42,580	42,580	0
97-12-112	SUPERINTENDENT SUPPLEMENTAL DAYS & HOURS	0.000	0	0	0.00	10,315	10,315	0
97-12-130	OTHER DISTRICT ADMINISTRATOR	1.000	198,381	198,381	198,381.00	198,381	198,381	0
97-12-132	OTHER DISTRICT ADMINISTRATOR SUPPLEMENTAL DAYS & HOURS	0.000	0	0	0.00	4,614	4,614	0
ACTIVITY CODE 12 TOTAL		2.000				484,878	484,878	0
97-14-005	OTHER SALARY ITEMS	0.000	0	0	0.00	499	499	0
ACTIVITY CODE 14 TOTAL		0.000				499	499	0
PROGRAM TOTAL		2.000				485,377	485,377	0

1/ The number of full-time days per contract year is determined by the district, with a minimum of 180 days. The length of a full work day is determined by the district. To determine partial FTE, divide the part of the day worked by the full day as determined by the district and then multiply the result by the ratio of work days contracted for to 180. No employee can be more than 1.000 FTE. Include state institutions staff.

2/ Except for subtotals and totals, total annual salary must equal FTE times average annual salary rate.

3/ Use three decimal places.

Pullman School District No.267

SALARY EXHIBITS -- CERTIFICATED EMPLOYEES

PROGRAM 98 - School Food Services

ACTIVITY CODE	TITLE OF POSITION	FTE 1/ 3/	HIGH ANNUAL RATE	LOW ANNUAL RATE	AVERAGE ANNUAL RATE	TOTAL ANNUAL SALARY 2/	ANNUAL STATE SALARY	ANNUAL LOCAL SALARY
							0	0
							0	0
							0	0

**** NO CERTIFICATED SALARY DATA FOR THIS PROGRAM ****

1/ The number of full-time days per contract year is determined by the district, with a minimum of 180 days. The length of a full work day is determined by the district. To determine partial FTE, divide the part of the day worked by the full day as determined by the district and then multiply the result by the ratio of work days contracted for to 180. No employee can be more than 1.000 FTE. Include state institutions staff.

2/ Except for subtotals and totals, total annual salary must equal FTE times average annual salary rate.

3/ Use three decimal places.

Pullman School District No.267

SALARY EXHIBITS -- CERTIFICATED EMPLOYEES

PROGRAM 99 - Pupil Transportation

ACTIVITY CODE	TITLE OF POSITION	FTE 1/ 3/	HIGH ANNUAL RATE	LOW ANNUAL RATE	AVERAGE ANNUAL RATE	TOTAL ANNUAL SALARY 2/	ANNUAL STATE SALARY	ANNUAL LOCAL SALARY
							0	0
							0	0
							0	0

**** NO CERTIFICATED SALARY DATA FOR THIS PROGRAM ****

1/ The number of full-time days per contract year is determined by the district, with a minimum of 180 days. The length of a full work day is determined by the district. To determine partial FTE, divide the part of the day worked by the full day as determined by the district and then multiply the result by the ratio of work days contracted for to 180. No employee can be more than 1.000 FTE. Include state institutions staff.

2/ Except for subtotals and totals, total annual salary must equal FTE times average annual salary rate.

3/ Use three decimal places.

Pullman School District No.267
SALARY EXHIBITS -- CLASSIFIED EMPLOYEES

PROGRAM 01 - Basic Education

ACTIVITY CODE	TITLE OF POSITION	FTE 1/ 3/	NUMBER OF HOURS	HIGH HOURLY RATE	LOW HOURLY RATE	AVERAGE HOURLY RATE	TOTAL ANNUAL SALARY 2/	ANNUAL STATE SALARY	ANNUAL LOCAL SALARY
01-21-940	OFFICE/CLERICAL	1.500	3,120.00	42.38	35.29	37.65	117,479	36,702	80,777
ACTIVITY CODE 21 TOTAL		1.500					117,479	36,702	80,777
01-22-002	SUBSTITUTE PAY	0.000	0.00	0.00	0.00	0.00	2,005	0	2,005
01-22-005	OTHER SALARY ITEMS	0.000	0.00	0.00	0.00	0.00	1,996	0	1,996
01-22-910	AIDES	2.704	5,625.00	32.11	30.58	31.85	179,172	179,172	0
ACTIVITY CODE 22 TOTAL		2.704					183,173	179,172	4,001
01-23-002	SUBSTITUTE PAY	0.000	0.00	0.00	0.00	0.00	8,999	0	8,999
01-23-910	AIDES	1.311	2,728.00	31.64	30.35	31.03	84,654	45,562	39,091
01-23-940	OFFICE/CLERICAL	7.582	15,776.00	32.76	29.11	31.29	493,659	493,659	0
ACTIVITY CODE 23 TOTAL		8.893					587,312	539,221	48,090
01-24-940	OFFICE/CLERICAL	0.446	928.00	29.98	29.98	29.98	27,821	27,821	0
ACTIVITY CODE 24 TOTAL		0.446					27,821	27,821	0
01-25-002	SUBSTITUTE PAY	0.000	0.00	0.00	0.00	0.00	8,999	0	8,999
01-25-910	AIDES	2.402	4,996.80	32.11	25.22	28.29	141,355	63,524	77,828
ACTIVITY CODE 25 TOTAL		2.402					150,354	63,524	86,827
01-26-002	SUBSTITUTE PAY	0.000	0.00	0.00	0.00	0.00	1,002	0	1,002
01-26-005	OTHER SALARY ITEMS	0.000	0.00	0.00	0.00	0.00	5,044	0	5,044
01-26-910	AIDES	0.584	1,215.00	27.81	27.81	27.81	33,789	0	33,789
01-26-960	PROFESSIONAL	2.912	6,055.00	56.23	40.65	46.29	280,283	104,354	175,930
ACTIVITY CODE 26 TOTAL		3.496					320,118	104,354	215,765
01-27-001	SICK LEAVE	0.000	0.00	0.00	0.00	0.00	30,008	0	30,008
01-27-002	SUBSTITUTE PAY	0.000	0.00	0.00	0.00	0.00	7,996	0	7,997
01-27-004	VACATION PAYOFF	0.000	0.00	0.00	0.00	0.00	7,995	0	7,995

Pullman School District No.267
SALARY EXHIBITS -- CLASSIFIED EMPLOYEES

PROGRAM 01 - Basic Education

ACTIVITY CODE	TITLE OF POSITION	FTE 1/ 3/	NUMBER OF HOURS	HIGH HOURLY RATE	LOW HOURLY RATE	AVERAGE HOURLY RATE	TOTAL ANNUAL SALARY 2/	ANNUAL STATE SALARY	ANNUAL LOCAL SALARY
01-27-005	OTHER SALARY ITEMS	0.000	0.00	0.00	0.00	0.00	1,502	0	1,502
01-27-910	AIDES	2.047	4,258.80	33.75	25.22	28.74	122,385	59,219	63,166
ACTIVITY CODE 27 TOTAL		2.047					169,886	59,219	110,668
01-28-005	OTHER SALARY ITEMS	0.000	0.00	0.00	0.00	0.00	22,039	0	22,041
01-28-963	PROFESSIONAL NOT TIME	0.000	0.00	0.00	0.00	0.00	275,349	0	275,349
ACTIVITY CODE 28 TOTAL		0.000					297,388	0	297,390
01-31-005	OTHER SALARY ITEMS	0.000	0.00	0.00	0.00	0.00	6,009	0	6,009
ACTIVITY CODE 31 TOTAL		0.000					6,009	0	6,009
PROGRAM TOTAL		21.488					1,859,540	1,010,013	849,527

1/ A full-time equivalent is considered to be 2080 hours. When less than 2080 hours, divide the amount of hours by 2080 to determine FTE. No employee can be more than 1.000 FTE. Include state institutions and vocationally-technical staff.

2/ Except for subtotals and totals, total annual salary must equal the number of hours times the average hourly rate of pay.

3/ Use three decimal places.

Pullman School District No.267
SALARY EXHIBITS -- CLASSIFIED EMPLOYEES

PROGRAM 02 - Alternative Learning Experience

ACTIVITY CODE	TITLE OF POSITION	FTE 1/ 3/	NUMBER OF HOURS	HIGH HOURLY RATE	LOW HOURLY RATE	AVERAGE HOURLY RATE	TOTAL ANNUAL SALARY 2/	ANNUAL STATE SALARY	ANNUAL LOCAL SALARY
**** NO CLASSIFIED SALARY DATA FOR THIS PROGRAM ****									
							0	0	0
							0	0	0
							0	0	0

1/ A full-time equivalent is considered to be 2080 hours. When less than 2080 hours, divide the amount of hours by 2080 to determine FTE. No employee can be more than 1.000 FTE. Include state institutions and vocationally-technical staff.

2/ Except for subtotals and totals, total annual salary must equal the number of hours times the average hourly rate of pay.

3/ Use three decimal places.

Pullman School District No.267
 SALARY EXHIBITS -- CLASSIFIED EMPLOYEES

PROGRAM 03 - Basic Education - Dropout Reengagement

ACTIVITY CODE	TITLE OF POSITION	FTE 1/ 3/	NUMBER OF HOURS	HIGH HOURLY RATE	LOW HOURLY RATE	AVERAGE HOURLY RATE	TOTAL ANNUAL SALARY 2/	ANNUAL STATE SALARY	ANNUAL LOCAL SALARY
**** NO CLASSIFIED SALARY DATA FOR THIS PROGRAM ****									
							0	0	0
							0	0	0
							0	0	0

- 1/ A full-time equivalent is considered to be 2080 hours. When less than 2080 hours, divide the amount of hours by 2080 to determine FTE. No employee can be more than 1.000 FTE. Include state institutions and vocationally-technical staff.
- 2/ Except for subtotals and totals, total annual salary must equal the number of hours times the average hourly rate of pay.
- 3/ Use three decimal places.

Pullman School District No.267
SALARY EXHIBITS -- CLASSIFIED EMPLOYEES

PROGRAM 21 - Special Education, Supplemental, State

ACTIVITY CODE	TITLE OF POSITION	FTE 1/ 3/	NUMBER OF HOURS	HIGH HOURLY RATE	LOW HOURLY RATE	AVERAGE HOURLY RATE	TOTAL ANNUAL SALARY 2/	ANNUAL STATE SALARY	ANNUAL LOCAL SALARY
21-21-940	OFFICE/CLERICAL	1.000	2,080.00	42.38	35.29	38.84	80,777	80,777	0
ACTIVITY CODE 21 TOTAL		1.000					80,777	80,777	0
21-25-002	SUBSTITUTE PAY	0.000	0.00	0.00	0.00	0.00	2,500	2,500	0
21-25-005	OTHER SALARY ITEMS	0.000	0.00	0.00	0.00	0.00	8,006	8,006	0
21-25-910	AIDES	1.404	2,918.52	28.81	25.02	28.46	83,059	83,059	0
21-25-970	SERVICE WORKERS	0.260	540.00	28.34	28.34	28.34	15,304	15,304	0
ACTIVITY CODE 25 TOTAL		1.664					108,869	108,869	0
21-27-002	SUBSTITUTE PAY	0.000	0.00	0.00	0.00	0.00	29,994	29,994	0
21-27-005	OTHER SALARY ITEMS	0.000	0.00	0.00	0.00	0.00	5,003	5,001	0
21-27-910	AIDES	18.267	37,997.28	28.81	25.02	28.12	1,068,513	1,068,513	0
ACTIVITY CODE 27 TOTAL		18.267					1,103,510	1,103,508	0
21-31-005	OTHER SALARY ITEMS	0.000	0.00	0.00	0.00	0.00	5,001	5,001	0
ACTIVITY CODE 31 TOTAL		0.000					5,001	5,001	0
PROGRAM TOTAL		20.931					1,298,157	1,298,155	0

1/ A full-time equivalent is considered to be 2080 hours. When less than 2080 hours, divide the amount of hours by 2080 to determine FTE. No employee can be more than 1.000 FTE. Include state institutions and vocationally-technical staff.

2/ Except for subtotals and totals, total annual salary must equal the number of hours times the average hourly rate of pay.

3/ Use three decimal places.

Pullman School District No.267
SALARY EXHIBITS -- CLASSIFIED EMPLOYEES

PROGRAM 24 - Special Education, Supplemental, Federal

ACTIVITY CODE	TITLE OF POSITION	FTE 1/ 3/	NUMBER OF HOURS	HIGH HOURLY RATE	LOW HOURLY RATE	AVERAGE HOURLY RATE	TOTAL ANNUAL SALARY 2/	ANNUAL STATE SALARY	ANNUAL LOCAL SALARY
24-27-910	AIDES	1.082	2,250.00	28.81	28.81	28.81	64,822	64,823	0
ACTIVITY CODE 27 TOTAL		1.082					64,822	64,823	0
PROGRAM TOTAL		1.082					64,822	64,823	0

1/ A full-time equivalent is considered to be 2080 hours. When less than 2080 hours, divide the amount of hours by 2080 to determine FTE. No employee can be more than 1.000 FTE. Include state institutions and vocationally-technical staff.

2/ Except for subtotals and totals, total annual salary must equal the number of hours times the average hourly rate of pay.

3/ Use three decimal places.

Pullman School District No.267
SALARY EXHIBITS -- CLASSIFIED EMPLOYEES

PROGRAM 31 - Vocational, Basic, State

ACTIVITY CODE	TITLE OF POSITION	FTE 1/ 3/	NUMBER OF HOURS	HIGH HOURLY RATE	LOW HOURLY RATE	AVERAGE HOURLY RATE	TOTAL ANNUAL SALARY 2/	ANNUAL STATE SALARY	ANNUAL LOCAL SALARY
31-23-940	OFFICE/CLERICAL	0.892	1,856.00	32.76	32.76	32.76	60,803	60,803	0
ACTIVITY CODE 23 TOTAL		0.892					60,803	60,803	0
31-27-910	AIDES	0.173	360.00	33.75	33.75	33.75	12,150	12,150	0
ACTIVITY CODE 27 TOTAL		0.173					12,150	12,150	0
PROGRAM TOTAL		1.065					72,953	72,953	0

1/ A full-time equivalent is considered to be 2080 hours. When less than 2080 hours, divide the amount of hours by 2080 to determine FTE. No employee can be more than 1.000 FTE. Include state institutions and vocationally-technical staff.

2/ Except for subtotals and totals, total annual salary must equal the number of hours times the average hourly rate of pay.

3/ Use three decimal places.

Pullman School District No.267
SALARY EXHIBITS -- CLASSIFIED EMPLOYEES

PROGRAM 34 - Middle School Career and Technical Education, State

ACTIVITY CODE	TITLE OF POSITION	FTE 1/ 3/	NUMBER OF HOURS	HIGH HOURLY RATE	LOW HOURLY RATE	AVERAGE HOURLY RATE	TOTAL ANNUAL SALARY 2/	ANNUAL STATE SALARY	ANNUAL LOCAL SALARY
**** NO CLASSIFIED SALARY DATA FOR THIS PROGRAM ****									
							0	0	0
							0	0	0
							0	0	0

- 1/ A full-time equivalent is considered to be 2080 hours. When less than 2080 hours, divide the amount of hours by 2080 to determine FTE. No employee can be more than 1.000 FTE. Include state institutions and vocationally-technical staff.
- 2/ Except for subtotals and totals, total annual salary must equal the number of hours times the average hourly rate of pay.
- 3/ Use three decimal places.

Pullman School District No.267
 SALARY EXHIBITS -- CLASSIFIED EMPLOYEES

PROGRAM 38 - Vocational, Federal

ACTIVITY CODE	TITLE OF POSITION	FTE 1/ 3/	NUMBER OF HOURS	HIGH HOURLY RATE	LOW HOURLY RATE	AVERAGE HOURLY RATE	TOTAL ANNUAL SALARY 2/	ANNUAL STATE SALARY	ANNUAL LOCAL SALARY
**** NO CLASSIFIED SALARY DATA FOR THIS PROGRAM ****									
							0	0	0
							0	0	0
							0	0	0

- 1/ A full-time equivalent is considered to be 2080 hours. When less than 2080 hours, divide the amount of hours by 2080 to determine FTE. No employee can be more than 1.000 FTE. Include state institutions and vocationally-technical staff.
- 2/ Except for subtotals and totals, total annual salary must equal the number of hours times the average hourly rate of pay.
- 3/ Use three decimal places.

Pullman School District No.267
SALARY EXHIBITS -- CLASSIFIED EMPLOYEES

PROGRAM 51 - Disadvantaged (formerly Remediation) ESEA Disadvantaged, Federal

ACTIVITY CODE	TITLE OF POSITION	FTE 1/ 3/	NUMBER OF HOURS	HIGH HOURLY RATE	LOW HOURLY RATE	AVERAGE HOURLY RATE	TOTAL ANNUAL SALARY 2/	ANNUAL STATE SALARY	ANNUAL LOCAL SALARY
51-27-002	SUBSTITUTE PAY	0.000	0.00	0.00	0.00	0.00	5,000	5,001	0
51-27-910	AIDES	2.669	5,549.40	27.81	24.02	26.59	147,564	147,564	0
ACTIVITY CODE 27 TOTAL		2.669					152,564	152,565	0
PROGRAM TOTAL		2.669					152,564	152,565	0

1/ A full-time equivalent is considered to be 2080 hours. When less than 2080 hours, divide the amount of hours by 2080 to determine FTE. No employee can be more than 1.000 FTE. Include state institutions and vocationally-technical staff.

2/ Except for subtotals and totals, total annual salary must equal the number of hours times the average hourly rate of pay.

3/ Use three decimal places.

Pullman School District No.267
SALARY EXHIBITS -- CLASSIFIED EMPLOYEES

PROGRAM 52 - Other Title Grants under ESEA-Federal

ACTIVITY CODE	TITLE OF POSITION	FTE 1/ 3/	NUMBER OF HOURS	HIGH HOURLY RATE	LOW HOURLY RATE	AVERAGE HOURLY RATE	TOTAL ANNUAL SALARY 2/	ANNUAL STATE SALARY	ANNUAL LOCAL SALARY
**** NO CLASSIFIED SALARY DATA FOR THIS PROGRAM ****									
							0	0	0
							0	0	0
							0	0	0

- 1/ A full-time equivalent is considered to be 2080 hours. When less than 2080 hours, divide the amount of hours by 2080 to determine FTE. No employee can be more than 1.000 FTE. Include state institutions and vocationally-technical staff.
- 2/ Except for subtotals and totals, total annual salary must equal the number of hours times the average hourly rate of pay.
- 3/ Use three decimal places.

Pullman School District No.267
SALARY EXHIBITS -- CLASSIFIED EMPLOYEES

PROGRAM 55 - Learning Assistance Program (LAP), State

ACTIVITY CODE	TITLE OF POSITION	FTE 1/ 3/	NUMBER OF HOURS	HIGH HOURLY RATE	LOW HOURLY RATE	AVERAGE HOURLY RATE	TOTAL ANNUAL SALARY 2/	ANNUAL STATE SALARY	ANNUAL LOCAL SALARY
55-27-002	SUBSTITUTE PAY	0.000	0.00	0.00	0.00	0.00	4,990	4,990	0
55-27-910	AIDES	0.922	1,918.80	27.81	27.81	27.81	53,361	53,362	0
ACTIVITY CODE 27 TOTAL		0.922					58,351	58,352	0
PROGRAM TOTAL		0.922					58,351	58,352	0

1/ A full-time equivalent is considered to be 2080 hours. When less than 2080 hours, divide the amount of hours by 2080 to determine FTE. No employee can be more than 1.000 FTE. Include state institutions and vocationally-technical staff.

2/ Except for subtotals and totals, total annual salary must equal the number of hours times the average hourly rate of pay.

3/ Use three decimal places.

Pullman School District No.267
 SALARY EXHIBITS -- CLASSIFIED EMPLOYEES

PROGRAM 58 - Special and Pilot Programs, State

ACTIVITY CODE	TITLE OF POSITION	FTE 1/ 3/	NUMBER OF HOURS	HIGH HOURLY RATE	LOW HOURLY RATE	AVERAGE HOURLY RATE	TOTAL ANNUAL SALARY 2/	ANNUAL STATE SALARY	ANNUAL LOCAL SALARY
58-31-005	OTHER SALARY ITEMS	0.000	0.00	0.00	0.00	0.00	8,993	8,993	0
ACTIVITY CODE 31 TOTAL		0.000					8,993	8,993	0
PROGRAM TOTAL		0.000					8,993	8,993	0

1/ A full-time equivalent is considered to be 2080 hours. When less than 2080 hours, divide the amount of hours by 2080 to determine FTE. No employee can be more than 1.000 FTE. Include state institutions and vocationally-technical staff.

2/ Except for subtotals and totals, total annual salary must equal the number of hours times the average hourly rate of pay.

3/ Use three decimal places.

Pullman School District No.267
 SALARY EXHIBITS -- CLASSIFIED EMPLOYEES

PROGRAM 64 - Limited English Proficiency, Federal

ACTIVITY CODE	TITLE OF POSITION	FTE 1/ 3/	NUMBER OF HOURS	HIGH HOURLY RATE	LOW HOURLY RATE	AVERAGE HOURLY RATE	TOTAL ANNUAL SALARY 2/	ANNUAL STATE SALARY	ANNUAL LOCAL SALARY
**** NO CLASSIFIED SALARY DATA FOR THIS PROGRAM ****									
							0	0	0
							0	0	0
							0	0	0

- 1/ A full-time equivalent is considered to be 2080 hours. When less than 2080 hours, divide the amount of hours by 2080 to determine FTE. No employee can be more than 1.000 FTE. Include state institutions and vocationally-technical staff.
- 2/ Except for subtotals and totals, total annual salary must equal the number of hours times the average hourly rate of pay.
- 3/ Use three decimal places.

Pullman School District No.267
SALARY EXHIBITS -- CLASSIFIED EMPLOYEES

PROGRAM 65 - Transitional Bilingual, State

ACTIVITY CODE	TITLE OF POSITION	FTE 1/ 3/	NUMBER OF HOURS	HIGH HOURLY RATE	LOW HOURLY RATE	AVERAGE HOURLY RATE	TOTAL ANNUAL SALARY 2/	ANNUAL STATE SALARY	ANNUAL LOCAL SALARY
65-27-910	AIDES	1.038	2,160.00	27.81	27.81	27.81	60,070	60,070	0
ACTIVITY CODE 27 TOTAL		1.038					60,070	60,070	0
PROGRAM TOTAL		1.038					60,070	60,070	0

1/ A full-time equivalent is considered to be 2080 hours. When less than 2080 hours, divide the amount of hours by 2080 to determine FTE. No employee can be more than 1.000 FTE. Include state institutions and vocationally-technical staff.

2/ Except for subtotals and totals, total annual salary must equal the number of hours times the average hourly rate of pay.

3/ Use three decimal places.

Pullman School District No.267
 SALARY EXHIBITS -- CLASSIFIED EMPLOYEES

PROGRAM 73 - Summer School

ACTIVITY CODE	TITLE OF POSITION	FTE 1/ 3/	NUMBER OF HOURS	HIGH HOURLY RATE	LOW HOURLY RATE	AVERAGE HOURLY RATE	TOTAL ANNUAL SALARY 2/	ANNUAL STATE SALARY	ANNUAL LOCAL SALARY
**** NO CLASSIFIED SALARY DATA FOR THIS PROGRAM ****									
							0	0	0
							0	0	0
							0	0	0

- 1/ A full-time equivalent is considered to be 2080 hours. When less than 2080 hours, divide the amount of hours by 2080 to determine FTE. No employee can be more than 1.000 FTE. Include state institutions and vocationally-technical staff.
- 2/ Except for subtotals and totals, total annual salary must equal the number of hours times the average hourly rate of pay.
- 3/ Use three decimal places.

Pullman School District No.267
 SALARY EXHIBITS -- CLASSIFIED EMPLOYEES

PROGRAM 74 - Highly Capable

ACTIVITY CODE	TITLE OF POSITION	FTE 1/ 3/	NUMBER OF HOURS	HIGH HOURLY RATE	LOW HOURLY RATE	AVERAGE HOURLY RATE	TOTAL ANNUAL SALARY 2/	ANNUAL STATE SALARY	ANNUAL LOCAL SALARY
**** NO CLASSIFIED SALARY DATA FOR THIS PROGRAM ****									
							0	0	0
							0	0	0
							0	0	0

1/ A full-time equivalent is considered to be 2080 hours. When less than 2080 hours, divide the amount of hours by 2080 to determine FTE. No employee can be more than 1.000 FTE. Include state institutions and vocationally-technical staff.

2/ Except for subtotals and totals, total annual salary must equal the number of hours times the average hourly rate of pay.

3/ Use three decimal places.

Pullman School District No.267
 SALARY EXHIBITS -- CLASSIFIED EMPLOYEES

PROGRAM 79 - Instructional Programs, Other

ACTIVITY CODE	TITLE OF POSITION	FTE 1/ 3/	NUMBER OF HOURS	HIGH HOURLY RATE	LOW HOURLY RATE	AVERAGE HOURLY RATE	TOTAL ANNUAL SALARY 2/	ANNUAL STATE SALARY	ANNUAL LOCAL SALARY
**** NO CLASSIFIED SALARY DATA FOR THIS PROGRAM ****									
							0	0	0
							0	0	0
							0	0	0

1/ A full-time equivalent is considered to be 2080 hours. When less than 2080 hours, divide the amount of hours by 2080 to determine FTE. No employee can be more than 1.000 FTE. Include state institutions and vocationally-technical staff.

2/ Except for subtotals and totals, total annual salary must equal the number of hours times the average hourly rate of pay.

3/ Use three decimal places.

Pullman School District No.267
 SALARY EXHIBITS -- CLASSIFIED EMPLOYEES

PROGRAM 89 - Other Community Services

ACTIVITY CODE	TITLE OF POSITION	FTE 1/ 3/	NUMBER OF HOURS	HIGH HOURLY RATE	LOW HOURLY RATE	AVERAGE HOURLY RATE	TOTAL ANNUAL SALARY 2/	ANNUAL STATE SALARY	ANNUAL LOCAL SALARY
**** NO CLASSIFIED SALARY DATA FOR THIS PROGRAM ****									
							0	0	0
							0	0	0
							0	0	0

- 1/ A full-time equivalent is considered to be 2080 hours. When less than 2080 hours, divide the amount of hours by 2080 to determine FTE. No employee can be more than 1.000 FTE. Include state institutions and vocationally-technical staff.
- 2/ Except for subtotals and totals, total annual salary must equal the number of hours times the average hourly rate of pay.
- 3/ Use three decimal places.

Pullman School District No.267
SALARY EXHIBITS -- CLASSIFIED EMPLOYEES

PROGRAM 97 - District-wide Support

ACTIVITY CODE	TITLE OF POSITION	FTE 1/ 3/	NUMBER OF HOURS	HIGH HOURLY RATE	LOW HOURLY RATE	AVERAGE HOURLY RATE	TOTAL ANNUAL SALARY 2/	ANNUAL STATE SALARY	ANNUAL LOCAL SALARY
97-11-005	OTHER SALARY ITEMS	0.000	0.00	0.00	0.00	0.00	13,994	0	13,994
ACTIVITY CODE 11 TOTAL		0.000					13,994	0	13,994
97-12-005	OTHER SALARY ITEMS	0.000	0.00	0.00	0.00	0.00	494	494	0
97-12-940	OFFICE/CLERICAL	1.500	3,120.00	52.44	35.29	46.72	145,767	109,065	36,702
ACTIVITY CODE 12 TOTAL		1.500					146,261	109,559	36,702
97-13-005	OTHER SALARY ITEMS	0.000	0.00	0.00	0.00	0.00	11,464	494	10,970
97-13-940	OFFICE/CLERICAL	2.500	5,200.00	42.38	36.82	40.16	208,811	88,150	120,661
97-13-990	DIRECTOR/SUPERVISOR	1.000	2,080.00	95.38	95.38	95.38	198,381	198,381	0
ACTIVITY CODE 13 TOTAL		3.500					418,656	287,025	131,631
97-14-005	OTHER SALARY ITEMS	0.000	0.00	0.00	0.00	0.00	8,351	494	7,857
97-14-940	OFFICE/CLERICAL	0.500	1,040.00	42.38	42.38	42.38	44,075	0	44,075
97-14-990	DIRECTOR/SUPERVISOR	1.000	2,080.00	68.31	68.31	68.31	142,078	142,078	0
ACTIVITY CODE 14 TOTAL		1.500					194,504	142,572	51,932
97-62-005	OTHER SALARY ITEMS	0.000	0.00	0.00	0.00	0.00	2,511	0	2,511
97-62-920	CRAFTS/TRADES	1.000	2,080.00	36.63	36.63	36.63	76,190	76,190	0
ACTIVITY CODE 62 TOTAL		1.000					78,701	76,190	2,511
97-63-002	SUBSTITUTE PAY	0.000	0.00	0.00	0.00	0.00	15,004	0	15,002
97-63-005	OTHER SALARY ITEMS	0.000	0.00	0.00	0.00	0.00	10,002	0	10,002
97-63-970	SERVICE WORKERS	20.000	41,600.00	29.59	23.52	27.86	1,159,080	598,603	560,477
ACTIVITY CODE 63 TOTAL		20.000					1,184,086	598,603	585,481
97-64-005	OTHER SALARY ITEMS	0.000	0.00	0.00	0.00	0.00	6,481	2,490	3,993
97-64-920	CRAFTS/TRADES	6.000	12,480.00	36.63	35.14	36.13	450,944	152,381	298,563

Pullman School District No.267
SALARY EXHIBITS -- CLASSIFIED EMPLOYEES

PROGRAM 97 - District-wide Support

ACTIVITY CODE	TITLE OF POSITION	FTE 1/ 3/	NUMBER OF HOURS	HIGH HOURLY RATE	LOW HOURLY RATE	AVERAGE HOURLY RATE	TOTAL ANNUAL SALARY 2/	ANNUAL STATE SALARY	ANNUAL LOCAL SALARY
97-64-990	DIRECTOR/SUPERVISOR	1.000	2,080.00	51.46	51.46	51.46	107,042	0	107,042
ACTIVITY CODE 64 TOTAL		7.000					564,467	154,871	409,598
97-72-005	OTHER SALARY ITEMS	0.000	0.00	0.00	0.00	0.00	2,490	0	2,490
97-72-980	TECHNICAL	4.000	8,320.00	52.44	42.38	44.89	373,515	109,065	264,451
97-72-990	DIRECTOR/SUPERVISOR	1.000	2,080.00	68.31	68.31	68.31	142,078	0	142,078
ACTIVITY CODE 72 TOTAL		5.000					518,083	109,065	409,019
PROGRAM TOTAL		39.500					3,118,752	1,477,885	1,640,868

1/ A full-time equivalent is considered to be 2080 hours. When less than 2080 hours, divide the amount of hours by 2080 to determine FTE. No employee can be more than 1.000 FTE. Include state institutions and vocationally-technical staff.

2/ Except for subtotals and totals, total annual salary must equal the number of hours times the average hourly rate of pay.

3/ Use three decimal places.

Pullman School District No.267
SALARY EXHIBITS -- CLASSIFIED EMPLOYEES

PROGRAM 98 - School Food Services

ACTIVITY CODE	TITLE OF POSITION	FTE 1/ 3/	NUMBER OF HOURS	HIGH HOURLY RATE	LOW HOURLY RATE	AVERAGE HOURLY RATE	TOTAL ANNUAL SALARY 2/	ANNUAL STATE SALARY	ANNUAL LOCAL SALARY
98-41-990	DIRECTOR/SUPERVISOR	1.000	2,080.00	51.46	51.46	51.46	107,042	107,042	0
ACTIVITY CODE 41 TOTAL		1.000					107,042	107,042	0
98-44-002	SUBSTITUTE PAY	0.000	0.00	0.00	0.00	0.00	2,007	2,005	0
98-44-005	OTHER SALARY ITEMS	0.000	0.00	0.00	0.00	0.00	18,995	18,995	0
98-44-970	SERVICE WORKERS	6.578	13,680.00	28.73	20.98	25.16	344,156	344,156	0
ACTIVITY CODE 44 TOTAL		6.578					365,158	365,156	0
PROGRAM TOTAL		7.578					472,200	472,198	0

1/ A full-time equivalent is considered to be 2080 hours. When less than 2080 hours, divide the amount of hours by 2080 to determine FTE. No employee can be more than 1.000 FTE. Include state institutions and vocationally-technical staff.

2/ Except for subtotals and totals, total annual salary must equal the number of hours times the average hourly rate of pay.

3/ Use three decimal places.

Pullman School District No.267
SALARY EXHIBITS -- CLASSIFIED EMPLOYEES

PROGRAM 99 - Pupil Transportation

ACTIVITY CODE	TITLE OF POSITION	FTE 1/ 3/	NUMBER OF HOURS	HIGH HOURLY RATE	LOW HOURLY RATE	AVERAGE HOURLY RATE	TOTAL ANNUAL SALARY 2/	ANNUAL STATE SALARY	ANNUAL LOCAL SALARY
99-25-002	SUBSTITUTE PAY	0.000	0.00	0.00	0.00	0.00	2,005	2,005	0
99-25-005	OTHER SALARY ITEMS	0.000	0.00	0.00	0.00	0.00	803	803	0
99-25-910	AIDES	0.916	1,904.40	27.81	25.22	27.57	52,495	52,495	0
ACTIVITY CODE 25 TOTAL		0.916					55,304	55,303	0
99-51-990	DIRECTOR/SUPERVISOR	1.346	2,800.00	49.48	35.61	45.92	128,564	128,564	0
ACTIVITY CODE 51 TOTAL		1.346					128,564	128,564	0
99-52-002	SUBSTITUTE PAY	0.000	0.00	0.00	0.00	0.00	15,002	15,002	0
99-52-005	OTHER SALARY ITEMS	0.000	0.00	0.00	0.00	0.00	84,995	84,995	0
99-52-950	OPERATORS	7.791	16,200.00	35.61	29.55	32.91	533,191	533,191	0
ACTIVITY CODE 52 TOTAL		7.791					633,188	633,188	0
99-53-005	OTHER SALARY ITEMS	0.000	0.00	0.00	0.00	0.00	3,005	3,005	0
99-53-920	CRAFTS/TRADES	1.000	2,080.00	42.38	42.38	42.38	88,150	88,150	0
ACTIVITY CODE 53 TOTAL		1.000					91,155	91,155	0
PROGRAM TOTAL		11.053					908,211	908,210	0

1/ A full-time equivalent is considered to be 2080 hours. When less than 2080 hours, divide the amount of hours by 2080 to determine FTE. No employee can be more than 1.000 FTE. Include state institutions and vocationally-technical staff.

2/ Except for subtotals and totals, total annual salary must equal the number of hours times the average hourly rate of pay.

3/ Use three decimal places.

Pullman School District No.267

SUMMARY OF GENERAL FUND EXPENDITURES BY OBJECT OF EXPENDITURE

OBJECT OF EXPENDITURE	(1) Actual 2024-2025	(2) % of Total	(3) Budget 2025-2026	(4) % of Total	(5) Budget 2026-2027	(6) % of Total
(0) Debit Transfers	183,381	XXXXX	190,000	XXXXX	201,000	XXXXX
(1) Credit Transfers	-183,381	XXXXX	-190,000	XXXXX	-201,000	XXXXX
(2) Certificated Salaries	20,216,752	46.22	20,460,797	45.94	21,414,935	45.24
(3) Classified Salaries	7,302,336	16.69	7,324,850	16.45	8,074,613	17.06
(4) Employee Benefits and Payroll Taxes	9,945,767	22.74	9,849,959	22.11	10,454,546	22.09
(5) Supplies and Materials	1,765,153	4.04	2,275,962	5.11	2,426,641	5.13
(7) Purchased Services	4,307,118	9.85	4,519,570	10.15	4,822,987	10.19
(8) Travel	102,450	0.23	105,187	0.24	139,670	0.30
(9) Capital Outlay	103,751	0.24	5,000	0.01	2,000	0.00
TOTAL EXPENDITURES	43,743,327	100.00	44,541,325	100.00	47,335,392	100.00

Pullman School District No.267
SUMMARY OF GENERAL FUND EXPENDITURES BY ACTIVITY

	(1) Actual 2024-2025	(2) % of Total	(3) Budget 2025-2026	(4) % of Total	(5) Budget 2026-2027	(6) % of Total
TEACHING ACTIVITIES						
27 Teaching	23,397,819	53.49	24,481,072	54.96	26,166,961	55.28
28 Extracur	1,143,208	2.61	1,042,603	2.34	1,043,810	2.21
29 Pmt to SD	0	0.00	0	0.00	0	0.00
TOTAL TEACHING ACTIVITIES	24,541,027	56.10	25,523,675	57.30	27,210,771	57.49
TEACHING SUPPORT						
22 Lrn Resrc	380,493	0.87	395,321	0.89	416,320	0.88
24 Guid/Coun	899,270	2.06	1,030,972	2.31	976,020	2.06
25 Pupil M/S	459,805	1.05	440,270	0.99	512,939	1.08
26 Health	1,849,142	4.23	1,796,412	4.03	2,133,367	4.51
31 InstProDev	665,853	1.52	700,529	1.57	792,321	1.67
32 Inst Tech	54,454	0.12	283,206	0.64	206,841	0.44
33 Curriculum	225,878	0.52	128,924	0.29	141,159	0.30
34 Prof Lrng St	230,174	0.53	307,344	0.69	318,790	0.67
35 Pupil Safety	0	0.00	0	0.00	0	0.00
TOTAL TEACHING SUPPORT	4,534,895	10.37	5,082,978	11.41	5,497,757	11.61
OTHER SUPPORT ACTIVITIES						
42 Food	549,009	1.26	494,930	1.11	506,141	1.07
44 Operation	669,096	1.53	674,440	1.51	657,149	1.39
49 Transfers	-1,135	0.00	-5,000	-0.01	-5,000	-0.01
52 Operation	988,336	2.26	973,627	2.19	1,111,660	2.35
53 Maintnce	159,589	0.36	161,965	0.36	167,140	0.35
56 Insurance	42,397	0.10	47,000	0.11	48,000	0.10
58 Remote Learning Operations	0	0.00	0	0.00	0	0.00
59 Transfers	-176,012	-0.40	-180,000	-0.40	-180,000	-0.38
62 Grnd Mnt	258,944	0.59	138,800	0.31	155,118	0.33
63 Oper Bldg	1,822,362	4.17	1,778,804	3.99	1,831,692	3.87
64 Maintnce	1,007,364	2.30	974,659	2.19	1,019,255	2.15
65 Utilities	1,352,227	3.09	1,433,800	3.22	1,469,000	3.10
66 E-Rate	225,878	0.52	36,516	0.08	52,221	0.11
67 Bldg Secu	7,500	0.02	5,000	0.01	2,500	0.01
68 Insurance	744,574	1.70	810,000	1.82	795,000	1.68

Pullman School District No.267

SUMMARY OF GENERAL FUND EXPENDITURES BY ACTIVITY

	(1) Actual 2024-2025	(2) % of Total	(3) Budget 2025-2026	(4) % of Total	(5) Budget 2026-2027	(6) % of Total
72 Info Sys	1,061,767	2.43	875,838	1.97	936,284	1.98
73 Printing	0	0.00	0	0.00	0	0.00
74 Warehouse	0	0.00	0	0.00	0	0.00
75 Mtr Pool	-731	0.00	1,500	0.00	0	0.00
83 Interest	0	0.00	0	0.00	0	0.00
84 Principal	0	0.00	0	0.00	0	0.00
85 Debt Expn	0	0.00	0	0.00	0	0.00
91 Publ Actv	7,595	0.02	7,350	0.02	13,100	0.03
TOTAL OTHER SUPPORT ACTIVITIES	8,492,883	19.42	8,229,229	18.48	8,579,260	18.12
UNIT ADMINISTRATION						
23 Princ Off	2,760,365	6.31	2,765,069	6.21	2,965,759	6.27
TOTAL UNIT ADMINISTRATION	2,760,365	6.31	2,765,069	6.21	2,965,759	6.27
CENTRAL ADMINISTRATION						
11 Bd of Dir	240,184	0.55	232,369	0.52	251,659	0.53
12 Supt Off	955,828	2.19	851,350	1.91	860,837	1.82
13 Busns Off	564,582	1.29	585,655	1.31	617,097	1.30
14 HR	277,717	0.63	278,666	0.63	282,756	0.60
15 Pblc Rltn	0	0.00	0	0.00	0	0.00
21 Supv Inst	856,552	1.96	689,552	1.55	751,214	1.59
41 Supervisn	130,776	0.30	131,860	0.30	141,899	0.30
51 Supervisn	140,543	0.32	170,922	0.38	176,383	0.37
61 Supv Bldg	0	0.00	0	0.00	0	0.00
TOTAL CENTRAL ADMINISTRATION	3,166,183	7.24	2,940,374	6.60	3,081,845	6.51
TOTAL EXPENDITURES	43,743,327	100.00	44,541,325	100.00	47,335,392	100.00

Pullman School District No.267

REVENUE WORK SHEET--GENERAL FUND--LOCAL EXCESS LEVIES AND TIMBER EXCISE TAX

Local property tax collections (Account 1100) should include revenue anticipated to be received in cash during the fiscal year. Estimation for the Timber Excise Tax collection (Revenue Account 1500) is necessary to estimate the Net Excess Levy Collection. The Net Excess Levy equals the Excess Levy Amount minus the sum of the Timber Levy.

PART I: LOCAL PROPERTY TAX COLLECTIONS

	(1) Excess Levy Amount	(2) Est. Timber Levy	(3) Net Levy Amount (Col.1 - Col.2)	(4) Collection % 1/ Collection %	(5) Amount Budgeted (Col.3 x Col.4)
Fall 2026	6,300,000	0	6,300,000	42.00	2,646,000
Spring 2027	6,300,000	0	6,300,000	57.00	3,591,000
1100 TOTAL LOCAL TAXES:					6,237,000

PART II: TIMBER EXCISE TAX

	(1) Timber Assessed Valuation /3	(2) \$ Per Thousand /2	(3) Est Timber Levy (Col.1 x Col.2)	(4) Collection %	(5) Amount Budgeted (Col.3 x Col.4)
Fall 2026	0	0.000	0	0.00	XXXXX
Spring 2027	0	0.000	0	100.00	0
1500 TIMBER EXCISE TAXES:					0

- 1/ The fall and spring collection percentages should be based on the most recent three-year history of tax collection percentages.
- 2/ Dollars per thousand is same as dollars per thousand used for excess levy (use a three-decimal rate).
- 3/ Use 50% timber assessed valuation or 80% Assessed Valuation of Timber Roll.

Pullman School District No.267

GENERAL FUND - LONG-TERM FINANCING - CONDITIONAL SALES CONTRACTS AND NOTES 1/

A.	(1) Assets Purchased by CONDITIONAL SALES CONTRACTS (RCW 28A.335.170) in prior years	(2) Length of Contract (months)	(3) Outstanding Balance at Sept 1, 2026	(4) Principal Payments in FY 2026-2027	(5) Interest Payments in FY 2026-2027	(6) Outstanding Balance at Aug 31, 2027 (Col.3-Col.4)
A.	TOTAL		0	0	0	0
B.	Assets to be purchased by CONDITIONAL SALES CONTRACTS AND NOTES in new FY	Length of Contract (months)	Amount of Contract Purchase less Down Pmts 2/	Prin. Pmts. in FY 2026-2027	Interest Payments in FY 2026-2027	Long-Term Financing Rev. Acct 9500 (Col.3)
B.	TOTAL		0	0	0	0
C.	TOTAL for Both Sections (A+B)		0	0	3/	0

- 1/ Please refer to the Accounting Manual for School Districts, Chapter 3, page 24 for further information.
- 2/ Budget expenditure(s) in appropriate program matrix pages.
- 3/ Budget as part of Program 97, Districtwide Support, Activity 83, Other Interest, or Activity 84, Debt Principal, as appropriate.
- 4/ Budget as Other Financing Source in Revenue Account 9500 on page GF4.

Pullman School District No.267
 SUMMARY OF FTE CERTIFICATED AND CLASSIFIED STAFF COUNTS BY ACTIVITY

	(1) No. of FTE Certificated Staff	(2) % to Total	(3) No. of FTE Classified Staff	(4) % to Total
TEACHING ACTIVITIES				
27 Teaching	165.700	82.48	26.198	24.41
28 Extracurricular	0.500	0.25	0.000	0.00
TOTAL TEACHING ACTIVITIES	166.200	82.73	26.198	24.41
TEACHING SUPPORT				
22 Learning Resources	1.000	0.50	2.704	2.52
24 Guidance and Counseling	7.306	3.64	0.446	0.42
25 Pupil Management and Safety	0.000	0.00	4.982	4.64
26 Health/Related Services	11.994	5.97	3.496	3.26
31 InstProDev	0.500	0.25	0.000	0.00
32 Inst Tech	XXXXX	XXXXX	0.000	0.00
33 Curriculum	0.000	0.00	0.000	0.00
34 Professional Learning - State	0.000	0.00	XXXXX	XXXXX
35 Pupil Safety	0.000	0.00	0.000	0.00
TOTAL TEACHING SUPPORT	20.800	10.35	11.628	10.83
OTHER SUPPORT ACTIVITIES				
44 Food Services Operations	XXXXX	XXXXX	6.578	6.13
52 Operations	XXXXX	XXXXX	7.791	7.26
53 Maintenance	XXXXX	XXXXX	1.000	0.93
58 Remote Learning Operations	XXXXX	XXXXX	0.000	0.00
62 Grounds--Maintenance	XXXXX	XXXXX	1.000	0.93
63 Operation of Buildings	XXXXX	XXXXX	20.000	18.63
64 Maintenance	XXXXX	XXXXX	7.000	6.52
65 Utilities	XXXXX	XXXXX	0.000	0.00
67 Building Security	XXXXX	XXXXX	0.000	0.00
72 Information Systems	0.000	0.00	5.000	4.66
73 Printing	0.000	0.00	0.000	0.00
74 Warehousing and Distribution	0.000	0.00	0.000	0.00
75 Motor Pool	0.000	0.00	0.000	0.00
91 Public Activities	0.000	0.00	0.000	0.00
TOTAL OTHER SUPPORT ACTIVITIES	0.000	0.00	48.369	45.07

Pullman School District No.267

SUMMARY OF FTE CERTIFICATED AND CLASSIFIED STAFF COUNTS BY ACTIVITY

	(1) No. of FTE Certificated Staff	(2) % to Total	(3) No. of FTE Classified Staff	(4) % to Total
UNIT ADMINISTRATION				
23 Principal's Office	9.900	4.93	9.785	9.12
TOTAL UNIT ADMINISTRATION	9.900	4.93	9.785	9.12
CENTRAL ADMINISTRATION				
12 Superintendent's Office	2.000	1.00	1.500	1.40
13 Business Office	0.000	0.00	3.500	3.26
14 Human Resources	0.000	0.00	1.500	1.40
15 Public Relations	0.000	0.00	0.000	0.00
21 Supervision - Instruction	2.000	1.00	2.500	2.33
41 Supervision - Nutrition Services	0.000	0.00	1.000	0.93
51 Supervision - Transportation	0.000	0.00	1.346	1.25
61 Supervision - Building	0.000	0.00	0.000	0.00
TOTAL CENTRAL ADMINISTRATION	4.000	1.99	11.346	10.57
TOTAL FTE STAFF	200.900	100.00	107.326	100.00

NOTE: Activities 29, 42, 43, 49, 56, 59, 68, 83, 84, and 85 are not included because there should not be personnel charged to these activities.

Pullman School District No.267
 SUMMARY OF ASSOCIATED STUDENT BODY FUND BUDGET

	(1) Actual 2024-2025	(2) Budget 2025-2026	(3) Budget 2026-2027
REVENUES			
100 General Student Body	130,199	295,555	350,305
200 Athletics	145,651	178,470	239,687
300 Classes	23,122	15,300	51,250
400 Clubs	180,324	130,150	368,761
600 Private Moneys	3,769	7,000	11,500
A. TOTAL REVENUES	483,065	626,475	1,021,503
EXPENDITURES			
100 General Student Body	37,305	251,275	392,602
200 Athletics	198,993	239,057	308,218
300 Classes	14,011	20,640	48,482
400 Clubs	191,057	221,905	432,867
600 Private Moneys	2,571	7,000	11,500
B. TOTAL EXPENDITURES	443,938	739,877	1,193,669
C. UNUSUAL OR INFREQUENT ITEMS - INFLOWS (G.L. 968)	0	0	0
D. UNUSUAL OR INFREQUENT ITEMS - OUTFLOWS (G.L. 538)	0	0	0
E. Net Change in Fund Balance (A-B+C-D)	39,127	-113,402	-172,166
BEGINNING FUND BALANCE			
G.L.810 Restricted for Other Items	0	0	0
G.L.819 Restricted for Fund Purposes	525,766	614,281	538,777
G.L.840 Nonspendable Fund Balance-Inventory & Prepaid Items	0	0	0
G.L.850 Restricted for Uninsured Risks	0	0	0
G.L.870 Committed to Other Purposes	0	0	0
G.L.889 Assigned to Fund Purposes	0	0	0
G.L.890 Unassigned Fund Balance	0	0	0
F. TOTAL BEGINNING FUND BALANCE	525,766	614,281	538,777
G.L.898 Accounting Changes and Error Corrections	XXXXX	XXXXX	XXXXX
ENDING FUND BALANCE			
G.L.810 Restricted for Other Items	0	0	0
G.L.819 Restricted for Fund Purposes	564,894	500,879	366,611
G.L.840 Nonspendable Fund Balance-Inventory & Prepaid Items	0	0	0
G.L.850 Restricted for Uninsured Risks	0	0	0

Pullman School District No.267

SUMMARY OF ASSOCIATED STUDENT BODY FUND BUDGET

	(1) Actual 2024-2025	(2) Budget 2025-2026	(3) Budget 2026-2027
G.L. 870 Committed to Other Purposes	0	0	0
G.L. 889 Assigned to Fund Purposes	0	0	0
G.L. 890 Unassigned Fund Balance	0	0	0
G. TOTAL ENDING FUND BALANCE (E+F)	564,894	500,879	366,611

Pullman School District No.267
 SUMMARY OF DEBT SERVICE FUND BUDGET

	(1) Actual 2024-2025	(2) Budget 2025-2026	(3) Budget 2026-2027
REVENUES AND OTHER FINANCING SOURCES			
1000 Local Taxes	7,029,743	7,087,920	7,236,690
2000 Local Nontax Support	113,458	90,000	90,000
3000 State, General Purpose	0	0	0
5000 Federal, General Purpose	0	0	0
9000 Other Financing Sources	0	0	0
A. TOTAL REVENUES AND OTHER FINANCING SOURCES	7,143,202	7,177,920	7,326,690
EXPENDITURES			
Matured Bond Expenditures	4,680,000	4,625,000	5,000,000
Interest on Bonds	2,560,115	2,335,591	2,111,316
Interfund Loan Interest	0	0	0
Bond Transfer Fees	0	0	0
Arbitrage Rebate	0	0	0
Underwriter's Fees	1,750	10,000	10,000
B. TOTAL EXPENDITURES	7,241,865	6,970,591	7,121,316
C. OTHER FINANCING USES--TRANSFERS OUT (G.I.536)	0	0	0
D. OTHER FINANCING USES (G.I.535)	0	0	0
E. UNUSUAL OR INFREQUENT ITEMS- INFLOWS (G.L. 968)	0	0	0
F. UNUSUAL OR INFREQUENT ITEMS-OUTFLOWS (G.L. 538)	0	0	0
G. NET CHANGE IN FUND BALANCE (A-B-C-D+E-F)	-98,664	207,329	205,374
BEGINNING FUND BALANCE			
G.L.810 Restricted for Other Items	0	0	0
G.L.830 Restricted for Debt Service	3,811,794	3,766,324	3,850,661
G.L.835 Restricted for Arbitrage Rebate	0	0	0
G.L.870 Committed to Other Purposes	0	0	0
G.L.889 Assigned to Fund Purposes	0	0	0
G.L.890 Unassigned Fund Balance	0	0	0
H. TOTAL BEGINNING FUND BALANCE	3,811,794	3,766,324	3,850,661
G.L.898 Accounting Changes and Error Corrections	XXXXX	XXXXX	XXXXX
ENDING FUND BALANCE			
G.L.810 Restricted for Other Items	0	0	0
G.L.830 Restricted for Debt Service	3,713,130	3,973,653	4,056,035

Pullman School District No.267

SUMMARY OF DEBT SERVICE FUND BUDGET

	(1) Actual 2024-2025	(2) Budget 2025-2026	(3) Budget 2026-2027
G.L.835 Restricted for Arbitrage Rebate	0	0	0
G.L.870 Committed to Other Purposes	0	0	0
G.L.889 Assigned to Fund Purposes	0	0	0
G.L.890 Unassigned Fund Balance	0	0	0
I. TOTAL ENDING FUND BALANCE (G+H)	3,713,130	3,973,653	4,056,035

Pullman School District No.267

DEBT SERVICE FUND BUDGET--REVENUES AND OTHER FINANCING SOURCES

	(1) Actual 2024-2025	(2) Budget 2025-2026	(3) Budget 2026-2027
LOCAL TAXES			
1100 Local Property Taxes	7,029,743	7,087,920	7,236,690
1300 Sale of Tax Title Property	0	0	0
1400 Local in lieu of Taxes	0	0	0
1500 Timber Excise Tax	0	0	0
1600 County-Administered Forests	0	0	0
1900 Other Local Taxes	0	0	0
1000 TOTAL LOCAL TAXES	7,029,743	7,087,920	7,236,690
LOCAL SUPPORT NONTAX			
2300 Investment Earnings	113,458	90,000	90,000
2450 Other Interest Earnings	0	0	0
2700 Rentals and Leases	0	0	0
2900 Local Support Nontax, Unassigned	0	0	0
2000 TOTAL LOCAL NONTAX SUPPORT	113,458	90,000	90,000
STATE, GENERAL PURPOSE			
3600 State Forests	0	0	0
3900 Other State General Purpose, Unassigned	0	0	0
3000 TOTAL STATE, GENERAL PURPOSE	0	0	0
FEDERAL, GENERAL PURPOSE			
5200 General Purpose Direct Federal Grants, Unassigned	0	0	0
5300 Impact Aid, Maintenance and Operation	0	0	0
5400 Federal in lieu of Taxes	0	0	0
5500 Federal Forests	0	0	0
5600 Qualified Bond Interest Credit - Federal	0	0	0
5700 Qualified Energy Investment Tax Credits	0	0	0
5000 TOTAL FEDERAL, GENERAL PURPOSE	0	0	0
OTHER FINANCING SOURCES			
9100 Sale of Bonds	0	0	0
9200 Sale of Real Property	0	0	0
9600 Sale of Refunding Bonds	0	0	0
9900 Transfers	0	0	0

Pullman School District No.267

DEBT SERVICE FUND BUDGET--REVENUES AND OTHER FINANCING SOURCES

	(1) Actual 2024-2025	(2) Budget 2025-2026	(3) Budget 2026-2027
9901 Transfers (local resources)	0	0	0
9000 TOTAL OTHER FINANCING SOURCES	0	0	0
TOTAL REVENUES AND OTHER FINANCING SOURCES	7,143,202	7,177,920	7,326,690

Pullman School District No.267

REVENUE WORK SHEET--DEBT SERVICE FUND--LOCAL EXCESS LEVIES AND TIMBER EXCISE TAX

Local property tax collections (Account 1100) should include revenue anticipated to be received in cash during the fiscal year. Estimation for the Timber Excise Tax collection (Revenue Account 1500) is necessary to estimate the Net Excess Levy Collection. The Net Excess Levy equals the Excess Levy Amount minus the sum of the Timber Levy.

PART I: LOCAL PROPERTY TAX COLLECTIONS

	(1) Excess Levy Amount	(2) Est. Timber Levy	(3) Net Levy Amount (Col.1 - Col.2)	(4) Collection % 1/ Collection %	(5) Amount Budgeted (Col.3 x Col.4)
Fall 2026	7,224,000	0	7,224,000	42.00	3,034,080
Spring 2027	7,373,000	0	7,373,000	57.00	4,202,610
1100 TOTAL LOCAL TAXES:					7,236,690

PART II: TIMBER EXCISE TAX

	(1) Timber Assessed Valuation	(2) \$ Per Thousand /2	(3) Est Timber Levy (Col.1 x Col.2)	(4) Collection %	(5) Amount Budgeted (Col.3 x Col.4)
Fall 2026	0	0.000	0	0.00	XXXXX
Spring 2027	0	0.000	0	100.00	0
1500 TIMBER EXCISE TAXES:					0

- 1/ The fall and spring collection percentages should be based on the most recent three-year history of tax collection percentages.
- 2/ Dollars per thousand is same as dollars per thousand used for excess levy (use a three-decimal rate).

Pullman School District No.267
DEBT SERVICE FUND BUDGET DETAIL OF OUTSTANDING BONDS

A. VOTED BONDS

Date of Issue 1/	Amount of Original Issue	Estimated Amount Outstanding September 1,2026
06-08-2016	20,450,000	13,615,000
06-02-2020	9,180,000	9,180,000
06-02-2020	4,960,000	3,345,000
04-19-2023	35,555,000	26,265,000
TOTAL VOTED BONDS	70,145,000	52,405,000

B. NONVOTED BONDS

Date of Issue 1/	Amount of Original Issue	Estimated Amount Outstanding September 1,2026
TOTAL ALL BONDS	70,145,000	52,405,000 2/

1/ Include only bond issues for which debt service costs are included on page DS1. Please list in Sections A and B above the outstanding bond issues in date order, beginning with the earliest issue.
 2/ Total estimated bonds outstanding as of September 1 should agree with County Treasurer's amount outstanding as of June 30, plus estimated July and August issues, less estimated July and August redemption.

Pullman School District No.267

SUMMARY OF CAPITAL PROJECTS FUND BUDGET

	(1) Actual 2024-2025	(2) Budget 2025-2026	(3) Budget 2026-2027
REVENUES AND OTHER FINANCING SOURCES			
1000 Local Taxes	250,491	297,000	297,000
2000 Local Nontax Support	123,744	121,000	421,000
3000 State, General Purpose	0	0	0
4000 State, Special Purpose	0	0	0
5000 Federal, General Purpose	0	0	0
6000 Federal, Special Purpose	0	0	0
7000 Revenues from Other School Districts	0	0	0
8000 Revenues from Other Entities	0	0	0
9000 Other Financing Sources	0	1,200,000	0
A. TOTAL REVENUES AND OTHER FINANCING SOURCES	374,235	1,618,000	718,000
EXPENDITURES			
10 Sites	47,390	1,200,000	290,000
20 Buildings	21,087	2,262,000	3,100,000
30 Equipment	49,860	260,096	337,118
40 Energy	0	0	0
50 Sales and Lease Expenditures	0	0	0
60 Bond Issuance Expenditures	0	4,500	4,500
90 Debt Expenditures	0	0	0
B. TOTAL EXPENDITURES	288,713	3,726,596	3,731,618
C. OTHER FINANCING USES -- TRANSFERS OUT (G.L.536)	0	100,000	100,000
D. OTHER FINANCING USES (G.L.535)	0	0	0
E. UNUSUAL OR INFREQUENT ITEMS-INFLOWS (G.L. 968)	0	0	0
F. UNUSUAL OR INFREQUENT ITEMS-OUTFLOWS (G.L. 538)	0	0	0
G. NET CHANGE IN FUND BALANCE (A-B-C-D+E-F)	85,523	-2,208,596	-3,113,618
BEGINNING FUND BALANCE			
G.L.810 Restricted for Other Items	0	0	0
G.L.825 Restricted for Skill Center	0	0	0
G.L.830 Restricted for Debt Service	0	0	0
G.L.835 Restricted for Arbitrage Rebate	0	0	0
G.L.840 Nonspendable Fund Balance-Inventory & Prepaid Items	0	0	0
G.L.850 Restricted for Uninsured Risks	0	0	0

Pullman School District No.267
 SUMMARY OF CAPITAL PROJECTS FUND BUDGET

	(1) Actual 2024-2025	(2) Budget 2025-2026	(3) Budget 2026-2027
G.L.861 Restricted from Bond Proceeds	1,702,954	4,500	4,500
G.L.862 Committed from Levy Proceeds	30,702	260,096	337,118
G.L.863 Restricted from State Proceeds	0	0	0
G.L.864 Restricted from Federal Proceeds	0	0	0
G.L.865 Restricted from Other Proceeds	0	0	0
G.L.866 Restricted from Impact Fee Proceeds	0	0	0
G.L.867 Restricted from Mitigation Fee Proceeds	0	0	0
G.L.869 Restricted from Undistributed Proceeds	0	0	0
G.L.870 Committed to Other Purposes	0	0	0
G.L.889 Assigned to Fund Purposes	830,803	2,440,919	3,136,342
G.L.890 Unassigned Fund Balance	0	0	0
H. TOTAL BEGINNING FUND BALANCE	2,564,459	2,705,515	3,477,960
G.L.898 Accounting Changes and Error Corrections	XXXXX	XXXXX	XXXXX

ENDING FUND BALANCE

G.L.810 Restricted for Other Items	0	0	0
G.L.825 Restricted for Skill Center	0	0	0
G.L.830 Restricted for Debt Service	0	0	0
G.L.835 Restricted for Arbitrage Rebate	0	0	0
G.L.840 Nonspendable Fund Balance-Inventory & Prepaid Items	0	0	0
G.L.850 Restricted for Uninsured Risks	0	0	0
G.L.861 Restricted from Bond Proceeds	24,883	0	0
G.L.862 Committed from Levy Proceeds	82,831	0	0
G.L.863 Restricted from State Proceeds	1,738,620	0	0
G.L.864 Restricted from Federal Proceeds	0	0	0
G.L.865 Restricted from Other Proceeds	0	0	0
G.L.866 Restricted from Impact Fee Proceeds	0	0	0
G.L.867 Restricted from Mitigation Fee Proceeds	0	0	0
G.L.869 Restricted from Undistributed Proceeds	0	0	0
G.L.870 Committed to Other Purposes	0	0	0
G.L.889 Assigned to Fund Purposes	803,647	496,919	364,342
G.L.890 Unassigned Fund Balance	0	0	0
I. TOTAL ENDING FUND BALANCE (G+H)	2,649,981	496,919	364,342

1/ G.L. 536 is an account that is used to summarize actions for other financing uses--transfers out.

Pullman School District No.267

SUMMARY OF CAPITAL PROJECTS FUND BUDGET

2/ G.L.535 is an account that is used to summarize actions for other financing uses such as long-term financing and debt extinguishments. Nonvoted debts may be serviced in the Debt Service Fund (DSF) rather than in the fund that received the debt proceeds. In order to provide the resources to retire the debt, a transfer is used by the General Fund, Capital Projects Fund, or Transportation Vehicle Fund to transfer resources to the DSF.

Pullman School District No.267
 CAPITAL PROJECTS FUND BUDGET--REVENUES AND OTHER FINANCING SOURCES

	(1) Actual 2024-2025	(2) Budget 2025-2026	(3) Budget 2026-2027
LOCAL TAXES			
1100 Local Property Tax	250,491	297,000	297,000
1300 Sale of Tax Title Property	0	0	0
1400 Local in lieu of Taxes	0	0	0
1500 Timber Excise Tax	0	0	0
1600 County-Administered Forests	0	0	0
1900 Other Local Taxes	0	0	0
1000 TOTAL LOCAL TAXES	250,491	297,000	297,000
LOCAL SUPPORT NONTAX			
2200 Sales of Goods, Supplies, and Services, Unassigned	0	0	0
2300 Investment Earnings	117,744	115,000	115,000
2400 Interfund Loan Interest Earnings	0	0	0
2450 Other Interest Earnings	0	0	0
2500 Gifts and Donations	0	0	250,000
2600 Fines and Damages	0	0	0
2700 Rentals and Leases	6,000	6,000	56,000
2800 Judgement and Settlements	0	0	0
2900 Local Support Nontax, Unassigned	0	0	0
2000 TOTAL LOCAL NONTAX SUPPORT	123,744	121,000	421,000
STATE, GENERAL PURPOSE			
3600 State Forests	0	0	0
3900 Other State General Purpose, Unassigned	0	0	0
3000 TOTAL STATE, GENERAL PURPOSE	0	0	0
STATE, SPECIAL PURPOSE			
4100 Special Purpose, Unassigned	0	0	0
4130 State Matching Funding Assistance, Paid Direct to Districts	0	0	0
4230 State Matching Funding Assistance, Paid Direct to Contractors	0	0	0
4300 Other State Agencies, Unassigned	0	0	0
4330 State Matching Funding Assistance - - Other	0	0	0
4000 TOTAL STATE, SPECIAL PURPOSE	0	0	0
FEDERAL, GENERAL PURPOSE			

Pullman School District No.267

CAPITAL PROJECTS FUND BUDGET--REVENUES AND OTHER FINANCING SOURCES

	(1) Actual 2024-2025	(2) Budget 2025-2026	(3) Budget 2026-2027
5200 General Purpose Direct Federal Grants, Unassigned	0	0	0
5300 Impact Aid, Maintenance and Operation	0	0	0
5400 Federal in lieu of Taxes	0	0	0
5500 Federal Forests	0	0	0
5600 Qualified Bond Interest Credit-Federal	0	0	0
5700 Qualified Energy Investment Tax Credits	0	0	0
5000 TOTAL FEDERAL, GENERAL PURPOSE	0	0	0
FEDERAL, SPECIAL PURPOSE			
6111 Federal Special Purpose-SLFRF	0	0	XXXXX
6112 Federal Special Purpose-ESSER II	0	0	XXXXX
6113 Federal Special Purpose-ESSER III	0	0	XXXXX
6114 Federal Special Purpose ESSER III Learning Loss	0	0	XXXXX
6118 Federal Special Purpose-Reserved G	0	0	XXXXX
6119 Federal Special Purpose-Cares Act - Other	0	0	XXXXX
6140 Impact Aid-Construction	0	0	0
6176 Targeted Assistance ESSER I	0	0	0
6200 Direct Special Purpose Grants	0	0	0
6210 E-Rate	0	0	0
6211 Federal Special Purpose-SLFRF	0	0	XXXXX
6212 Federal Special Purpose-ESSER II	0	0	XXXXX
6213 Federal Special Purpose-ESSER III	0	0	XXXXX
6214 Federal Special Purpose ESSER III Learning Loss	0	0	XXXXX
6218 Federal Special Purpose-Reserved G	0	0	XXXXX
6219 Federal Special Purpose-Cares Act - Other	0	0	XXXXX
6240 Impact Aid-Construction	0	0	0
6276 Targeted Assistance ESSER I	0	0	0
6300 Federal Grants Through Other Agencies, Unassigned	0	0	0
6311 Federal Special Purpose-SLFRF	0	0	XXXXX
6312 Federal Special Purpose-ESSER II	0	0	XXXXX
6313 Federal Special Purpose-ESSER III	0	0	XXXXX
6314 Federal Special Purpose ESSER III Learning Loss	0	0	XXXXX
6318 Federal Special Purpose-Reserved G	0	0	XXXXX
6319 Federal Special Purpose-Cares Act - Other	0	0	XXXXX
6340 Impact Aid-Construction	0	0	0

Pullman School District No.267

CAPITAL PROJECTS FUND BUDGET--REVENUES AND OTHER FINANCING SOURCES

	(1) Actual 2024-2025	(2) Budget 2025-2026	(3) Budget 2026-2027
6376 Targeted Assistance ESSER I	0	0	0
6000 TOTAL FEDERAL, SPECIAL PURPOSE	0	0	0
REVENUES FROM OTHER SCHOOL DISTRICTS			
7100 Program Participation, Unassigned	0	0	0
7000 TOTAL REVENUES FROM OTHER SCHOOL DISTRICTS	0	0	0
REVENUES FROM OTHER ENTITIES			
8100 Governmental Entities	0	0	0
8101 Governmental Entities-Enrichment	0	0	0
8500 Nonfederal ESD	0	0	0
8000 TOTAL REVENUES FROM OTHER ENTITIES	0	0	0
OTHER FINANCING SOURCES			
9100 Sale of Bonds	0	0	0
9200 Sale of Real Property	0	1,200,000	0
9300 Sale of Equipment	0	0	0
9400 Insurance Recoveries	0	0	0
9500 Long-Term Financing	0	0	0
9900 Transfers	0	0	0
9901 Transfers (local resources)	0	0	0
9000 TOTAL OTHER FINANCING SOURCES	0	1,200,000	0
TOTAL REVENUES AND OTHER FINANCING SOURCES	374,235	1,618,000	718,000

Pullman School District No.267

REVENUE WORK SHEET--CAPITAL PROJECTS FUND--LOCAL EXCESS LEVIES AND TIMBER EXCISE TAX

Local property tax collections (Account 1100) should include revenue anticipated to be received in cash during the fiscal year. Estimation for the Timber Excise Tax collection (Revenue Account 1500) is necessary to estimate the Net Excess Levy Collection. The Net Excess Levy equals the Excess Levy Amount minus the sum of the Timber Levy.

PART I: LOCAL PROPERTY TAX COLLECTIONS

	(1) Excess Levy Amount	(2) Est. Timber Levy	(3) Net Levy Amount (Col.1 - Col.2)	(4) Collection % 1/ Collection %	(5) Amount Budgeted (Col.3 x Col.4)
Fall 2026	300,000	0	300,000	42.00	126,000
Spring 2027	300,000	0	300,000	57.00	171,000
1100 TOTAL LOCAL TAXES:					297,000

PART II: TIMBER EXCISE TAX

	(1) Timber Assessed Valuation	(2) \$ Per Thousand /2	(3) Est Timber Levy (Col.1 x Col.2)	(4) Collection %	(5) Amount Budgeted (Col.3 x Col.4)
Fall 2026	0	0.000	0	0.00	XXXXX
Spring 2027	0	0.000	0	100.00	0
1500 TIMBER EXCISE TAXES:					0

- 1/ The fall and spring collection percentages should be based on the most recent three-year history of tax collection percentages.
- 2/ Dollars per thousand is same as dollars per thousand used for excess levy (use a three-decimal rate).

Pullman School District No.267

CAPITAL PROJECTS FUND--PROJECT DESCRIPTION FOR FY 2026-2027

PROJECT DESCRIPTION	(10) Sites	(20) Buildings	(30) Equipment	(35) Instruction Technology	(40) Energy	(50) Sales and Lease Expenditure	(60) Bond Issuance Expenditure	(90) Debt
Turf Grant	250,000	0	0	0	0	0	0	0
New Roofs	0	2,600,000	0	0	0	0	0	0
Building Remodeling	0	500,000	0	0	0	0	0	0
Technology Levy	0	0	237,118	100,000	0	0	0	0
Bond Issuance	0	0	0	0	0	0	4,500	0
Site Improvements	40,000	0	0	0	0	0	0	0
TOTAL EXPENDITURES	290,000	3,100,000	237,118	100,000	0	0	4,500	0

Pullman School District No.267

SALARY EXHIBIT -- CERTIFICATED EMPLOYEES

PROGRAM CP - Capital Projects

ACTIVITY CODE	TITLE OF POSITION	FTE 1/ 3/	HIGH ANNUAL RATE	LOW ANNUAL RATE	AVERAGE ANNUAL RATE	TOTAL ANNUAL SALARY 2/	ANNUAL STATE SALARY	ANNUAL LOCAL SALARY
							0	0
							0	0
							0	0

**** NO CERTIFICATED SALARY DATA FOR THIS PROGRAM ****

1/ The number of full-time days per contract year is determined by the district, with a minimum of 180 days. The length of a full work day is determined by the district. To determine partial FTE, divide the part of the day worked by the full day as determined by the district and then multiply the result by the ratio of work days contracted for to 180. No employee can be more than 1.000 FTE. Include state institutions staff.

2/ Except for subtotals and totals, total annual salary must equal FTE times average annual salary rate.

3/ Use three decimal places.

Pullman School District No.267
 SALARY EXHIBIT -- CLASSIFIED EMPLOYEES

PROGRAM CP - Capital Projects

ACTIVITY CODE	TITLE OF POSITION	FTE 1/ 3/	NUMBER OF HOURS	HIGH HOURLY RATE	LOW HOURLY RATE	AVERAGE HOURLY RATE	TOTAL ANNUAL SALARY 2/	ANNUAL STATE SALARY	ANNUAL LOCAL SALARY
								0	0
								0	0
								0	0

**** NO CLASSIFIED SALARY DATA FOR THIS PROGRAM ****

- 1/ A full-time equivalent is considered to be 2080 hours. When less than 2080 hours, divide the amount of hours by 2080 to determine FTE. No employee can be more than 1.000 FTE. Include state institutions and vocationally-technical staff.
- 2/ Except for subtotals and totals, total annual salary must equal the number of hours times the average hourly rate of pay.
- 3/ Use three decimal places.

Pullman School District No.267
 CAPITAL PROJECTS FUND - LONG-TERM FINANCING - CONDITIONAL SALES CONTRACTS AND NOTES 1/

A.	(1) Assets Purchased by CONDITIONAL SALES CONTRACTS (RCW 28A.335.170) in prior years	(2) Length of Contract (months)	(3) Outstanding Balance at Sept 1, 2026	(4) Principal Payments in FY 2026-2027	(5) Interest Payments in FY 2026-2027	(6) Outstanding Balance at Aug 31, 2027 (Col.3-Col.4)
A.	TOTAL		0	0	0	0
B.	Assets to be purchased by CONDITIONAL SALES CONTRACTS AND NOTES in new FY	Length of Contract (months)	Amount of Contract Purchase less Down Pmts 2/	Prin. Pmts. in FY 2026-2027	Interest Payments in FY 2026-2027	Long-Term Financing Rev. Acct 9500 (Col.3)
B.	TOTAL		0	0	0	0
C.	TOTAL for Both Sections (A+B)		0	3/	0	3/

- 1/ Please refer to the Accounting Manual for School Districts, Chapter 3, page 24 for further information.
- 2/ Budget expenditure(s) in appropriate expenditure type on Page CP6.
- 3/ Budget as part of Expenditure (90) - Debt on Page CP6.
- 4/ Budget as Other Financing Source in Revenue Account No. 9500 on CP3.

Pullman School District No.267
 SUMMARY OF TRANSPORTATION VEHICLE FUND BUDGET

	(1) Actual 2024-2025	(2) Budget 2025-2026	(3) Budget 2026-2027
REVENUES AND OTHER FINANCING SOURCES			
1100 Local Property Tax	0	0	0
1300 Sale of Tax Title Property	0	0	0
1400 Local in lieu of Taxes	0	0	0
1500 Timber Excise Tax	0	0	0
1600 County-Administered Forests	0	0	0
1900 Other Local Taxes	0	0	0
2200 Sales of Goods, Supplies, and Services, Unassigned	3,031	0	0
2300 Investment Earnings	25,140	30,000	30,000
2450 Other Interest Earnings	0	0	0
2500 Gifts and Donations	0	0	0
2600 Fines and Damages	0	0	0
2700 Rentals and Leases	0	0	0
2800 Judgement and Settlements	0	0	0
2900 Local Support Nontax, Unassigned	0	0	0
3600 State Forests	0	0	0
4100 Special Purpose-Unassigned	0	0	0
4300 Other State Agencies-Unassigned	160,916	0	0
4499 Transportation Reimbursement Depreciation	333,601	300,518	279,387
5200 General Purposes Direct Federal Grants-Unassigned	0	0	0
5300 Impact Aid, Maintenance and Operation	0	0	0
5400 Federal in lieu of Taxes	0	0	0
5600 Qualified Bond Interest Credit-Federal	0	0	0
5700 Qualified Energy Investment Tax Credits	0	0	0
6100 Special Purpose-OSPI Unassigned	0	0	0
6200 Direct Special Purpose Grants	0	0	0
6300 Federal Grants Through Other Entities-Unassigned	0	0	0
8100 Governmental Entities	0	0	0
8101 Governmental Entities	0	0	0
8500 NonFederal ESD	0	0	0
9100 Sale of Bonds	0	0	0
9300 Sale of Equipment	0	0	0
9400 Insurance Recoveries	0	0	0

Pullman School District No.267

SUMMARY OF TRANSPORTATION VEHICLE FUND BUDGET

	(1) Actual 2024-2025	(2) Budget 2025-2026	(3) Budget 2026-2027
9500 Long-Term Financing	0	0	0
9901 Transfers (local resources)	0	0	0
A. TOTAL REVENUES, OTHER FINANCING SOURCES (less transfers)	522,687	330,518	309,387
B. 9900 TRANSFERS IN (from the General Fund)	0	0	0
C. TOTAL REVENUES AND OTHER FINANCING SOURCES	522,687	330,518	309,387
EXPENDITURES			
33 Transportation Equipment Purchases	160,916	185,000	630,000
34 Transportation Equipment Major Repair	0	100,000	100,000
43 Transportation Vehicle Energy Audits	0	0	0
44 Transportation Equipment Capital Improvement	0	0	0
61 Bond/Levy Issuance and/or Election	0	0	0
91 Principal - formerly Act 84	0	0	0
92 Interest 1/ - formerly Act. 83	0	0	0
93 Arbitrage Rebate	0	0	0
D. TOTAL EXPENDITURES	160,916	285,000	730,000
E. OTHER FINANCING USES -- TRANSFERS OUT (G.L.536) 2/	0	0	0
F. OTHER FINANCING USES (G.L.535) 3/	0	0	0
G. UNUSUAL OR INFREQUENT ITEMS-INFLOWS (G.L. 968)	0	0	0
H. UNUSUAL OR INFREQUENT ITEMS-OUTFLOWS (G.L. 538)	0	0	0
I. NET CHANGE IN FUND BALANCE (C-D-E-F+G-H)	361,771	45,518	-420,613
BEGINNING FUND BALANCE			
G.L.810 Restricted for Other Items	0	0	0
G.L.819 Restricted for Fund Purposes	651,881	847,828	1,133,015
G.L.830 Restricted for Debt Service	0	0	0
G.L.835 Restricted for Arbitrage Rebate	0	0	0
G.L.850 Restricted for Uninsured Risks	0	0	0
G.L.870 Committed to Other Purposes	0	0	0
G.L.889 Assigned to Fund Purposes	0	0	0
G.L.890 Unassigned Fund Balance	0	0	0
J. TOTAL BEGINNING FUND BALANCE	651,881	847,828	1,133,015
G.L.898 Accounting Changes and Error Corrections	XXXXX	XXXXX	XXXXX
ENDING FUND BALANCE			
G.L.810 Restricted for Other Items	0	0	0

Pullman School District No.267

SUMMARY OF TRANSPORTATION VEHICLE FUND BUDGET

	(1) Actual 2024-2025	(2) Budget 2025-2026	(3) Budget 2026-2027
G.L.819 Restricted for Fund Purposes	1,013,652	893,346	712,402
G.L.830 Restricted for Debt Service	0	0	0
G.L.835 Restricted for Arbitrage Rebate	0	0	0
G.L.850 Restricted for Uninsured Risks	0	0	0
G.L.870 Committed to Other Purposes	0	0	0
G.L.889 Assigned to Fund Purposes	0	0	0
G.L.890 Unassigned Fund Balance	0	0	0
K. TOTAL ENDING FUND BALANCE (I+J)	1,013,652	893,346	712,402

- 1/ Includes interest portion of purchase contracts.
- 2/ G.L. 536 is an account that is used to summarize actions for other financing uses--transfers out.
- 3/ G.L.535 is an account that is used to summarize actions for other financing uses such as long-term financing and debt extinguishments. Nonvoted debts may be serviced in the Debt Service Fund (DSF) rather than in the fund that received the debt proceeds. In order to provide the resources to retire the debt, a transfer is used by the General Fund, Capital Projects Fund, or Transportation Vehicle Fund to transfer out resources to the DSF.

Pullman School District No.267

REVENUE WORK SHEET--TRANSPORTATION VEHICLE FUND--LOCAL EXCESS LEVIES AND TIMBER EXCISE TAX

Local property tax collections (Account 1100) should include revenue anticipated to be received in cash during the fiscal year. Estimation for the Timber Excise Tax collection (Revenue Account 1500) is necessary to estimate the Net Excess Levy Collection. The Net Excess Levy equals the Excess Levy Amount minus the sum of the Timber Levy.

PART I: LOCAL PROPERTY TAX COLLECTIONS

	(1) Excess Levy Amount	(2) Est. Timber Levy	(3) Net Levy Amount (Col.1 - Col.2)	(4) Collection % 1/ Collection %	(5) Amount Budgeted (Col.3 x Col.4)
Fall 2026	0	0	0	0.00	0
Spring 2027	0	0	0	0.00	0
1100 TOTAL LOCAL TAXES:					0

PART II: TIMBER EXCISE TAX

	(1) Timber Assessed Valuation	(2) \$ Per Thousand /2	(3) Est Timber Levy (Col.1 x Col.2)	(4) Collection %	(5) Amount Budgeted (Col.3 x Col.4)
Fall 2026	0	0.000	0	0.00	XXXXX
Spring 2027	0	0.000	0	100.00	0
1500 TIMBER EXCISE TAXES:					0

- 1/ The fall and spring collection percentages should be based on the most recent three-year history of tax collection percentages.
- 2/ Dollars per thousand is same as dollars per thousand used for excess levy (use a three-decimal rate).

Pullman School District No.267
 TRANSPORTATION VEHICLE FUND - LONG-TERM FINANCING - CONDITIONAL SALES CONTRACTS AND NOTES 1/

A.	(1) Assets Purchased by CONDITIONAL SALES CONTRACTS (RCW 28A.335.170) in prior years	(2) Length of Contract (months)	(3) Outstanding Balance at Sept 1, 2026	(4) Principal Payments in FY 2026-2027	(5) Interest Payments in FY 2026-2027	(6) Outstanding Balance at Aug 31, 2027 (Col.3-Col.4)
			0	0	0	0
A.	TOTAL		0	0	0	0
B.	Assets to be purchased by CONDITIONAL SALES CONTRACTS AND NOTES in new FY	Length of Contract (months)	Amount of Contract Purchase less Down Pmts 2/	Prin. Pmts. in FY 2026-2027	Interest Payments in FY 2026-2027	Long-Term Financing Rev. Acct 9500 (Col.3)
			0	0	0	0
B.	TOTAL		0	0	0	0 4/
C.	TOTAL for Both Sections (A+B)		0	0	0 3/	0 3/

- 1/ Please refer to the Accounting Manual for School Districts, Chapter 3, page 24 for further information.
- 2/ Budget expenditures on Page TVF 1 under 34 - Transportation Equipment Major Equipment
- 3/ Budget as part of 91 Principal or 92 Interest, as appropriate.
- 4/ Budget as Other Financing Source in Revenue Account 9500 on Page TVF1.

Pullman School District No. 267

Budget Edit Report

GENERAL FUND	Type	Number	Message	Amount 1	Amount 2
	Informational	1.156	There are expenditures in Program 03, but district has no approved Dropout Reengagement Program	31,755.00	0.00
	Informational	1.601	Expenditures Exceed Revenues by 2% or greater	1.00	0.00
	Informational	1.724	On report GF4, Revenue Account 4165 + 4365; on report GF8, expenditures for Program 65.	281,590.00	375,679.00
	Informational	1.728	On report GF4, Revenue Account 2173; on report GF8, expenditures for Program 73.	5,000.00	12,732.00
	Informational	1.738	On report GF, Revenue Account 2289 + 6189 + 6289 + 6389 + 7189 + 8189; on report GF8, expenditures for Program 89	36,000.00	15,600.00
	Informational	1.801	For Program-Activity-Duty Code [01-26-490], the average salary should be less than the high or equal to or greater than the low.	86,779.06	
	Informational	1.801	For Program-Activity-Duty Code [21-26-490], the average salary should be less than the high or equal to or greater than the low.	86,779.06	

ASSOCIATED STUDENT BODY FUND

Associated Student Body Fund: Cleared all edits

DEBT SERVICE FUND

Debt Service Fund: Cleared all edits

CAPITAL PROJECTS FUND

Capital Projects Fund: Cleared all edits

TRANSPORTATION VEHICLE FUND

Transportation Vehicle Fund: Cleared all edits

Pullman School District No. 267

Revenue Edit Report

Info 300	Revenue Code	F-203 Amount	F-195 Amount	Difference
	1400	0.00	0.00	0.00
	1600	0.00	0.00	0.00
	3100	27,324,310.71	27,324,311.00	-0.29
	3121	824,787.38	824,787.00	0.38
	3600	0.00	0.00	0.00
	4121	5,253,087.81	5,253,088.00	-0.19
	4155	1,001,879.42	1,001,880.00	-0.58
	4165	281,590.21	281,590.00	0.21
	4174	86,486.64	86,487.00	-0.36
	4198	0.00	172,753.00	-172,753.00
	4199	1,253,605.87	1,253,606.00	-0.13
	4499	279,386.79	279,387.00	-0.21
	5400	0.00	0.00	0.00
	Total	36,305,134.83	36,477,889.00	-172,754.17

MESSAGES

Type	Number	Message	F-195 Amount	F-203 Amount
Informational	115	F-195 Revenue Account 4198 (School Food Service) on page GF5 is not equal to Revenue Account 4198, F-203 Output Item S5.	172,753.00	0.00
Informational	601	On F-195, page GF2, Column 3, Total Beginning Fund Balance, is greater than zero. On F-197, Net Cash and Investment Balance for the Year-to-date is less than or greater than the F-195 amount. Variance = \$20,000.	4,750,250.00	3,153,964.56

Pullman School District No. 267

Revenue Edit Report

Type	Number	Message	F-195 Amount	F-197 Amount
Informational	602	On F-195, page TVF1, Column 3, Total Beginning Fund Balance, is greater than zero. On F-197, Net Cash and Investment Balance for the year-to-date is less than or greater than the F-195 amount. Variance = \$5,000.	1,133,015.00	841,141.36
Informational	603	On F-195, page CPL, Column 3, Total Beginning Fund Balance, is greater than zero. On F-197, Net Cash and Investment Balance for the year-to-date is less than or greater than the F-195 amount. Variance = \$1.	3,477,960.00	3,278,244.60
Informational	604	On F-195, page ASB1, Column 3, Beginning Fund Balance, G.L. 819, Restricted to Fund Purposes is greater than zero. On F-197, Net Cash and Investment Balance for the year-to-date is less than or greater than the F-195 amount. Variance = \$20,000.	538,777.00	613,301.76

Account	Item Code	Account Title	Amount
1400	A24	Local In-Lieu-Of Taxes	0.00
3100	M70	Apportionment	27,324,310.71
3121	Z288	Special Education, Gen Apportionment	824,787.38
4121	N7	Special Education	5,253,087.81
4155	071a	Learning Assistance Program	1,001,879.42
4165	Z477	Transitional Bilingual	281,590.21
4174	Z095	Highly Capable	86,486.64
4199	I4	Transportation - Operations	1,253,605.87
4499	J1	Transportation Reimbursement	279,386.79
5400	A27	Federal In-Lieu-of Taxes	0.00
5500	A28	Federal Forest	0.00
n/a	Z109	Skill Center Total	0.00
n/a	200A	Grades 7-8 Vocational Minimum Expenditures	402,358.87
n/a	Z266	Grades 9-12 Vocational Minimum Expenditures	1,419,043.36
n/a	V13	Estimated Next Year LEA	425,189
n/a	TKM49S	Transition to Kindergarten State Funding	0.00

		Total Certified Instructional Staff Units and Salary	1191/1191ED	Other	Total
Total Certified Instructional Staff Units and Salary					
Certificated Instructional Staff (CIS) Units					
School Generated			138.40	10.09	148.49
District Generated			138.40	10.09	148.49
Total					
CIS Salary Allocation			11,383,040.95	830,211.31	12,213,252.26
School Generated			11,383,040.95	830,211.31	12,213,252.26
District Generated					
Total					
Total Certified Administrative Staff Units and Salary					
Certificated Administrative Staff (CAS) Units					
School Generated			7.50	0.77	8.27
District Generated			2.45		2.45
Total			9.96	0.77	10.72
CAS Salary Allocation			915,904.18	93,397.32	1,009,301.50
School Generated			299,481.86		299,481.86
District Generated			1,215,386.04	93,397.32	1,308,783.36
Total					
Total Classified Staff Units and Salary					
Classified Staff (CLS) Units					
School Generated			29.16	3.14	32.30
District Generated			13.82		13.82
Total			42.97	3.14	46.12
Total Classified Staff Units and Salary			1,720,203.31	185,443.29	1,905,646.60
CLS Salary Allocation			815,289.63		815,289.63
School Generated			2,535,492.94	185,443.29	2,720,936.23
District Generated					
Total					

Student Enrollment
Student Enrollment

Item Code	Item Name	Amount
B1	Enroll SpEd 3-PK	45.00
TKB2	Enroll SpEd TK	0.00
B2	Enroll SpEd K-22	385.00
Z271	Enroll K	198.00
A6A1	Enroll 1	198.00
A6A2	Enroll 2	168.00
A6A3	Enroll 3	185.00
A39	Enroll K-3	749.00
A7a	Enroll 4	214.00
A8a5	Enroll 5	235.00
A8a6	Enroll 6	207.00
A40	Enroll 5-6	442.00
A11a7	Enroll 7	178.00
A11a8	Enroll 8	213.00
A12	Enroll 7-8	391.00
A13a9	Enroll 9	211.00
A13a10	Enroll 10	207.00
A13a11	Enroll 11	196.00
A13a12	Enroll 12	165.00
A41	Enroll 9-12	779.00
Z298	Enroll K-8	1,796.00
Z472	Enroll Total Entered	2,575.00
A42	Enroll Total	2,575.00
A14	Enroll ALE K-6	0.00
A14B	Enroll ALE 7-8	0.00
A18	Enroll ALE 9-12	1.50
A16	Enroll Run Start	61.00
A15	Enroll Run Start CTE	1.00
A60	Enroll Program 1418 Reg	3.00
A61	Enroll Program 1418 CTE	0.00
A17	Enroll Total w/ Run Start and Dropout and ALE	2,641.50
Z269	Enroll R&N K	0.00
A43	Enroll R&N 1	0.00
A44	Enroll R&N 2	0.00
A45	Enroll R&N 3	0.00
A46	Enroll R&N K-3	0.00
A5B	Enroll R&N 4	0.00
A47	Enroll R&N 5	0.00
A48	Enroll R&N 6	0.00
A5C	Enroll R&N 5-6	0.00
A62	Enroll TBIP K-6	101.00
A49	Enroll R&N 7	0.00

Student Enrollment
Student Enrollment

Item Code	Item Name	Amount
A50	Enroll R&N 8	0.00
A10	Enroll R&N 7-8	0.00
A63	Enroll TBIP 7-8	17.00
A64	Enroll TBIP 9-12	29.00
Z299	Enroll R&N K-8	0.00
A65	Enroll TBIP Exited	51.00

Other Enrollment

Item Code	Item Name	Amount
E54	Enroll 7-8 CTE	40.00
E55	Enroll 9-12 CTE exp	140.00
E56	Enroll 9-12 CTE prep	0.00
E57	Enroll Skills 9-12	0.00

Other Staff Factors

Item Code	Item Name	Amount
A33rb	Regionalization Base	1,000
A33r	Regionalization	1,000
A33re	Regionalization Experience	0,000
D57	Add BEA CIS	0,000
D58	Add BEA CAS	0,000
502X	Class Size K-3	17,000
126ACIS	SEL CIS Staffing Reduction	0,000
126ACLS	SEL CLS Staffing Reduction	0,000

Estimated Revenues

Enrollment and Headcounts

Item Code	Item Name	Amount
A23	Enroll Fire Dist	0.00
C1	Enroll Total PY for LAP	2,699.02
Z076	LAP PY HiPov Students	696.41
B3	Adj Resident BEA	0.00

Grants, Allocations and Awards

Item Code	Item Name	Amount
B4	State Safety Net	0.00
B5	Home/Hosp Ed Alloc	0.00
B8S	State % for 3121 Calculations	0.25000
B7	Co-op SpEd Alloc Rate	0.00
A34	BEA Reduce/Delay	0.00

Estimated Revenues
Grants, Allocations and Awards

Item Code	Item Name	Amount
F1	HiCap Yes/No	1.00

Levies and Levy Transfers

Item Code	Item Name	Amount
V13	Est NXT Yr LEA	425,189

Transportation Allocation and Depreciation

Item Code	Item Name	Amount
I1	Trans Op Alloc, Excl In-Lieu-of Deprec for Contracting Dists	1,253,605.87
I2	In-Lieu-Of Deprec for Contracting Dists	0.00
J1	Prgm 4499 Alloc Trans Deprec	279,386.79

Estimate of Deductible Revenues

Item Code	Item Name	Amount
A24	1400 Local In-Lieu-of Taxes	0.00
A27	5400 Federal In-Lieu-of Taxes	0.00
Z292	Local Deductible Revenue Sources	0.00
A28	5500 Federal Forests	0.00

Transition To Kindergarten

Item Code	Item Name	Amount
TKZ271	Enroll TTK	0.00

I. Apportionment - Acct 3100
I. Computation for Guaranteed School - Generated Entitlement

Item Code	Amount
A. District-Wide Regionalization	
A33rb	1.000
A33r	1.000
A33re	0.000
B. School Generated - Certificated Instructional Staff (CIS)	
Z344	\$ 10,824,047.39
Z345	\$ 558,993.56
Z346	\$ 11,383,040.95
C. School Generated - Certificated Administrative Staff (CAS)	
Z347	\$ 870,922.18
Z348	\$ 44,982.00
Z349	\$ 915,904.18

Z350	D. School Generated - Classified Staff (CLS) 1. School CLS Salary Maintenance Level [School Generated CLS FTE] * [CLS - Salary Maint] * [Regionalization Base] 29.155 * 56,105.00 * 1.000	\$ 1,635,741.28
Z351	2. School CLS Salary Increase [School Generated CLS FTE] * [CLS - Salary Inc] * [Regionalization] - [School CLS Salary Maint Total] 29.155 * 59,002.00 * 1.000 - 1,635,741.28	\$ 84,462.03
Z352	3. Subtotal School Generated CLS Salary [School CLS Salary Maint Total] + [School CLS Salary Inc Total] 1,635,741.28 + 84,462.03	\$ 1,720,203.31
Z353	E. Other School Generated Entitlements 1. Substitutes [Teachers FTE] * [Substitutes Days] * [Substitutes Rate] 121.582 * 4.000 * 151.86	\$ 73,853.77
Z475	2. Small School District and Remote & Necessary Substitutes [SS RN CIS FTE] * [Teachers %] * [Substitutes Days] * [Substitutes Rate] 0.000 * 0.9170 * 4.000 * 151.86	\$ 0.00

II. Computation for Guaranteed District-Generated Entitlement

Item Code		Amount
Z354	A. District Generated - Facilities, Maintenance, Grounds - Classified Staff (CLS) 1. Facilities Salary Maint Total [Facilities FTE] * [CLS - Salary Maint] * [Regionalization Base] 4.342 * 56,105.00 * 1.000	\$ 243,607.91
Z355	2. Facilities Salary Inc Total [Facilities FTE] * [CLS - Salary Inc] * [Regionalization] - [Facilities Salary Maint Total] 4.342 * 59,002.00 * 1.000 - 243,607.91	\$ 12,578.77
Z356	3. Facilities Salary Total [Facilities Salary Maint Total] + [Facilities Salary Inc Total] 243,607.91 + 12,578.77	\$ 256,186.68

Z357	B. District Generated -- Warehouse, Laborers, Mechanics - Classified Staff (CLS) 1. Warehouse Salary Maint Total [Warehouse FTE] * [CLS - Salary Maint] * [Regionalization Base] 0.795 * 56,105.00 * 1.000	\$	44,603.48
Z358	2. Warehouse Salary Inc Total [Warehouse FTE] * [CLS - Salary Inc] * [Regionalization] - [Warehouse Salary Maint Total] 0.795 * 59,002.00 * 1.000 - 44,603.48	\$	2,303.11
Z359	3. Warehouse Salary Total [Warehouse Salary Maint Total] + [Warehouse Salary Inc Total] 44,603.48 + 2,303.11	\$	46,906.59
Z360	C. District Generated -- Technology - Classified Staff (CLS) 1. Technology Salary Maint Total [Technology FTE] * [CLS - Salary Maint] * [Regionalization Base] 1.504 * 56,105.00 * 1.000	\$	84,381.92
Z361	2. Technology Salary Inc Total [Technology FTE] * [CLS - Salary Inc] * [Regionalization] - [Technology Salary Maint Total] 1.504 * 59,002.00 * 1.000 - 84,381.92	\$	4,357.09
Z362	3. Technology Salary Total [Technology Salary Maint Total] + [Technology Salary Inc Total] 84,381.92 + 4,357.09	\$	88,739.01
Z363	D. Central Administration - Classified Staff (CLS) 1. Central Admin CLS Salary Maint Total [Central Admin CLS FTE] * [CLS - Salary Maint] * [Regionalization Base] 7.177 * 56,105.00 * 1.000	\$	402,665.59
Z364	2. Central Admin CLS Salary Inc Total [Central Admin CLS FTE] * [CLS - Salary Inc] * [Regionalization] - [Central Admin CLS Salary Maint Total] 7.177 * 59,002.00 * 1.000 - 402,665.59	\$	20,791.76
Z365	3. Central Admin CLS Salary Total [Central Admin CLS Salary Maint Total] + [Central Admin CLS Salary Inc Total] 402,665.59 + 20,791.76	\$	423,457.35

Z366	E. Central Admin - Certificated Administrative Staff (CAS) 1. Central Admin CAS Salary Maint Total [Central Admin CAS FTE] * [CAS - Salary Maint] * [Regionalization Base] 2.453 * 116,092.00 * 1.000	\$ 284,773.68
Z367	Central Admin CAS Salary Inc Total [Central Admin CAS FTE] * [CAS - Salary Inc] * [Regionalization] - [Central Admin CAS Salary Maint Total] 2.453 * 122,088.00 * 1.000 - 284,773.68	\$ 14,708.18
Z368	Central Admin CAS Salary Total [Central Admin CAS Salary Maint Total] + [Central Admin CAS Salary Inc Total] 284,773.68 + 14,708.18	\$ 299,481.86

III. Summary and Benefits

Item Code	Amount	
Z344	A. District Staffing Total Salaries 1. School CIS Salary Maint Total [School Generated CIS FTE] * [CIS Biennial Base Sal] * [Regionalization Base] 138.399 * 78,209.00 * 1.000	\$ 10,824,047.39
Z345	School CIS Salary Increase (([School Generated CIS FTE] * [CIS Sal Inc]) * ([Regionalization] + [Regionalization Experience])) - [School CIS Salary Maint Total] ((138.399 * 82,248.00) * (1.000 + 0.000)) - 10,824,047.39	\$ 558,993.56
Z371	Total CAS Salary Maint [Central Admin CAS Salary Maint Total] + [School CAS Salary Maint Total] 284,773.68 + 870,922.18	\$ 1,155,695.86
Z372	Total CAS Salary Inc [Central Admin CAS Salary Inc Total] + [School CAS Salary Inc Total] 14,708.18 + 44,982.00	\$ 59,690.18
Z373	Total CLS Salary Maint [School CLS Salary Maint Total] + [Facilities Salary Maint Total] + [Warehouse Salary Maint Total] + [Technology Salary Maint Total] + [Central Admin CLS Salary Maint Total] 1,635,741.28 + 243,607.91 + 44,603.48 + 84,381.92 + 402,665.59	\$ 2,411,000.18
Z374	Total CLS Salary Increase [School CLS Salary Inc Total] + [Facilities Salary Inc Total] + [Warehouse Salary Inc Total] + [Technology Salary Inc Total] + [Central Admin CLS Salary Inc Total] 84,462.03 + 12,578.77 + 2,303.11 + 4,357.09 + 20,791.76	\$ 124,492.76
Z375	TOTAL Salaries [School CIS Salary Maint Total] + [School CIS Salary Inc Total] + [Total CAS Salary Maint] + [Total CAS Salary Inc] + [Total CLS Salary Maint] + [Total CLS Salary Inc] 10,824,047.39 + 558,993.56 + 1,155,695.86 + 59,690.18 + 2,411,000.18 + 124,492.76	\$ 15,133,919.93

Z376	B. Staff Units Insurance, Payroll Taxes, and Benefits 1. CIS/CAS Insurance Maint Total ([School Generated CIS FTE] + [District Total CAS FTE]) * [Certificated Health Insurance] (138.399 + 9.955) * 15,684.00	\$ 2,326,784.14
Z377	2. CIS/CAS Insurance Inc Total (([School Generated CIS FTE] + [District Total CAS FTE]) * ([Certificated Health Insurance Inc] * [Cert Health Factor])) - [CIS/CAS Insurance Maint Total] (138.399 + 9.955) * (16,488.00 * 1.02)) - 2,326,784.14	\$ 168,197.83
Z378	3. CLS Insurance Maint Total [District Total CLS FTE] * [CLS Health Insurance] 42.973 * 15,684.00	\$ 673,988.53
Z379	4. CLS Insurance Inc Total ([District Total CLS FTE] * [CLS Health Insurance Inc] * [CLS Health Factor]) - [CLS Insurance Maint Total] (42.973 * 16,488.00 * 1.430) - 673,988.53	\$ 339,221.99
Z380	5. CIS/CAS Benefits Maint Total ([School CIS Salary Maint Total] + [Total CAS Salary Maint]) * [CIS/CAS - Benefits Maint] (10,824,047.39 + 1,155,695.86) * 0.16020	\$ 1,919,154.87
Z381	6. CIS/CAS Benefits Inc Total ([School CIS Salary Inc Total] + [Total CAS Salary Inc]) * [CIS/CAS - Benefits Inc] (558,993.56 + 59,690.18) * 0.15390	\$ 95,215.43
Z382	7. CLS Benefits Maint Total [Total CLS Salary Maint] * [CLS - Benefits Maint]	\$ 435,667.73
Z383	8. CLS Benefits Inc Total [Total CLS Salary Inc] * [CLS - Benefits Inc]	\$ 18,325.33
Z384	9. TOTAL Benefits [CIS/CAS Insurance Maint Total] + [CIS/CAS Insurance Inc Total] + [CLS Insurance Maint Total] + [CLS Insurance Inc Total] + [CIS/CAS Benefits Maint Total] + [CIS/CAS Benefits Inc Total] + [CLS Benefits Maint Total] + [CLS Benefits Inc Total] 2,326,784.14 + 168,197.83 + 673,988.53 + 339,221.99 + 1,919,154.87 + 95,215.43 + 435,667.73 + 18,325.33	\$ 5,976,555.85

Z345pd	C. Professional Learning Days - General Apportionment 1. Professional Learning Days Salaries ((([School Generated CIS FTE] * [CIS Sal Inc]) * ([Regionalization] + [Regionalization Experience])) / [School Year Total Days]) * [Prof Learning Days] (((138.399 * 82,248.00) * (1,000 + 0.000)) / 180.00) * 3.00 2. Professional Learning Day - Payroll Tax and Benefits [School CIS PD Salary] * [CIS/CAS - Benefits Inc] 189,717.35 * 0.15390 3. Total General Apportionment Professional Learning Days [School CIS PD Salary] + [CIS PD Benefits] 189,717.35 + 29,197.50	\$ 189,717.35 \$ 29,197.50 \$ 218,914.85
Z385	D. Running Start (Community and Technical College FTEs) 1. Run Start-Reg [Enroll Run Start] * [Run Start - Reg Rate] 61.00 * 10,585.00 2. Run Start-CTE [Enroll Run Start CTE] * [Run Start - CTE Rate] 1.00 * 11,479.00 3. Total Run Start [Run Start-Reg] + [Run Start-CTE] 645,685.00 + 11,479.00	\$ 645,685.00 \$ 11,479.00 \$ 657,164.00
Z389	E. Dropout Reengagement 1. Reengage - Reg [Enroll Program 1418 Reg] * [Run Start - Reg Rate] 3.00 * 10,585.00 2. Reengage - CTE [Enroll Program 1418 CTE] * [Run Start - CTE Rate] 0.00 * 11,479.00 3. Total Reengage [Reengage - Reg] + [Reengage - CTE] 31,755.00 + 0.00	\$ 31,755.00 \$ 0.00 \$ 31,755.00
Z343	F. Alternative Learning Experience Program Funding 1. Enroll K-12 Total ALE ([Enroll ALE K-6] + [Enroll ALE 7-8] + [Enroll ALE 9-12]) * [Run Start - Reg Rate] (0.00 + 0.00 + 1.50) * 10,585.00	\$ 15,877.50

<p>2026-2027 School Year Pullman School District Whitman County</p>	<p>G. Materials, Supplies, and Operating Costs (MSOC) 1. Regular Instruction: Total Allocated MSOC [Regular Students] * [MSOC -Reg Inst per Student] 2,395.00 * 1,656.25 2. Grades 9-12 Additional: Total Allocated MSOC [LabSci Students] * [MSOC 9-12 Additional per Student] 779.00 * 220.43 3. Small School District and Remote & Necessary MSOC enhancement ([SS RN CIS FTE] + [SS RN CAS FTE]) * [MSOC -SSRN] (0.000 + 0.000) * 14,508.80 4. Total GenEd MSOC [Total MSOC -Reg Inst] + [Total MSOC 9-12 Additional] + [Total MSOC -SS RN] 3,966,718.75 + 171,714.97 + 0.00</p>	<p>M8T M16T M91 Z390</p>	<p>3,966,718.75 \$ 171,714.97 \$ 0.00 \$ 4,138,433.72</p>
<p>H. Career & Technical Education and Skills Centers</p>	<p>1. CTE 7-8 Total [CTE 7-8 CIS Salary Total] + [CTE 7-8 CAS Salary Total] + [CTE 7-8 CLS Salary Total] + [CTE 7-8 Insurance/Benefits Total] + [Total MSOC -CTE 7-8] + [CTE 7-8 Substitutes] + [Total Program 34 PD] 184,482.26 + 20,632.87 + 41,301.40 + 97,260.14 + 74,286.80 + 1,267.73 + 3,547.90 2. Grades 9 - 12 Exploratory Career & Technical Education - Total [CTE 9-12 CIS Salary Total] + [CTE 9-12 CAS Salary Total] + [CTE 9-12 CLS Salary Total] + [CTE 9-12 Insurance/Benefits Total] + [Total MSOC CTE 9-12] + [CTE 9-12 Substitutes] + [Total Program 31 PD] 645,729.05 + 72,764.45 + 144,141.89 + 340,350.00 + 260,003.80 + 4,436.74 + 12,418.44 3. Skills Center Total [Skills CIS Salary Total] + [Skills CAS Salary Total] + [Skills CLS Salary Total] + [Skills Insurance/Benefits Total] + [Total MSOC -Skill Center] + [Skills Center Substitutes] + [Total Program 45 PD] 0.00 + 0.00 + 0.00 + 0.00 + 0.00 + 0.00 4. Total Middle School CTE, High School CTE, and Skill Center [CTE 7-8 Total] + [CTE 9-12 Total] + [Skills Center Total] 422,779.10 + 1,479,844.37 + 0.00</p>	<p>Z123 Z137 Z109 144A</p>	<p>\$ 422,779.10 \$ 1,479,844.37 \$ 0.00 \$ 1,902,623.47</p>

IV. Guaranteed Entitlement

Item Code	Amount
A.Totals	
m49	\$ 28,149,098.09
Z457	\$ 10,656.48
Z246	\$ 10,573.56
A24	\$ 0.00
A27	\$ 0.00
Z292	\$ 0.00
A34	\$ 0.00
Z288	\$ 824,787.38
A28	\$ 0.00
Z456	\$ 0.00
M70	\$ 27,324,310.71

1191 SC – Skill Center

Item Code		Amount
Z096	A. Skill Center – Certificated Instructional Staff (CIS) District Total 1. Skill CIS Salary Maint [Skills Center CIS FTE] * [CIS Biennial Base Sal] * [Regionalization Base] 0.000 * 78,209.00 * 1.000 2. Skill CIS Salary Inc (([Skills Center CIS FTE] * [CIS Sal Inc]) * ([Regionalization] + [Regionalization Experience])) - [Skills CIS Salary Maint] ((0.000 * 82,248.00) * (1.000 + 0.000)) - 0.00 3. Skill CIS Salary Total [Skills CIS Salary Maint] + [Skills CIS Salary Inc] 0.00 + 0.00	\$ 0.00 \$ 0.00 \$ 0.00
Z099	B. Skill Center – Certificated Administrative Staff (CAS) 1. Skill CAS Salary Maint [Skills Center CAS FTE] * [CAS - Salary Maint] * [Regionalization Base] 0.000 * 116,092.00 * 1.000	\$ 0.00
Z100	2. Skill CAS Salary Inc [Skills Center CAS FTE] * [CAS - Salary Inc] * [Regionalization] - [Skills CAS Salary Maint]	\$ 0.00
Z101	3. Skill CAS Salary Total [Skills CAS Salary Maint] + [Skills CAS Salary Inc] 0.00 + 0.00	\$ 0.00
111A	C. Skill Center - Classified Staff (CLS) 1. Skill CLS Salary Maint Total [Skills Center CLS FTE] * [CLS - Salary Maint] * [Regionalization Base] 0.000 * 56,105.00 * 1.000	\$ 0.00
110A	2. CAS Salary Increase [Skills Center CLS FTE] * [CLS - Salary Inc] * [Regionalization] - [Skills CLS Salary Maint]	\$ 0.00
112A	3. Subtotal CTE CAS Salary [Skills CLS Salary Maint] + [Skills CLS Salary Inc] 0.00 + 0.00	\$ 0.00

Z102	D. Staff Units Insurance, Payroll Taxes, and Benefits 1. Skill Cert Insurance [Skills Center CIS CAS FTE] * [Certificated Health Insurance] 0.000 * 15,684.00	\$	0.00
Z103	2. Skill Cert Insurance Inc ([Skills Center CIS CAS FTE] * [Certificated Health Insurance Inc] * [Cert Health Factor]) - [Skills Cert Insurance] (0.000 * 16,488.00 * 1.02) - 0.00	\$	0.00
Z104	3. Skill Cert Benefits Maint ([Skills CIS Salary Maint] + [Skills CAS Salary Maint]) * [CIS/CAS - Benefits Maint] (0.00 + 0.00) * 0.16020	\$	0.00
Z105	4. Skill Cert Benefits Inc ([Skills CIS Salary Inc] + [Skills CAS Salary Inc]) * [CIS/CAS - Benefits Inc] (0.00 + 0.00) * 0.15390	\$	0.00
108A	5. Classified Insurance Benefits [Skills Center CLS FTE] * [CLS Health Insurance] 0.000 * 15,684.00	\$	0.00
109A	6. Classified Insurance Benefits - Increase ([Skills Center CLS FTE] * [CLS Health Insurance Inc] * [CLS Health Factor]) - [Skills CLS Insurance] (0.000 * 16,488.00 * 1.430) - 0.00	\$	0.00
107A	7. Classified - Payroll Tax and Benefits [Skills CLS Salary Maint] * [CLS - Benefits Maint] 0.00 * 0.18070	\$	0.00
106A	8. Classified - Payroll Tax and Benefits - Increase [Skills CLS Salary Inc] * [CLS - Benefits Inc] 0.00 * 0.14720	\$	0.00
Z106	9. Skill Insurance/Benefits Total [Skills Cert Insurance] + [Skills Cert Insurance Inc] + [Skills Cert Benefits Maint] + [Skills Cert Benefits Inc] + [Skills CLS Insurance] + [Skills CLS Insurance Inc] + [Skills CLS Benefits Maint] + [Skills CLS Benefits Inc] 0.00 + 0.00 + 0.00 + 0.00 + 0.00 + 0.00 + 0.00 + 0.00	\$	0.00

Z097pd	E. Professional Learning Days - Skill Center 1. Professional Learning Days Salaries (((Skills Center CIS FTE) * [CIS Sal Inc]) * ((Regionalization) + [Regionalization Experience])) / [School Year Total Days] * [Prof Learning Days]	\$	0.00
Z105pd	2. Professional Learning Day - Payroll Tax and Benefits [Skill CIS PD Salary] * [CIS/CAS - Benefits Inc]	\$	0.00
3045pd	3. Total Skill Center Professional Learning Days [Skill CIS PD Salary] + [Skill CIS PD Benefits]	\$	0.00
M40T	F. Materials, Supplies, and Operating Costs (MSOC) 1. Skill Center: Total Allocated MSOC [Enroll Skills 9-12] * [MSOC-Skill Center per Student]	\$	0.00
Z108	2. Skill Center Substitutes [Skills Center Teacher FTE] * [Substitutes Days] * [Substitutes Rate]	\$	0.00
Z109	G. Total 1. Skill Center Total [Skills CIS Salary Total] + [Skills CAS Salary Total] + [Skills CLS Salary Total] + [Skills insurance/Benefits Total] + [Total MSOC-Skill Center] + [Skills Center Substitutes] + [Total Program 45 PD]	\$	0.00

1191 MSCTE

Computation for Guaranteed School-Generated Entitlement (Grades 7 - 8 CTE)

Item Code	Amount
Z110	\$ 175,422.79
Z111	\$ 9,059.47
Z112	\$ 184,482.26
Z113	\$ 19,619.55
Z114	\$ 1,013.32
Z115	\$ 20,632.87
021A	\$ 39,273.50
020A	\$ 2,027.90
022A	\$ 41,301.40

Z116	D. Staff Units Insurance, Payroll Taxes, and Benefits 1. CTE 7-8 Cert Insurance [CTE 7-8 CIS CAS FTE] * [Certificated Health Insurance]	\$	37,829.81
Z117	2.412 * 15,684.00 2. CTE 7-8 Cert Insurance Inc ([CTE 7-8 CIS CAS FTE] * [Certificated Health Insurance Inc] * [Cert Health Factor]) - [CTE 7-8 Cert Insurance]	\$	2,734.63
Z118	(2.412 * 16,488.00 * 1.02) - 37,829.81 3. CTE 7-8 Cert Benefits Maint ([CTE 7-8 CIS Salary Maint] + [CTE 7-8 CAS Salary Maint]) * [CIS/CAS - Benefits Maint]	\$	31,245.78
Z119	(175,422.79 + 19,619.55) * 0.16020 4. CTE 7-8 Cert Benefits Inc ([CTE 7-8 CIS Salary Inc] + [CTE 7-8 CAS Salary Inc]) * [CIS/CAS - Benefits Inc]	\$	1,550.20
018A	(9,059.47 + 1,013.32) * 0.15390 5. Classified Insurance Benefits [CTE 7-8 CLS FTE] * [CLS Health Insurance]	\$	10,978.80
019A	0.700 * 15,684.00 6. Classified Insurance Benefits - Increase ([CTE 7-8 CLS FTE] * [CLS Health Insurance Inc] * [CLS Health Factor]) - [CTE 7-8 CLS Insurance]	\$	5,525.69
016A	(0.700 * 16,488.00 * 1.430) - 10,978.80 7. Classified - Payroll Tax and Benefits [CTE 7-8 CLS Salary Maint] * [CLS - Benefits Maint]	\$	7,096.72
015A	39,273.50 * 0.18070 8. Classified - Payroll Tax and Benefits - Increase [CTE 7-8 CLS Salary Inc] * [CLS - Benefits Inc]	\$	298.51
Z120	2,027.90 * 0.14720 9. CTE 7-8 insurance/Benefits Total [CTE 7-8 Cert Insurance] + [CTE 7-8 Cert Insurance Inc] + [CTE 7-8 Cert Benefits Maint] + [CTE 7-8 Cert Benefits Inc] + [CTE 7-8 CLS Insurance] + [CTE 7-8 CLS Insurance Inc] + [CTE 7-8 CLS Benefits Maint] + [CTE 7-8 CLS Benefits Inc]	\$	97,260.14
	37,829.81 + 2,734.63 + 31,245.78 + 1,550.20 + 10,978.80 + 5,525.69 + 7,096.72 + 298.51		

Z111pd	E. Professional Learning Days - CTE 7-8 1. Professional Learning Days Salaries ((([CTE 7-8 CIS FTE] * [CIS Sal Inc]) * ([Regionalization] + [Regionalization Experience])) / [School Year Total Days]) * [Prof Learning Days]	\$ 3,074.70
Z119pd	2. Professional Learning Day - Payroll Tax and Benefits [CTE 7-8 CIS PD Salary] * [CIS/CAS - Benefits Inc] 3,074.70 * 0.15390	\$ 473.20
3034pd	3. Total CTE 7-8 Professional Learning Days [CTE 7-8 CIS PD Salary] + [CTE 7-8 CIS PD Benefits] 3,074.70 + 473.20	\$ 3,547.90
Z164T	F. Other Generated Entitlements 1. Total MSOC CTE 7-8 [Enroll 7-8 CTE] * [MSOC -CTE per Student] 40.00 * 1,857.17	\$ 74,286.80
Z122	2. CTE 7-8 Substitutes [CTE 7-8 Teacher FTE] * [Substitutes Days] * [Substitutes Rate] 2.087 * 4.000 * 151.86	\$ 1,267.73
Z123	G. Grades 7-8 Exploratory Career & Technical Education - Total 1. CTE 7-8 Total [CTE 7-8 CIS Salary Total] + [CTE 7-8 CAS Salary Total] + [CTE 7-8 CLS Salary Total] + [CTE 7-8 Insurance/Benefits Total] + [Total MSOC -CTE 7-8] + [CTE 7-8 Substitutes] + [Total Program 34 PD] 184,482.26 + 20,632.87 + 41,301.40 + 97,260.14 + 74,286.80 + 1,267.73 + 3,547.90	\$ 422,779.10

1191 CTE

Computation for Guaranteed School-Generated Entitlement (Grades 9 - 12 CTE)

Item Code	Amount
Z124	\$ 614,018.86
Z125	\$ 31,710.19
Z126	\$ 645,729.05
Z127	\$ 69,190.83
Z128	\$ 3,573.62
Z129	\$ 72,764.45
036A	\$ 137,064.52
035A	\$ 7,077.37
037A	\$ 144,141.89

A. Grades 9 - 12 Career & Technical Education (Exploratory and Preparatory)	
1. CTE 9-12 CIS Salary Maint	
[CTE 9-12 CIS FTE] * [CIS Biennial Base Sal] * [Regionalization Base]	
7.851 * 78,209.00 * 1.000	
2. CTE 9-12 CIS Salary Inc	
(([CTE 9-12 CIS FTE] * [CIS Sal Inc]) * ([Regionalization] + [Regionalization Experience])) - [CTE 9-12 CIS Salary Maint]	
((7.851 * 82,248.00) * (1.000 + 0.000)) - 614,018.86	
3. CTE 9-12 CIS Salary Total	
[CTE 9-12 CIS Salary Maint] + [CTE 9-12 CIS Salary Inc]	
614,018.86 + 31,710.19	
B. Grades 9 - 12 Career & Technical Education (Exploratory and Preparatory)	
1. CTE 9-12 CAS Salary Maint	
[CTE 9-12 CAS FTE] * [CAS - Salary Maint] * [Regionalization Base]	
0.596 * 116,092.00 * 1.000	
2. CTE 9-12 CAS Salary Inc	
[CTE 9-12 CAS FTE] * [CAS - Salary Inc] * [Regionalization] - [CTE 9-12 CAS Salary Maint]	
0.596 * 122,088.00 * 1.000 - 69,190.83	
3. CTE 9-12 CAS Salary Total	
[CTE 9-12 CAS Salary Maint] + [CTE 9-12 CAS Salary Inc]	
69,190.83 + 3,573.62	
C. CTE 9-12 - Classified Staff (CLS)	
1. CLS Salary Maintenance Total	
[CTE 9-12 CLS FTE] * [CLS - Salary Maint] * [Regionalization Base]	
2.443 * 56,105.00 * 1.000	
2. CLS Salary Increase	
[CTE 9-12 CLS FTE] * [CLS - Salary Inc] * [Regionalization] - [CTE 9-12 CLS Salary Maint]	
2.443 * 59,002.00 * 1.000 - 137,064.52	
3. Subtotal CTE CLS Salary	
[CTE 9-12 CLS Salary Maint] + [CTE 9-12 CLS Salary Inc]	
137,064.52 + 7,077.37	

Pullman School District
Whitman County

Code	Description	Amount
Z130	D. Staff Units Insurance, Payroll Taxes, and Benefits 1. CTE 9-12 Cert Insurance [CTE 9-12 CIS CAS FTE] * [Certificated Health Insurance]	\$ 132,482.75
Z131	8,447 * 15,684.00 2. CTE 9-12 Cert Insurance Inc ([CTE 9-12 CIS CAS FTE] * [Certificated Health Insurance Inc] * [Cert Health Factor]) - [CTE 9-12 Cert Insurance]	\$ 9,576.87
Z132	(8,447 * 16,488.00 * 1.02) - 132,482.75 3. CTE 9-12 Cert Benefits Maint ([CTE 9-12 CIS Salary Maint] + [CTE 9-12 CAS Salary Maint]) * [CIS/CAS - Benefits Maint]	\$ 109,450.19
Z133	(614,018.86 + 69,190.83) * 0.16020 4. CTE 9-12 Cert Benefits Inc ([CTE 9-12 CIS Salary Inc] + [CTE 9-12 CAS Salary Inc]) * [CIS/CAS - Benefits Inc]	\$ 5,430.18
033A	(31,710.19 + 3,573.62) * 0.15390 5. Classified Insurance Benefits [CTE 9-12 CLS FTE] * [CLS Health Insurance]	\$ 38,316.01
034A	2,443 * 15,684.00 6. Classified Insurance Benefits - Increase ([CTE 9-12 CLS FTE] * [CLS Health Insurance Inc] * [CLS Health Factor]) - [CTE 9-12 CLS Insurance]	\$ 19,284.65
031A	(2,443 * 16,488.00 * 1.430) - 38,316.01 7. Classified - Payroll Tax and Benefits [CTE 9-12 CLS Salary Maint] * [CLS - Benefits Maint]	\$ 24,767.56
030A	137,064.52 * 0.18070 8. Classified - Payroll Tax and Benefits - Increase [CTE 9-12 CLS Salary Inc] * [CLS - Benefits Inc]	\$ 1,041.79
Z134	7,077.37 * 0.14720 9. CTE 9-12 insurance/Benefits Total [CTE 9-12 Cert Insurance] + [CTE 9-12 Cert Insurance Inc] + [CTE 9-12 Cert Benefits Maint] + [CTE 9-12 Cert Benefits Inc] + [CTE 9-12 CLS Insurance] + [CTE 9-12 CLS Insurance Inc] + [CTE 9-12 CLS Benefits Maint] + [CTE 9-12 CLS Benefits Inc] 132,482.75 + 9,576.87 + 109,450.19 + 5,430.18 + 38,316.01 + 19,284.65 + 24,767.56 + -1,041.79	\$ 340,350.00

Z125pd	E. Professional Learning Days - CTE 9-12 1. Professional Learning Days Salaries ((([CTE 9-12 CIS FTE] * [CIS Sal.Inc]) * ([Regionalization] + [Regionalization Experience])) / [School Year Total Days]) * [Prof Learning Days]	\$ 10,762.15
Z133pd	2. Professional Learning Day - Payroll Tax and Benefits [CTE 9-12 CIS PD Salary] * [CIS/CAS - Benefits Inc]	\$ 1,656.29
3031pd	3. Total CTE 9-12 Professional Learning Days [CTE 9-12 CIS PD Salary] + [CTE 9-12 CIS PD Benefits]	\$ 12,418.44
146A	F. Other Generated Entitlements 1. Materials, Supplies, and Operating Costs (MSOC) [Total MSOC -CTE 9-12 expl] + [Total MSOC -CTE 9-12 prep]	\$ 260,003.80
Z136	2. CTE 9-12 Substitutes ([CTE 9-12 expl Teacher FTE] + [CTE 9-12 prep Teacher FTE]) * ([Substitutes Days] * [Substitutes Rate])	\$ 4,436.74
Z137	G. Grades 9 - 12 Exploratory Career & Technical Education - Total [CTE 9-12 CIS Salary Total] + [CTE 9-12 CAS Salary Total] + [CTE 9-12 CLS Salary Total] + [CTE 9-12 insurance/Benefits Total] + [Total MSOC CTE 9-12] + [CTE 9-12 Substitutes] + [Total Program 31 PD]	\$ 1,479,844.37

II. Special Education Excess Cost Allocation - Acct 4121

Item Code	Amount
B1	45.00
TKB2	0.00
B2	385.00
Z272	2,641.50
Z273	0.1458
Z274E	0.0000
Z246	\$ 10,573.56
Z277	\$ 570,972.24
Z278	\$ 21.63
TKZ280	\$ 0.00

Z280	3. Age K-22 Other Allocation IF [Co-op SpEd Alloc Rate] > 0 THEN (([Co-op SpEd Alloc Rate] * [SpEd K-22 Alloc Factor]) - [Fed Funds Int Rate]) * [Enroll SpEd K-22] ELSE (([SpEd BEA Rate] * [SpEd K-22 Alloc Factor]) - [Fed Funds Int Rate]) * [Enroll SpEd K-22] IF 0.00 > 0 THEN ((0.00 * 1.1600) - 21.63) * 385.00 ELSE ((10,573.56 * 1.1600) - 21.63) * 385.00 4. If Age K-22 Special Ed Enrollment Percent exceeds threshold IF [Enroll SpEd% K-22] > [SpEd Max Fund %] THEN ((([SpEd TK Tier Other Allocation] + [SpEd K-22 Allocation]) * -1) / [Enroll SpEd% K-22]) * [SpEd K-22 Excess%]) ELSE 0 IF 0.1458 > 1.00000 THEN (((0 + 4,713,824.35) * -1) / 0.1458) * 0.00000 ELSE 0	\$	4,713,824.35
Z280E		\$	0.00

2026-2027 School Year
 State of Washington
 Superintendent of Public Instruction
 Pullman School District
 Whitman County
 Educational Service District 101
 CCDDD 38267
 F-203 Worksheet Report
 2026-27 Pullman F203

B4	J. State Safety Net	\$	0.00
B5	K. Home Hospital Allocation	\$	0.00
N7S	L. Special Ed Total [SpEd 3-PK Allocation] + [SpEd TK Allocation] + [SpEd K-22 Allocation] + [SpEd K-22 Exceeds Max Fund%] 570,972.24 + 0.00 + 4,713,824.35 + 0.00	\$	5,284,796.59
Z476S	M. Special Ed WithHold Amount [Special Ed Total] * [SpEd WithHold Factor] 5,284,796.59 * 0.0060	\$	31,708.78
N7	N. Total 4121 Total Special Ed Excess Cost Acct 4121 Allocation [Special Ed Total] - [SpEd WithHold Amount] + [State Safety Net] + [Home/Hosp Ed Alloc] 5,284,796.59 - 31,708.78 + 0.00 + 0.00	\$	5,253,087.81

Account 3121 Special Education, General Apportionment

Item Code		Amount
B2T	O. Total Enroll SpEd K-22 [Enroll SpEd K-22] + [Enroll SpEd TK] 385.00 + 0.00	385.00
Z284	P. SpEd Gen Apport IF [Co-op SpEd Alloc Rate] > 0 THEN [Co-op SpEd Alloc Rate] * [Total Enroll SpEd K-22] ELSE [SpEd BEA Rate] * [Total Enroll SpEd K-22] IF 0.00 > 0 THEN 0.00 * 385.00 ELSE 10,573.56 * 385.00	\$ 4,070,820.60
N9	Q. Allowance for Districtwide 3121 Expenditures - State Recovery Rate	0.2339

Z286	R. SpEd Gen Apport Instruct [SpEd Gen Apport] / (1 + [Districtwide Allow]) 4,070,820.60 / (1 + 0.2339)	\$	3,299,149.53
B8S	S. Percent used in Special Education Instruction		0.25000
Z288	T. General Apportionment Allocation for Special Ed Account 3121Gen Apport 3121 [SpEd Gen Apport Instruct] * [State % for 3121 Calculations] 3,299,149.53 * 0.25000	\$	824,787.38
Z291	Total program 21 [Total 4121] + [Gen Apport 3121] 5,253,087.81 + 824,787.38	\$	6,077,875.19

III. Special Education BEA Rate per Student Calculation - Acct 4121
BEA Calculated Staff Units

Item Code	Amount
TKZ219	CIS BEA FTE TTK [Enroll TTK] * [SpEd CIS Ratio K-3] 0.00 * 0.074582 0.00
Z219	CIS BEA FTE K-3 ([Enroll K] + [Enroll 1] + [Enroll 2] + [Enroll 3]) * [SpEd CIS Ratio K-3] (198.00 + 198.00 + 168.00 + 185.00) * 0.074582 55.862
Z220	CIS BEA FTE 4 [Enroll 4] * [SpEd CIS BEA Ratio 4] 214.00 * 0.04941 10.575
Z221	CIS BEA FTE 5-6 [Enroll 5-6] * [SpEd CIS BEA Ratio 5-6] 442.00 * 0.04941 21.843
Z222	CIS BEA FTE 7-8 [Enroll 7-8] * [SpEd CIS BEA Ratio 7-8] 391.00 * 0.04954 19.374
Z223	CIS BEA FTE 9-12 ([Enroll 9-12] + [Enroll ALE K-6] + [Enroll ALE 7-8] + [Enroll ALE 9-12] + [Enroll Program 14-18 Reg] + [Enroll Program 14-18 CTE] + [Enroll Run Start] + [Enroll Run Start CTE]) * [SpEd CIS BEA Ratio 9-12] (779.00 + 0.00 + 0.00 + 1.50 + 3.00 + 0.00 + 61.00 + 1.00) * 0.05088 43.021
Z224	CIS BEA FTE K-12 ([CIS BEA FTE TTK] + [CIS BEA FTE K-3] + [CIS BEA FTE 4] + [CIS BEA FTE 5-6] + [CIS BEA FTE 7-8] + [CIS BEA FTE 9-12]) / ([Enroll Total w/ Run Start and Dropout and ALE] + [Enroll TTK]) (0.000 + 55.862 + 10.575 + 21.843 + 19.374 + 43.021) / (2,641.50 + 0.00) 0.057041
TKZ555	CAS BEA FTE TTK [Enroll TTK] * [CAS Ratio K-3] 0.00 * 0.004385 0.000
Z555	CAS BEA FTE K-3 3.284

	$([Enroll\ K] + [Enroll\ 1] + [Enroll\ 2] + [Enroll\ 3]) * [CAS\ Ratio\ K-3]$ $(198.00 + 198.00 + 168.00 + 185.00) * 0.004385$		
Z555Z4	CAS BEA FTE 4 $[Enroll\ 4] * [SpEd\ CAS\ BEA\ Ratio\ 4]$ $214.00 * 0.00404$	0.866	
Z555Z6	CAS BEA FTE 5-6 $[Enroll\ 5-6] * [SpEd\ CAS\ BEA\ Ratio\ 5-6]$ $442.00 * 0.00404$	1.788	
2026-2027 School Year			
State of Washington		Run May 19, 2026 4:39 PM	
Superintendent of Public Instruction			
Pullman School District	F-203 Worksheet Report	Educational Service District 101	
Whitman County	2026-27 Pullman F203	CCDDD 38267	
Z555Z8	CAS BEA FTE 7-8 $[Enroll\ 7-8] * [SpEd\ CAS\ BEA\ Ratio\ 7-8]$ $391.00 * 0.00404$	1.581	
Z555Z12	CAS BEA FTE 9-12 $([Enroll\ 9-12] + [Enroll\ ALE\ K-6] + [Enroll\ ALE\ 7-8] + [Enroll\ ALE\ 9-12] + [Enroll\ Program\ 14-18\ Reg] + [Enroll\ Program\ 14-18\ CTE] + [Enroll\ Run\ Start] + [Enroll\ Run\ Start\ CTE]) * [SpEd\ CAS\ BEA\ Ratio\ 9-12]$ $(779.00 + 0.00 + 0.00 + 1.50 + 3.00 + 0.00 + 61.00 + 1.00) * 0.00406$	3.434	
593X	CAS Special Ed BEA Rate (K-12) $([CAS\ BEA\ FTE\ TTK] + [CAS\ BEA\ FTE\ K-3] + [CAS\ BEA\ FTE\ 4] + [CAS\ BEA\ FTE\ 5-6] + [CAS\ BEA\ FTE\ 7-8] + [CAS\ BEA\ FTE\ 9-12]) / ([Enroll\ Total\ w/\ Run\ Start\ and\ Dropout\ and\ ALE] + [Enroll\ TTK])$ $(0.000 + 3.284 + 0.866 + 1.788 + 1.581 + 3.434) / (2,641.50 + 0.00)$	0.004147	
TKZ556	CLS BEA FTE TTK $[Enroll\ TTK] * [SpEd\ CLS\ BEA\ Ratio\ TTK]$ $0.00 * 0.018734$	0.000	
Z556	CLS BEA FTE K-3 $([Enroll\ K] + [Enroll\ 1] + [Enroll\ 2] + [Enroll\ 3]) * [SpEd\ CLS\ BEA\ Ratio\ K-3]$ $(198.00 + 198.00 + 168.00 + 185.00) * 0.018734$	14.032	
Z556Z4	CLS BEA FTE 4 $[Enroll\ 4] * [SpEd\ CLS\ BEA\ Ratio\ 4]$ $214.00 * 0.01774$	3.796	
Z556Z6	CLS BEA FTE 5-6 $[Enroll\ 5-6] * [SpEd\ CLS\ BEA\ Ratio\ 5-6]$ $442.00 * 0.01774$	7.841	

Z556Z8	<p>CLS BEA FTE 7-8</p> <p>$[\text{Enroll } 7-8] * [\text{SpEd CLS BEA Ratio } 7-8]$</p> <p>$391.00 * 0.01750$</p>	6.844
Z556Z12	<p>CLS BEA FTE 9-12</p> <p>$([\text{Enroll } 9-12] + [\text{Enroll ALE K-6}] + [\text{Enroll ALE 7-8}] + [\text{Enroll ALE 9-12}] + [\text{Enroll Program 1418 Reg}] + [\text{Enroll Program 1418 CTE}] + [\text{Enroll Run Start}] + [\text{Enroll Run Start CTE}]) * [\text{SpEd CLS BEA Ratio } 9-12]$</p> <p>$(779.00 + 0.00 + 0.00 + 1.50 + 3.00 + 0.00 + 61.00 + 1.00) * 0.01745$</p>	14.757
594X	<p>CLS Special Ed BEA Rate (K-12)</p> <p>$([\text{CLS BEA FTE TTK}] + [\text{CLS BEA FTE K-3}] + [\text{CLS BEA FTE 4}] + [\text{CLS BEA FTE 5-6}] + [\text{CLS BEA FTE 7-8}] + [\text{CLS BEA FTE 9-12}]) / ([\text{Enroll Total w/ Run Start and Dropout and ALE}] + [\text{Enroll TTK}])$</p> <p>$(0.000 + 14.032 + 3.796 + 7.841 + 6.844 + 14.757) / (2,641.50 + 0.00)$</p>	0.017895

Salary Allocation

Item Code	Amount
Z225 CIS BEA Salary Maint Total [CIS BEA FTE K-12] * [CIS Biennial Base Sal] * [Regionalization Base] 0.057041 * 78,209.00 * 1.000	\$ 4,461.12
Z226 CIS BEA Salary Inc Total (((CIS BEA FTE K-12] * [CIS Sal Inc]) * ([Regionalization] + [Regionalization Experience])) - [CIS BEA Salary Maint Total] (0.057041 * 82,248.00) * (1.000 + 0.0000)) - 4,461.12	\$ 230.39
Z227 CIS BEA Salary Total [CIS BEA Salary Maint Total] + [CIS BEA Salary Inc Total] 4,461.12 + 230.39	\$ 4,691.51
Z228 CAS BEA Salary Maint Total [CAS BEA FTE K-12] * [CAS - Salary Maint] * [Regionalization Base] 0.004147 * 116,092.00 * 1.000	\$ 481.43
Z229 CAS BEA Salary Inc Total [CAS BEA FTE K-12] * [CAS - Salary Inc] * [Regionalization] - [CAS BEA Salary Maint Total] 0.004147 * 122,088.00 * 1.000 - 481.43	\$ 24.87
Z230 CAS BEA Salary Total [CAS BEA Salary Maint Total] + [CAS BEA Salary Inc Total] 481.43 + 24.87	\$ 506.30
Z231 CLS BEA Salary Maint Total [CLS BEA FTE K-12] * [CLS - Salary Maint] * [Regionalization Base] 0.017895 * 56,105.00 * 1.000	\$ 1,004.00
Z232 CLS BEA Salary Inc Total [CLS BEA FTE K-12] * [CLS - Salary Inc] * [Regionalization] - [CLS BEA Salary Maint Total] 0.017895 * 59,002.00 * 1.000 - 1,004.00	\$ 51.84
Z233 CLS BEA Salary Total [CLS BEA Salary Maint Total] + [CLS BEA Salary Inc Total] 1,004.00 + 51.84	\$ 1,055.84
Z234 TOTAL Salary BEA	\$ 6,253.65

<p>[CIS BEA Salary Total] + [CAS BEA Salary Total] + [CLS BEA Salary Total] 4,691.51 + 506.30 + 1,055.84</p>	<p>2026-2027 School Year State of Washington Superintendent of Public Instruction Pullman School District Whitman County F-203 Worksheet Report 2026-27 Pullman F203 Educational Service District 101 CCDDD 38267</p>	<p>Run May 19, 2026 4:39 PM</p>
Benefits Allocation		
Item Code		Amount
Z235	<p>1. CIS/CAS BEA Insurance Maint Total ((CIS BEA FTE K-12] + [CAS BEA FTE K-12]) * [Certificated Health Insurance] (0.057041 + 0.004147) * 15,684.00</p>	\$ 959.67
Z236	<p>2. CIS/CAS BEA Insurance Inc Total (([CIS BEA FTE K-12] + [CAS BEA FTE K-12]) * ([Certificated Health Insurance Inc] * [Cert Health Factor])) - [CIS/CAS BEA Insurance Maint Total] ((0.057041 + 0.004147) * (16,488.00 * 1.02)) - 959.67</p>	\$ 69.38
Z237	<p>3. CLS BEA Insurance Maint Total [CLS BEA FTE K-12] * [CLS Health Insurance] 0.017895 * 15,684.00</p>	\$ 280.67
Z238	<p>4. CLS BEA Insurance Inc Total ([CLS BEA FTE K-12] * [CLS Health Insurance Inc] * [CLS Health Factor]) - [CLS BEA Insurance Maint Total] (0.017895 * 16,488.00 * 1.430) - 280.67</p>	\$ 141.26
Z239	<p>5. CIS/CAS BEA Benefits Maint Total ([CIS BEA Salary Maint Total] + [CAS BEA Salary Maint Total]) * [CIS/CAS - Benefits Maint] (4,461.12 + 481.43) * 0.16020</p>	\$ 791.80
Z240	<p>6. CIS/CAS BEA Benefits Inc Total ([CIS BEA Salary Inc Total] + [CAS BEA Salary Inc Total]) * [CIS/CAS - Benefits Inc] (230.39 + 24.87) * 0.15390</p>	\$ 39.28
Z241	<p>7. CLS BEA Benefits Maint Total [CLS BEA Salary Maint Total] * [CLS - Benefits Maint] 1,004.00 * 0.18070</p>	\$ 181.42
Z242	<p>8. CLS BEA Benefits Inc Total [CLS BEA Salary Inc Total] * [CLS - Benefits Inc] 51.84 * 0.14720</p>	\$ 7.63
Z243	<p>9. TOTAL Benefits BEA</p>	\$ 2,471.11

	<p>[CIS/CAS BEA Insurance Maint Total] + [CIS/CAS BEA Insurance Inc Total] + [CLS BEA Insurance Maint Total] + [CLS BEA Insurance Inc Total] + [CIS/CAS BEA Benefits Maint Total] + [CIS/CAS BEA Benefits Inc Total] + [CLS BEA Benefits Maint Total] + [CLS BEA Benefits Inc Total]</p> <p>959.67 + 69.38 + 280.67 + 141.26 + 791.80 + 39.28 + 181.42 + 7.63</p>	
--	---	--

2026-2027 School Year
 State of Washington
 Superintendent of Public Instruction
 Pullman School District
 Whitman County
 F--203 Worksheet Report
 2026-27 Pullman F203
 Educational Service District 101
 CCDDD 38267

Substitutes BEA

Item Code	Amount
Z244 Substitutes BEA ((CIS BEA FTE K-12] * [Teachers %]) * ((Substitutes Days] * [Substitutes Rate]) (0.057041 * 0.9170) * (4.000 * 151.86)	\$ 31.77

MSOC BEA

Item Code	Amount
Z245 MSOC BEA Per Student	\$ 1,726.81
Z226pd Professional Learning Days - Special Ed BEA 1. Professional Learning Days Salaries (((CIS BEA FTE K-12] * [CIS Sal Inc]) * ((Regionalization] + [Regionalization Experience])) / [School Year Total Days]) * [Prof Learning Days]	\$ 78.19
Z240pd 2. Professional Learning Day - Payroll Tax and Benefits (((0.057041 * 82,248.00) * (1.000 + 0.000)) / 180.00) * 3.00 [CIS BEA PD Salary] * [CIS/CAS - Benefits Inc]	\$ 12.03
4120pd 3. Total SpEd BEA Professional Learning Days 78.19 * 0.15390 [CIS BEA PD Salary] + [CIS BEA PD Benefits] 78.19 + 12.03	\$ 90.22

3. BEA Rate for Special Education

Item Code	Amount
Z246 Total BEA per SpEd Student [TOTAL Salary BEA] + [TOTAL Benefits BEA] + [Substitutes BEA] + [MSOC BEA Per Student] + [Total SpEd BEA PD] 6,253.65 + 2,471.11 + 31.77 + 1,726.81 + 90.22	\$ 10,573.56

IV. Learning Assistance Program (LAP) – Acct 4155

LAP Regular Calculations

Item Code	Amount
Z067	1,057.48
A. Eligible Students - Regular LAP Students [Enroll Total PY for LAP] * [LAP District Poverty %] 2,699.02 * 0.3918	
Z068	6.761
B. Formulated Staffing Units - Regular LAP CIS FTE [LAP Students] * [LAP HR/Stdnt] * [Instruct Wks/Year] / [LAP Class Size] / [Instruct Hr/Year] 1,057.48 * 2.39750 * 36.00 / 15.00 / 900.00	
Z069	\$ 528,771.05
C. LAP CIS Salary Maint [LAP CIS FTE] * [CIS Biennial Base Sal] * [Regionalization Base] 6.761 * 78,209.00 * 1.000	
Z070	\$ 27,307.68
D. LAP CIS Salary Inc ((([LAP CIS FTE] * [CIS Sal Inc]) * ([Regionalization] + [Regionalization Experience])) - [LAP CIS Salary Maint]) ((6.761 * 82,248.00) * (1.000 + 0.000)) - 528,771.05	
Z071	\$ 106,039.52
E. LAP CIS Insurance Benefits [LAP CIS FTE] * [Certificated Health Insurance] 6.761 * 15,684.00	
Z072	\$ 7,665.36
F. LAP CIS Insurance Benefits Increase ([LAP CIS FTE] * [Certificated Health Insurance Inc] * [Cert Health Factor]) - [LAP CIS Insurance] (6.761 * 16,488.00 * 1.02) - 106,039.52	
Z073	\$ 84,709.12
G. LAP CIS Payroll Tax and Benefits Maint [LAP CIS Salary Maint] * [CIS/CAS - Benefits Maint] 528,771.05 * 0.16020	
Z074	\$ 4,202.65
H. LAP CIS Payroll Tax and Benefits - Increase [LAP CIS Salary Inc] * [CIS/CAS - Benefits Inc] 27,307.68 * 0.15390	

M56T	I. LAP MSOC [LAP Students] * [MSOC -LAP per Student] 1,057.48 * 0	\$	0.00
Z070pd	J. Professional Learning Days - LAP 1. Professional Learning Days Salaries (((LAP CIS FTE) * [CIS Sal Inc]) * ([Regionalization] + [Regionalization Experience])) / [School Year Total Days]) * [Prof Learning Days] (((6.761 * 82,248.00) * (1,000 + 0.000)) / 180.00) * 3.00	\$	9,267.98
Z074pd	2. Professional Learning Day - Payroll Tax and Benefits [LAP CIS PD Salary] * [CIS/CAS - Benefits Inc]	\$	1,426.34
4155pd	9,267.98 * 0.15390 3. Total LAP Professional Learning Days [LAP CIS PD Salary] + [LAP CIS PD Benefits] 9,267.98 + 1,426.34	\$	10,694.32
O7	K. Lap Regular Total [LAP CIS Salary Maint] + [LAP CIS Salary Inc] + [LAP CIS Insurance] + [LAP CIS Insurance Inc] + [LAP CIS Benefits Maint] + [LAP CIS Benefits Inc] + [Total MSOC -LAP Base] + [Total LAP Regular PD] 528,771.05 + 27,307.68 + 106,039.52 + 7,665.36 + 84,709.12 + 4,202.65 + 0.00 + 10,694.32	\$	769,389.70

LAP High Poverty Calculations

Item Code	Amount
Z076	A. Eligible Students - High Poverty 696.41
Z068A	B. Formulated Staffing Units - High Poverty (((LAP PY HiPov Students) * [HiPov LAP HR/Stndt] * [Instruct Wks/Year]) / [LAP Class Size]) / [Instruct Hr/Year] 2.043
Z069hp	C. School CIS Salary Maint Total [LAP HiPov CIS FTE] * [CIS Biennial Base Sal] * [Regionalization Base] 2.043 * 78,209.00 * 1.000 \$ 159,780.99
Z070hp	D. CIS Salary Increase (((LAP HiPov CIS FTE) * [CIS Sal Inc]) * ([Regionalization] + [Regionalization Experience])) - [LAP HiPov CIS Salary Maint] (((2.043 * 82,248.00) * (1,000 + 0.000)) - 159,780.99 \$ 8,251.67

Z071hp	E. CIS Insurance Benefits [LAP HiPov CIS FTE] * [Certificated Health Insurance] 2.043 * 15,684.00	\$	32,042.41
Z072hp	F. CIS Insurance Benefits Increase ([LAP HiPov CIS FTE] * [Certificated Health Insurance Inc] * [Cert Health Factor]) - [LAP HiPov CIS Insurance] (2.043 * 16,488.00 * 1.02) - 32,042.41	\$	2,316.27
Z073hp	G. CIS Payroll Tax and Benefits [LAP HiPov CIS Salary Maint] * [CIS/CAS - Benefits Maint] 159,780.99 * 0.16020	\$	25,596.91
Z074hp	H. CIS Payroll Tax and Benefits - Increase [LAP HiPov CIS Salary Inc] * [CIS/CAS - Benefits Inc] 8,251.67 * 0.15390	\$	1,269.93
M56hpT	I. Total MSOC -LAP HiPov [LAP PY HiPov Students] * [MSOC -LAP per Student] 696.41 * 0	\$	0.00
Z070hppd	J. Professional Learning Days - LAP High Poverty 1. Professional Learning Days Salaries (((LAP HiPov CIS FTE) * [CIS Sal Inc]) * ([Regionalization] + [Regionalization Experience])) / [School Year Total Days] * [Prof Learning Days] (((2.043 * 82,248.00) * (1.000 + 0.000)) / 180.00) * 3.00	\$	2,800.54
Z074hppd	2. Professional Learning Day - Payroll Tax and Benefits [LAP HiPov CIS PD Salary] * [CIS/CAS - Benefits Inc] 2,800.54 * 0.15390	\$	431.00
4155hppd	3. Total LAP Professional Learning Days [LAP HiPov CIS PD Salary] + [LAP HiPov CIS PD Benefits] 2,800.54 + 431.00	\$	3,231.54
O7hp	K. Total Learning Assistance Program - High Poverty [LAP HiPov CIS Salary Maint] + [LAP HiPov CIS Salary Inc] + [LAP HiPov CIS Insurance] + [LAP HiPov CIS Insurance Inc] + [LAP HiPov CIS Benefits Maint] + [LAP HiPov CIS Benefits Inc] + [Total MSOC -LAP High Poverty] + [Total LAP HiPov PD] 159,780.99 + 8,251.67 + 32,042.41 + 2,316.27 + 25,596.91 + 1,269.93 + 0.00 + 3,231.54	\$	232,489.72
LAP Program Totals			
071a	Calculated Allotment - Regular & High Poverty [LAP HiPov TOTAL] + [LAP Regular TOTAL] 232,489.72 + 769,389.70	\$	1,001,879.42

V. Transitional Bilingual Program (TBIP) - Acct 4165

Item Code	Amount
A53	147.00
A. TBIP Kindergarten - Grade 12 [Enroll TBIP K-6] + [Enroll TBIP 7-8] + [Enroll TBIP 9-12] 101.00 + 17.00 + 29.00	
A62	101.00
B. TBIP Enroll K-6 Subtotal	
Z551	1.287
C. TBIP Staffing Units Grades K-6 [Enroll TBIP K-6] * [TBIP Hr/Stndt K-6] * [Instruct Wks/Year] / [TBIP Class Size] / [Instruct Hr/Year] 101.00 * 4.778 * 36.00 / 15.00 / 900.00	
A63	17.00
D. TBIP Enroll 7-8 Subtotal	
Z551Z8	0.307
E. TBIP Staffing Units Grades 7-8 [Enroll TBIP 7-8] * [TBIP Hr/Stndt 7-8] * [Instruct Wks/Year] / [TBIP Class Size] / [Instruct Hr/Year] 17.00 * 6.778 * 36.00 / 15.00 / 900.00	
A64	29.00
F. TBIP Enroll 9-12 Subtotal	
Z551Z12	0.524
G. TBIP Staffing Units Grades 9-12 [Enroll TBIP 9-12] * [TBIP Hr/Stndt 9-12] * [Instruct Wks/Year] / [TBIP Class Size] / [Instruct Hr/Year] 29.00 * 6.778 * 36.00 / 15.00 / 900.00	
A65	51.00
H. TBIP Exited Kindergarten - Grade 12	
Z554	0.408
I. TBIP Staffing Units Exited Students [Enroll TBIP Exited] * [TBIP Hr/Stndt Exited] * [Instruct Wks/Year] / [TBIP Class Size] / [Instruct Hr/Year] 51.00 * 3.000 * 36.00 / 15.00 / 900.00	
A66	2.526
J. Total TBIP CIS FTE [TBIP CIS FTE K-6] + [TBIP CIS FTE 7-8] + [TBIP CIS FTE 9-12] + [TBIP CIS FTE Exited] 1.287 + 0.307 + 0.524 + 0.408	

Z078	K. TBIP CIS Salary Maint [Total TBIP CIS FTE] * [CIS Biennial Base Sal] * [Regionalization Base] 2.526 * 78,209.00 * 1.000	\$	197,555.93
Z079	L. TBIP CIS Salary Inc (((Total TBIP CIS FTE) * [CIS Sal Inc]) * ([Regionalization] + [Regionalization Experience])) - [TBIP CIS Salary Maint] ((2.526 * 82,248.00 * (1.000 + 0.000)) - 197,555.93	\$	10,202.52
Z080	M. TBIP CIS Insurance [Total TBIP CIS FTE] * [Certificated Health Insurance] 2.526 * 15,684.00	\$	39,617.78
Z081	N. TBIP CIS Insurance Inc ([Total TBIP CIS FTE] * [Certificated Health Insurance Inc] * [Cert Health Factor]) - [TBIP CIS Insurance] (2.526 * 16,488.00 * 1.02) - 39,617.78	\$	2,863.88
Z082	O. TBIP CIS Benefits Maint [TBIP CIS Salary Maint] * [CIS/CAS - Benefits Maint] 197,555.93 * 0.16020	\$	31,648.46
Z083	P. TBIP CIS Benefits Inc [TBIP CIS Salary Inc] * [CIS/CAS - Benefits Inc] 10,202.52 * 0.15390	\$	1,570.17
M48T	Q. TBIP MSOC [Enroll TBIP K-12] * [MSOC -TBIP per Student] 147.00 * 0	\$	0.00
Z079pd	R. Professional Learning Days -TBIP 1. Professional Learning Days Salaries (((Total TBIP CIS FTE) * [CIS Sal Inc]) * ([Regionalization] + [Regionalization Experience])) / [School Year Total Days] * [Prof Learning Days]	\$	3,462.64
Z083pd	2. Professional Learning Day - Payroll Tax and Benefits (((2.526 * 82,248.00 * (1.000 + 0.000)) / 180.00) * 3.00 [TBIP CIS PD Salary] * [CIS/CAS - Benefits Inc]	\$	532.90
4165pd	3. Total TBIP Professional Learning Days [TBIP CIS PD Salary] + [TBIP CIS PD Benefits] 3,462.64 * 0.15390 3,462.64 + 532.90	\$	3,995.54

Z085	S. Total Transitional Bilingual Program [TBIP CIS Salary Maint] + [TBIP CIS Salary Inc] + [TBIP CIS Insurance] + [TBIP CIS Insurance Inc] + [TBIP CIS Benefits Maint] + [TBIP CIS Benefits Inc] + [TOTAL MSOC -TBIP Program] + [Total TBIP PD] 197,555.93 + 10,202.52 + 39,617.78 + 2,863.88 + 31,648.46 + 1,570.17 + 0.00 + 3,995.54	\$ 287,454.28
Z476	T. TBIP WithHold Amount [TBIP TOTAL] * [TBIP WithHold Factor] 287,454.28 * 0.0204	\$ 5,864.07
Z477	U. TBIP Net Total [TBIP TOTAL] - [TBIP WithHold Amount] 287,454.28 - 5,864.07	\$ 281,590.21

VI. Highly Capable (HiCap) – Acct 4174

Item Code	Formula Desc	Amount
Z086	A. HiCap Students	132.08
Z087	B. HiCap CIS FTE $[\text{HiCap Students}] * [\text{HiCap Hr/Stdnt}] * [\text{Instruct Wks/Year}] / [\text{HiCap Class Size}] / [\text{Instruct Hr/Year}]$ $132.08 * 2.1590 * 36.00 / 15.00 / 900.00$	0.760
Z088	C. HiCap CIS Salary Maint $[\text{HiCap CIS FTE}] * [\text{CIS Biennial Base Sal}] * [\text{Regionalization Base}]$ $0.760 * 78,209.00 * 1.000$	\$ 59,438.84
Z089	D. HiCap CIS Salary Inc $(([\text{HiCap CIS FTE}] * [\text{CIS Sal Inc}]) * ([\text{Regionalization}] + [\text{Regionalization Experience}])) - [\text{HiCap CIS Salary Maint}]$ $((0.760 * 82,248.00) * (1.000 + 0.000)) - 59,438.84$	\$ 3,069.64
Z090	E. HiCap CIS Insurance $[\text{HiCap CIS FTE}] * [\text{Certificated Health Insurance}]$ $0.760 * 15,684.00$	\$ 11,919.84
Z091	F. HiCap CIS Insurance Inc $([\text{HiCap CIS FTE}] * [\text{Certificated Health Insurance Inc}] * [\text{Cert Health Factor}]) - [\text{HiCap CIS Insurance}]$ $(0.760 * 16,488.00 * 1.02) - 11,919.84$	\$ 861.66
Z092	G. HiCap CIS Benefits Maint $[\text{HiCap CIS Salary Maint}] * [\text{CIS/CAS - Benefits Maint}]$ $59,438.84 * 0.16020$	\$ 9,522.10
Z093	H. HiCap CIS Benefits Inc $[\text{HiCap CIS Salary Inc}] * [\text{CIS/CAS - Benefits Inc}]$ $3,069.64 * 0.15390$	\$ 472.42
Z094T	I. HiCap MSOC $[\text{HiCap Students}] * [\text{MSOC - HiCap per Student}]$ $132.08 * 0$	\$ 0.00

Z089pd	J. Professional Learning Days - HiCap 1. Professional Learning Days Salaries ((([HiCap CIS FTE] * [CIS Sal Inc]) * ([Regionalization] + [Regionalization Experience])) / [School Year Total Days]) * [Prof Learning Days]	\$ 1,041.81
Z093pd	2. Professional Learning Day - Payroll Tax and Benefits [HiCap CIS PD Salary] * [CIS/CAS - Benefits Inc]	\$ 160.33
4174pd	3. Total HiCap Professional Learning Days [HiCap CIS PD Salary] + [HiCap CIS PD Benefits]	\$ 1,202.14
Z095	K. HiCap TOTAL [HiCap CIS Salary Maint] + [HiCap CIS Salary Inc] + [HiCap CIS Insurance] + [HiCap CIS Insurance Inc] + [HiCap CIS Benefits Maint] + [HiCap CIS Benefits Inc] + [Total MSOC -HiCap Program] + [Total HiCap PD] 59,438.84 + 3,069.64 + 11,919.84 + 861.66 + 9,522.10 + 472.42 + 0.00 + 1,202.14	\$ 86,486.64

VII. Transportation - Operations - Acct 4199

Item Code	Amount
I4	\$ 1,253,605.87
Total Transportation Operations [Trans Op Alloc, Excl In-Lieu-of Deprec for Contracting Dist] + [In-Lieu-Of Deprec for Contracting Dist] 1,253,605.87 + 0.00	

Type	Number	Message	Input Value	Comparison Value
Warning	W-25	Why is LAP High Poverty Prior Year enrollment so different from Prior Year?	696.41	341.72
Warning	W-32	Why is Transportation Depreciation Allocation Act 4499 so different from Prior Year?	279,386.79	374,415.15

Pullman School District No.267

F-195F

ENROLLMENT AND STAFF COUNTS

	2026-2027 Current	2027-2028 Forecast	2028-2029 Forecast	2029-2030 Forecast
--	------------------------------	-------------------------------	-------------------------------	-------------------------------

A. FTE ENROLLMENT COUNTS (calculate to two decimal places)

1. Kindergarten /2	198.00	198.00	198.00	198.00
2. Grade 1	198.00	198.00	198.00	198.00
3. Grade 2	168.00	198.00	197.00	198.00
4. Grade 3	185.00	168.00	196.00	197.00
5. Grade 4	214.00	185.00	168.00	196.00
6. Grade 5	235.00	214.00	185.00	168.00
7. Grade 6	207.00	235.00	214.00	185.00
8. Grade 7	178.00	207.00	235.00	214.00
9. Grade 8	213.00	178.00	207.00	235.00
10. Grade 9	211.00	213.00	178.00	207.00
11. Grade 10	207.00	211.00	213.00	178.00
12. Grade 11 (excluding Running Start)	196.00	207.00	211.00	213.00
13. Grade 12 (excluding Running Start)	165.00	168.00	185.00	193.00
14. SUBTOTAL	2,575.00	2,580.00	2,585.00	2,580.00
15. Running Start	62.00	62.00	62.00	62.00
16. Dropout Reengagement Enrollment	3.00	3.00	3.00	3.00
17. ALE Enrollment	1.50	1.50	1.50	1.50
18. TOTAL K-12	2,641.50	2,646.50	2,651.50	2,646.50

B. STAFF COUNTS (calculate to three decimal places)

1. General Fund FTE Certificated Employees /4	200.900	198.900	198.900	198.900
2. General Fund FTE Classified Employees /4	107.326	107.326	107.326	107.326

Pullman School District No.267

F-195F

SUMMARY OF GENERAL FUND BUDGET

	2026-2027 Current	2027-2028 Forecast	2028-2029 Forecast	2029-2030 Forecast
--	----------------------	-----------------------	-----------------------	-----------------------

REVENUES AND OTHER FINANCING SOURCES

1000 Local Taxes	6,237,000	6,237,000	6,237,000	6,237,000
2000 Local Nontax Support	981,650	931,650	931,650	931,650
3000 State, General Purpose	28,574,287	28,871,001	29,286,322	29,872,048
4000 State, Special Purpose	8,369,484	8,485,017	8,645,700	8,793,589
5000 Federal, General Purpose	0	0	0	0
6000 Federal, Special Purpose	2,536,471	2,546,621	2,557,568	2,568,734
7000 Revenues from Other School Districts	26,000	24,000	24,000	24,000
8000 Revenues from Other Entities	510,500	510,500	510,500	510,500
9000 Other Financing Sources	100,000	100,000	100,000	100,000
A. TOTAL REVENUES AND OTHER FINANCING SOURCES	47,335,392	47,705,789	48,292,740	49,037,521

EXPENDITURES

00 Regular Instruction	24,743,093	25,018,905	25,504,053	25,980,261
20 Special Education Instruction	6,460,391	6,506,862	6,711,989	6,761,108
30 Vocational Education Instruction	1,884,461	1,920,889	1,958,046	1,995,945
40 Skill Center Instruction	0	0	0	0
50 and 60 Compensatory Education Instruction	2,646,782	2,699,250	2,727,352	2,740,007
70 Other Instructional Programs	652,040	653,170	654,934	656,734
80 Community Services	15,600	15,600	15,600	15,600
90 Support Services	10,933,025	10,891,113	10,720,766	10,887,866
B. TOTAL EXPENDITURES	47,335,392	47,705,789	48,292,740	49,037,521
C. OTHER FINANCING USES--TRANSFERS OUT (G.L.536) 1/	0	0	0	0
D. OTHER FINANCING USES (G.L.535) 2/	0	0	0	0
E. Unusual or Infrequent Items - Inflows (G.L. 968)	0	0	0	0
F. Unusual or Infrequent Items - Outflows (G.L. 538)	0	0	0	0
G. Net Change In Fund Balance (A-B-C-D+E-F)	0	0	0	0
BEGINNING FUND BALANCE				
G.L.810 Restricted for Other Items	0	0	0	0
G.L.815 Restricted for Unequalized Deductible Revenue	0	0	0	0

SUMMARY OF GENERAL FUND BUDGET

	2026-2027 Current	2027-2028 Forecast	2028-2029 Forecast	2029-2030 Forecast
G.L.821 Restricted for Carryover of Restricted Revenues	0	0	0	0
G.L.823 Restricted for Carryover of Transition To Kindergarten	0	0	0	0
G.L.825 Restricted for Skill Center	0	0	0	0
G.L.828 Restricted for Carryover of Food Service Revenue	0	0	0	0
G.L.830 Restricted for Debt Service	0	0	0	0
G.L.835 Restricted for Arbitrage Rebate	0	0	0	0
G.L.840 Nonspendable Fund Balance-Inventory & Prepaid Items	7,550	7,550	7,550	7,550
G.L.845 Restricted for Self-Insurance	0	0	0	0
G.L.850 Restricted for Uninsured Risks	0	0	0	0
G.L.870 Committed to Other Purposes	0	0	0	0
G.L.872 Committed to Economic Stabilization	0	0	0	0
G.L.873 Committed to Depreciation Sub-Fund for Facility Maintenance	0	0	0	0
G.L.875 Assigned to Contingencies	0	0	0	0
G.L.884 Assigned to Other Capital Projects	0	0	0	0
G.L.888 Assigned to Other Purposes	0	0	0	0
G.L.890 Unassigned Fund Balance	9,161	9,161	0	0
G.L.891 Unassigned to Minimum Fund Balance Policy	4,733,539	4,733,539	4,742,700	4,742,700
H. TOTAL BEGINNING FUND BALANCE	4,750,250	4,750,250	4,750,250	4,750,250
ENDING FUND BALANCE				
G.L.810 Restricted for Other Items	0	0	0	0
G.L.815 Restricted for Unequalized Deductible Revenue	0	0	0	0
G.L.821 Restricted for Carryover of Restricted Revenues	0	0	0	0
G.L.823 Restricted for Carryover of Transition To Kindergarten	0	0	0	0
G.L.825 Restricted for Skill Center	0	0	0	0
G.L.828 Restricted for Carryover of Food Service Revenue	0	0	0	0
G.L.830 Restricted for Debt Service	0	0	0	0
G.L.835 Restricted for Arbitrage Rebate	0	0	0	0
G.L.840 Nonspendable Fund Balance-Inventory & Prepaid Items	7,550	7,550	7,550	7,550
G.L.845 Restricted for Self-Insurance	0	0	0	0
G.L.850 Restricted for Uninsured Risks	0	0	0	0
G.L.870 Committed to Other Purposes	0	0	0	0

Pullman School District No.267

F-195F

SUMMARY OF GENERAL FUND BUDGET

	2026-2027 Current	2027-2028 Forecast	2028-2029 Forecast	2029-2030 Forecast
G.L.872 Committed to Economic Stabilization	0	0	0	0
G.L.873 Committed to Depreciation Sub-Fund for Facility Maintenance	0	0	0	0
G.L.875 Assigned to Contingencies	0	0	0	0
G.L.884 Assigned to Other Capital Projects	0	0	0	0
G.L.888 Assigned to Other Purposes	0	0	0	0
G.L.890 Unassigned Fund Balance	9,161	0	0	0
G.L.891 Unassigned to Minimum Fund Balance Policy	4,733,539	4,742,700	4,742,700	4,742,700
I. TOTAL ENDING FUND BALANCE (G+H)	4,750,250	4,750,250	4,750,250	4,750,250

**** Beginning Fund Balance does not match prior year Ending Fund Balance**

1/ G.L. 536 is an account that is used to summarize actions for other financing uses transfers out.
 2/ G.L. 535 is an account that is used to summarize actions for other financing uses such as long-term financing and debt extinguishments. Nonvoted debts may be serviced in the Debt Service Fund (DSF) rather than in the fund that received the debt proceeds. In order to provide the resources to retire the debt, a transfer is used by the General Fund, Capital Projects Fund, or Transportation Vehicle Fund to transfer resources to the DSF. Refer to Page DS3 for detail of estimated outstanding nonvoted bond detail information.

Pullman School District No.267

F-195F

SUMMARY OF ASSOCIATED STUDENT BODY FUND BUDGET

	2026-2027 Current	2027-2028 Forecast	2028-2029 Forecast	2029-2030 Forecast
REVENUES				
100 General Student Body	350,305	357,311	364,457	371,746
200 Athletics	239,687	244,481	249,370	354,358
300 Classes	51,250	52,275	53,321	54,387
400 Clubs	368,761	376,136	383,659	391,332
600 Private Moneys	11,500	11,730	11,965	12,204
A. TOTAL REVENUES	1,021,503	1,041,933	1,062,772	1,184,027
EXPENDITURES				
100 General Student Body	392,602	376,898	361,822	347,349
200 Athletics	308,218	295,889	284,054	272,692
300 Classes	48,482	46,543	44,681	42,894
400 Clubs	432,867	415,552	398,930	382,973
600 Private Moneys	11,500	11,040	10,598	10,174
B. TOTAL EXPENDITURES	1,193,669	1,145,922	1,100,085	1,056,082
C. Unusual or Infrequent Items - Inflows (G.L. 968)	0	0	0	0
D. Unusual or Infrequent Items - Outflows (G.L. 538)	0	0	0	0
E. Net Change In Fund Balance (A-B+C-D)	-172,166	-103,989	-37,313	127,945
BEGINNING FUND BALANCE				
G.L.810 Restricted for Other Items	0	0	0	0
G.L.819 Restricted for Fund Purposes	538,777	366,611	262,622	225,309
G.L.840 Nonspendable Fund Balance-Inventory & Prepaid Items	0	0	0	0
G.L.850 Restricted for Uninsured Risks	0	0	0	0
G.L.870 Committed to Other Purposes	0	0	0	0
G.L.889 Assigned to Fund Purposes	0	0	0	0
G.L.890 Unassigned Fund Balance	0	0	0	0
F. TOTAL BEGINNING FUND BALANCE	538,777	366,611	262,622	225,309
ENDING FUND BALANCE				
G.L.810 Restricted for Other Items	0	0	0	0
G.L.819 Restricted for Fund Purposes	366,611	262,622	225,309	253,253

Pullman School District No.267

F-195F

SUMMARY OF ASSOCIATED STUDENT BODY FUND BUDGET

	2026-2027 Current	2027-2028 Forecast	2028-2029 Forecast	2029-2030 Forecast
G.L.840 Nonspendable Fund Balance-Inventory & Prepaid Items	0	0	0	0
G.L.850 Restricted for Uninsured Risks	0	0	0	0
G.L.870 Committed to Other Purposes	0	0	0	0
G.L.889 Assigned to Fund Purposes	0	0	0	0
G.L.890 Unassigned Fund Balance	0	0	0	0
G. TOTAL ENDING FUND BALANCE (E+F)	366,611	262,622	225,309	353,254

Pullman School District No.267

F-195F

SUMMARY OF DEBT SERVICE FUND BUDGET

	2026-2027 Current	2027-2028 Forecast	2028-2029 Forecast	2029-2030 Forecast
REVENUES AND OTHER FINANCING SOURCES				
1000 Local Taxes	7,236,690	7,392,180	7,240,620	7,162,290
2000 Local Nontax Support	90,000	90,000	90,000	90,000
3000 State, General Purpose	0	0	0	0
5000 Federal, General Purpose	0	0	0	0
9000 Other Financing Sources	0	0	0	0
A. TOTAL REVENUES AND OTHER FINANCING SOURCES	7,326,690	7,482,180	7,330,620	7,252,290
EXPENDITURES				
Matured Bond Expenditures	5,000,000	5,375,000	5,780,000	5,655,000
Interest on Bonds	2,111,316	1,877,165	1,625,415	1,363,240
Interfund Loan Interest	0	0	0	0
Bond Transfer Fees	0	0	0	0
Arbitrage Rebate	0	0	0	0
Underwriter's Fees	10,000	10,000	10,000	10,000
B. TOTAL EXPENDITURES	7,121,316	7,262,165	7,415,415	7,028,240
C. OTHER FINANCING USES--TRANSFERS OUT (G.L.536)	0	0	0	0
D. OTHER FINANCING USES (G.L.535)	0	0	0	0
E. Unusual or Infrequent Items - Inflows (G.L. 968)	0	0	0	0
F. Unusual or Infrequent Items - Outflows (G.L. 538)	0	0	0	0
G. Net Change In Fund Balance (A-B-C-D+E-F)	205,374	220,015	- 84,795	224,050
BEGINNING FUND BALANCE				
G.L.810 Restricted for Other Items	0	0	0	0
G.L.830 Restricted for Debt Service	3,850,661	4,056,035	4,276,050	4,191,255
G.L.835 Restricted for Arbitrage Rebate	0	0	0	0
G.L.870 Committed to Other Purposes	0	0	0	0
G.L.889 Assigned to Fund Purposes	0	0	0	0
G.L.890 Unassigned Fund Balance	0	0	0	0
H. TOTAL BEGINNING FUND BALANCE	3,850,661	4,056,035	4,276,050	4,191,255
ENDING FUND BALANCE				

Pullman School District No.267

F-195F

SUMMARY OF DEBT SERVICE FUND BUDGET

	2026-2027 Current	2027-2028 Forecast	2028-2029 Forecast	2029-2030 Forecast
G.L.810 Restricted for Other Items	0	0	0	0
G.L.830 Restricted for Debt Service	4,056,035	4,276,050	4,191,255	4,415,305
G.L.835 Restricted for Arbitrage Rebate	0	0	0	0
G.L.870 Committed to Other Purposes	0	0	0	0
G.L.889 Assigned to Fund Purposes	0	0	0	0
G.L.890 Unassigned Fund Balance	0	0	0	0
I. TOTAL ENDING FUND BALANCE (G+H)	4,056,035	4,276,050	4,191,255	4,415,305

1/ G.L. 536 is an account that is used to summarize actions for other financing uses-transfers out.
 2/ G.L. 535 is an account that is used to summarize actions for other financing uses such as long-term financing and debt extinguishments. Nonvoted debts may be serviced in the Debt Service Fund (DSF) rather than in the fund that received the debt proceeds. In order to provide the resources to retire the debt, a transfer is used by the General Fund, Capital Projects Fund, or Transportation Vehicle Fund to transfer resources to the DSF. Refer to Page DS4 for detail of estimated outstanding nonvoted bond detail information.

Pullman School District No.267

F-195F

SUMMARY OF CAPITAL PROJECTS FUND BUDGET

	2026-2027	2027-2028	2028-2029	2029-2030
	Current	Forecast	Forecast	Forecast

REVENUES AND OTHER FINANCING SOURCES

1000 Local Taxes	297,000	297,000	297,000	297,000
2000 Local Nontax Support	421,000	115,000	115,000	115,000
3000 State, General Purpose	0	0	0	0
4000 State, Special Purpose	0	0	0	0
5000 Federal, General Purpose	0	0	0	0
6000 Federal, Special Purpose	0	0	0	0
7000 Revenues from Other School Districts	0	0	0	0
8000 Revenues from Other Entities	0	0	0	0
9000 Other Financing Sources	0	0	0	0
A. TOTAL REVENUES AND OTHER FINANCING SOURCES	718,000	412,000	412,000	412,000

EXPENDITURES

10 Sites	290,000	0	0	0
20 Buildings	3,100,000	0	0	0
30 Equipment	337,118	197,000	197,000	197,000
40 Energy	0	0	0	0
50 Sales and Lease Expenditures	0	0	0	0
60 Bond Issuance Expenditures	4,500	4,500	4,500	4,500
90 Debt Expenditures	0	0	0	0
B. TOTAL EXPENDITURES	3,731,618	201,500	201,500	201,500
C. OTHER FINANCING USES--TRANSFERS OUT (G.L.536) 1/	100,000	100,000	100,000	100,000
D. OTHER FINANCING USES (G.L.535) 2/	0	0	0	0
E. Unusual or Infrequent Items - Inflows (G.L. 968)	0	0	0	0
F. Unusual or Infrequent Items - Outflows (G.L. 538)	0	0	0	0
G. Net Change In Fund Balance (A-B-C-D)	-3,113,618	110,500	110,500	110,500

BEGINNING FUND BALANCE

G.L.810 Restricted for Other Items	0	0	0	0
G.L.825 Restricted for Skill Center	0	0	0	0
G.L.830 Restricted for Debt Service	0	0	0	0

Pullman School District No.267

F-195F

SUMMARY OF CAPITAL PROJECTS FUND BUDGET

	2026-2027 Current	2027-2028 Forecast	2028-2029 Forecast	2029-2030 Forecast
G.L.835 Restricted for Arbitrage Rebate	0	0	0	0
G.L.840 Nonspendable Fund Balance-Inventories & Prepaid Items	0	0	0	0
G.L.850 Restricted for Uninsured Risks	0	0	0	0
G.L.861 Restricted from Bond Proceeds	4,500	0	0	0
G.L.862 Committed from Levy Proceeds	337,118	0	0	0
G.L.863 Restricted from State Proceeds	0	0	0	0
G.L.864 Restricted from Federal Proceeds	0	0	0	0
G.L.865 Restricted from Other Proceeds	0	0	0	0
G.L.866 Restricted from Impact Fee Proceeds	0	0	0	0
G.L.867 Restricted from Mitigation Fee Proceeds	0	0	0	0
G.L.869 Restricted from Undistributed Proceeds	0	0	0	0
G.L.870 Committed to Other Purposes	0	0	0	0
G.L.889 Assigned to Fund Purposes	3,136,342	364,342	474,842	585,342
G.L.890 Unassigned Fund Balance	0	0	0	0
H. TOTAL BEGINNING FUND BALANCE	3,477,960	364,342	474,842	585,342
ENDING FUND BALANCE				
G.L.810 Restricted for Other Items	0	0	0	0
G.L.825 Restricted for Skill Center	0	0	0	0
G.L.830 Restricted for Debt Service	0	0	0	0
G.L.840 Nonspendable Fund Balance-Inventories & Prepaid Items	0	0	0	0
G.L.835 Restricted for Arbitrage Rebate	0	0	0	0
G.L.850 Restricted for Uninsured Risks	0	0	0	0
G.L.861 Restricted from Bond Proceeds	0	0	0	0
G.L.862 Committed from Levy Proceeds	0	0	0	0
G.L.863 Restricted from State Proceeds	0	0	0	0
G.L.864 Restricted from Federal Proceeds	0	0	0	0
G.L.865 Restricted from Other Proceeds	0	0	0	0
G.L.866 Restricted from Impact Fee Proceeds	0	0	0	0
G.L.867 Restricted from Mitigation Fee Proceeds	0	0	0	0
G.L.869 Restricted from Undistributed Proceeds	0	0	0	0
G.L.870 Committed to Other Purposes	0	0	0	0

Pullman School District No.267

F-195F

SUMMARY OF CAPITAL PROJECTS FUND BUDGET

	2026-2027 Current	2027-2028 Forecast	2028-2029 Forecast	2029-2030 Forecast
G.L.889 Assigned to Fund Purposes	364,342	474,842	585,342	695,842
G.L.890 Unassigned Fund Balance	0	0	0	0
I. TOTAL ENDING FUND BALANCE (G+H)	364,342	474,842	585,342	695,842

1/ G.L. 536 is an account that is used to summarize actions for other financing uses--transfers out.
 2/ G.L. 535 is an account that is used to summarize actions for other financing uses such as long-term financing and debt extinguishments. Nonvoted debts may be serviced in the Debt Service Fund (DSF) rather than in the fund that received the debt proceeds. In order to provide the resources to retire the debt, a transfer is used by the General Fund, Capital Projects Fund, or Transportation Vehicle Fund to transfer resources to the DSF.

Pullman School District No.267

F-195F

SUMMARY OF TRANSPORTATION VEHICLE FUND BUDGET

2026-2027 Current 2027-2028 Forecast 2028-2029 Forecast 2029-2030 Forecast

	2026-2027 Current	2027-2028 Forecast	2028-2029 Forecast	2029-2030 Forecast
REVENUES AND OTHER FINANCING SOURCES				
1100 Local Property Tax	0	0	0	0
1300 Sale of Tax Title Property	0	0	0	0
1400 Local in lieu of Taxes	0	0	0	0
1500 Timber Excise Tax	0	0	0	0
1600 County-Administered Forests	0	0	0	0
1900 Other Local Taxes	0	0	0	0
2200 Sales of Goods, Supplies, and Services, Unassigned	0	0	0	0
2300 Investment Earnings	30,000	30,000	30,000	30,000
2500 Gifts and Donations	0	0	0	0
2600 Fines and Damages	0	0	0	0
2700 Rentals and Leases	0	0	0	0
2800 Insurance Recoveries	0	0	0	0
2900 Local Support Nontax, Unassigned	0	0	0	0
3600 State Forests	0	0	0	0
4100 Special Purpose-Unassigned	0	0	0	0
4300 Other State Agencies-Unassigned	0	0	0	0
4499 Transportation Reimbursement Depreciation	279,387	279,387	279,387	279,387
5200 General Purposes Direct Federal Grants-Unassigned	0	0	0	0
5300 Impact Aid, Maintenance and Operation	0	0	0	0
5400 Federal in lieu of Taxes	0	0	0	0
5600 Qualified Bond Interest Credit-Federal	0	0	0	0
5700 Qualified Energy Investment Tax Credits	0	0	0	0
6100 Special Purpose-OSPI Unassigned	0	0	0	0
6200 Direct Special Purpose Grants	0	0	0	0
6300 Federal Grants Through Other Entities-Unassigned	0	0	0	0
8100 Governmental Entities	0	0	0	0
8500 NonFederal ESD	0	0	0	0
9100 Sale of Bonds	0	0	0	0

Pullman School District No.267

F-195F

SUMMARY OF TRANSPORTATION VEHICLE FUND BUDGET

	2026-2027 Current	2027-2028 Forecast	2028-2029 Forecast	2029-2030 Forecast
9300 Sale of Equipment	0	0	0	0
9400 Compensated Loss of Fixed Assets	0	0	0	0
9500 Long-Term Financing	0	0	0	0
A. TOTAL REVENUES, OTHER FINANCING SOURCES (less transfers)				
B. 9900 TRANSFERS IN (from the General Fund)	0	0	0	0
C. TOTAL REVENUES AND OTHER FINANCING SOURCES	309,387	309,387	309,387	309,387
EXPENDITURES				
33 Transportation Equipment Purchases	630,000	420,000	420,000	420,000
34 Transportation Equipment Major Repair	100,000	50,000	50,000	50,000
43 Transportation Vehicle Energy Audits	0	0	0	0
44 Transportation Equipment Capital Improvement	0	0	0	0
61 Bond/Levy Issuance and/or Election	0	0	0	0
91 Principal	0	0	0	0
92 Interest 1/	0	0	0	0
93 Arbitrage Rebate	0	0	0	0
D. TOTAL EXPENDITURES	730,000	470,000	470,000	470,000
E. OTHER FINANCING USES--TRANSFERS OUT (G.L.536) 2/	0	0	0	0
F. OTHER FINANCING USES (G.L.535) 3/	0	0	0	0
G. Unusual or Infrequent Items - Inflows (G.L. 968)	0	0	0	0
H. Unusual or Infrequent Items - Outflows (G.L. 538)	0	0	0	0
I. Net Change In Fund Balance (C-D-E-F+G-H)	-420,613	-160,613	-160,613	-160,613
BEGINNING FUND BALANCE				
G.L.810 Restricted for Other Items	0	0	0	0
G.L.819 Restricted for Fund Purposes	1,133,015	712,402	551,789	391,176
G.L.830 Restricted for Debt Service	0	0	0	0
G.L.835 Restricted for Arbitrage Rebate	0	0	0	0
G.L.850 Restricted for Uninsured Risks	0	0	0	0
G.L.870 Committed to Other Purposes	0	0	0	0
G.L.889 Assigned to Fund Purposes	0	0	0	0
G.L.890 Unassigned Fund Balance	0	0	0	0
J. TOTAL BEGINNING FUND BALANCE	1,133,015	712,402	551,789	391,176

Pullman School District No.267

F-195F

SUMMARY OF TRANSPORTATION VEHICLE FUND BUDGET

	2026-2027 Current	2027-2028 Forecast	2028-2029 Forecast	2029-2030 Forecast
ENDING FUND BALANCE				
G.L.810 Restricted for Other Items	0	0	0	0
G.L.819 Restricted for Fund Purposes	712,402	551,789	391,176	230,563
G.L.830 Restricted for Debt Service	0	0	0	0
G.L.835 Restricted for Arbitrage Rebate	0	0	0	0
G.L.850 Restricted for Uninsured Risks	0	0	0	0
G.L.870 Committed to Other Purposes	0	0	0	0
G.L.889 Assigned to Fund Purposes	0	0	0	0
G.L.890 Unassigned Fund Balance	0	0	0	0
K. TOTAL ENDING FUND BALANCE (I+J)	712,402	551,789	391,176	230,563

1/ Includes interest portion of purchase contracts.

2/ G.L. 536 is an account that is used to summarize actions for other financing uses--transfers out.

3/ G.L. 535 is an account that is used to summarize actions for other financing uses such as long-term financing and debt extinguishments. Nonvoted debts may be serviced in the Debt Service Fund (DSF) rather than in the fund that received the debt proceeds. In order to provide the resources to retire the debt, a transfer is used by the General Fund, Capital Projects Fund, or Transportation Vehicle Fund to transfer out resources to the DSF.

Coversheet

Administrative Requirements Update

Section: VII. Informational Items
Item: A. Administrative Requirements Update
Purpose: FYI
Submitted by:
Related Material: June Administrative Requirements Update.pdf



Pullman School District
240 SE Dexter St.
Pullman, WA 99163

Monthly Administrative Requirements

June

- Classified Evaluations
 - *Person(s) Responsible: Supervisors*
- Federal Sped Suspension & Expulsion Report
 - *Person(s) Responsible: Asst. Superintendent, Asst. Director of Special Services & Principals*
- 1799 Drivers' Status Report
 - *Person(s) Responsible: Exec. Director of Operations & Transportation Supervisor*
- Evals of Classified Supervisors
 - *Person(s) Responsible: Exec. Director of Operations*
- Inventory of District Property
 - *Person(s) Responsible: Exec. Director of Operations*
- Annual Review of Safety Equipment
 - *Person(s) Responsible: Exec. Director of Operations & Maintenance Supervisor*
- Annual Inventory of Chemicals
 - *Person(s) Responsible: Exec. Director of Operations & Maintenance Supervisor*
- End of Year Processes
 - *Person(s) Responsible: All Staff*
- Annual Weapons Report
 - *Person(s) Responsible: Principals & Program Manager – State & Federal Programs*
- Perkins Voc & Tech Ed Application
 - *Person(s) Responsible: CTE Director*
- F218 Final Report for Voc Ed Program
 - *Person(s) Responsible: CTE Director*
- Title IX
 - *Person(s) Responsible: Asst. Superintendent & Principals*
- School Improvement Plan Year-End Report to Board
 - *Person(s) Responsible: Principals*
- Administrator Evaluations
 - *Person(s) Responsible: Superintendent, Asst. Superintendent & Principals*
- Sexual Harassment Reports
 - *Person(s) Responsible: Principals*
- Suspension & Expulsion Report
 - *Person(s) Responsible: Superintendent's Office, Skyward & CEDARS*
- Title Year End Report
 - *Person(s) Responsible: Asst. Superintendent*
- Credits and Clock Hours for Certificated Staff (enter info for possible move on salary schedule)
 - *Person(s) Responsible: Human Resources Manager*
- Submit IDEA & IDEA Preschool Budget – Due July 1

- *Person(s) Responsible: Assistant Director of Special Services & Program Manager – State & Federal Programs*
- Budget Preparation – last board meeting in June for first presentation
 - *Person(s) Responsible: Finance Director*

July

- Grant Application Proposals
 - Person(s) Responsible: Asst. Superintendent*
 - Title III – State Transitional Bilingual
 - Hi Cap - State
 - Title IIA & IID
 - Title 1 – Federal
 - LAP – State
 - Title V – Innovative Program – Federal
 - Title IV – Safe & Drug Free Schools – Federal
 - TAP – Teachers Assistance Program - State
- Year End Reports + Report to Board
 - Person(s) Responsible: Asst. Superintendent*
 - Title I
 - LAP
 - Hi Cap
 - Bilingual, Form 1051E
- Special Education End of Year Reports – Due July 15
 - Person(s) Responsible: Asst. Director of Special Services & Program Manager – State & Federal Programs*
 - COSF
 - Initial Evaluation Timeline Report
 - Transition from Part C to Part B Report
- ASB Clubs and Fundraisers to board for approval
 - *Person(s) Responsible: Exec. Director of Operations & Principals*
- Organize joint meeting with PPD
 - *Person(s) Responsible: Exec. Director of Operations*
- Credit and clock hours for certified staff
 - *Person(s) Responsible: Human Resources Manager*
- Submit Federal Special Ed iGrant– Due July 1
 - *Person(s) Responsible: Asst. Director of Special Services & Program Manager – State & Federal Programs*
- Budget Hearing & Adoption
 - *Person(s) Responsible: Finance Director*

Coversheet

Expense Claim Audit - Community Update Board Schedule

Section: VII. Informational Items
Item: C. Expense Claim Audit - Community Update Board Schedule
Purpose: FYI
Submitted by:
Related Material: Expense Claim Audit Comm Update Schedule.pdf



BOARD DIRECTOR SCHEDULES

Expense Claim Audit Schedule

Month	Reviewer
August 2025	Craig Nelson
September	Nathan Roberts
October	Arron Carter
November	Amanda Tanner
December	Lisa Waananen Jones
January 2026	Craig Nelson
February	Deena Bayoumi
March	Arron Carter
April	Stephanie Horn
May	Lisa Waananen Jones
June	Craig Nelson
July	Deena Bayoumi

Community Update Board Report Schedule

Month	Submitter	Deadline
September 2025	District – Supt.	Need by end of July
October	Lisa Waananen Jones	Need by end of August
November	Nathan Roberts	Need by end of September
December	Amanda Tanner	Need by end of October
January 2026	District – Asst. Supt.	Need by end of November
February	Craig Nelson	Need by end of December
March	Arron Carter	Need by end of January
April	District – Exec. Dir of Operations	Need by end of February
May	Lisa Waananen Jones	Need by end of March
June	Deena Bayoumi	Need by end of April
July	Stephanie Horn	Need by end of May
August	Craig Nelson	Need by end of June

**Please provide article from principal or staff member (please, not too “school-specific”) about 500 words and photos if applicable.*

Coversheet

Board Calendar

Section: VII. Informational Items
Item: D. Board Calendar
Purpose: FYI
Submitted by:
Related Material: 2025-2026 Board Meeting Content Calendar REV 6.9.25.pdf
2026-2027 Board Meeting Content Calendar 5.27.26.pdf



PULLMAN SCHOOL DISTRICT

2025-2026 BOARD OF DIRECTORS MEETING CALENDAR

Regular Meetings start at 6:30 p.m. in the Pullman High School Board Room
Work Sessions start at 4:30pm at the designated location

Additional meetings may be scheduled as needed in accordance with the Open Public Meetings Act.
Meeting Content Subject to Change

August 6 - Work Session at District Office

- Board of Distinction Application

August 13 – Regular Board Meeting

- 2025-2026 Assessment Plan
- Budget Hearing
- Adopt School District Budget

August 27 – Regular Board Meeting

- Employee Agreements
- Grant Program Notification
- Report: Annual Affirmative Action Plan

September – Superintendent/Board attends staff and PTA/PTO/Booster Meetings

September 3 – Work Session at Sunnyside Elementary

- School Showcase: Sunnyside Elementary
- 2025-2026 Board Professional Development Plan
- Professional Learning Communities (PLC) Update and/or Board Training

September 10 – Regular Board Meeting

- School Showcase: Franklin Elementary
- Report: Summer School
- Report: ALE
- Report: Program Compliance
- Uncollected Non-Tax Revenue
- Inventory Loss/Write-Off Approval

September 24 – Regular Board Meeting

- Report: Highly Capable Services Report

September – WSSDA Legislative Assembly

October 1 – Work Session at Jefferson Elementary

- School Showcase: Jefferson Elementary
- Elementary Principals Present 2025-2026 School Improvement Plans

October 8 – Regular Board Meeting

- School Showcase: Kamiak Elementary
- Application for Basic Education Allocation
- Report: District Choice Report
- Report: Risk Management Program

October 22 – Regular Board Meeting

- Report: Curriculum Adoption Update, Cycle & Development
- Report: Sustainability Committee Update
- Review Classified Employee Award Nominations

November 5– Work Session at Pullman High School

- School Showcase: Pullman High School
- Secondary Principals Present 2025-2026 School Improvement Plans
- Professional Learning Communities (PLC) Board Training

November 12 – Regular Board Meeting

- School Showcase: Sunnyside Elementary
- Approve: 2025-2026 School Improvement Plans
- Present Classified Employee Award
- Report: Year-End Finance Report
- Report: Special Education Services Update
- Report: LMS & PHS Student Ambassadors

November 20-22, 2025 – Annual WSSDA Conference

December 3 – Work Session at District Office

- Board Goals & Strategic Plan Review
- WSSDA Conference Reflections

December 10 – Regular Board Meeting

- School Showcase: Franklin Elementary
- Report: Transportation Services
- Report: Human Resources Report
- Report: CTE Program/Perkins Grant Approval
- Report: Assessment Results (*subject to change*)
- Elect Board President and VP (*biennial*)
- Oath of Office for New or Re-Elected Board Members (*as needed*)

January 14 – Regular Board Meeting

- School Showcase: Jefferson Elementary
- Report: Technology Services
- Annual Review: 1101F Board Operating Protocols

January 28 – Regular Board Meeting

- School Showcase: Lincoln Middle School
- Executive Session: Superintendent Evaluation

February – WSSDA Legislative Conference

February 4– Work Session at Kamiak Elementary

- School Showcase: Kamiak Elementary
- Board Policy and/or Professional Development Workshop

February 11 – Regular Board Meeting

- School Showcase: Sunnyside Elementary
- Report: Scratch Cooking/Nutrition Services Program Update

February 25 – Regular Board Meeting

- Executive Session: Superintendent Contract Renewal – *Due March 1st*
- Board Financial Disclosures Due End of the Month (*Reminder*)
- Enrollment Projections

March 4 – Work Session at Franklin Elementary

- School Showcase: Franklin Elementary
- Board Policy and/or Professional Development Workshop
- Alternative Learning Experiences Update

March 11 – Regular Board Meeting

- School Showcase: Pullman High School
- Report: Visual/Performing Arts
- Annual Review: Social Media Policy 4309/P
- LMS/PHS Fee Schedules for Next School Year
- LMS/PHS Course Approvals for Next School Year

March 25 – Regular Board Meeting

- School Showcase: Jefferson Elementary
- Recognize National Board-Certified Teachers
- Report: Maintenance/Facilities/Asset Preservation Program
- Reports: Administrative Intern Projects
- Report: Curriculum Adoption Update

April 1 – Work Session at District Office (*Tentative*)

- Board Policy and/or Professional Development Workshop

April 15 – Regular Board Meeting

**Please note, this meeting is scheduled for the 3rd Wednesday of the month due to the scheduling of Spring Break.*

- Review Dedicated Teacher/Teaching Team Award Nominations
- LMS/PHS Course Guides for Next School Year
- Discussion: Summer Athletic & Activities Program
- PSD Family & Student Handbook for Next School Year
- LMS/PHS Athletics & Activities Handbook for Next School Year

April 29 – Regular Board Meeting

**Please note, this meeting is scheduled for the 5th Wednesday of the month due to the scheduling of Spring Break.*

- School Showcase: Kamiak Elementary School
- Review Dedicated Teacher/Teaching Team Award Nominations
- Approve: Summer Athletic & Activities Program
- Report: Sustainability Committee

May 6 – Work Session at District Office

- CEE Data Review (*every two years*)
- Board Self-Assessment Review Workshop

May 13 – Regular Board Meeting

- Certificated Staffing
- Curriculum Adoptions (*as needed*)
- Annual WIAA Enrollment Resolution
- Present Dedicated Teacher/Teaching Team Award
- Review Annual Board Meeting Calendar
- Filing Period for Open School Board Positions (*as needed*)
- Preschool RFP (*as needed*)

May 27 – Regular Board Meeting

- School Showcase: LMS & PHS Student Ambassadors
- Annual Review: Graduation Policy 2410/P

June 10 – Regular Board Meeting

- Executive Session: Superintendent End-of-Year Evaluation
- Report: Safety
- Report: Summer School
- Report: ELD Program
- Report: Special Education Services Update

June 17 – Work Session at District Office

- School Improvement Plans – Elementary & Secondary Principals Present Summary of 2025-2026 Progress

June 24 – Regular Board Meeting

- Report: Professional Learning Communities (PLC) Summary
- Report: LMS and PHS Athletics and Activities, Title IX (*every three years, next report 2026*)
- Report: Wellness & Workforce Mental Health Committee
- Approve: ASB Fundraisers and Clubs
- Classified Staffing

July – School Board Advance

- Board members send their Committee/Rep interests to the Board President for upcoming school year
- Board President Appoints Committee/Rep Roles

July 8 – Regular Board Meeting (*Tentative*)

July 22 – Regular Board Meeting

- Grants
- Report: Community Engagement Board and Attendance
- School Meal Prices
- Food Service Bid Awards (*as needed*)
- Dairy Bid (*as needed*)
- Fuel Bid Awards (*as needed*)
- Budget Presentation

Approved: May 28, 2025
Revised: June 9, 2025



PULLMAN SCHOOL DISTRICT

2026-2027 BOARD OF DIRECTORS MEETING CALENDAR

Regular Meetings start at 6:30 p.m. in the Pullman High School Board Room
Work Sessions start at 4:30pm at the designated location

Additional meetings may be scheduled as needed in accordance with the Open Public Meetings Act.
Meeting Content Subject to Change

August 5 - Work Session at District Office

- Board of Distinction Application

August 12 - Regular Board Meeting

- 2026-2027 Assessment Plan
- Budget Hearing
- Adopt School District Budget

August 26 - Regular Board Meeting

- Employee Agreements
- Grant Program Notification
- Report: Annual Affirmative Action Plan

September - Superintendent/Board attends staff and PTA/PTO/Booster Meetings

September 2 - Work Session at Kamiak Elementary

- School Showcase: Kamiak Elementary
- 2026-2027 Board Professional Development Plan
- Professional Learning Communities (PLC) Update and/or Board Training

September 9 - Regular Board Meeting

- School Showcase: Sunnyside Elementary
- Report: Summer School
- Report: ALE
- Report: Program Compliance
- Uncollected Non-Tax Revenue
- Inventory Loss/Write-Off Approval

September 23 - Regular Board Meeting

- Report: Highly Capable Services Report

September - WSSDA Legislative Assembly

October 7 - Work Session at Franklin Elementary

- School Showcase: Franklin Elementary
- Elementary Principals Present 2026-2027 School Improvement Plans

October 14 - Regular Board Meeting

- School Showcase: Jefferson Elementary
- Application for Basic Education Allocation
- Report: District Choice Report
- Report: Risk Management Program

October 28 - Regular Board Meeting

- Report: Curriculum Adoption Update, Cycle & Development
- Review Classified Employee Award Nominations

November 4 - Work Session at Lincoln Middle School

- School Showcase: Lincoln Middle School
- Secondary Principals Present 2026-2027 School Improvement Plans
- Professional Learning Communities (PLC) Board Training

November 12 - Regular Board Meeting

**Please note, this meeting is scheduled on a Thursday in observance of Veteran's Day.*

- School Showcase: Kamiak Elementary
- Approve: 2026-2027 School Improvement Plans
- Present Classified Employee Award
- Report: Year-End Finance Report
- Report: Special Education Services Update
- Report: Sustainability Committee Update
- Discussion: Diversity, Equity, Inclusion & Belonging Task Force Annual Review

November 19-21, 2026 - Annual WSSDA Conference

December 2 - Work Session at District Office

- Board Goals & Strategic Plan Review
- WSSDA Conference Reflections

December 9 - Regular Board Meeting

- School Showcase: Sunnyside Elementary
- Report: LMS & PHS Student Ambassadors
- Report: Transportation Services
- Report: Human Resources Report
- Report: CTE Program/Perkins Grant Approval
- Report: Assessment Results (*subject to change*)
- Elect Board President and VP (*biennial*)
- Oath of Office for New or Re-Elected Board Members (*as needed*)

January 13 - Regular Board Meeting

- School Showcase: Franklin Elementary
- Report: Technology Services
- Annual Review: 1101F Board Operating Protocols & 1101F2 Board Communication Protocols

January 27 - Regular Board Meeting

- School Showcase: Lincoln Middle School
- Executive Session: Superintendent Evaluation

February - WSSDA Legislative Conference

February 3 - Work Session at Jefferson Elementary

- School Showcase: Jefferson Elementary
- Board Policy and/or Professional Development Workshop

February 10 – Regular Board Meeting

- School Showcase: Pullman High School (Visual/Performing Arts)
- Report: Scratch Cooking/Nutrition Services Program Update

February 24 – Regular Board Meeting

- Executive Session: Superintendent Contract Renewal – *Due March 1st*
- Board Financial Disclosures Due End of the Month (*Reminder*)
- Enrollment Projections

March 3 – Work Session at Sunnyside Elementary

- School Showcase: Sunnyside Elementary
- Board Policy and/or Professional Development Workshop
- Alternative Learning Experiences Update

March 10 – Regular Board Meeting

- School Showcase: Kamiak Elementary
- Annual Review: Social Media Policy 4309/P
- LMS/PHS Fee Schedules for Next School Year
- LMS/PHS Course Approvals for Next School Year

March 24 – Regular Board Meeting

- School Showcase: Franklin Elementary
- Recognize National Board-Certified Teachers
- Report: Maintenance/Facilities/Asset Preservation Program
- Reports: Administrative Intern Projects
- Report: Curriculum Adoption Update

April 14 – Regular Board Meeting

- Review Dedicated Teacher/Teaching Team Award Nominations
- Discussion: Summer Athletic & Activities Program
- PSD Family & Student Handbook for Next School Year
- LMS/PHS Athletics & Activities Handbook for Next School Year

April 28 – Regular Board Meeting

- School Showcase: Jefferson Elementary School
- Review Dedicated Teacher/Teaching Team Award Nominations
- Approve: Summer Athletic & Activities Program
- Report: Sustainability Committee

May 5 – Work Session at District Office

- CEE Data Review (*every two years*)
- Board Self-Assessment Review Workshop

May 12 – Regular Board Meeting

- Certificated Staffing
- Curriculum Adoptions (*as needed*)
- Annual WIAA Enrollment Resolution
- Present Dedicated Teacher/Teaching Team Award
- Review Annual Board Meeting Calendar
- Filing Period for Open School Board Positions (*as needed*)
- Preschool RFP (*as needed*)

May 26 – Regular Board Meeting

- School Showcase: LMS & PHS Student Ambassadors
- Annual Review: Graduation Policy 2410/P

June 9 – Regular Board Meeting

- Executive Session: Superintendent End-of-Year Evaluation
- Report: Safety
- Report: Summer School
- Report: ELD Program
- Report: Special Education Services Update

June 16 – Work Session at District Office

- School Improvement Plans – Elementary & Secondary Principals Present Summary of 2026-2027 Progress

June 23 – Regular Board Meeting

- Report: Professional Learning Communities (PLC) Summary
- Report: LMS and PHS Athletics and Activities, Title IX (*every three years, next report 2029*)
- Report: Wellness & Workforce Mental Health Committee
- Approve: ASB Fundraisers and Clubs
- Classified Staffing

July – School Board Retreat

- Board members send their Committee/Rep interests to the Board President for upcoming school year
- Board President Appoints Committee/Rep Roles

July 14 – Regular Board Meeting (*Tentative*)

July 28 – Regular Board Meeting

- Grants
- Report: Community Engagement Board and Attendance
- School Meal Prices
- Food Service Bid Awards (*as needed*)
- Dairy Bid (*as needed*)
- Fuel Bid Awards (*as needed*)
- Budget Presentation

Approved: May 27, 2026

Coversheet

The Pullman Promise: Priorities, Goals, Success Indicators

Section: VII. Informational Items
Item: E. The Pullman Promise: Priorities, Goals, Success Indicators
Purpose: FYI
Submitted by:
Related Material: 2025-26 Strategic Plan Goals_Priorities_Success Indicators.pdf



PULLMAN PUBLIC SCHOOLS
The Pullman Promise
Priorities, Goals, Success Indicators
2025-2026

Mission: Ensuring learning while challenging and supporting each student to achieve full potential

Vision: The Pullman School District mission provides a clear and shared focus among all stakeholders. This common understanding underscores our vision that we each have a stake in student learning and achievement. To fulfill this vision, the District targets its human and fiscal resources toward continuous improvement. Excellence, measured by results, is evident in all we do and is inclusive of work, programs, and facilities.

Our Priority	Our Goal	Success Indicators Measured By
<p>Students First We Provide:</p> <ul style="list-style-type: none"> • A consistently welcoming, healthy, safe environment • Personalized learning for the growth and individual success of each student • Supportive, sustained relationships with each student 	<p>Prioritize actions to ensure a caring and safe environment to cultivate the highest levels of learning.</p>	<ul style="list-style-type: none"> • Student climate survey conducted (Fall) every 2-years by CEE <i>Tentatively scheduled for 2026 administration.</i> • Student Achievement Measurements <ul style="list-style-type: none"> - State Assessments: ELA, Math and Science - District Assessments: Reading and Math - Chronic Absenteeism (5th, 8th and 9th grade) - Graduation Rates (based upon 4-year and 5-year cohorts) - Advanced Placement (AP) • Professional Learning Communities • Annual Board Reports: <ul style="list-style-type: none"> - Affirmative Action Plan Report - ASB Fundraisers and Clubs Report - Student Ambassador Program Reports - Special Education Services Report & Reducing Restraint & Eliminating Isolation Project Updates - Alternative Learning Experiences Report - English Language Development Program Report - Highly Capable Program Report - Safety Report - Summer School Report - Nutrition Services & Summer Meal Program Update

<p>Mutual Respect</p> <ul style="list-style-type: none"> • Inclusive culture in which we value each individual and celebrate our community’s diversity 	<p>Foster a growth mindset that values the beliefs and experiences of all.</p>	<ul style="list-style-type: none"> • Closing achievement gap (State/District Assessment Data) Reviewed data for target populations during Annual School Board Retreat Principals present School Improvement Plans outlining goals, target outcomes, and measures for the 2025-26 school year. Principals present an end-of-year summary update of progress towards School Improvement Plan goals, target outcomes, and measures for the 2025-26 school year. • Community/Staff climate survey conducted every 2-years by CEE <i>Tentatively scheduled for 2026 administration.</i> • “A Community of Belonging” Update during Regular Board meetings • Staff Professional Learning
<p>Cultivate Trust</p> <ul style="list-style-type: none"> • Communicate transparently • We assure fiscal responsibility now and for the future 	<p>Plan expenditures to meet students educational needs.</p> <p>Facilitate Board Listening Sessions and Communication Plan/Schedule</p>	<ul style="list-style-type: none"> • Community/Staff climate survey conducted every 2-years by CEE <i>Tentatively scheduled for 2026 administration.</i> • Annual Budget/Fiscal Audit Report <ul style="list-style-type: none"> - Annual Budget Presentation - Annual Year End Finance Report - Public Hearing – Budget - Regular Budget Status Reports to Board - Finance Committee meeting notes posted on district website • Facilitate Open Access to Information <ul style="list-style-type: none"> - School/District Websites and Board OnTrack Committee/Board Meeting Documents - ParentSquare & StudentSquare (<i>students in grades 9-12</i>) - Language Access Plan - Board Content Calendar/Schedule
<p>Build Together</p> <ul style="list-style-type: none"> • We honor our students’ futures • We cultivate authentic, collaborative relationships based on shared purpose 	<p>Empower all stakeholders to collaborate and pursue innovative means that prepare students for the future.</p> <p>Grow and build community partnerships.</p>	<ul style="list-style-type: none"> • Conduct Open House Events for Families • Family/Teacher Conferences (K-8) Attendance Rates • Career and Technical Course Offerings Board Report

		<ul style="list-style-type: none"> - Annual CTE Program Report - Annual Secondary Course Offerings - CTE Advisory Committee <ul style="list-style-type: none"> • Data Reporting of AP and College in the Classroom Opportunities Board Report • Extracurricular Participation Rates – Clubs/Activities and Athletics • Encourage community involvement through school/districts events, volunteer opportunities, and community presentations
<p>Take Action</p> <ul style="list-style-type: none"> • We are accountable through measurable goals • We commit to constructive feedback and continuous improvement 	<p>Monitor teaching and learning; enhance curriculum, instruction, and assessment.</p>	<ul style="list-style-type: none"> • Graduation rates (based upon 4- and 5-year cohorts) • Annual Alumni Outcome Survey conducted 18 months and 5 years after graduation • District Committees: <ul style="list-style-type: none"> - Curriculum Advisory Council - English Language Development Program Advisory Committee - Highly Capable Advisory Committee - Instructional Materials Adoption Committee • Student Attendance Rates – Chronic Absenteeism (5th, 8th and 9th grade) • Annual Board Reports: <ul style="list-style-type: none"> - Curriculum Adoption Update, Cycle & Development - Spring Assessment Results (December) - School Improvement Plans (Fall) & End-of-Year Summary of Progress (June) - Minimum Basic Education Compliance Report • Board Meeting Schedule/Content Calendar
<p>Shared Decisions</p> <ul style="list-style-type: none"> • Data and feedback inform decisions about best practices, professional development, and student support programs 	<p>Support professional development, quality facilities, and sustainable initiatives to meet our mission and vision.</p>	<ul style="list-style-type: none"> • Staff Professional Learning Surveys Staff provide feedback on professional learning days through the clock-hour and evaluation process.

		<ul style="list-style-type: none">• Annual Course Offerings and Program Board Reports<ul style="list-style-type: none">- Secondary Course Offerings- Sustainability Committee Report- Risk Management Report- Maintenance/Facilities/Asset Preservation Program Report • Staff Professional Learning Opportunities - 2025-2026 Professional Learning Days<ul style="list-style-type: none">- August 20-21 & 25-26, 2025- October 10, 2025- January 16, 2026- February 13, 2026 • District Staff Mentoring Program • District Committees<ul style="list-style-type: none">- Finance Committee- Curriculum Advisory Council- Sustainability Committee- English Language Development Program Advisory Committee- Highly Capable Advisory Committee- Academic Calendar Committee (<i>convened every 2 school years</i>)- Monthly PEA and Admin Team meetings- Student Ambassador Programs- Facilities Committee
--	--	--