

ACADEMIC OVERSIGHT
JANUARY 11, 2023

INSTRUCTIONAL UPDATES

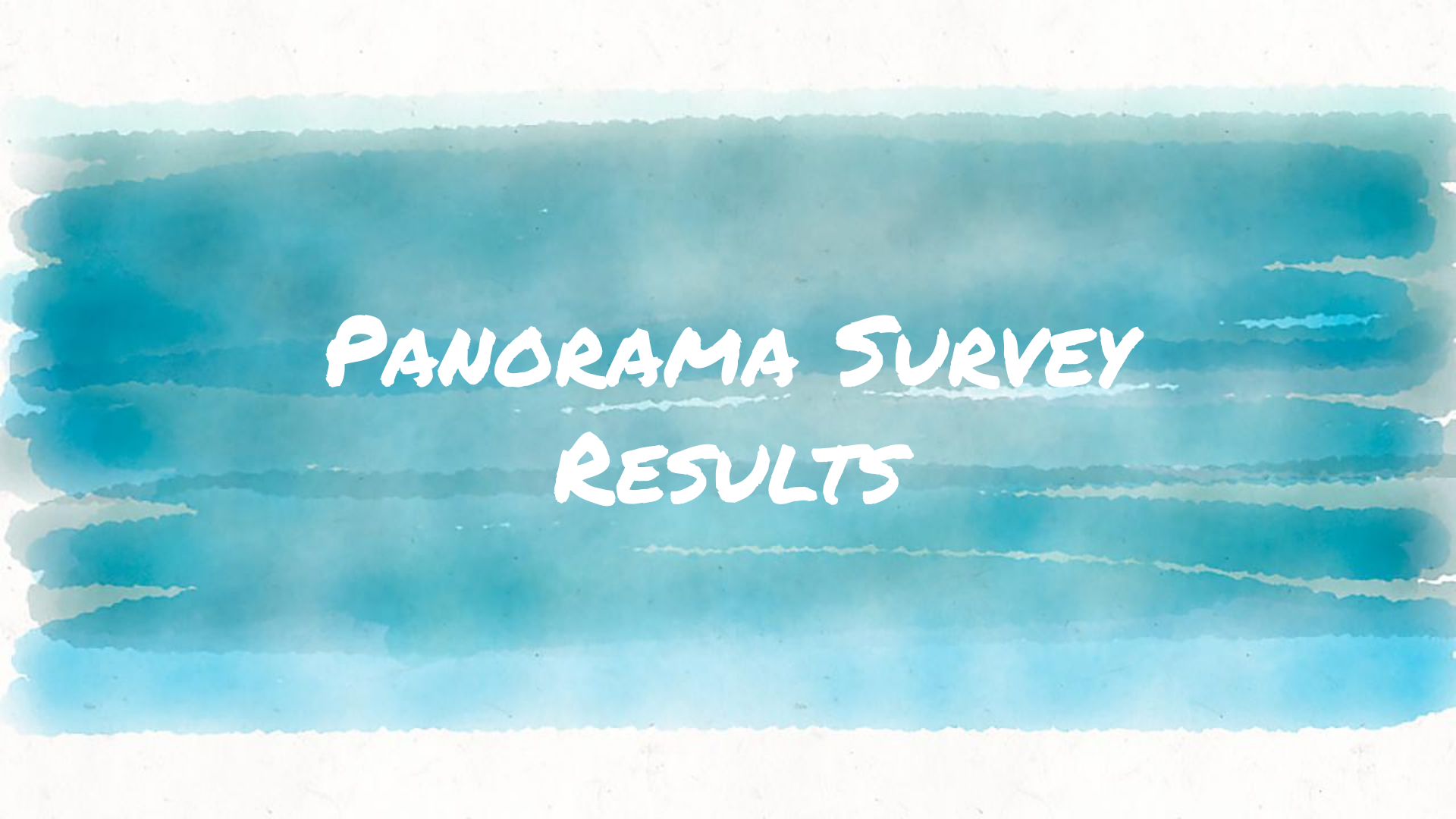
- ▶ OMTR training updates
 - First weekend seminar last week.
 - Introduced new lessons, practiced presenting together, and had discussions around Montessori theory and curriculum.
 - Second seminar on Saturday, January 21

INSTRUCTIONAL UPDATES

- ▶ DIBELS reading assessment
 - Mid year assessment starting now
 - Addition of CORE phonics survey to better support reading instruction in class
- ▶ Math instruction
 - Focus on math facts and seeing exam like questions daily as a choice activity
 - New systems to support continual practice of math facts

INSTRUCTIONAL UPDATES

- ▶ Coaching focus
 - Looking at and filling out transition checklists
 - Using this information to think about how best to support students for the second half of the year



PANORAMA SURVEY RESULTS

COMMUNITY SURVEY

ELL Status

English Learner	9	7%
English Only	123	89%
Confidentiality protected	6	4%

FRPL Status

F	130	94%
T	8	6%

Student Gender

f	72	52%
Confidentiality protected	66	48%

Student Grade Level

-1	19	14%
0	17	12%
1	15	11%
2	15	11%
3	33	24%
4	10	7%
5	11	8%
6	8	6%
Confidentiality protected	10	7%

Student Race

Black or African American	14	10%
Hispanic	29	21%
Other Asian	6	4%
Two or More Races	22	16%
White	67	49%

Special education status

F	132	96%
T	6	4%


The race or ethnicity that best describes me:

Subgroup with no data	1	< 1%
Asian	6	4%
Black or African American	11	8%
Hispanic or Latino	17	12%
White	84	61%
Two or more Races/Ethnicities	19	14%

COMMUNITY SURVEY


- ▶ All areas had a 90% or higher response favorability
- ▶ Growth in all areas except one compared to last winter

Safety



▲ 5

Sense of belonging (school connectedness)



▲ 4

Social emotional



▲ 6

Equity




▲ 7

UMCS Experience



▼ 2

Climate of support for academic learning



▲ 13

**Knowledge and Fairness of
Discipline, Rules and Norms**



▲ 18
Greatest increase



Academics



▲ 6



Communication

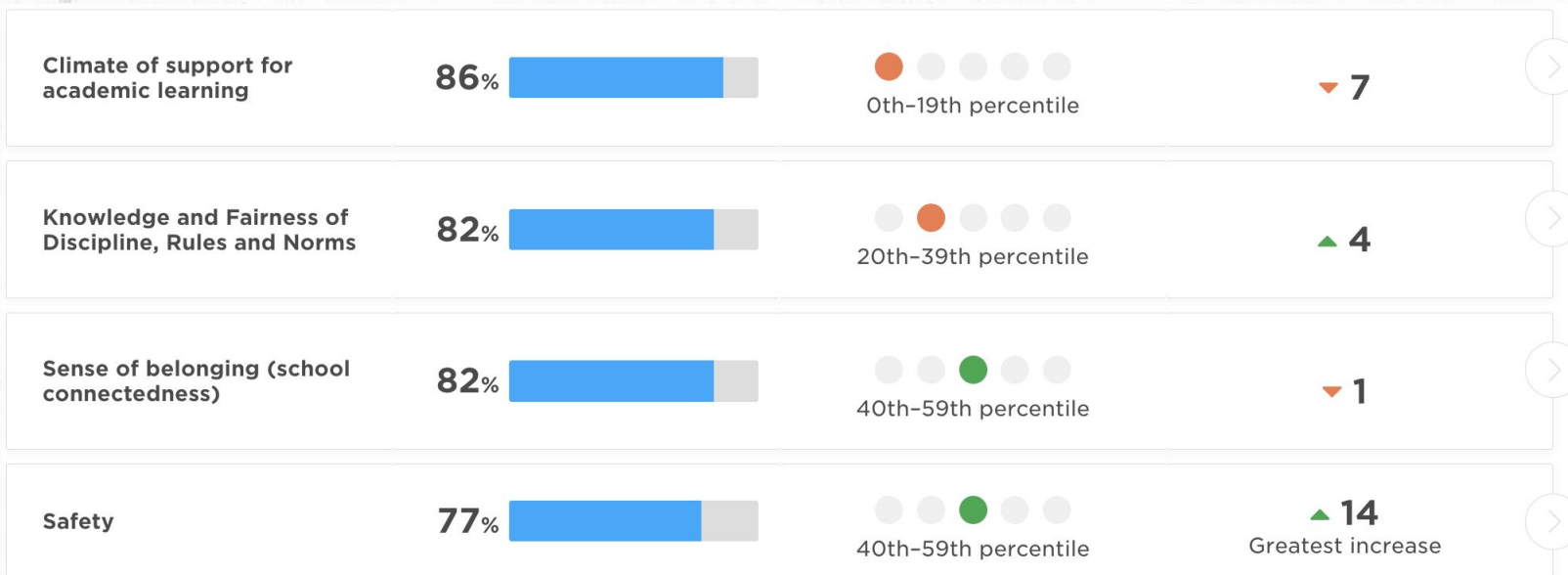


▲ 5



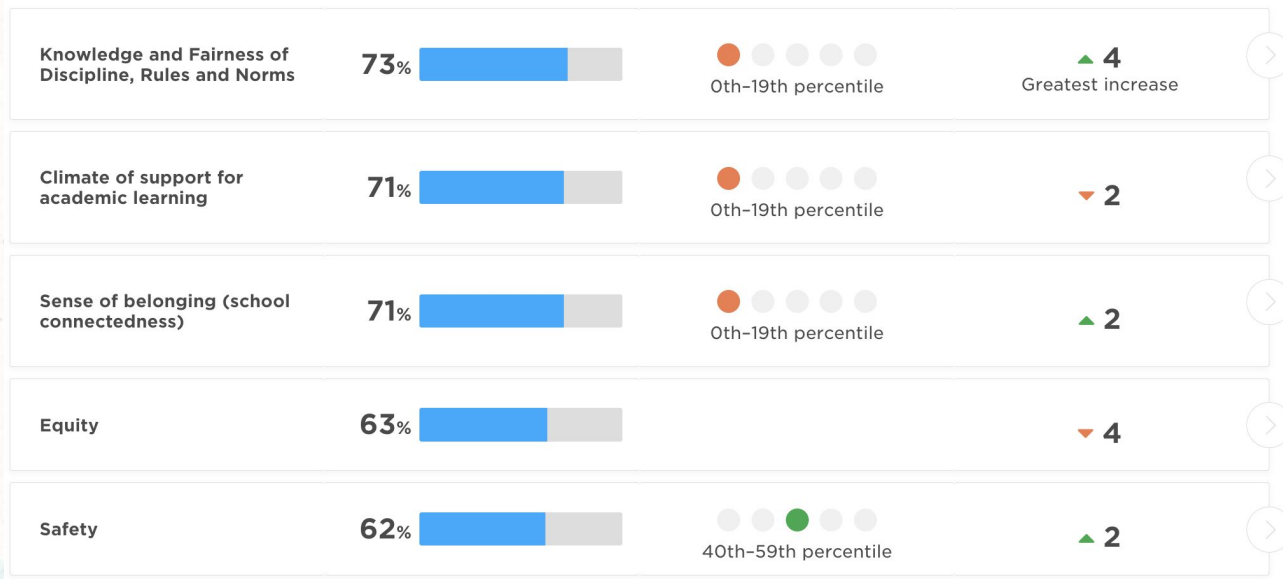
TEACHER/STAFF SURVEY

- ▶ Large increase in staff feeling about safety.



STUDENT SURVEY

- ▶ Highest favorable results for 3rd graders and then a decline for each increasing grade level.



STUDENT SURVEY

► Increase in all areas for 6-8 grade

