



Update for FBUSD

Kimberly Morgan, Director

April 2022

Three Rivers Charter School

New Website! www.trcschool.org

Now enrolling for the 2022-23 school year!

[Join our wait list](#)



Three Rivers Charter School

[Home](#)

[Programs](#) ▾

[About Us](#) ▾

[Governance](#) ▾

[Documents](#)

[Resources](#)

[COVID-19](#)

[Contact Us](#)



Three Rivers Charter School Fort Bragg, CA

We are the Ospreys!

Three Rivers is a tuition-free, public charter school serving students in grades 1-8 in the Fort Bragg/Mendocino area. We offer a small, family-centered learning community with multi-grade classrooms and dedicated teachers.

[Learn more about us here!](#)



SCIENCE FAIR

FIELD TRIPS



Osprey Mural Project



AROUND CAMPUS



2021-22 Enrollment

85 Students

Transferred from FBUSD to TRCS	17
Transferred from TRCS to FBUSD	17
Transferred to TRCS from Elsewhere	19
Total New Students to TRCS	36
Living in FBUSD	82
Living in Mendocino USD	3
Long Term Independent Study	3

Ethnicity	
Hispanic/Latino	38%
Non Hispanic/Latino	62%

Socio Economically Disadvantaged (SED)	80%
--	------------

IEP Students	11
504 Plan Students	2

Next Year's Enrollment

2022 - 2023

- Our goal is 97 students enrolled
- Projecting to meet that goal
- Most openings in 1st and 7th grade
- Enrollment Lottery was held April 7th
- Currently processing new enrollment

Grade Level	# Seats Available (After siblings)	Wait List	Capacity
1	7	9	11
2	1	17	11
3	1	7	11
4	3	9	12
5	0	10	13
6	0	9	13
7	7	7	14
8	0	0	12
total:	19	68	97

NWEA MAP Assessment Data

NorthWest Evaluation Association - Measures of Academic Progress

- Students take this computer based assessment 2-3 times each year to measure growth in Reading, Language Use and Math.
- First we will see scores grouped by percentile for each class by subject.
- Second we will review graphs that compare the percentage of Fall and Spring scores that fall in the Average, High Average or High percentile.

MATH Scores

Grades 3 & 4

Fall 2021

	Lo %ile < 21		LoAvg %ile 21-40		Avg %ile 41-60		HiAvg %ile 61-80		Hi %ile > 80	
Overall Performance	count	%	count	%	count	%	count	%	count	%
Math: Math K-12	8	40%	2	10%	3	15%	7	35%	0	0%

Spring 2022

	Lo %ile < 21		LoAvg %ile 21-40		Avg %ile 41-60		HiAvg %ile 61-80		Hi %ile > 80	
Overall Performance	count	%	count	%	count	%	count	%	count	%
Math: Math K-12	4	22%	4	22%	6	33%	4	22%	0	0%

MATH Scores

Grades 5 & 6

Fall 2021

		Lo %ile < 21		LoAvg %ile 21-40		Avg %ile 41-60		HiAvg %ile 61-80		Hi %ile > 80	
Overall Performance		count	%	count	%	count	%	count	%	count	%
Math: Math K-12		5	31%	2	13%	6	38%	3	19%	0	0%

Spring 2022

		Lo %ile < 21		LoAvg %ile 21-40		Avg %ile 41-60		HiAvg %ile 61-80		Hi %ile > 80	
Overall Performance		count	%	count	%	count	%	count	%	count	%
Math: Math K-12		3	18%	3	18%	7	41%	2	12%	2	12%

MATH Scores

Grades 7 & 8

Fall 2021

Overall Performance	Lo %ile < 21		LoAvg %ile 21-40		Avg %ile 41-60		HiAvg %ile 61-80		Hi %ile > 80	
	count	%	count	%	count	%	count	%	count	%
Math: Math K-12	3	17%	2	11%	9	50%	4	22%	0	0%

Spring 2022

Overall Performance	Lo %ile < 21		LoAvg %ile 21-40		Avg %ile 41-60		HiAvg %ile 61-80		Hi %ile > 80	
	count	%	count	%	count	%	count	%	count	%
Math: Math K-12	3	18%	3	18%	7	41%	2	12%	2	12%

READING Scores

Grades 3 & 4

Fall 2021

Overall Performance	Lo %ile < 21		LoAvg %ile 21-40		Avg %ile 41-60		HiAvg %ile 61-80		Hi %ile > 80	
	count	%	count	%	count	%	count	%	count	%
Language Arts: Reading	7	33%	2	10%	1	5%	9	43%	2	10%

Spring 2022

Overall Performance	Lo %ile < 21		LoAvg %ile 21-40		Avg %ile 41-60		HiAvg %ile 61-80		Hi %ile > 80	
	count	%	count	%	count	%	count	%	count	%
Language Arts: Reading	6	32%	1	5%	7	37%	2	11%	3	16%

READING Scores

Grades 5 & 6

Fall 2021

Overall Performance	Lo %ile < 21		LoAvg %ile 21-40		Avg %ile 41-60		HiAvg %ile 61-80		Hi %ile > 80	
	count	%	count	%	count	%	count	%	count	%
Language Arts: Reading	1	6%	4	25%	5	31%	5	31%	1	6%

Spring 2022

Overall Performance	Lo %ile < 21		LoAvg %ile 21-40		Avg %ile 41-60		HiAvg %ile 61-80		Hi %ile > 80	
	count	%	count	%	count	%	count	%	count	%
Language Arts: Reading	2	10%	3	15%	9	45%	5	25%	1	5%

READING Scores

Grades 7 & 8

Fall 2021

	Lo %ile < 21		LoAvg %ile 21-40		Avg %ile 41-60		HiAvg %ile 61-80		Hi %ile > 80	
	count	%	count	%	count	%	count	%	count	%
Overall Performance										
Language Arts: Reading	3	19%	3	19%	4	25%	3	19%	3	19%

Spring 2022

	Lo %ile < 21		LoAvg %ile 21-40		Avg %ile 41-60		HiAvg %ile 61-80		Hi %ile > 80	
	count	%	count	%	count	%	count	%	count	%
Overall Performance										
Language Arts: Reading	3	18%	3	18%	5	29%	2	12%	4	24%

LANGUAGE USAGE Scores

Grades 3 & 4


Fall 2021

Overall Performance	Lo %ile < 21		LoAvg %ile 21-40		Avg %ile 41-60		HiAvg %ile 61-80		Hi %ile > 80	
	count	%	count	%	count	%	count	%	count	%
Language Arts: Language Usage	7	30%	2	9%	4	17%	6	26%	4	17%



Spring 2022

Overall Performance	Lo %ile < 21		LoAvg %ile 21-40		Avg %ile 41-60		HiAvg %ile 61-80		Hi %ile > 80	
	count	%	count	%	count	%	count	%	count	%
Language Arts: Language Usage	4	17%	3	13%	8	35%	4	17%	4	17%



LANGUAGE USAGE Scores

Grades 5 & 6

Fall 2021

	Lo %ile < 21		LoAvg %ile 21-40		Avg %ile 41-60		HiAvg %ile 61-80		Hi %ile > 80	
	count	%	count	%	count	%	count	%	count	%
Overall Performance										
Language Arts: Language Usage	3	18%	3	18%	6	35%	4	24%	1	6%

Spring 2022

	Lo %ile < 21		LoAvg %ile 21-40		Avg %ile 41-60		HiAvg %ile 61-80		Hi %ile > 80	
	count	%	count	%	count	%	count	%	count	%
Overall Performance										
Language Arts: Language Usage	4	19%	5	24%	7	33%	5	24%	0	0%

LANGUAGE USAGE Scores

Grades 7 & 8

Fall 2021

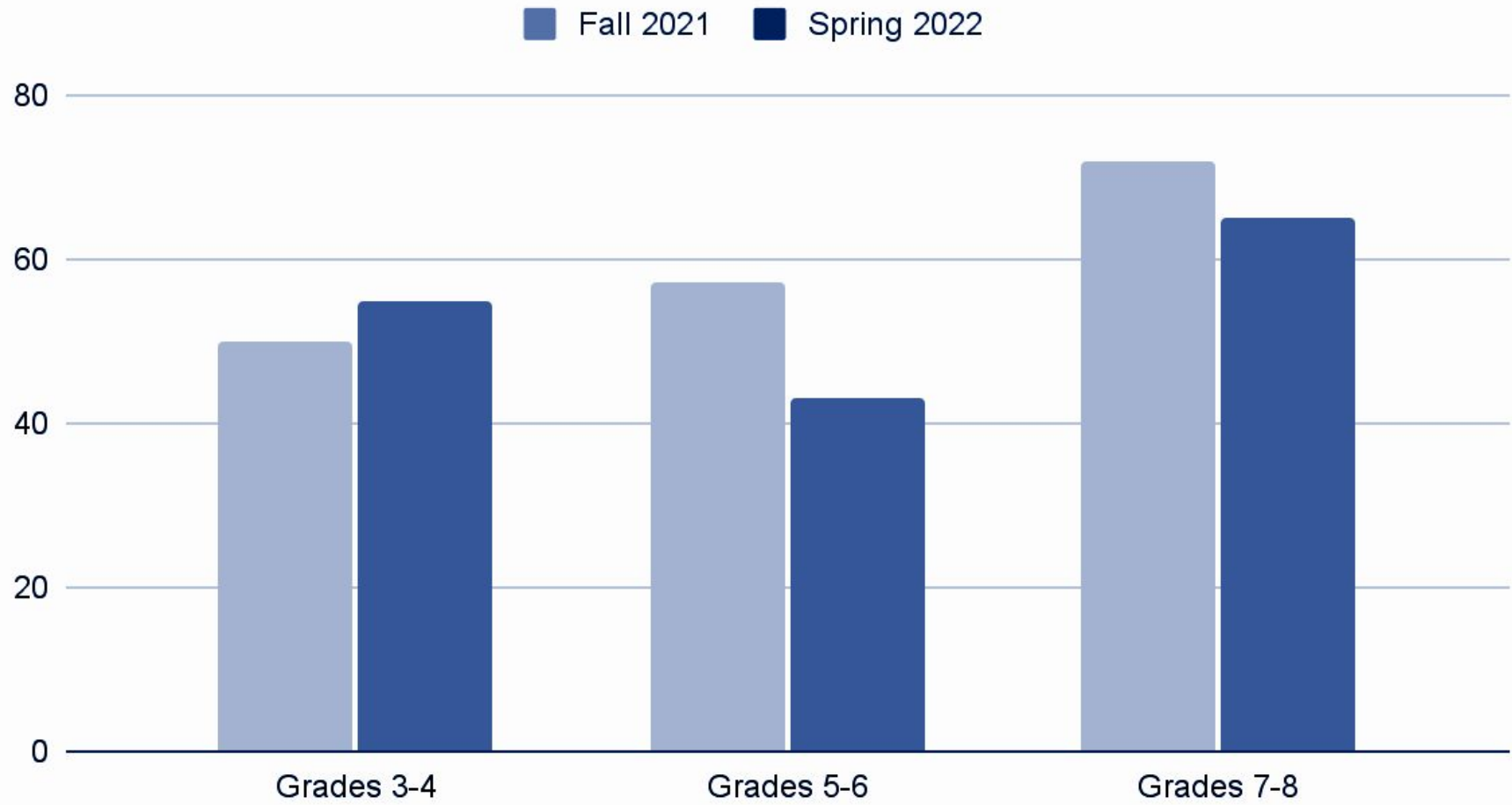
Overall Performance	Lo %ile < 21		LoAvg %ile 21-40		Avg %ile 41-60		HiAvg %ile 61-80		Hi %ile > 80	
	count	%	count	%	count	%	count	%	count	%
Language Arts: Language Usage	2	13%	5	33%	3	20%	2	13%	3	20%

Spring 2022

Overall Performance	Lo %ile < 21		LoAvg %ile 21-40		Avg %ile 41-60		HiAvg %ile 61-80		Hi %ile > 80	
	count	%	count	%	count	%	count	%	count	%
Language Arts: Language Usage	0	0%	5	29%	5	29%	7	41%	0	0%

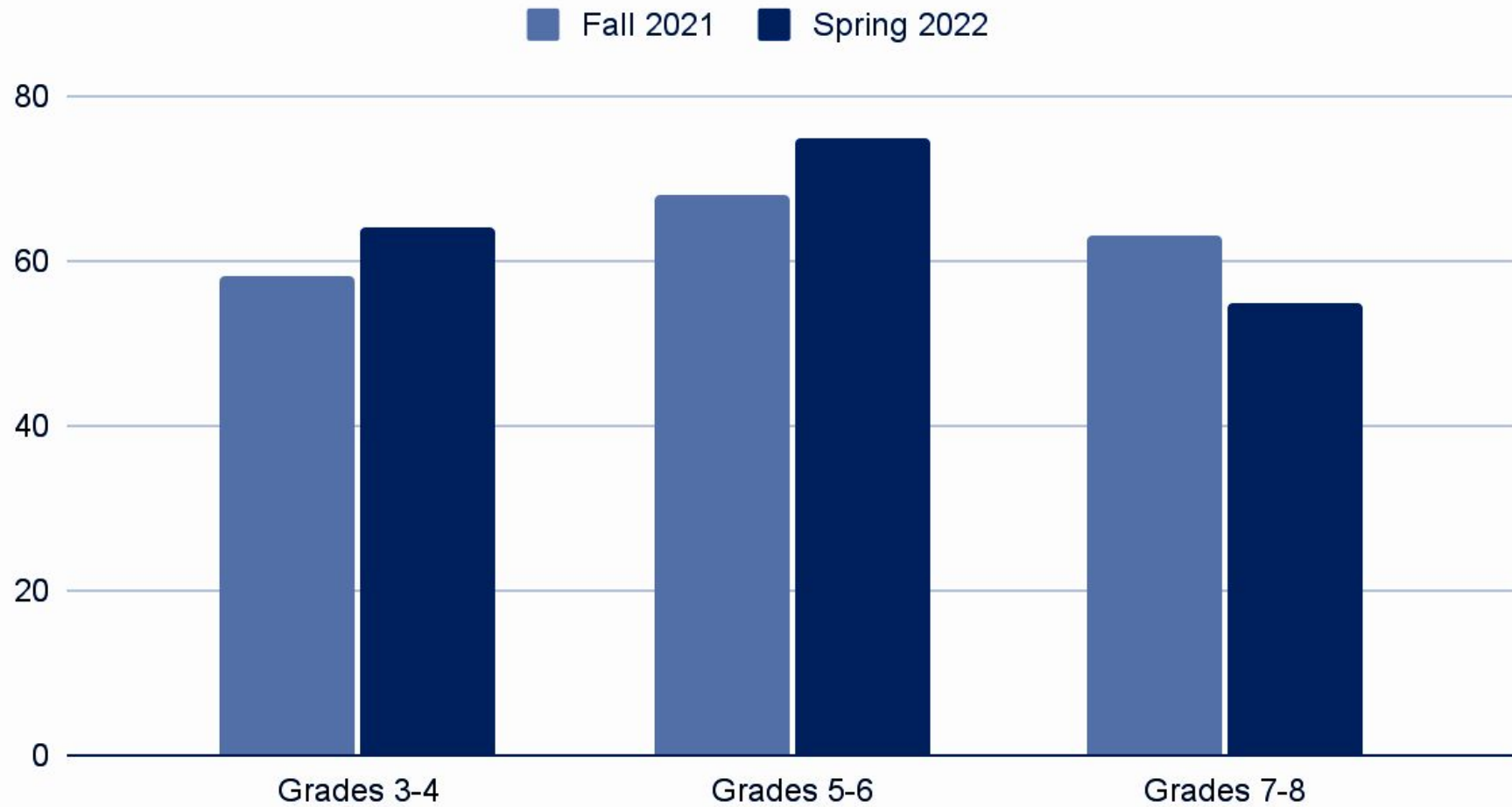
MATH

Percentage of Scores in Average to High Percentile



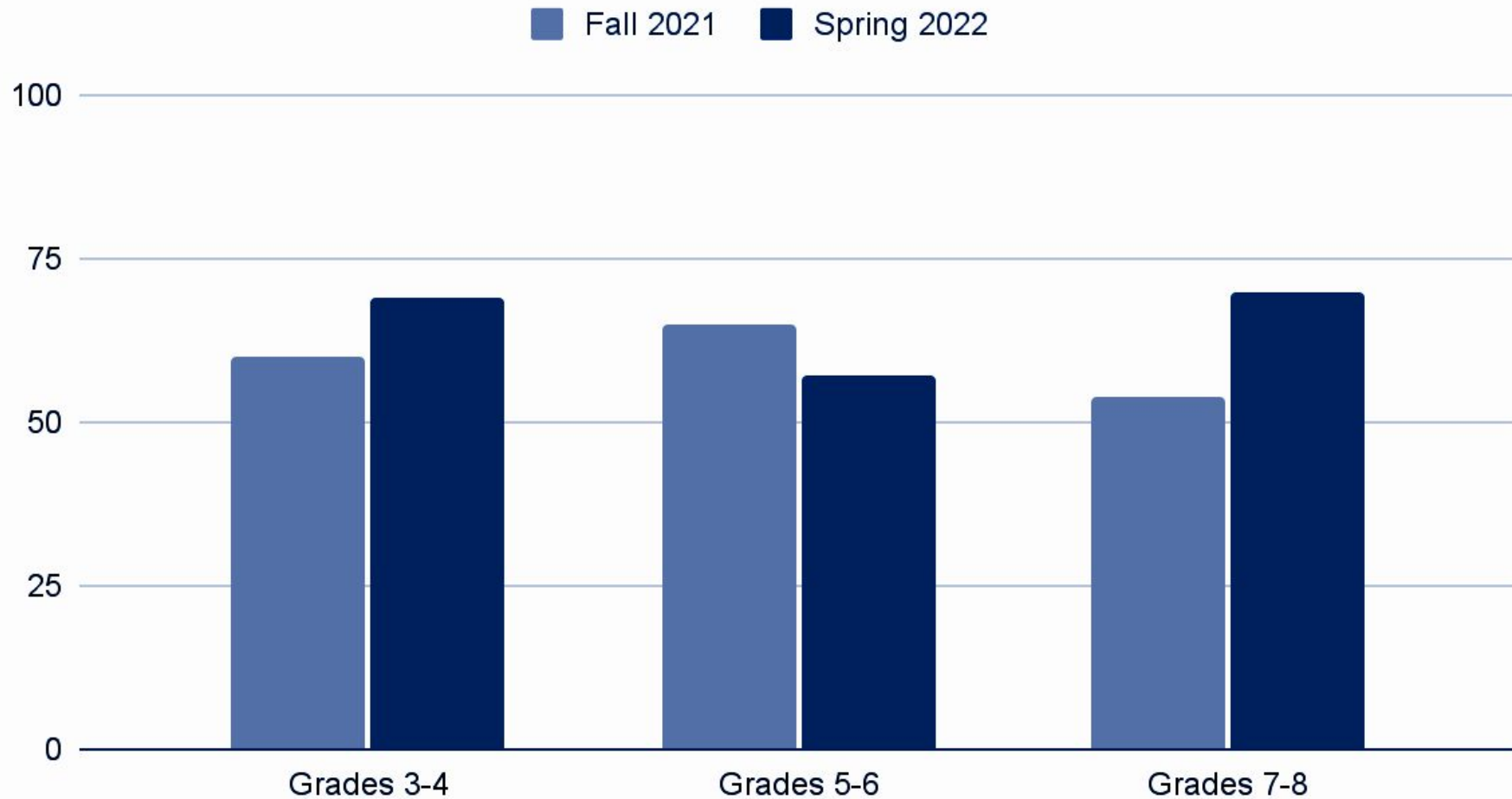
READING

Percentage of Scores in Average to High Percentile



Language Usage

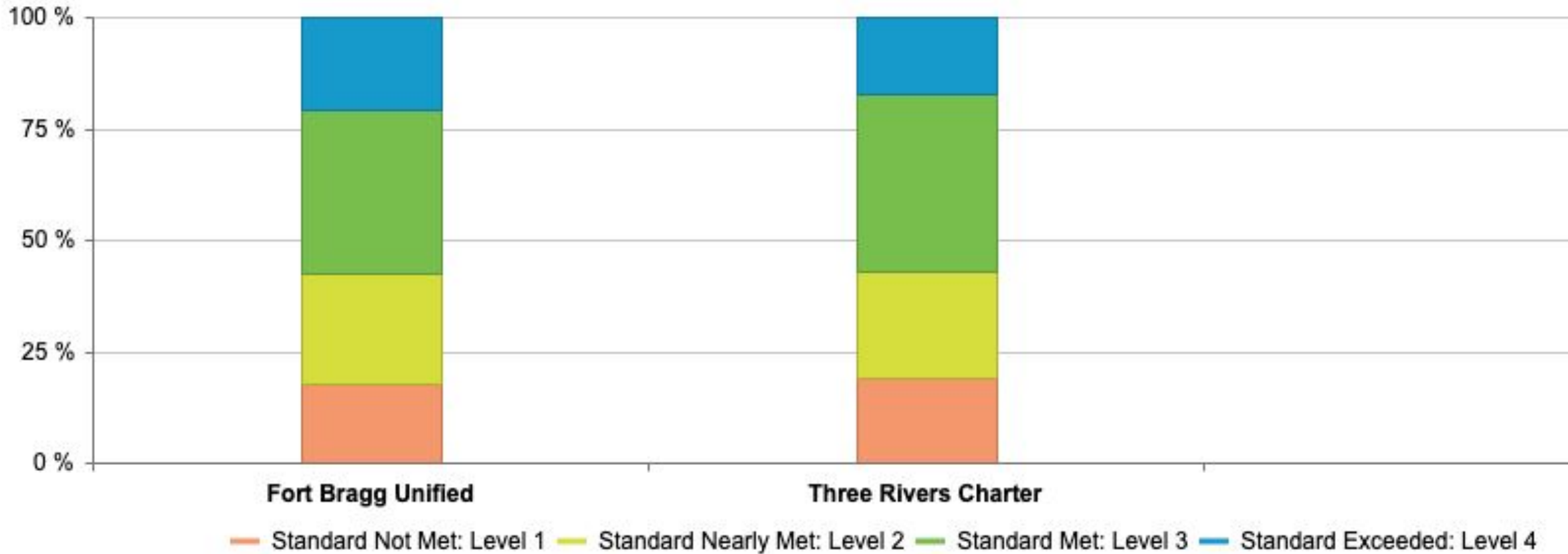
Percentage of Scores in Average to High Percentile



2020-21 CAASPP - ELA









2020–21 Achievement Level Distribution - All Grades

SOURCE: <https://caaspp-elpac.cde.ca.gov/>



2020-21 CAASPP - ELA

Overall Achievement

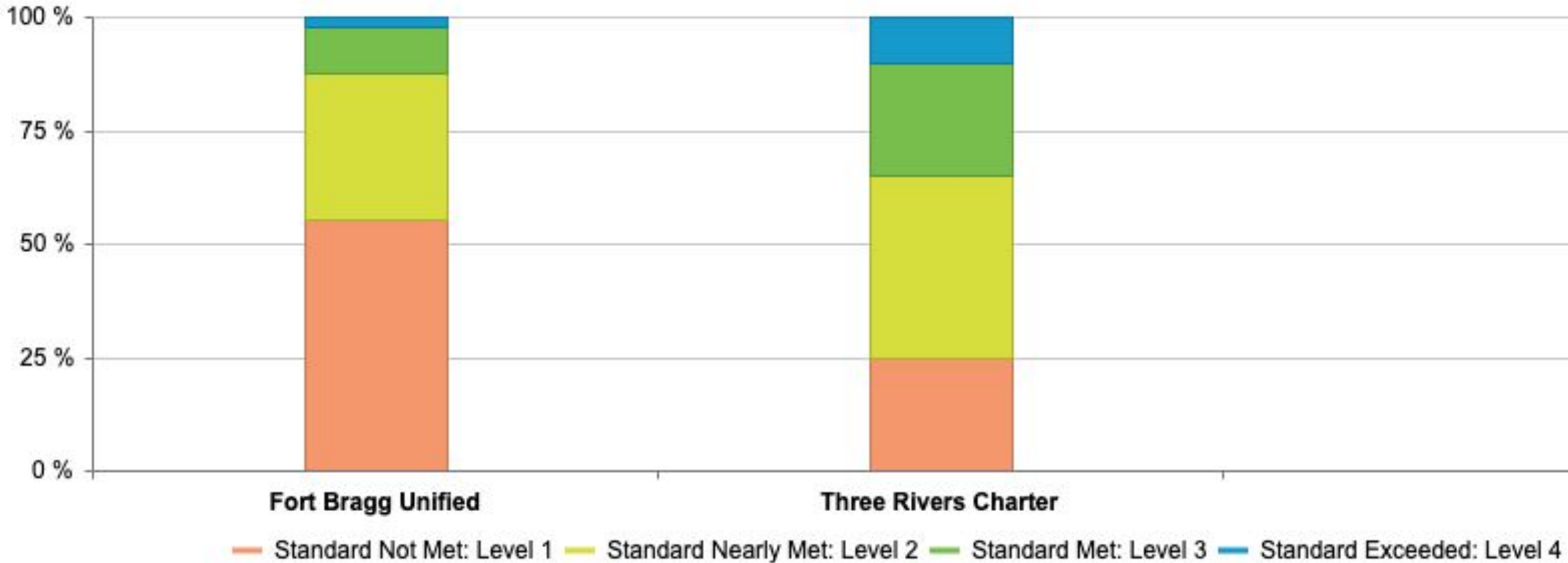
Achievement Level	Fort Bragg Unified	Three Rivers Charter
Mean Scale Score	N/A	N/A
 Standard Exceeded: Level 4 	20.79 %	17.24 %
 Standard Met: Level 3 	36.63 %	39.66 %
 Standard Nearly Met: Level 2 	24.75 %	24.14 %
 Standard Not Met: Level 1 	17.82 %	18.97 %

SOURCE: <https://caaspp-elpac.cde.ca.gov/>

2020-21 CAASPP - MATH





2020–21 Achievement Level Distribution - All Grades

SOURCE: <https://caaspp-elpac.cde.ca.gov/>



2020-21 CAASPP - MATH

Overall Achievement

Achievement Level	Fort Bragg Unified	Three Rivers Charter
Mean Scale Score	N/A	N/A
 Standard Exceeded: Level 4 ⁱ	2.04 %	10.00 %
 Standard Met: Level 3 ⁱ	10.20 %	25.00 %
 Standard Nearly Met: Level 2 ⁱ	32.65 %	40.00 %
 Standard Not Met: Level 1 ⁱ	55.10 %	25.00 %

SOURCE: <https://caaspp-elpac.cde.ca.gov/>

2021-2022 Programs

Reading Intervention- Students with identified need receive one-on-one and small group support to bring reading skills up to grade level.



Counseling- Student have access to social emotional support on site.

Breakfast- Free breakfast available daily for all students.



Music- We provide lessons in piano, horns, drum and guitar during and after school for grades 3-8.



After School Programs



- **Sports Program-** Free hour of sports activity. Sport changed quarterly: Volleyball, Basketball, Soccer and currently Ultimate Frisbee. Two sessions per week for grade 4-8 and one session per week for grades 1-3.
- **Homework Club-** Free after school hour of academic support Mon - Thurs for all grade levels.
- **TIDES Afterschool Program-** After school care Mon - Thurs for all grade levels. Small fee, snack provided.
- **Fantastic Fun Friday Program** with Sue Magoo offered to grades 3-4 students as a pilot program that featured science, art and nature exploration.

2nd Interim Budget



SACS Code Description		2021-22	2022-23	2023-24	2024-25
Revenue					
	State LCFF Revenue	828,142	940,148	989,896	1,049,220
	Federal Revenue	113,893	216,197	163,798	46,447
	Other State Revenue	123,332	57,047	57,528	58,499
	Local Revenue	17,000	33,098	33,098	33,098
	Total Revenue	\$ 1,082,367	\$ 1,246,490	\$ 1,244,319	\$ 1,187,264
Expenses					
1000	Certificated Salaries	277,256 28.3%	293,964 28.3%	294,019 27.8%	302,780 28.4%
2000	Classified Salaries	179,892 18.4%	182,686 17.6%	188,146 17.8%	193,769 18.2%
3000	Benefits	132,635 13.5%	139,825 13.5%	141,914 13.4%	141,256 13.2%
	Total Personnel Expense	589,783 60.2%	616,475 59.4%	624,079 59.1%	637,805 59.8%
4000	Books and Supplies	56,950 5.8%	89,790 8.6%	92,664 8.8%	95,592 9.0%
5000	Services and Other Operating Expenses	329,721 33.7%	329,252 31.7%	336,465 31.9%	329,974 30.9%
6000	Capital Outlay	2,909	2,909	2,909	2,909
7000	Other Outgoing				
	Total Expenses	\$ 979,363	\$ 1,038,426	\$ 1,056,117	\$ 1,066,280
Surplus / (Deficit)		\$ 103,004	\$ 208,063	\$ 188,202	\$ 120,984
	As a % of LCFF Revenue	12%	22%	19%	12%
Beginning Fund Balance		1,252,509	1,355,513	1,563,576	1,751,779
Ending Balance		\$ 1,355,513	\$ 1,563,576	\$ 1,751,779	\$ 1,872,762
	As a % of LCFF Revenue	164%	166%	177%	178%

Campus COVID 19 Update

2021-22 Covid Safety Plan available on website. Highlights include:

- Testing:
 - All students are participating in BinaxNow Rapid Antigen Testing
 - Surveillance testing of all students and staff at least 1x weekly
 - Response testing when appropriate
- Masking *strongly recommended* not required
- Hand hygiene routines
- Air filters in all classrooms and side rooms
- Eating happens outdoors in the tent
- Nightly janitorial

Looking Ahead....

2022 Summer Program

- Planning an extended school year session
- 4 weeks long beginning week after school ends
- 3 mornings per week of academic support and enrichment open to all students.

School Meals 22-23

Currently working on a plan and exploring available options to provide breakfast and lunch free for all students daily to meet state mandate.

Facilities

We continue to work on proposal to Mendocino College for TRCS to fund improvements to leased facilities in exchange for a long term lease.

Additional Information

- **Outstanding Legal Issues:** None. No lawsuits or filed complaints
- **Insurance Coverage:** Still fully bound until July 2022
- **Suspensions/Expulsions:** 0
- **Next year's lease** is signed and expires June 30, 2023.

Questions?



THANK YOU!