



School Update




MISSION |


*Through rigorous academics, character development, and strong supports for every learner, **Libertas Academy Charter School** prepares all sixth through twelfth grade students to **succeed within the college of their choice and to be positive, engaged members of their communities.***



ELL CELEBRATION



<< MATH MOCK



CST IN GRADE LEVEL TEAMS RELAUNCHED < G7 + G8 IN ACTION! >



MCAS PEP RALLY!! < CLICK THE LINKS BELOW >



BALLOON POP MADNESS!



G8 DRUMLINE + CHANT!



GRADE 6 "THIS IS WHAT WE DO"



GRADE 7 "THIS IS WHAT WE DO"



Key School Data



LIBERTAS ACADEMY
CHARTER SCHOOL



Talent Progress

1) 85% Retention Goal in both Academies

Academy	Goal	Score
Lower	85%	100%
Upper	85%	90.09%

Roles Hired/Internal Shifts

Name	Role	Academy	Status
Juan Martinez-Munoz	College Counselor	UA	New
Yari Rodriguez	Algebra 1	UA	Internal shift
Tarrin D'Aniello	Biology	UA	New
Stephen Cowley	Special Services	UA	Internal shift
Mike Vincent	Dean of Student Supports	UA	Internal shift
Level Riggins	Special Services	UA	Internal shift
Kerry Baptiste	AP Seminar	UA	Internal shift
Francis Castillo	Physics	UA	New
Justin Alamo	Science	LA	New
Nicole Malanga	Special Services - ELA	LA	New

Pending: LA Math 2

Open Priority Roles

Priority	Algebra 2	UA
Priority	Director of Operations	UA
Priority	AP Human Geography	UA
Priority	Seminar	UA
Priority	AP World History	UA
Priority	AP US History	UA
Priority	AP Language	UA
Priority	ELL	UA
Priority	Seminar 2	UA
Priority	Math 2	LA
Priority	Special Services - Math	LA
Open	History	LA
Priority	ELL	LA
Open	History	LA
Priority	Special Services - Math	LA



23-24 STUDENT RECRUITMENT

23-24 FDOS Arrival Projections: ALL STUDENTS

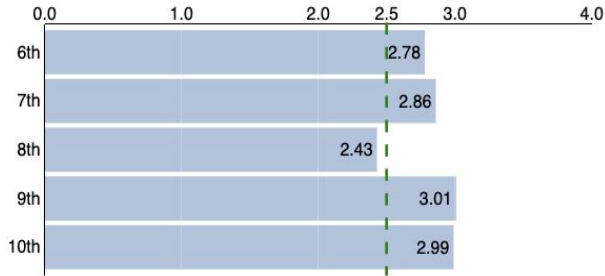
<as of 5/5/23>

Headline Goal
 92 students active and arrive by FDOS in all grades 6-8.
 90 students active and arrive by FDOS grade 9.
 88 students active and arrive by FDOS grade 10.
 84 students active and arrive by FDOS grade 11.

	HEADLINE GOAL	NEW STUDENTS <"ACTIVE">	REPEAT GRADE	INTENT TO RETURN = YES PROMOTION	CURRENT PROJECTION	% PTG	Progress to Goal >85% = Progressing <85% = Off Track
Incoming 6th	92	97	0	0	97	105%	On Track
Rising 7th	92	13	0	89	102	111%	On Track
Rising 8th	92	17	0	71	88	96%	Progressing
Rising 9th	90	9	0	71	80	89%	Progressing
Rising 10th	88	11	0	64	75	85%	Progressing
Rising 11th	84	0	0	65	65	77%	Off Track
TOTAL	538	147	0	360	507	94%	Progressing

Grade	Students			Attendance	Full Detentions			Demerits	Merits	Campus Cash All	Daily Attendance		Failing	GPA				
	Female	Male	Total	Daily	To Serve	Earned	Students	Earned	Earned	Daily Average	OSS	OSS Total	Courses	Q1	Q2	Q3	Q4	Y1
6th	50	46	96	95%	3	536	3	-391	66,048	3.07	0	0	0	2.66	2.72	2.93		2.78
7th	39	44	83	95%	9	513	4	-450	42,635	3.05	0	0	0	2.80	2.81	2.90		2.86
8th	40	52	92	94%	1	690	1	-589	45,881	3.11	0	0	0	2.31	2.43	2.53		2.43
9th	38	31	69	94%	16	641	8	-495	29,409	2.99	28	28	0	2.81	3.04	3.12	4.33	3.01
10th	35	40	75	95%	6	918	5	-545	30,427	2.84	41	41	7	2.91	2.91	3.05	2.02	2.99
Total (5)	202	213	415		35	3,298	21	-2,470	214,400	1,253	69	69	7					
Average	40	43	83	95%	7	660	4	-494	42,880	3	14	14	1	2.68	2.76	2.89	2.39	2.80

Year-to-date GPA by Grade Level



GPA Report

May 2, 2023

Quarter 4 Data

Q4	50% > 3.0	75% > 2.5	90% > 2.0
Overall	55%	72%	85%
9th Grade	61%	79%	90%
10th Grade	51%	67%	82%

Yearlong Data

Y1	50% > 3.0	75% > 2.5	90% > 2.0
Overall	52% (+2)	77% (+1)	91% (+1)
9th Grade	52% (+3)	82% (+2)	94% (-2)
10th Grade	52% (+0)	74% (+1)	90% (+3)



FYIs & Approvals

Approvals:

- None

FYIs:

- Facilities Update
- FY24 Budget