



Libertas Academy Charter School

Academic Achievement Committee Meeting

Published on March 5, 2025 at 4:02 PM EST

Date and Time

Wednesday January 8, 2025 at 4:30 PM EST

Agenda

	Purpose	Presenter	Time
I. Opening Items			4:30 PM
A. Record Attendance		Nick Barker	1 m
B. Call the Meeting to Order		Nick Barker	1 m
C. Approve Minutes	Approve Minutes	Nick Barker	1 m
Approval of previous minutes.			
Approve minutes for Academic Achievement Committee Meeting on November 13, 2024			
II. Academic Achievement			4:33 PM
A. ED Report	Discuss	Modesto Montero	45 m
III. Other Business			

	Purpose	Presenter	Time
--	---------	-----------	------

IV. Closing Items

A. Adjourn Meeting	Discuss	Nick Barker	
---------------------------	---------	-------------	--

Coversheet

Approve Minutes

Section: I. Opening Items
Item: C. Approve Minutes
Purpose: Approve Minutes

Submitted by:

Related Material:

Minutes for Academic Achievement Committee Meeting on November 13, 2024

APPROVED



Libertas Academy Charter School

Minutes

Academic Achievement Committee Meeting

Date and Time

Wednesday November 13, 2024 at 4:30 PM

Committee Members Present

A. Seymour (remote), K. Stewart (remote), M. Montero (remote), N. Barker (remote)

Committee Members Absent

T. Curtis

I. Opening Items

A. Record Attendance

B. Call the Meeting to Order

N. Barker called a meeting of the Academic Achievement Committee Committee of
Libertas Academy Charter School to order on Wednesday Nov 13, 2024 at 4:30 PM.

C. Approve Minutes

A. Seymour made a motion to approve the minutes from Academic Achievement
Committee Meeting on 09-11-24.

K. Stewart seconded the motion.

The committee **VOTED** to approve the motion.

II. Academic Achievement

A. ED Report

See the attached PowerPoint slides for a summary of MM's points

III. Closing Items

A. Adjourn Meeting

There being no further business to be transacted, and upon motion duly made, seconded and approved, the meeting was adjourned at 5:15 PM.

Respectfully Submitted,
N. Barker

Documents used during the meeting

- AAC Nov '24 Management Report .pptx

Coversheet

ED Report

Section:	II. Academic Achievement
Item:	A. ED Report
Purpose:	Discuss
Submitted by:	
Related Material:	January 2025 AAC Update- Academic Data .pptx



LIBERTAS ACADEMY
CHARTER SCHOOL

STATE OF THE SCHOOL

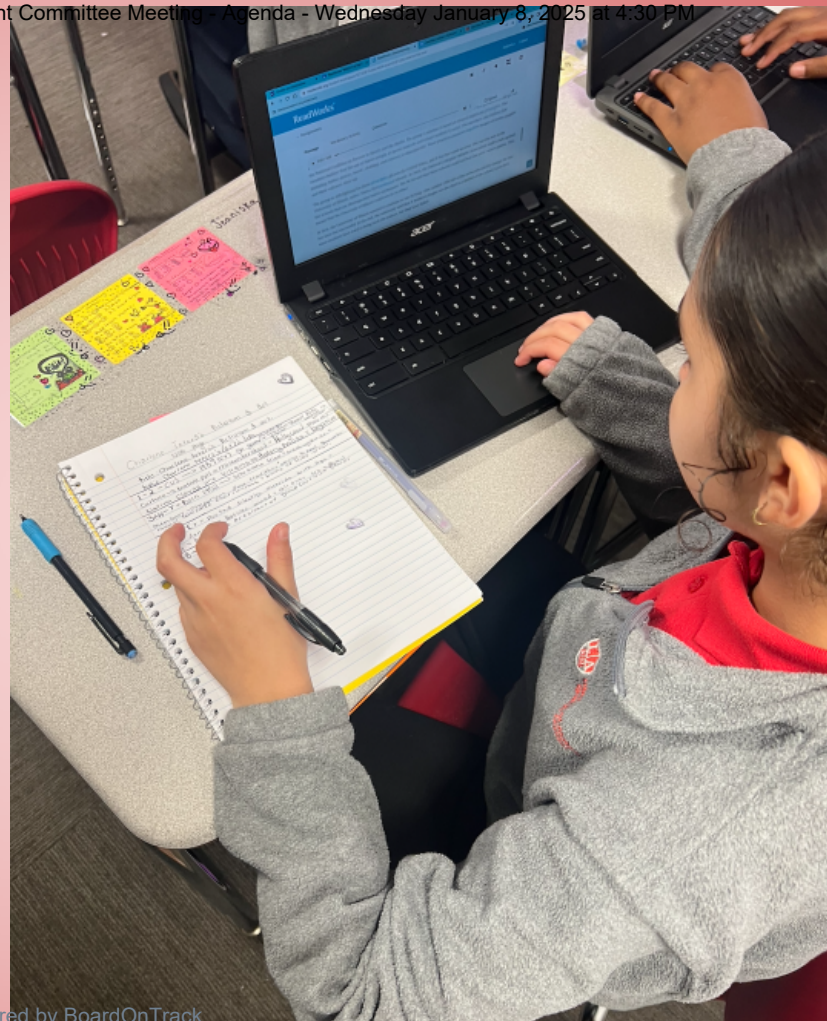




TIME IS OUR MOST
PRECIOUS COMMODITY.

WE HAVE TO USE THE TIME WE
HAVE IN THE **RIGHT WAYS!**

HUMANITIES





HISTORY

GRADE	IA1 Performance	IA2 Performance
6	AVG: 62% M/E = 42%	AVG: 60% M/E = 33%
7	AVG: 60% M/E = 40%	AVG: 87% M/E = 79%
8	AVG: 63% M/E = 49%	AVG: 73% M/E = 65%



GRADE 6: ELA

GOAL	IA1 Performance	IA2 Performance	On/Off Track
45% M + E	5%	19%	OFF TRACK
<15% NM	37%	42%	OFF TRACK

Cut Scores				
Performance Band	NOT MEETING	PARTIALLY MEETING	MEETING	EXCEEDING
Percentage Distr.	below 40%	40-69%	70 - 84%	85%+
IA#1	37%	57%	3%	2%
IA #2	42%	38%	16%	3%
IA #2 IEP	65%	35%	0%	0%
IA#2 ELL	100%	0%	0%	0%



GRADE 7: ELA

GOAL	IA1 Performance	IA2 Performance	On/Off Track
60% M + E	38%	19%	OFF TRACK
<10% NM	30%	39%	OFF TRACK

Cut Scores				
Performance Band	NOT MEETING	PARTIALLY MEETING	MEETING	EXCEEDING
Percentage Distr.	below 40%	40-69%	70 - 84%	85%+
IA#1	30%	32%	29%	9%
IA#2	39%	41%	12%	7%
IA#2 IEP	63%	37%	0%	0%
IA#2 ELL	83%	17%	0%	0%



GRADE 8: ELA

GOAL	IA1 Performance	IA2 Performance	On/Off Track
70% M + E	46%	11%	OFF TRACK
0% NM	6%	27%	OFF TRACK

Cut Scores				
Performance Band	NOT MEETING	PARTIALLY MEETING	MEETING	EXCEEDING
Percentage Distr.	below 40%	40-69%	70 - 84%	85%+
IA#1	6%	48%	38%	8%
IA#2	27%	61%	9%	2%
IA#2 IEP	57%	43%	0%	0%
IA#2 ELL	83%	17%	0%	0%

Student Highlights

FAIZAH: ACHIEVEMENT <71%>



- Daily focus + a deep care for her work/wants to get better.
- Strong habits paired with taking feedback and buying into LACS + Salazar

JERANIEL: GROWTH <72%>



- 65% on IA1 → 72% on IA2
- Eager and receptive to feedback
- Consistency while actively improving daily

Overall Headline

We are currently significantly off track to hit any of our MCAS goals.

While the metrics we are seeing are similar to last year, we have significantly higher goals that we know our kids can hit.

So our response this year needs to be more aggressive through teachers and leaders engaging in:

- strategic coaching
- increased response to daily class data
- growing reading abilities across all spaces < THIS IS EVERYONE!! >



SCIENCE



Staff Highlight

MASSO

- Danny used his time in the right places!
 - Consistent LASW's
 - Constant thinking about what what was happening at student work level





GRADE 6 SCI

GOAL	IA1 Performance	IA2 Performance	On/Off Track
40% M+E	0%	2%	OFF TRACK

	NM	PM
IA1	83%	17%
IA2	65%	33%

**Moved 18 students
from NM to PM!**

Cut Scores				
Performance Band	NOT MEETING	PARTIALLY MEETING	MEETING	EXCEEDING
Percentage Distr.	below 40%	40-69%	70 - 84%	85%+
Percentage	65%	33%	2%	0%
Number of Kids	57	29	2	0
IEP	76% (14)	6% (1)	6% (1)	0% (0)
ELL	86% (6)	14% (1)	1% (0)	0% (0)



GRADE 7 SCI

GOAL	IA1 Performance	IA2 Performance	On/Off Track
40% M+E	7%	30%	OFF TRACK

	NM	PM
IA1	46%	46%
IA2	24%	45%

**Moved 19 students
from NM to PM!**

Cut Scores				
Performance Band	NOT MEETING	PARTIALLY MEETING	MEETING	EXCEEDING
Percentage Distr.	below 40%	40-69%	70 - 84%	85%+
Percentage	24%	45%	27%	3%
Number of Kids	19	35	22	2
IEP	71% (12)	24% (4)	6% (1)	0% (0)
ELL	100% (4)	0% (0)	0% (0)	0% (0)



GRADE 8 SCI

GOAL	IA1 Performance	IA2 Performance	On/Off Track
40% M+E	24%	5%	OFF TRACK
>20% NM	26%	46%	OFF TRACK

Cut Scores				
Performance Band	NOT MEETING	PARTIALLY MEETING	MEETING	EXCEEDING
Percentage Distr.	below 40%	40-69%	70 - 84%	85%+
Percentage	46%	49%	5%	0%
Number of Kids	39	42	4	0
IEP	91 % (20)	9% (2)	0% (0)	0% (0)
ELL	100% (6)	0% (0)	0% (0)	0% (0)

Student Highlights


DAVID < + 42% >

- David earned a 28% on IA1 and a 72% on IA2. He grew by 42%!!
- He is tied with one other student for the highest score in 6th grade.
- In class, you will see him focused. Always. He shares his thinking and continually tries his best!



PAUL <92%>

- Was highest performer on IA1 + IA2
- He is a logical thinker and is always willing to share out at a solid Level 3 voice.
- He is a teammate and takes his learning seriously.



Overall Headline

The Science department is still off track and not close to the goal of 40% of students M/E.

We MUST up lesson rigor to align with assessment rigor.
We MUST strategically collect data consistently (EET's + LASW's).
We MUST create strategic plans to support students with IEP's and ELL's

Our students need more.



MATH





GRADE 6

GOAL	IA1	IA2	On/Off Track
45% M + E	23%	33%	OFF TRACK
<20% NM	4%	9%	ON TRACK

Cut Scores				
Performance Band	NOT MEETING	PARTIALLY MEETING	MEETING	EXCEEDING
Percentage Distr.	below 20%	21-59%	60 - 89%	90%+
Percentage	9%	57%	33%	0%
Number of Kids	8	50	29	0
IEP	19% (3)	63% (10)	19% (3)	0% (0)
ELL	22% (2)	67% (6)	11% (1)	0% (0)

GRADE 7



GOAL	IA1	IA2	On/Off Track
45% M + E	31%	54%	ON TRACK
<20% NM	9%	7%	ON TRACK

Cut Scores				
Performance Band	NOT MEETING	PARTIALLY MEETING	MEETING	EXCEEDING
Percentage Distr.	below 20%	21-59%	60 - 89%	90%+
Percentage	7%	39%	41%	13%
Number of Kids	6	32	34	11
IEP	32% (6)	53% (10)	16% (3)	0% (0)
ELL	50% (3)	33% (2)	17% (1)	0% (0)



GRADE 8

GOAL	IA1	IA2	On/Off Track
60% M + E	33%	71%	ON TRACK
0% NM	15%	3%	ON TRACK

Cut Scores				
Performance Band	NOT MEETING	PARTIALLY MEETING	MEETING	EXCEEDING
Percentage Distr.	below 20%	21-59%	60 - 89%	90%+
Percentage	3%	26%	51%	20%
Number of Kids	3	23	44	17
IEP	13% (3)	50% (12)	33% (8)	4% (1)
ELL	33% (2)	50% (3)	17% (1)	0% (0)

Student Highlights

ACHIEVEMENT	GROWTH <30%>
<p>ANGEL PEREZ</p> <ul style="list-style-type: none"> > Scored a 70% on IA #2! > While Angel sometimes struggles with his mindset around math, this IA proves beyond a doubt how CAPABLE and STRONG that Angel is with this content. This is a proof point for us but more so for HIM that he can do this, he just needs to choose it for himself! 	<p>GEOVONNE "GEO" JONES</p> <ul style="list-style-type: none"> > Scored a 78% on IA #2! > Grew 30% from IA #1 to IA #2! <p>Geo is a very capable young man with a lot of leadership potential. He is very serious about his studies and exemplifies student-athlete traits on the daily basis. Geo was a part of the 6th Grade Math Olympians Cohort and worked to improve his academic standing which is evidenced by his exponential growth.</p>




Overall Headline

We are currently on track to hit 5 of our 6 MCAS goals.

While it is important to take a moment to celebrate our wins, we must remember that success, just like failure, is only TEMPORARY.

If we are going to hit our goals by MCAS, we cannot become COMPLACENT. But rather need to be obsessive about rigorous material creation, daily data tracking, and intervention plans.



LET'S GROUND OURSELVES



4A MCAS Tested



9th Bio Highlights

Teacher Headline: *Progress Made, But Not Smart or Fast Enough: Closing the Achievement Gap Requires Urgent, Comprehensive Action*

Break down: Scholars can effectively cite evidence but struggle to connect it to their claims or craft reasoning statements that explain the link.

Teacher Strategies:

- Costa/Rodriguez utilizing intervention blocks to target evidence-based writing (CER) and reteach gap standards.
- Implementing weekly celebrations, homework “at-bats”, and conducting student conferences to build engagement and accountability.
- Collaborating with the ELL Team to reinforce essential vocabulary acquisition and reading complex text.

CER: Eat those crumbs!





Grade 9 - Biology

GOAL	IA1 Performance	IA2 Performance	On/Off Track
50% M/E+ 85% PM+ (70% MCAS)	64% Avg. (53% Met Goal)	55% Avg. (34% Met Goal)	Off Track.

Cut Scores				
Performance Band	NOT MEETING	PARTIALLY MEETING	MEETING	EXCEEDING
Percentage Distr.	below 40%	40-64%	65 - 80%	80%+
IA1 Percentage	19% (16)	32% (28)	26% (22)	23% (20)
IA2 Percentage	24% (19)	37% (33)	19% (16)	15% (12)

HEADLINE:

IA Results Plunge to 55% with Increased Rigor: Urgent Call to Strengthen Evidence-Based Writing and Vocabulary Across Content Areas

Breaking 85%:

- Celina Pabon
- Daniel Sanchez-Torres
- Jada Menzie
- Daylynet Robles-Martinez
- Christian Vega
- Rochel Cabrera
- Germonsen
- Zephania Young

10th ELA Highlights

Team Work



Intervention

Quiz Data Cycle

Data Organization & Responsivness



Block 6 (18 kids)					
Question		A	B	C	D
1. L1 72%.					
2. L1 50%.					
2. L2 67%.					
3. L1 44%.					
3. L2 95%.					
4. L1 83%.					
5. L1 50%.					
5. L2 73%.					
6. L1 67%.					
6. L2 73%.					

Academic Gains from Quiz 1 to Quiz 5 to IA



10th ELA

GOAL	IA1 Performance	IA2 Performance	On/Off Track
60% Meeting or Exceeding 90% Passing	16% Meeting/Exc. 59% Passing	38% Meeting/Exc. 81% Passing	OFF

Cut Scores

Performance Band	NOT MEETING	PARTIALLY MEETING	MEETING	EXCEEDING
Percentage Distr.	below 40E%	40-64%	65 - 79%	80%+
IA1 Percentage	41%	43%	15%	1%
IA2 Percentage	19%	43%	27%	11%

HEADLINE:

Major Gains in Passing Rates, but Critical Gaps Persist in Meeting and Exceeding Targets -

Movement from passing to meeting and exceeding the bar is urgent

10th Math Highlights



STUDENT LEADERSHIP

Geometricians Monica (who scored 100 on both IA's) and Samuel are tutoring other mathematicians on how to use their resources to solve problems



10th Math

GOAL	IA1 Performance	IA2 Performance	On/Off Track
50% = M/E+ 85% = PM+	35% → M/E+ 60% → PM+	24% → M/E+ 55% → PM+	OFF

Cut Scores

Performance Band	NOT MEETING	PARTIALLY MEETING	MEETING	EXCEEDING
Percentage Distr.	below 35%	35-59%	60-75%	75%+
IA1	40%	25%	18%	17%
IA2	45%	31%	13%	11%

HEADLINE:

We are now in the danger zone - despite intervention being implemented - we did not see the progress we needed to see on IA2.

We need to increase the amount of independence and look at student work much more frequently.