



Libertas Academy Charter School

Monthly Academic Achievement Committee Meeting

Published on February 13, 2024 at 10:19 AM EST

Date and Time

Wednesday February 14, 2024 at 4:30 PM EST

Agenda

	Purpose	Presenter	Time
I. Opening Items			4:30 PM
A. Record Attendance		Nick Barker	1 m
B. Call the Meeting to Order		Nick Barker	1 m
C. Approve Minutes	Approve Minutes	Nick Barker	1 m
Approval of December minutes. No meeting in January			
Approve minutes for Monthly Academic Achievement Committee Meeting on December 13, 2023			
II. Academic Achievement			4:33 PM
A. ED Report	Discuss	Modesto Montero	40 m
III. Other Business			

Purpose Presenter Time

IV. Closing Items

A. Adjourn Meeting Vote Nick Barker

Coversheet

Approve Minutes

Section: I. Opening Items
Item: C. Approve Minutes
Purpose: Approve Minutes
Submitted by:
Related Material:
Minutes for Monthly Academic Achievement Committee Meeting on December 13, 2023

DRAFT



Libertas Academy Charter School

Minutes

Monthly Academic Achievement Committee Meeting

Date and Time

Wednesday December 13, 2023 at 4:30 PM

Committee Members Present

A. Seymour (remote), K. Stewart (remote), M. Montero (remote), N. Barker (remote)

Committee Members Absent

T. Curtis

I. Opening Items

A. Record Attendance

B. Call the Meeting to Order

N. Barker called a meeting of the Academic Achievement Committee Committee of Libertas Academy Charter School to order on Wednesday Dec 13, 2023 at 4:34 PM.

C. Approve Minutes

K. Stewart made a motion to approve the minutes from Monthly Academic Achievement Committee Meeting on 10-11-23.

N. Barker seconded the motion.

The committee **VOTED** to approve the motion.

II. Academic Achievement

A. ED Report

MM presented slide deck full of data gathered in November- see attachment at end of the minutes.

The overview is that MM feels culture throughout the school is in an excellent place. Classroom performance is at a solid B, with some excelling, and some a little below. No failing classrooms. Modesto and Ben raised the bar significantly for this year, so some categories are behind on their goals, but performing as well or better than last year.

III. Closing Items

A. Adjourn Meeting

There being no further business to be transacted, and upon motion duly made, seconded and approved, the meeting was adjourned at 5:25 PM.

Respectfully Submitted,
N. Barker

Coversheet

ED Report


Section: II. Academic Achievement
Item: A. ED Report
Purpose: Discuss
Submitted by:
Related Material: SY23-24 AAC February Report .pptx



School Update



*Through rigorous academics, character development, and strong supports for every learner, **Libertas Academy Charter School** prepares all sixth through twelfth grade students to **succeed within the college of their choice and to be positive, engaged members of their communities.***



OUR VALUES

INCLUSIVE
COMMUNITY

EXCELLENCE
IN ALL EFFORTS

OUR PEOPLE
MATTER

PURSUE YOUR
BEST SELF

SPRINKLE
JOY

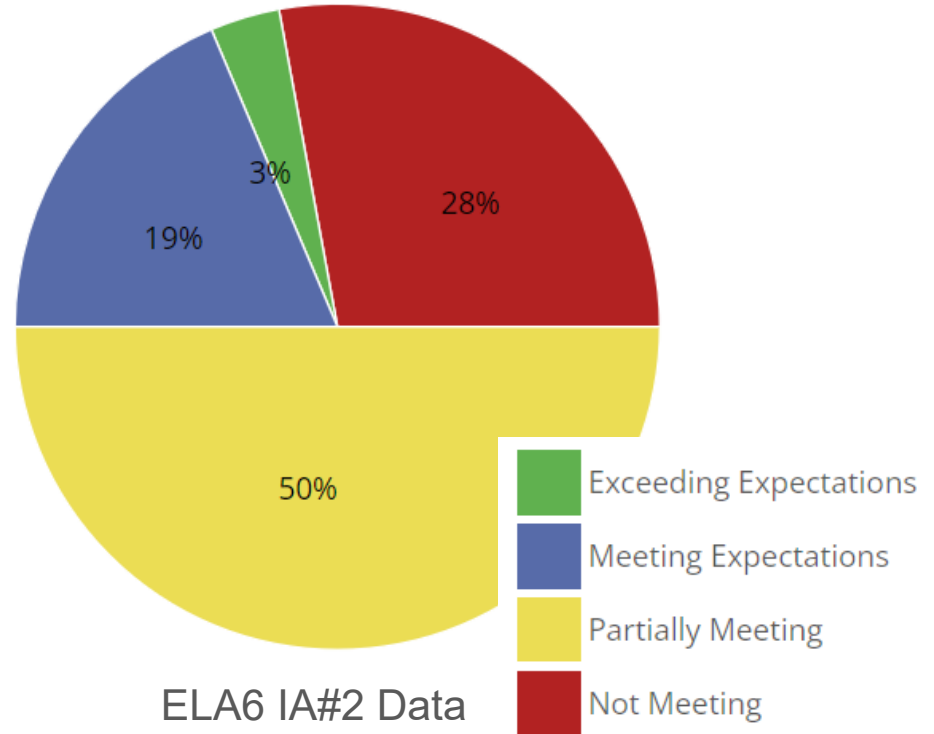
LEAVE A
LEGACY

Q2 LA Data

6G ELA IAZ - High Level Data

MCAS GOALS 6G = 30% M+E; <25% NM

Progress Towards 6G ELA MCAS Goals	
M+E Goal - 30%	NM Goal - <25%
IA#1 M+E - 12% → <i>off track</i>	IA#1 NM - 41% → <i>off track</i>
IA#2 M+E - 22% → <i>off track</i>	IA#2 NM - 28% → <i>off track</i>





IA#1 Action Plan Reflection:

- **What worked well? Keep doing?**
 - The percentage of students meeting or exceeding expectations (>70) increased by 8% to a total of 12% of students, compared to 2023. Secondly, the grade average improved by 3% to a 46%.
- **What didn't work? Needs to be different?**
 - The most concerning gaps in the data are the OER average for this year (down 9% from 2022 at 27% average) and the percentage of students not meeting expectations (down 9% from 2022 at 41% of students). There is work to be done in teaching reading-based essays, starting at thesis-writing. There is also work to be done in moving more students into the partially meeting category, and from there into the meeting/exceeding category.
- **A - F: How well do you feel you drove data between IAs?**
 - I think we did well driving OER data. Students have gotten better at writing theses and evidence



Gradewide Headline

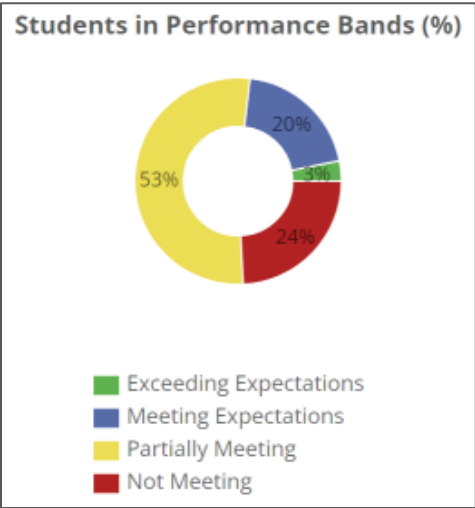
We will meet our M+E and NM goals by IA#3 if we keep implementing our current rate of growth! Specifically, we will target writing and inferential reading.

7G ELA IAZ - High Level Data

MCAS GOALS <7G> = 40% M+E; Less than 20% NM

Progress Towards 7G ELA MCAS Goals

M+E: OFF TRACK (23%) <i>Down 19% from IA 1</i>	NM: OFF TRACK (24%) <i>Down 3% from IA 1</i>
--	--



7G AVERAGE SCORE: 53%
(down 6% from IA 1)

UCONN AVG SCORE: 59%
(down 17% from IA 1)

MIDD AVG SCORE: 54%
(up 5% from IA 1)

BROWN AVG SCORE: 46%
(down 5% from IA 1)

GRADE WIDE %

>70% = 23% (down 19%)

>50% = 60% (down 3%)

<30% = 14% (no change)

Headline



Disclaimer: I'm cautious about overreacting to this data given ANET IAs do not mirror MCAS. Our last ELA IA (October) was truly an accurate assessment of progress towards MCAS goals - and celebrating felt right (42% M/E). However, this data does tell a story.

(1 of 2) My biggest thought taking this test is that there were a LOT of close answers on this test's MC. The result? Majority of kids were 1-3 questions away from passing. **We MUST improve critical thinking through rigorous MC practice to move cusp (53% of the grade). There's a lot of potential here but the bar must be raised.**

(2 of 2) We continue to be **off track towards the NM goal but made some progress.** We continue to have changes to make here if we are to reach goal.

We are dissatisfied

IA #1 Action Plan Reflection:



WORKED WELL

- More MC practice + discourse weekly
- ELA 2 with differentiation

NEEDS TO CHANGE

- Independent reading and stamina (less scaffolding)
- More discourse around Part A and B questions
- More discourse on 2 close answers - how to delineate from true vs BEST
- More MC revision
- More neutral coaching for incorrect AND correct answers to build self-assurance
 - *Walk me through your process... How did you answer this question... How did you determine which close answer was the BEST?*

A-F: HOW WELL DID I DRIVE DATA BETWEEN IA 1 & 2?

- Score: B
- Weaknesses: not enough writing feedback and revision: over scaffolding IR; too much coaching of priority students

8G ELA IAZ - High Level Data

MCAS GOALS 8G = 55% M + E; <10%NM

Progress Towards < >G ELA MCAS Goals

M + E: 14%

NM: 27%



Gradewide Headline

We need to be ready for CHALLENGE if we want to see GROWTH .



IA#1 Action Plan Reflection:

- What worked well? Keep doing?

Whatever was done with writing earlier in the year needs to be built off of because it is showing up in stronger writing. However, writing needs to be more consistency and skills need to be more nuanced for meeting/exceeding students. Keep driving PQ - sweat MC reasoning...

- What didn't work? Needs to be different?

Consistency in MC practice. We need to be doing work with "close" answer choices as well as part A/B... Especially thinking about students scoring 0 based on wrong selection for pt A for MCAS. We haven't nailed CI or summary of reading.

- A - F: How well do you feel you drove data between IAs?

I think I was feeling more like I was at a B but then when I saw the data I felt more like a C. I felt confident from the uptick of PQ and consistency once mastery felt met... but now I feel like I would have been/will be more meticulous with MC reasoning and CI understanding.

bū Math High Level Data

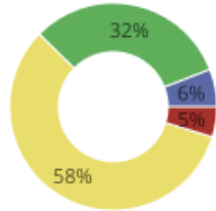
MCAS GOALS

Progress Towards MCAS Goals

M + E: 35%

NM: <25%

Students in Performance Bands (%)



- Exceeding
- Meeting
- Partially Meeting
- Not Meeting

AVERAGES
Overall: 53%
UMASS: 61%
HARVARD: 48%
WILLIAMS: 50%

CUTS
> 60: 38%
> 21: 58%
< 20: 5%



Math 1 Teacher's Headline

We made it by the skin of our teeth for M+E. Is this foreshadowing MCAS?



IA#1 Math 1 Action Plan Reflection:

- **What worked well? Keep doing?**
 - **What didn't work? Needs to be different?**
-
- We met goal for M+E.
 - Open-ended responses didn't answer the question. Students struggle with explaining how they got the answer.


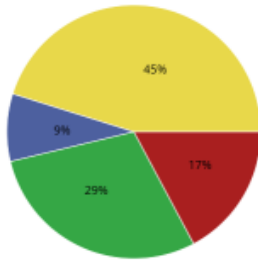
7^U Math High Level Data

MCAS GOALS

Progress Towards MCAS Goals

M + E: 38%

NM:17%



AVERAGES:

- Overall : 49%
- UCONN: 61%
- BROWN: 44%
- MIDD : 44%

CUTS

- > 60% = 38%
- > 21% = 45%
- < 20% = 17%

GROWTH



Student progress over time

[+ ADD TO STUDENT GROUP](#)

Analyze By Score (%) ▼

65 ↗

7 →

19 ↘

71% of students showed growth from IA #1 to IA #2

8% of students scored the same score on both IAs

AREAS OF GROWTH ...



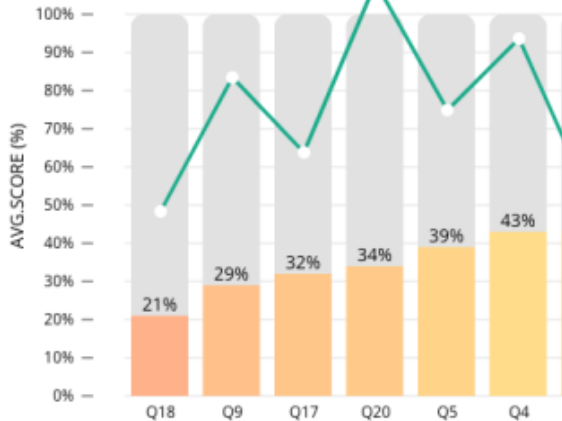
Word Problems/Fractions

Students scored the lowest when it came to questions with fractions and dividing decimals.

With the added bonus of signs. Students are not hyper vigilant of the positive and negative signs.

Critical Thinking/Logical

Students are not logically thinking about the problem which in turn they are choosing 2nd best answer.



8th Math High Level Data

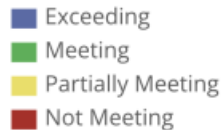
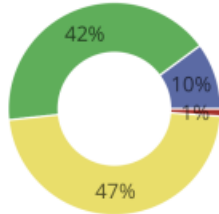
MCAS GOALS

Progress Towards MCAS Goals

M + E: 52%

NM: 1%

Students in Performance Bands (%)



AVERAGE BY HOMEROOM:

Princeton → 59%
Morehouse → 60%
Spelman → 66%

CUTS

> 60 → 52%
> 20 & < 59 → 47%
< 20 → 1%



Math 1 Teacher's Headline

The students showed up and showed out for IA2! Grade 8 exceeded MCAS goal by 12% and are currently staying on track with meeting NM goal with the previous 2 EET's and IA2.

How do we capture and continue with the amazing momentum our students are showing as we lean into quarter 3?



IA#1 Math 1 Action Plan Reflection:

- What worked well? Keep doing?
- What didn't work? Needs to be different?

Teacher Communication	→	Communication was more focused around alignment of instruction in math 2 across all three classes Norming specific material instruction (i.e. transformations, two-way tables) was very helpful and students showed consistency on scores across each homeroom on normed material
Data Tracking	→	Data tracking was consistent for priority students Represented which students were on track for mastery of material in IA2
Math Friday Academy	→	Will launch end of February/beginning of March
Specials Intervention	→	8th grade did not utilize specials intervention

Q2 UA Data



History





AP Human Geography

GOAL = 25% PASS AP EXAM WITH 3+

	Multiple Choice	FRQ	TOTAL
% Proficient	7%	0%	0%
% Cusp + Proficient	39%	4%	9%
% Off Track	61%	96%	91%

Top 3 Performers:

Davian
Jendel
Nashely



AP World History

GOAL = 30% PASS AP EXAM WITH 3+

	Multiple Choice	DBQ	TOTAL
% Proficient	15%	15%	12%
% Cusp + Proficient	32%	21%	26%
% Off Track	68%	79%	74%

Top 3 Performers:

Adrian
Sherlline
Gray



AP US History

GOAL = 45% PASS AP EXAM WITH 3+

	Multiple Choice	DBQ	TOTAL
% Proficient	22%	9%	9%
% Cusp + Proficient	55%	18%	36%
% Off Track	45%	82%	64%

Top 3 Performers:

Ismael
Gaby
Luis U /
Jeyrianis



History Dept Headlines

AP World is our bright spot. With skill-based lessons in intervention and intentional targeting of gaps during regular instruction, we made solid gains over the quarter that put us in a better position than last year.

While the data for APUSH indicates we are far from goal, the broader context of the data makes me cautiously optimistic. We must get laser focused on the data now so we can solidify key FRQ skills and close content gaps.

APHG is the farthest off track. We are re-evaluating our approach in this course.



Literature





Literature I

GOAL = 40% ARE MEETING/PARTIALLY MEETING ON MCAS EXAM

	Multiple Choice	FRQ/OER	TOTAL
% Proficient	16%	18%	9%
% Cusp	11%	23%	34%
% Off Track	73%	59%	56%

Top 3 Performers:

Samuel Marin
Monica-Jimenez
Jaydriel Diaz



Literature II

GOAL = 45% ARE MEETING/PARTIALLY MEETING ON MCAS EXAM

	Multiple Choice	OER	TOTAL
% Proficient	27%	33%	25%
% Cusp	14%	20%	22%
% Off Track	59%	47%	53%

Top 3 Performers:

Sherlline Mercado
 Adrian Cedano
 Grey Alicea



AP English Language and Composition

GOAL = 25% ARE MEETING/PARTIALLY MEETING ON MCAS EXAM

	Multiple Choice	FRQ/OER	TOTAL
% Proficient	0%	23%	18%
% Cusp + Proficient	5%	32%	27%
% Off Track	95%	68%	73%

Top 3 Performers:

Ismael
Ruth / Ana
/ Gaby



Literature Dept Headlines

The MCAS for 10th graders is 6 weeks away, and we are far from our goal. This has real and immediate implications for kids' futures, so we have to drastically ramp up our demand of and support for kids.

In AP Lang, we have a similar story with the data, but more time to right the ship. We are dramatically changing the curriculum to truly prepare kids for the AP exam.



Seminar





Seminar I

GOAL = XX% ARE MEETING/PARTIALLY MEETING ON MCAS EXAM

	FRQ/OER	TOTAL
% Proficient	42%	42%
% Cusp	23%	23%
% Off Track	35%	35%

Top 3
Performers:
18 Students tied
for top score!



AP Seminar

GOAL = 30% ARE MEETING/PARTIALLY MEETING ON AP EXAM

	FRQ/OER	TOTAL
% Proficient	38%	38%
% Cusp + Proficient	64%	64%
% Off Track	36%	36%

Top 3 Performers:

Javed (K)
 Sa'Ad
 Gray / Adeychalis /
 Shanece / Keyon



Seminar Dept Headlines

While the team papers and presentations in AP Seminar led to some significant struggles for scholars, the EOC exam data indicates many scholars are mastering the key skills and concepts! This makes me feel optimistic about AP results as long as we can stay the course.

In addition, the data from Seminar I indicates many scholars are on track to be ready for AP Seminar in 2 years.



Math





Algebra I

GOAL = 35% ARE MEETING/PARTIALLY MEETING ON MCAS EXAM

	Multiple Choice	FRQ/OER	TOTAL
% Proficient	59%	12%	44%
% Cusp	19%	23%	12%
% Off Track	22%	65%	44%

Top 3 Performers:
 Monica (100)
 Davian
 Sam



Geometry/Algebra 2

GOAL = 35% ARE MEETING/PARTIALLY MEETING ON MCAS EXAM

	Multiple Choice	FRQ/OER	TOTAL
% Proficient	36%	41%	26%
% Cusp	11%	21%	27%
% Off Track	53%	38%	47%

Top 3 Performers:
 Gray (100)
 Isiah T. (100)
 Adrian



Precalculus

GOAL = 63% of Students are prepared for AP Calculus

	Multiple Choice	FRQ/OER	TOTAL
% Proficient	75%	50%	72%
% Cusp	7%	18%	18%
% Off Track	18%	32%	10%

Top 3 Performers:
Ruth
Jesus
Adeychalis



AP Statistics

GOAL = 50% ARE MEETING on AP EXAM

	Multiple Choice	FRQ/OER	TOTAL
% Proficient	67%	67%	67%
% Cusp	33%	33%	33%
% Off Track	0%	0%	0%

Top 3 Performers:
 Ismael
 Adeychalis
 Mattie/Gaby



Math Dept Headlines

- We continue to make progress in math courses ESPECIALLY in the free response section! Students have strengthened their explanations (and willingness to explain their work)
- We have adjusted our cut scores in Geometry to be much more conservative aligned to MCAS goals so feeling optimistic -> our focus will be moving kids from partially meeting to meeting
- We must continue to include spiraled review in all course work so that students continue to maintain previously mastered standards while moving forward



Science





Biology

**GOAL = 35% ARE MEETING/EXCEEDING ON MCAS EXAM
90% ARE PASSING (PM OR HIGHER)**

	Multiple Choice	FRQ/OER	TOTAL
% Meeting / Exceeding	29%	33%	31%
% Passing	82%	63%	75%
% Off Track	18%	37%	25%

Powered by BoardOnTrack

Top 3 Performers:

Chris C.
Sam M.
Monica J.



Science Dept Headlines

We are **close to being on track** for Biology meeting/exceeding - but are far off track for the passing goal

In order to move closer to our goal, we must increase the rigor & demand for all students while continuing to ensure that we have supports in place to reach our middle and struggling students

We must continue to include spiraled review in all course work so that students continue to maintain previously mastered standards while moving forward



GPA





Q2 GPA

	50% > 3.0	75% > 2.5	90% > 2.0
9th Grade	52%	72%	90%
10th Grade	45%	67%	88%
11th Grade	52%	71%	83%
OVERALL	50%	70%	88%



Y1 GPA (Cumulative)

	50% > 3.0	75% > 2.5	90% > 2.0
9th Grade	57%	79%	91%
10th Grade	48%	72%	91%
11th Grade	54%	74%	89%
OVERALL	53%	76%	91%