



Coral Academy of Science Las Vegas

Finance and Facilities Committee Meeting

Date and Time

Wednesday May 13, 2026 at 2:00 PM PDT

Location

CASLV Central Office
8985 S. Eastern Ave #375
Las Vegas, NV, 89123

Posting of Agenda: This agenda has been posted at the following locations:

Coral Academy of Science Las Vegas ("CASLV") Central Office, CASLV website at www.caslv.org, and Nevada Public Notice website at <http://notice.nv.gov>.

Format / Procedures / Rules: This is a notice of a public meeting held pursuant to NRS Chapter 241. Members of the public are invited to be present.

Certain items may be removed from open/public consideration if permitted or required by Nevada law. The Board may also (i) take agenda items out of order; (ii) combine two or more items for consideration; (iii) separate one item into multiple items; (iv) table an agenda item to a future meeting; and/or (v) remove an agenda item.

Reasonable efforts will be made to assist and accommodate persons with physical disabilities desiring to attend the meeting. Please contact Ms. Shepard at ashepard@coralacademylv.org at least 48 hours before the time of the meeting, if possible, so that reasonable arrangements may conveniently be made.

Please also contact Ms. Shepard if you would like a copy of the agenda and any public reference materials relating to agenda items. Those materials will also be available at the meeting location. Those materials would provide you with greater context and clarity as to the matters under discussion.

By law, no one may willfully disrupt the meeting to the extent that its orderly conduct becomes impractical.

All items are action or possible action items if denoted as such.

Agenda

	Purpose	Presenter	Time
I. Opening Items			2:00 PM
A. Call the Meeting to Order		Chan Lengsavath	5 m
Call to order			
Roll Call			
Pledge of Allegiance			
B. Public Comment			10 m
<p>Comments from the public are welcome at this time. You may present your comment during the meeting or beforehand, by contacting Ms. Shepard and relaying the comment to her. No person may sign up for another person, nor yield his/her time to another person. The Board may not deliberate on, or take any action regarding, a matter raised during the public comments sessions, unless the matter itself has already been specifically included on the agenda as an "Action" Item (and then, only at the time such Item is heard). The Board President will limit public comment to 3 to 5 minutes per person to ensure that all participants may speak and the Agenda is not unduly delayed, subject to any brief extension granted by the Board President in his/her sole discretion. No restrictions apply based on the speaker's viewpoints. If the Board hears public comments which exceed, in total, 20 minutes, the Board may postpone the remainder of the public comments to the same agenda item at the end of the meeting. The Board President may, in his discretion, forego Items I (B) and second-to-last item and instead solicit Public Comments during each individual action item below, as permitted by NRS 241.020(3)(d)(3); or alternatively keep Items I (B) and III (A) but still permit Public Comments during certain (but not necessarily all) individual action items below. The information above applies to all Public Comment periods.</p>			
II. Discussion & Possible Action Items			2:15 PM
A. Salary Schedule Amendment (For Possible Action)	Vote	Bridget Johnson-Peevy	5 m

	Purpose	Presenter	Time
B. UNLV Professional Development Services for the Special Education Department (For Possible Action)	Vote	Selim Tanyeri	5 m
C. Raptor Emergency and Visitor Management System Renewals (For Possible Action)	Vote	Selim Tanyeri	5 m
D. RTB Data & Consulting LLC Agreement (For Possible Action)	Vote	Dr. Mustafa Gunozu	5 m
E. Harward Leading Culture Change Professional Development for Nellis Campus (For Possible Action)	Vote	Dr. Ercan Aydogdu	5 m
F. SLA School Meal Service Agreement Renewal (For Possible Action)	Vote	Nick Sarisahin	10 m
G. Google Education Standard Plus Subscription (For Possible Action)	Vote	Nick Sarisahin	5 m
H. Amendment to Meal Pricing for Families (For Possible Action)	Vote	Nick Sarisahin	5 m
I. Financial Update (Information)	FYI	Nick Sarisahin	5 m
<p>Delta Management Solutions, the back office company, will provide the Board of Directors with an update on CASLV's financial status as of April 30, 2026. The update will include a review of the Balance Sheet, Profit and Loss Statement, and Budget versus Actual performance, highlighting key variances, trends, and financial implications.</p>			
J. Review of CASLV Investment Report (Information)	FYI	Nick Sarisahin	5 m
<p><i>CASLV's Chief Financial Officer will update the Facility and Finance Committee on the current reserve balance and the YTD income from the relevant investment accounts.</i></p>			

III. Public Comments (Information) 3:10 PM

Please see the procedures and rules in item I(B) above.

- A.** Public Comment FYI

IV. Closing Items

	Purpose	Presenter	Time
A. Adjourn Meeting (For Action)	Vote		

Coversheet

Salary Schedule Amendment (For Possible Action)

Section: II. Discussion & Possible Action Items
Item: A. Salary Schedule Amendment (For Possible Action)
Purpose: Vote
Submitted by:
Related Material: NAFB, Draft 2026-2026.xlsx
All Campuses except Nellis, Draft 2026-2027.xlsx

Notice

The following file is attached to this PDF. You will need to open this packet in an application that supports attachments to pdf files, e.g. [Adobe Reader](#):

NAFB, Draft 2026-2026.xlsx

Notice

The following file is attached to this PDF. You will need to open this packet in an application that supports attachments to pdf files, e.g. [Adobe Reader](#):

All Campuses except Nellis, Draft 2026-2027.xlsx

Coversheet

UNLV Professional Development Services for the Special Education Department (For Possible Action)

Section: II. Discussion & Possible Action Items
Item: B. UNLV Professional Development Services for the Special Education
Department (For Possible Action)
Purpose: Vote
Submitted by:
Related Material: MEMO - UNLV Multiyear Partnership May 26, 2026.docx.pdf
CORAL budget and SOW_5.11.2026b (1).pdf



ACTION MEMORANDUM

DATE: May 26, 2026
FROM: Selim Tanyeri, Chief Student Services Officer
TO: Coral Academy of Science Las Vegas Board of Directors
SUBJECT: UNLV Partnership


BACKGROUND: Provide a professional development and coaching program to strengthen multi-tiered systems of support (MTSS) implementation at Coral Academy. Our approach focuses on ensuring educators have the tools they need to differentiate math and reading instruction, provide inclusive instruction, and implement individualized educational support for students with or at risk for disability. We anticipate continuing to collaborate over 3-5 years to support implementation and training of campus teams across schools.

RECOMMENDATION:

We recommend CASLV Board to approve the quote for Year 1

Proposed Motion:

CASLV Board is requested to take a motion to approve the quote



Draft Exhibit A: Scope of Work and Budget

Multi-Tiered Systems of Support: Differentiated and Inclusive Math and Reading Instruction

Empowering Educators. Supporting Students.


Multi-year project: The proposal below describes work in the first year of the collaboration. We anticipate continuing to collaborate over 3-5 years to support implementation and training of campus teams across schools.

Purpose: Provide a professional development and coaching program to strengthen multi-tiered systems of support (MTSS) implementation at Coral Academy. Our approach focuses on ensuring educators have the tools they need to differentiate math and reading instruction, provide inclusive instruction, and implement individualized educational supports for students with or at risk for disability.

1. Professional Development Topic 1: Effective, Differentiated, and Inclusive Reading and Math Instruction
 - a. Methods for differentiating instruction
 - b. Inclusive, small-group, and co-teaching strategies
 - c. Utilizing collaborative teaming to support students
 - d. Accommodations and modifications
 - e. *Target audience:* general educators, special educators, paraprofessionals, and facilitators
2. Professional Development Topic 2: Individualized Academic Programming
 - a. Using assessments to inform interventions
 - b. Data-driven instruction
 - c. Effective individualized support
 - d. *Target audience:* special educators, paraprofessionals, and facilitators

Potential Experts to Contribute to this Program:

- Dr. Joseph Morgan – inclusive practices
- Dr. Alex Smith – data-based decision-making
- Dr. Heather Van Ness – school psychology, assessment
- Dr. Stephanie Gerow – coaching, low-incidence disabilities



Timeline of Professional Development

Potential Date	Topic	Format	Attendees
August, full-day	Effective, Differentiated, and Inclusive Reading and Math Instruction AND Individualized Academic Programming	In-person	General educators, special educators, paraprofessionals, and facilitators
October, half-day	Follow-up: Effective, Differentiated, and Inclusive Reading and Math Instruction	In-person	General educators, special educators, paraprofessionals, and facilitators
December or January, half-day	Follow-up: Individualized Academic Programming	In-person	General educators, special educators, paraprofessionals, and facilitators

Proposed Budget: Cadence, Eastgate, and Nellis Campuses

- \$18,000 – In-person professional development (up to 30 attendees for each),
 - 1 full-day professional development session; 7 hr content and 30-min - 1 hr lunch break
 - 2 half-day professional development sessions; 3.5 hr
 - Each will be conducted once at a Henderson campus and once at the Nellis campus
 - Includes collaborative planning with administrator(s) from each campus (at least one meeting per campus) and individualization of content based on campus needs
- \$11,250 – Coaching and support for educator teams, facilitators, and/or campus administrators
 - Up to 50 in-person coaching meetings (30 min-1 hr; e.g., approximately 15-20 per campus)
 - Up to 50 online meetings (30 min-1 hr; e.g., approximately 15-20 per campus)
 - Distribution across campuses and who is receiving coaching will be determined in collaboration with Coral central office administrators and campus administrators
- \$2,040 – Additional costs (printing, materials, travel)
- \$3,129 (10%) Administration fee: CREW Disability Center

Total: \$34,419

Potential additional cost to add to budget

- Stipends for educators or facilitators participating in online meetings and/or coaching
- Additional set of 10 in-person coaching sessions - \$1,500 and \$175 for travel
- Additional set of 10 online meetings - \$750

Coversheet

Raptor Emergency and Visitor Management System Renewals (For Possible Action)

Section: II. Discussion & Possible Action Items
Item: C. Raptor Emergency and Visitor Management System Renewals (For Possible Action)
Purpose: Vote
Submitted by:
Related Material:
MEMO - Raptor Emergency and Visitor Management System Renewal quote - May 26, 2026 (1).pdf
26-27 RAPTOR INV259244.pdf



ACTION MEMORANDUM

DATE: May 26, 2026
FROM: Selim Tanyeri, Chief Student Services Officer
TO: Coral Academy of Science Las Vegas Board of Directors
SUBJECT: Raptor Emergency and Visitor Management System Renewals

BACKGROUND: CASLV campuses use Raptor Technologies for emergency and visitor management to **control who enters campus, track everyone on-site in real time, and respond more effectively during emergencies.** These systems screen visitors against safety databases, issue badges, and maintain accurate logs, which strengthens student safety, standardizes front-office procedures, and provides critical documentation for compliance and liability protection.

RECOMMENDATION:

We recommend CASLV Board to approve the renewal quote

Proposed Motion:

The Board is asked to approve the renewal quote



Invoice

Date 5/12/2026
Invoice # INV259244
Start Date 6/1/2026
End Date 5/31/2027

"Protect Every Child, Every School, Every Day"

Bill To

Coral Academy of Science Las Vegas
 Accounts Payable
 8965 S. Eastern Avenue, Suite 375
 Las Vegas NV 89123

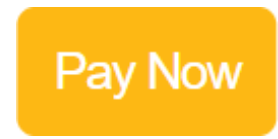
PO Number	Terms	Due Date					
	Net 30	6/11/2026					
Description			Start Date	End Date	Qty	Price	Amount
Raptor Badge Alert + VisitorSafe Bundle			6/1/2026	5/31/2027			\$36,750.00

Tax Total	\$0.00
Total	\$36,750.00
Amount Paid	\$6,278.13
Amount Due	\$30,471.87

[Click Here for Inquiries or to send Purchase Orders](#)

Remit Checks to:

Raptor Technologies, LLC
 Dept 141
 PO Box 4458
 Houston, TX 77210-4458



Please reference invoice number(s) on all check payments.



INV259244

Coversheet

RTB Data & Consulting LLC Agreement (For Possible Action)

Section: II. Discussion & Possible Action Items
Item: D. RTB Data & Consulting LLC Agreement (For Possible Action)
Purpose: Vote
Submitted by:
Related Material: Coral Academies 26-27 Data Services (2) (1).pdf



RAISING THE BAR
RTB DATA & CONSULTING, LLC

**Proposal by Dr. Jessica Barr,
RTB Data & Consulting, LLC**

c: 303-503-3948



Data Services Proposal

Coral Academies
2026-27 School Year



RAISING THE BAR
RTB DATA & CONSULTING, LLC

Overview

This proposal outlines the data support services for analyzing state and interim assessments, including detailed breakdowns by school, grade level, teacher, and student. Services also include analysis of state assessment data to inform instructional decisions.

In addition, post-analysis meetings with site and network leadership will be provided to review results and offer strategic recommendations and coaching. Professional development opportunities for teachers are embedded throughout the year.

RTB's data reviews will be conducted through a combination of in-person and Zoom sessions, depending on scheduling and availability. Each school receives one guaranteed campus visit that can be used flexibly—for administrative strategic planning, classroom observations, teacher development, or a leadership deep dive. RTB will remain available for continuous virtual support, and are happy to try to accommodate additional in-person visits are dependent on advance scheduling and consultant availability.

Goals & Objectives

- 01 Comprehensive Data Analysis:** Provide detailed analyses of state and interim assessments.
- 02 Instructional Decision Support:** Use claim data to inform and enhance instructional decisions.
- 03 Teacher Performance Incentives:** Assist network leadership in establish/monitor a pay-for-performance structure.
- 04 Strategic Recommendations and Coaching:** Offer strategic insights and coaching based on analysis results.
- 05 Professional Development:** Provide ongoing professional development and coaching for teachers.



RAISING THE BAR
RTB DATA & CONSULTING, LLC

Data Analysis

1. State Assessments:

- Assessments Included: SBAC, WiDA, ADAM reports, Summative Science, ACT.
- Analysis Focus:
 - School-level data
 - Grade-level data
 - Teacher-level data
 - Student-level data
 - Claim data analysis to inform instructional decisions

2. Interim Assessments:

- Assessments Included: NWEA Map, iReady.
- Analysis Periods: Fall 2026, Winter 2026/27, Spring 2027.
- Analysis Focus:
 - School-level data
 - Grade-level data
 - Teacher-level data
 - Student-level data

Timeline

Summer 2026:

- June – August:
 - Data Collection: Gather state assessment data.
 - Initial Analysis: Perform preliminary data analysis for SBAC, WiDA, ADAM, Summative Science, and ACT.
 - Detailed Breakdown: Create detailed reports by school, grade level, teacher, and student levels.
 - Claim Data Analysis: Analyze state assessment claim data to provide insights for instructional decisions.

Fall 2026:

- September – November:
 - Interim Assessments: Collect and analyze fall NWEA Map and iReady data.
 - Teacher Performance Analysis: Integrate assessment data to support pay-for-performance structure.
 - Review Meetings: Conduct initial review meetings with site and network leadership to discuss results and recommendations.



RAISING THE BAR
RTB DATA & CONSULTING, LLC

Timeline

Winter 2026/27:

- December – February:
 - Interim Assessments: Collect and analyze winter NWEA Map and iReady data.
 - Continuous Monitoring: Update analyses and provide ongoing insights for instructional adjustments.
 - Professional Development: Offer coaching and professional development sessions for teachers based on data insights.

Spring 2027:

- March – May:
 - Interim Assessments: Collect and analyze spring NWEA Map and iReady data.
 - Final Analysis: Perform a comprehensive review of all data collected throughout the year.
 - Strategic Recommendations: Finalize and present strategic recommendations to network leadership.
 - Professional Development: Continue to provide professional development opportunities for teachers.

Post-Analysis Support

- **Leadership Review Meetings:**
 - Conduct data debriefs and strategy sessions with site and network leadership
- **Review teacher performance data to inform pay-for-performance planning**
- **Strategic Recommendations:**
 - Provide tailored insights to improve instructional delivery and student outcomes
- **Professional Development & Coaching:**
 - Offer PD and coaching based on findings
- **One on-site visit is guaranteed per school**
- **Additional on-site support is available with advance scheduling and consultant availability**



RAISING THE BAR
RTB DATA & CONSULTING, LLC

Deliverables

Deliverables

1. **Comprehensive Data Reports:** Detailed breakdowns of assessment data at various levels.
2. **Claim Data Insights:** Analysis to support instructional decision-making.
3. **Performance Analysis:** Data to support the pay-for-performance structure.
4. **Strategic Recommendations:** Tailored recommendations for site and network leadership.
5. **Professional Development:** Customized coaching and development sessions for staff.

Conclusion

RTB data's support services will provide a robust framework for analyzing and utilizing assessment data to improve instructional practices and incentivize teacher performance. Through detailed analysis, strategic recommendations, and ongoing professional development, we aim to enhance educational outcomes across the network.



RAISING THE BAR
RTB DATA & CONSULTING, LLC

Cost for Services

	Campus	Enrollment	Cost 2026-27
	Coral Academy Tamarus Elementary	382	\$6000
	Coral Academy Windmill (5th-7th grade only)	399	\$6,000
	Coral Academy Sandy Ridge MSHS	815	\$12,000
	Coral Centennial Hills ESMS	625	\$12,000
	Coral Academy Eastgate ES	600	\$6,000
	Coral Academy Cadence (K-12)	1300	\$18,000
	Coral Academy Nellis	738	\$12,000
	By Teacher Analysis (x 4 assessment cycles)		\$12,145
	<p>*Fee reflects a 6k minimum for single-site schools (i.e. 6k is charged for each school level - Elementary, Middle, and High School)</p> <p>We had a fee increase this year but have waived the difference for Coral Academies for the 26-27 school year as a thank you for your continued partnership.</p>		<p>Total \$84,145</p>

Coversheet

Harvard Leading Culture Change Professional Development for Nellis Campus (For Possible Action)

Section: II. Discussion & Possible Action Items
Item: E. Harvard Leading Culture Change Professional Development for Nellis
Campus (For Possible Action)
Purpose: Vote
Submitted by:
Related Material:
Harvard Graduate School of Education Invoice 2.pdf
Harvard Graduate School of Education Invoice 4.pdf
Harvard Graduate School of Education Invoice 1.pdf
Harvard Graduate School of Education Invoice 3.pdf
Trip and Cost Details.pdf
Hotel.pdf
Harvard Graduate School of Education Leading Culture Change_ Strategies for School Improvement.pdf



Invoice

Payment Terms: Payment in full is due by the payment deadline indicated below, or your enrollment will be automatically withdrawn. **Please note that your enrollment is not complete unless full tuition payment is received by the indicated date.**

Payment Instructions

Purchase Order: Please send a copy to our finance department by email at ppefinar@gse.harvard.edu. A purchase order will reserve your participation. **However, full payment is still required by the payment deadline indicated in this invoice.**

Check: Make payable to 'Harvard University'. Federal Tax ID 04-2103580. Include the Invoice number and Participant Name on all checks. US funds only (USD). **Remittance must be mailed to: Finance Department, Professional Education, HGSE, 13 Appian Way, 5th Floor, Cambridge, MA 02138.**

Wire Transfer: Bank Name: Bank of America. Bank address: 100 Federal Street, Boston, MA 02110. Bank Account Name: President and Fellows of Harvard College GSE Wire. Bank Account Number: 9428-370230. Bank identifier number (ABA): 026-009-593, (SWIFT): BOFAUS3N, (ACH): 011000138. The Memo should consist of the Invoice Number and Participant Name. Please make sure you pay any applicable bank fees in addition to the total due.

Credit Card: [Credit card payments](#) can be made online in the Professional Education Community, under My Learning.

W-9 Form: You can download our [W-9 form here](#).

Bill to: Miadora Nelson

Institution Information: Coral Academy of Science Las Vegas

Coral Academy of Science Nellis Air Force Base 2 CSS 6/15/2026: Aihreen Salgado, Brandon Lao, Felicia Woods-Wallace, Tracy Haerer

Invoice #:	PPE-061491-C2
PO#:	
Invoice Date:	04/06/2026
Due Date:	05/11/2026

Program Charges

Item	Description	Qty	Rate	Total
Program	Leading Culture Change: Strategies for School Improvement 6/15/2026-6/17/2026	4	\$2670.00	\$10,680.00
Payments				(\$0.00)
Amount Due				\$10,680.00

Terms and Conditions:

Cash Payments: We are not able to accept cash payments.

Refund Policy: Please see the website below:

<https://www.gse.harvard.edu/ppe/professional-education-refund-and-withdrawal-policies>



Invoice

Payment Terms: Payment in full is due by the payment deadline indicated below, or your enrollment will be automatically withdrawn. **Please note that your enrollment is not complete unless full tuition payment is received by the indicated date.**

Payment Instructions

Purchase Order: Please send a copy to our finance department by email at ppefinar@gse.harvard.edu. A purchase order will reserve your participation. **However, full payment is still required by the payment deadline indicated in this invoice.**

Check: Make payable to 'Harvard University'. Federal Tax ID 04-2103580. Include the Invoice number and Participant Name on all checks. US funds only (USD). **Remittance must be mailed to: Finance Department, Professional Education, HGSE, 13 Appian Way, 5th Floor, Cambridge, MA 02138.**

Wire Transfer: Bank Name: Bank of America. Bank address: 100 Federal Street, Boston, MA 02110. Bank Account Name: President and Fellows of Harvard College GSE Wire. Bank Account Number: 9428-370230. Bank identifier number (ABA): 026-009-593, (SWIFT): BOFAUS3N, (ACH): 011000138. The Memo should consist of the Invoice Number and Participant Name. Please make sure you pay any applicable bank fees in addition to the total due.

Credit Card: [Credit card payments](#) can be made online in the Professional Education Community, under My Learning.

W-9 Form: You can download our [W-9 form here](#).

Bill to: Miadora Nelson

Institution Information: Coral Academy of Science Las Vegas

Coral Academy of Science Nellis Air Force Base 4 CSS 6/15/2026: DeAngela Haynes, Cordalya Scaccia, Stephen Duncan, Yvette Andes

Invoice #:	PPE-061491-C4
PO#:	
Invoice Date:	04/06/2026
Due Date:	05/11/2026

Program Charges

Item	Description	Qty	Rate	Total
Program	Leading Culture Change: Strategies for School Improvement 6/15/2026-6/17/2026	4	\$2670.00	\$10,680.00
Payments				(\$0.00)
Amount Due				\$10,680.00

Terms and Conditions:

Cash Payments: We are not able to accept cash payments.

Refund Policy: Please see the website below:

<https://www.gse.harvard.edu/ppe/professional-education-refund-and-withdrawal-policies>



Invoice

Payment Terms: Payment in full is due by the payment deadline indicated below, or your enrollment will be automatically withdrawn. **Please note that your enrollment is not complete unless full tuition payment is received by the indicated date.**

Payment Instructions

Purchase Order: Please send a copy to our finance department by email at ppefinar@gse.harvard.edu. A purchase order will reserve your participation. **However, full payment is still required by the payment deadline indicated in this invoice.**

Check: Make payable to 'Harvard University'. Federal Tax ID 04-2103580. Include the Invoice number and Participant Name on all checks. US funds only (USD). **Remittance must be mailed to: Finance Department, Professional Education, HGSE, 13 Appian Way, 5th Floor, Cambridge, MA 02138.**

Wire Transfer: Bank Name: Bank of America. Bank address: 100 Federal Street, Boston, MA 02110. Bank Account Name: President and Fellows of Harvard College GSE Wire. Bank Account Number: 9428-370230. Bank identifier number (ABA): 026-009-593, (SWIFT): BOFAUS3N, (ACH): 011000138. The Memo should consist of the Invoice Number and Participant Name. Please make sure you pay any applicable bank fees in addition to the total due.

Credit Card: [Credit card payments](#) can be made online in the Professional Education Community, under My Learning.

W-9 Form: You can download our [W-9 form here](#).

Bill to: Miadora Nelson

Institution Information: Coral Academy of Science Las Vegas

Coral Academy of Science Nellis Air Force Base 1 CSS 6/15/2026: Heather Frazier, Sarah Livesey, Tara Velasquez, Miadora Nelson

Invoice #:	PPE-061491-C1
PO#:	
Invoice Date:	04/06/2026
Due Date:	05/11/2026

Program Charges

Item	Description	Qty	Rate	Total
Program	Leading Culture Change: Strategies for School Improvement 6/15/2026-6/17/2026	4	\$2670.00	\$10,680.00
Payments				(\$0.00)
Amount Due				\$10,680.00

Terms and Conditions:

Cash Payments: We are not able to accept cash payments.

Refund Policy: Please see the website below:

<https://www.gse.harvard.edu/ppe/professional-education-refund-and-withdrawal-policies>



Invoice

Payment Terms: Payment in full is due by the payment deadline indicated below, or your enrollment will be automatically withdrawn. **Please note that your enrollment is not complete unless full tuition payment is received by the indicated date.**

Payment Instructions

Purchase Order: Please send a copy to our finance department by email at ppefinar@gse.harvard.edu. A purchase order will reserve your participation. **However, full payment is still required by the payment deadline indicated in this invoice.**

Check: Make payable to 'Harvard University'. Federal Tax ID 04-2103580. Include the Invoice number and Participant Name on all checks. US funds only (USD). **Remittance must be mailed to: Finance Department, Professional Education, HGSE, 13 Appian Way, 5th Floor, Cambridge, MA 02138.**

Wire Transfer: Bank Name: Bank of America. Bank address: 100 Federal Street, Boston, MA 02110. Bank Account Name: President and Fellows of Harvard College GSE Wire. Bank Account Number: 9428-370230. Bank identifier number (ABA): 026-009-593, (SWIFT): BOFAUS3N, (ACH): 011000138. The Memo should consist of the Invoice Number and Participant Name. Please make sure you pay any applicable bank fees in addition to the total due.

Credit Card: [Credit card payments](#) can be made online in the Professional Education Community, under My Learning.

W-9 Form: You can download our [W-9 form here](#).

Bill to: Miadora Nelson

Institution Information: Coral Academy of Science Las Vegas

Coral Academy of Science Nellis Air Force Base 3 CSS 6/15/2026: Adrianna Vela, Jennifer Cosby, Jennifer Snyder, Tia Deloatch

Invoice #:	PPE-061491-C3
PO#:	
Invoice Date:	04/06/2026
Due Date:	05/11/2026

Program Charges

Item	Description	Qty	Rate	Total
Program	Leading Culture Change: Strategies for School Improvement 6/15/2026-6/17/2026	4	\$2670.00	\$10,680.00
Payments				(\$0.00)
Amount Due				\$10,680.00

Terms and Conditions:

Cash Payments: We are not able to accept cash payments.

Refund Policy: Please see the website below:

<https://www.gse.harvard.edu/ppe/professional-education-refund-and-withdrawal-policies>



JUN 16 - 19
LAS → BOS

Trip & Price Details

Price Passengers Seats Payment Confirmation

Earn a \$200 statement credit and 10,000 Rapid Rewards® points.
Plus, first checked bag free.*

Flight Modify

<p>Tue 6/16 # 2223 / 1898 LAS → BOS 6:30 AM 4:20 PM 6 hr 50 min 1 stop Choice</p> <p>8 Passengers Reserve your seats when booking</p>	<p>Base fare 8 Passenger(s) \$3,356.24</p> <p>Taxes and fees \$654.88</p> <p>Flight total \$4,011.12 <small>or from \$393/mo* with flexpay Learn more</small></p>
<p>Fri 6/19 # 749 / 1454 BOS → LAS 4:30 PM 10:30 PM 9 hr 0 min 1 stop Choice</p> <p>8 Passengers Reserve your seats when booking</p>	

Helpful Information:

- All fares and fare ranges are subject to change until purchased and are per person for each way of travel.
- For more information regarding Cash + Points, visit [Southwest.com/rterms](https://southwest.com/rterms)

Apply now *Terms apply.

YOU PAY TODAY**	\$4,011.12
CREDIT ON YOUR STATEMENT**	-\$200.00
TOTAL AFTER STATEMENT CREDIT	\$3,811.12

**May post on separate statements.

Upgrade Flight

Upgrade to Choice Preferred



- ✓ **NEW** Choose a Preferred seat (or any Standard seat)¹⁵
- ✓ **NEW** Group 3-5 boarding¹⁶
- ✓ Refundable⁵
- ✓ Priority Lane and Express Lane¹²
- ✓ 10x Rapid Rewards® points per dollar³
- ✓ Free same-day change/standby (taxes and fees may apply)⁹
- ⓘ Checked bag fees may apply²

Prices shown per passenger, per one-way.

Upgrade departing trip for \$81

Upgrade returning trip for \$80

Upgrade both for \$161

*Please read the [fare rules](#) associated with this purchase.

SUBTOTAL	\$3,356.24
TAXES & FEES	\$654.88
TRIP TOTAL	\$4,011.12


Show price breakdown


Not ready to buy yet? [Save this flight for later.](#)

By clicking 'Continue', you agree to accept the [fare rules](#) and want to continue with this purchase.

Add a Car Products not confirmed until purchase.

No worries, your flight will remain in your cart while you search for a car.

 Add a car



Book now. Pay later!

PICK-UP LOCATION	PICK-UP DATE	PICK-UP TIME
Boston (Loga	6/16	6:00 PM
Boston (Logan), MA - BOS	Tue, Jun 16, 2026	
RETURN LOCATION	RETURN DATE	RETURN TIME
Boston (Loga	6/19	3:00 PM
Boston (Logan), MA - BOS	Fri, Jun 19, 2026	
RENTAL COMPANY (Optional)		VEHICLE SIZE (Optional)
No preference		No preference

Book now
Search

Not ready to buy yet? [Save this flight for later.](#)

Log in for faster checkout
Continue

By clicking 'Continue', you agree to accept the [fare rules](#) and want to continue with this purchase.

No-show policy

If you do not plan to travel on your flight, you must cancel your reservation at least 10 minutes prior to the flight's original scheduled departure time. If you do not cancel your reservation at least 10 minutes before the flight's original scheduled departure time, your reservation will be canceled, and your funds and points may be forfeited. [Learn more.](#)

Fare Benefits

Basic¹

Basic fares are non-refundable except as allowed by our 24-hour cancellation policy. Flight changes are allowed but require a fare upgrade. Customers may be eligible for a flight credit if canceled at least 10 minutes prior to the flight's original departure time.

Checked bag²

Bag fees apply to Basic, Choice, and Choice Preferred fares. Choice Extra fares and Rapid Rewards® A-List Preferred Members receive two free checked bags. A-List Members and Rapid Rewards Credit Cardmembers only receive their first checked bag for free. Checked bag benefits do not apply on flights booked with a partner carrier. Weight and size limits apply. Additional allowances, benefits, and/or exceptions may apply. [Learn more.](#)

Rapid Rewards® points³

Points can be earned from (a) Qualifying Flights (defined below) operated by Southwest®, or (b) qualifying purchases with our Rapid Rewards® partners. "Qualifying Flights" include flights operated by Southwest Airlines® and paid entirely with dollars, Southwest LUV Vouchers®, gift cards, or flight credits and those paid with Cash + Points. NOTE: With a Cash + Points booking, points are earned only on the portion of the base fare that is paid with dollars. Qualifying Flights exclude reward flights, charter flights, nonrevenue travel, and Companion Pass® travel. All Rapid Rewards rules and regulations apply and can be found at [Southwest.com/rtrterms](#).

No cancel fees⁴

All fare types are eligible for cancellations without a fee. For roundtrip reservations, if one or both segments is booked with a Basic fare, cancellations are only permitted if either a) both segments are canceled or b) the Basic fare segment(s) is upgraded. Failure to cancel a reservation at least 10 minutes prior to original scheduled departure may result in forfeited travel funds.

Refundable⁵

As long as you cancel your reservation at least 10 minutes prior to the original scheduled departure of your flight, you're eligible to receive 100% of your ticket value as a refund to your original form of payment. A Southwest® flight credit from a previous reservation that is applied toward a Choice Extra or Choice Preferred fare will be refunded as a Transferable Flight Credit™. For travel booked with Rapid Rewards® points, if canceled, points will be returned to the Rapid Rewards account holder who booked the reservation. If you do not cancel, your funds will be refunded as a Transferable Flight Credit™. [Learn more.](#)

Transferable Flight Credit™⁶

To receive a flight credit, you must cancel your flight at least 10 minutes prior to the flight's original scheduled departure time. If you do not cancel, your points and funds may be forfeited. [Learn more.](#) A Transferable Flight Credit™ expires 12 months from the date the fare was booked and ticketed. A Transferable Flight Credit™ can be transferred between Rapid Rewards® Members. Only one transfer is permitted. For bookings made through a Southwest® Business channel, transfers are allowed only between employees within the organization.

Flight credits⁷

To receive a flight credit, you must cancel your flight at least 10 minutes prior to the flight's original scheduled departure time. If you do not cancel, your points and funds may be forfeited. [Learn more.](#) A Transferable Flight Credit™ created from Choice Extra, Choice Preferred, and Choice reservations expires 12 months from the date the fare was booked and ticketed. Basic fare flight credits expire 6 months from the date the fare was booked and ticketed.

Changes⁸

If you need to change an upcoming flight itinerary, you'll only pay the difference in fare for Choice, Choice Preferred, and Choice Extra fares (if one applies). For Basic fares, you may upgrade the fare to Choice, Choice Preferred, and Choice Extra. Failure to cancel a reservation at least 10 minutes prior to original scheduled departure may result in forfeited travel funds.

Free same-day change/standby⁹

Same-day change: On the day of travel, you can switch free of airline charges to another flight with space available departing on the same calendar day between the same origin airport and destination airport as your original flight. Free same-day change is only available for Choice Extra, Choice Preferred, or Choice fares. Basic fares and Rapid Rewards® A-List Preferred and A-list Members are not eligible for free same-day change unless the Member purchases a qualifying fare.

Same-day standby: You can list for same-day standby on an earlier flight via a Southwest® Customer Service Agent at the airport or the Southwest app or mobile web. You will receive a message based on the contact preference selected during booking if you are cleared on the flight. With the exception of A-List Preferred and A-List Members, Customers who purchase Basic fares are not eligible for free same-day standby.

For both same-day change and same-day standby, you must change your flight or request to be added to the same-day standby list at least 10 minutes prior to the scheduled departure of your original scheduled flight or the no-show policy will apply. If using the app or mobile web, your name must be added 60 minutes (for domestic flights) or 90 minutes (for international flights) ahead of your flight's original scheduled



Your stay Freepoint Hotel Cambridge, Tapestry Collection by Hilton

Tue, Jun 16 – Fri, Jun 19, 2026 (3 nights)

1 room for 1 adult

[Edit stay](#)

Step 4 of 4

Payment and Guest Details

Total for stay

Total room charge
Total taxes

\$1,251.41

\$1,079.27
\$172.14

Price in \$USD

[Show price details](#)



Freepoint Hotel Cambridge, Tapestry Collection by Hilton

220 Alewife Brook Pkwy
Cambridge, Massachusetts 02138 USA
[Hotel details](#)

This is a members-only rate. Join Hilton Honors (for free!) on this page, [sign in](#), or [choose a different rate](#).

Guarantee and cancellation policy

[Pay when you stay](#)

There is a credit card required for this reservation. **Free cancellation before 11:59 PM local hotel time on 09 Jun 2026.**

All fields are required unless marked optional.

Payment

Card number

Month

Year

Guest information

First name

Last name

Email

Phone

Country/Region

Address

Address 2 (Optional)

ZIP

City

State

[Add guest names](#)

Reservation summary

*Average price per night

2 Queen Beds Deluxe Room \$1,079.27
3 nights x \$359.75*

[Change room](#)

Honors Discount

[Change rate](#)

Total Add-Ons \$0.00

[Change add-ons](#)

Total room charges \$1,079.27

Total add-ons \$0.00

Total taxes \$172.14

Total for stay: \$1,251.41

Join Hilton Honors to get the Member discount + Digital Check-In

It's free and easy. All we need from you is a password.

Password

- At least 8 characters
- One lowercase letter
- One uppercase letter
- One number (0-9) or one special character

Confirm password



Consent and privacy

By selecting "Book Reservation," I agree to the [Rules and Restrictions](#), [Site Usage Agreement](#), and agree that Hilton will collect, use, share and transfer my information as set out in [Hilton's Global Privacy Statement](#).

California consumers, learn how Hilton collects and uses personal information in our [Global Privacy Statement](#).

I also agree to the [Hilton Honors Program Terms and Conditions](#).

No deposit required

Book Reservation

How can we help?

+1-844-3TAPESTRY
[Global phone numbers](#)

[Help Center](#)

[Hilton Honors Discount Terms & Conditions](#)

[Partner Accommodations Terms](#)

[Global Privacy Statement](#)

[Modern Slavery and Human Trafficking](#)

[Web Accessibility](#)

[AdChoices](#)

[Site Usage Agreement](#)

©2026 Hilton

Harvard Graduate School of Education

Leading Culture Change: Strategies for School Improvement (CSS)

June 15–17, 2026

~~Harvard Graduate School of Education~~

Nellis AFB Leadership Team

Purpose: Building a Stronger School Culture

The Nellis team will participate in a highly customized three-day leadership institute focused on:

- **Strengthening school culture**
- **Improving organizational effectiveness**
- **Building leadership capacity**
- **Creating sustainable systems for growth and collaboration**

The institute is designed to support long-term school improvement which is crucial in this period of campus expansion and increased enrollment.

Program Overview

3 Stages:

1. Diagnostic Analysis & Program Design
2. 3-Day Workshop
3. Plan Implementation and Progress Monitoring



Data-Driven Preparation

Before attending the institute, the Nellis team will:

- Conduct a comprehensive analysis of campus climate and culture data
- Review results from the Fall Employee Engagement Survey through Attuned
- Align findings to Harvard's "7 Drivers of Culture" framework
- Identify key strengths and opportunities for growth

This process ensures the institute is customized to the specific needs of the Nellis campus.

Understanding Culture Drivers

Workshop Program

- Overview of Harvard's 7 Drivers of Culture
- Deep-dive learning sessions
- Identification of the culture drivers most critical to Nellis' improvement efforts
- Collaborative discussions around current campus needs

Goal: Build a shared understanding of school culture and improvement priorities.

Powered by BoardOnTrack

Sustaining the Work

The work will continue through four follow-up sessions during the school year focused on:

- Monitoring implementation progress
- Reviewing updated employee engagement and culture data
- Evaluating effectiveness of strategies
- Making adjustments and refinements to the action plan

This ongoing support helps ensure lasting impact and continuous improvement.

3-Day Program Structure

Day 1

Understanding Culture Drivers

Day 2

Collaborative Action Planning

Day 3

Presentation and Feedback

Focus Areas:

- Overview of Harvard's 7 Drivers of Culture
- Deep-dive learning sessions
- Identification of the culture drivers most critical to Nellis' improvement efforts
- Collaborative discussions around current campus needs

Goal: Build a shared understanding of school culture and improvement priorities.

Intensive Team Work Session

The Nellis team will:

- Collaboratively analyze campus needs
- Develop strategic priorities
- Create a comprehensive Culture Action Plan
- Establish implementation goals for the 2026–2027 school year

Goal: Develop actionable systems and strategies for sustainable improvement.

Final Day Activities:

- Team presentation of the Culture Action Plan
- Feedback from Harvard facilitators and peer teams
- Revision and refinement of implementation strategies
- Finalization of action steps and next steps

Goal: Strengthen the plan through expert collaboration and feedback.

Follow-Up During the School Year

Sustaining the Work

The work will continue through four follow-up sessions during the school year focused on:

- Monitoring implementation progress
- Reviewing updated employee engagement and culture data
- Evaluating effectiveness of strategies
- Making adjustments and refinements to the action plan

This ongoing support helps ensure lasting impact and continuous improvement.



Expected Outcomes

Anticipated Impact

This initiative is expected to result in:

- Improved staff culture and engagement
- Increased collaboration and leadership capacity
- Stronger systems to support staff and students
- A more intentional and sustainable school culture framework
- Greater readiness for continued campus growth and staffing expansion





The Nellis Leadership Team

Building Capacity Across Campus

The selected Nellis team includes:

- Administrators
- Teachers
- Special education staff
- Counselors
- Behavioral staff

Team members were intentionally selected based on:

- Leadership capacity
- Social capital within the school community
- Ability to support implementation efforts campus-wide

Long-Term Commitment to Improvement

Investing in the Nellis Community

This opportunity represents:

- A meaningful investment in school improvement
- A commitment to staff development and collaboration
- Strategic preparation for campus expansion and growth
- A long-term vision for sustaining a positive school culture

The institute supports the continued growth and success of both staff and students.

Moving Forward Together

Leading Culture Change at Nellis

Through collaboration, strategic planning, and sustained support, the Nellis team is building a stronger foundation for:

- Staff success
- Student achievement
- Sustainable school improvement
- A thriving campus culture

Thank You

Coversheet

SLA School Meal Service Agreement Renewal (For Possible Action)

Section: II. Discussion & Possible Action Items
Item: F. SLA School Meal Service Agreement Renewal (For Possible Action)
Purpose: Vote
Submitted by:
Related Material: Coral Academy FSMC SY26-27 v2.pdf



NEVADA DEPARTMENT OF AGRICULTURE (NDA)

SCHOOL NUTRITION PROGRAMS

FOOD SERVICE MANAGEMENT COMPANY (FSMC) SERVICES &

VENDED MEAL COMPANY (VMC)

Standard Contract Extension/Renewal Template

School Year 2026-2027

School Food Authority (SFA): Coral Academy Year of Original Contract 2023-24

SFA's address: 8985 S Eastern AVE NV 89123

Phone number: (702) 776-6529 x108

Fax number: _____

Date Issued: 5/11/26

Extension Due Date: 5/15/2026

Extension Due Location: NA

Contract Type (check one)

- Cost-reimbursable Fee
- Fixed price per meal

Provider Type (check one)

- FSMC
- VMC

For fixed price per meal contracts, proposed price per meal, indicate N/A if not providing:

- National School Lunch Program (NSLP) 4.10
- School Breakfast Program (SBP) 2.75
- After School Care Snack (ASCS)
- Fresh Fruit and Vegetable Program (FFVP)
- Summer Food Service Program (SFSP)

Procurement Officer: Nick Sarisahn

Procurement Officer Phone Number: 702-776-6529

Procurement Officer Fax Number:

Procurement Officer Email Address: nick@coralacademylv.org

STANDARD NDA FSMC/VMC RFP/CONTRACT EXTENSION/RENEWAL DISCLAIMER PAGE

Disclaimers:

- This is the approved template for the Nevada Department of Agriculture (NDA) no edits or revisions can be made to any areas within this document that are not already designated as editable.
- SFA may not change the contract type agreed to in the original contract. Any change would be considered material and require the SFA to begin its procurement process again to ensure all Offerors have the same opportunity.
- Contract type may not change during the annual renewal/extension process as this is also considered to be a material change.
- If SFA rejects any terms, fixed prices, fees, or other specifics of the proposed extension/renewal, the FSMC/VMC may resubmit at a newly designated day and time a counter proposal. The SFA will need to state specific reason(s) for rejection. If subsequent proposals are rejected, the SFA will be required to issue a new RFP.

Description of Procurement:

Coral Academy is soliciting an extension/renewal from qualified Food Service Management Companies (FSMC) or Vended Meal Company to continue to provide meals or its food service program which may include management, training and development of food services staff, quality control, operational and technical support and financial management of the program. Specifics will be based on the original contract.

Proposals for the extension/renewal of the meals, materials, or services specified in the original executed contract will be received by **Coral Academy** at the above specified location on or before the time and date cited.

Proposals must be in the actual possession of **Coral Academy** on or prior to the time and date, and at the submittal location indicated above.

Persons with disabilities may request special accommodations such as interpreters, alternate formats, or assistance with physical accessibility. Requests for special accommodations must be made with 72 hours prior notice. Such requests are to be addressed to the Solicitation Contact Person or Procurement Officer, see title page for contact information.

OFFERORS ARE RESPONSIBLE FOR READING THE ENTIRE SOLICITATION

(The remainder of this page was left blank intentionally)

Standard Nevada Department of Agriculture (NDA)

Food Service Management Company (FSMC) & Vended Meal Company (VMC)

Contract Extension/Renewal Amendment

SFA Coral Academy **FSMC/VMC** SLA Mangment inc.

THIS AMENDMENT NUMBER 3 effective July 1, 2026, is between Coral Academy, a Nevada Public School District, or Public/Private School (School Food Authority or SFA) and SLA Mangment increferred to individually as "Party" or collectively as "Parties."

WHEREAS, the Coral Academy and the SLA Mangment inc are Parties to a certain Food Service Contract/Agreement dated _____ whereby SLA Mangment inc provides Foodservice Management Services to the SFA.

WHEREAS the Parties now desire to further amend the Contract/Agreement.

NOW THEREFORE, in consideration of the promises herein contained and for other goods and valuable consideration, the Parties hereto agree as follows:

1. **Nutrition Programs** SLA Mangment inc. will operate the following (check all that apply):

- National School Lunch Program (NSLP)
- School Breakfast Program (SBP)
- After School Care Snack (ASCS)
- Fresh Fruit & Vegetable Program (FFVP)
- Summer Food Service Program (SFSP)
- Seamless Summer Option (SSO)

Including, but not limited to, complying with all USDA program meal pattern requirements and Federal regulations.

2. **Administrative Fee** (for FSMC fee contracts only) - SLA Mangment inc. shall charge Coral Academy an Administrative Fee of _____ per month for _____ months during the _____ School Year.

3. **Management Fee** (for FSMC fee contracts only) – SLA Mangment inc. shall charge Coral Academy a Management Fee of _____ per meal served for twelve months during the _____ School Year.

4. **Guarantee** (for FSMC contracts only) – NA FSMC Name
 guarantees that the bottom line of the operational financial report (exclusive of the cost of equipment repairs, maintenance, replacements, and smallware’s) for the 2026-27 School Year will reflect a loss no greater than \$NA If the actual
 bottom line (exclusive of the cost of equipment repairs, maintenance, replacements, smallware’s) is greater than this amount, the FSMC will reduce its fee by the difference between the actual and the guaranteed amount. The Guaranteed Subsidy and the FSMC’s reimbursement obligation are based on the following conditions and assumptions. The Guaranteed Subsidy to the SFA shall be reduced to account for increased cost or loss of revenue by the FSMC if the following conditions are not met during the school year:

- A. The continuing accuracy of information provided by the SFA in the RFP including value of USDA Foods; cash and/or reimbursement levels from the State and Federal sponsors; the number of students eligible for free and reduced-price meals; and selling price of menu pattern meals (except those required by the USDA) and ala carte prices.
- B. On site student enrollment of at least 200 and annual serving days for such students of at least 177
- C. No changes in legislation or regulation (e.g., minimum wages, fringe and benefits, taxes, unionization, etc.) that would impact costs for FSMC to provide services.
- D. No strikes, work stoppages or school closures, unless those days are made up and students have access to breakfast and lunch on those days.
- E. Service hours, service requirement types and number of facilities selling food and/or beverages on SFA premises remain constant throughout the school year. SFA shall limit the expansion of competitive food sales.
- F. SFA labor costs will not exceed NA
- G. Any capital commitments are utilized as proposed, or as mutually agreed upon if changes are suggested.
- H. There will be no bad debts, including losses from uncollectable accounts.

5. **Meal Prices** (for Fixed Price Per Meal contracts only, including Vended Meals) Fixed meal prices will be adjusted based on the greater of either a 3% increase cap or the Food Away From Home Consumer Price Index West Region 1.85 % or a mutually agreed upon increase between the SFA and the FSMC/VMC. These prices will be in effect from July 1, 2026, until June 30, 2027. **No increases** will be granted mid school year.

Breakfast – 2.75
 Lunch – 4.10
 Snack – NA
 Fresh Fruit & Vegetable - NA

Per the original contract, these prices will be:

- Inclusive of milk Yes
- Inclusive of disposables; napkins, plates, trays, utensils Yes

6. **Confirmation and Integration:** Except as expressly stated and amended herein, the Parties hereby confirm and ratify the Contract/Agreement in its entirety. All other terms and conditions contained in the original Contract/Agreement shall remain unchanged and in full force and effect.

7. **Civil Rights Assurances:** "The program applicant hereby agrees that it will comply with Title VI of the Civil Rights Act of 1964 (42 U.S.C. § 2000d et seq.), Title IX of the Education Amendments of 1972 (20 U.S.C. § 1681 et seq.), Section 504 of the Rehabilitation Act of 1973 (29 U.S.C. § 794), the Age Discrimination Act of 1975 (42 U.S.C. § 6101 et seq.); all provisions required by the implementing regulations of the Department of Agriculture; Department of Justice Enforcement Guidelines, 28 CFR Part SO.3 and 42; and FNS directives and guidelines, to the effect that, no person shall, on the grounds of race, color, national origin, sex, age, or disability, be excluded from participation in, be denied benefits of, or otherwise be subject to discrimination under any program or activity for which the program applicant receives Federal financial assistance from FNS; and hereby gives assurance that it will immediately take measures necessary to effectuate this agreement."
"By accepting this assurance, the Program applicant agrees to compile data, maintain records, and submit reports as required, to permit effective enforcement of nondiscrimination laws and permit authorized USDA personnel during hours of program operation to review such records, books, and accounts as needed to ascertain compliance with the nondiscrimination laws. If there are any violations of this assurance, the Department of Agriculture, FNS, shall have the right to seek judicial enforcement of this assurance. This assurance is binding on the Program applicant, its successors, transferees, and assignees as long as it receives assistance or retains possession of any assistance from USDA. The person or persons whose signatures appear below are authorized to sign this assurance on the behalf of the Program applicant."

(The remainder of this page is left blank intentionally)

8. Buy American Provision: The Vendor (Food Service Management Company or vended meal company) will buy domestic commodities and products for school meals to the maximum extent practicable. Domestic products are those that are produced in the United States and those that are processed in the United States substantially (51 percent or more) using agricultural commodities produced in the United States. 7 CFR 210.21(d)(1).

- A. The SFA and its Vendor can use one of the two limited exceptions to the Buy American provision 7 CFR 210.21(d)(5).
 - i. The food or food product is not produced or manufactured in the United States in sufficient and reasonably available quantities of a satisfactory quality; or
 - ii. Competitive bids reveal the cost of a United States food or food product is significantly higher than the non-domestic product.
- B. Documentation will be maintained to demonstrate the use of exceptions. These records will be available during an Administrative Review.
- C. Documentation will be maintained to demonstrate compliance with the limitation on the percentage of total commercial food costs from non-domestic foods per 7 CFR 210.21(d)(5)(ii) and CFR 220.16(d)(5)(ii) for the SFA's account with the Vendor.
 - i. The vendor will report year to date status of non-domestic food purchase percentages to the SFA monthly, preferably on invoices.
 - ii. The SFA and Vendor will request temporary accommodation from the NDA School Nutrition Program and will collaborate with the SFA and State Agency on strategies to meet the applicable cap threshold for annual non-domestic food purchase percentages in 7 CFR 210.21(d)(5)(ii) and 7 CFR 220.16(d)(5)(ii).
 - iii. The Vendor will report on the final annual non-domestic food purchase percentages to the SFA.

9. Acknowledgment: This Amendment must be executed in its entirety with only the original six (7) NDA approved Amendment pages; title page (1), disclaimer page (2), amendment pages (3,4,5, 6), and signature page (7). Any additions, deletions, or revisions of the original Contract/Agreement constitutes a material change and would require a new RFP/IFP be issued by the SFA.

(The remainder of this page is left blank intentionally)

SIGNATURE PAGE

IN WITNESS THEREOF, the Parties hereto have caused this Amendment to be signed by their duly authorized officers herein, all terms and conditions of the original Contract/Agreement not heretofore changed and/or modified remain unchanged and in full effect.

Signature: _____

Printed Name/Title: _____ Date: _____

Coral Academy

Jake Clifton

Signature: F65A2D715B20F574EBCEF0FE37377FC4 contractworks. _____

Printed Name/Title: **Jake Clifton** **President it** Date: **05/12/2026**

SLA Mangment inc.

(The remainder of this page is left blank intentionally)

Coversheet

Google Education Standard Plus Subscription (For Possible Action)

Section: II. Discussion & Possible Action Items
Item: G. Google Education Standard Plus Subscription (For Possible Action)
Purpose: Vote
Submitted by:
Related Material: Brief to Board of Directors, Google Workspace License.docx
CDW - Google ESP License Coral Academy Staff.pdf
CDW - Google ESP License Coral Academy Students.pdf



MEMORANDUM

DATE: 05/13/2026
TO: Finance and Facilities Committee
FROM: Nick Sarisahin, Chief Finance and Operations
Officer STAFF: Hamza H. Cengiz, Director of IT and Cybersecurity

SUBJECT: Google Workspace for Education Plus License Upgrade

BACKGROUND:

Staff is requesting approval to upgrade our Google Workspace for Education environment from the current “Education Fundamentals” tier to “Education Plus.” As our school’s digital infrastructure and student enrollment continue to expand, the free “Education Fundamentals” platform no longer meets the administrative, security, and instructional needs of a growing educational organization.

Our current environment relies on basic management tools that do not provide the advanced level of control required to support a complex multi-campus system and emerging AI technologies. Specifically, we have identified critical gaps in Mobile Device Management (MDM), advanced security monitoring and geofencing capabilities, and enhanced AI features within Google applications. These tools are essential for maintaining a secure, efficient, and future-ready learning environment.

The “Education Plus” tier represents Google’s most comprehensive education solution. It provides a centralized management platform for all devices, advanced security analytics to help protect student and organizational data, and next-generation AI tools that empower faculty and staff to deliver a high-quality educational experience.



RECOMMENDATION:

Staff recommends board approval of the Google Workspace for Education Plus upgrade in the total amount of \$37,530.

Comparison		
Feature Category	Education Fundamentals (Current)	Education Plus (Proposed)
Device Management (MDM)	Basic mobile management only.	Advanced Management for Windows, Mac, iOS, and Android; includes remote wipe and automated app deployment.
Security & Compliance	Standard spam and malware protection.	Security Center: Dashboard for threat detection, investigation tool for rapid response, and advanced phishing protection.
AI & Innovation	None / Basic features.	Full Gemini AI integration for staff, smart chips, and advanced data insights across all Workspace apps.
Instructional Tools	Standard Classroom and Meet.	Enhanced Meet (500 participants, recording, live streaming), unlimited originality reports, and premium Classroom features.
Internal Search	Basic Google Search.	Cloud Search: Instant, intelligent search across the entire CASLV domain (Drive, Gmail, Sites, etc.).



CDW Education
 75 Remittance Drive, Suite 1515
 Chicago, IL 60675
 United States

Prepared For	Estimate Date	Estimate Number
CORAL ACADEMY OF SCIENCE LAS VEGAS	04/24/2026	0129135

Description	Rate	Qty	Line Total
GOO-WEH-1000 GWFE Plus - 3 Year - SUB 10K - Google Workspace for Education Plus - 3 Year - Sub 10k - Staff: Google Workspace for Education Plus - 3 Year Available for new customers purchasing on or after October 1st, 2025, and for renewals after February 1st, 2026.; Licensed Domains: coralacademylv.org License Term: 2026-07-01 - 2027-06-30	\$5.40	750	\$4,050.00
Subtotal			4,050.00
Tax			0.00
Estimate Total (USD)			\$4,050.00

Notes

A Student Enrollment Verification Letter OR License Verification Letter is required for all first time AND annual renewals of EDU Workspace Standard and Workspace Plus orders that are changing license count. These letters verify that the number of student licenses purchased is equal to, or greater than, your current total student enrollment (representing all students, including full and part time). License Verification Letters must additionally include total staff requiring an active Education Fundamentals license.

Terms

About Us <https://www.cdwg.com/content/cdwg/en/about/overview.html>
 Privacy Policy <https://www.cdwg.com/content/cdwg/en/terms-conditions/privacy-notice.html>
 Terms and Conditions <https://www.cdwg.com/content/cdwg/en/terms-conditions.html>

Please send purchase orders to cdwg@amplifiedit.com or fax to 757-585-3550. If possible, please also

Coral Academy of Science Las Vegas - Finance and Facilities Committee Meeting - Agenda - Wednesday May 13, 2026 at 2:00 PM
include a copy of your organization's tax-exempt certificate with your purchase order. An exemption certificate is required to process Google Voice orders.

This email was sent by CDW Government LLC. All information and offers are subject to the CDW•G Terms and Conditions, and CDW•G policies.

CDW®, CDW•G® and PEOPLE WHO GET IT® are registered trademarks of CDW LLC. All other trademarks and registered trademarks are the sole property of their respective owners.



CDW Education
 75 Remittance Drive, Suite 1515
 Chicago, IL 60675
 United States

Prepared For	Estimate Date	Estimate Number
CORAL ACADEMY OF SCIENCE LAS VEGAS	04/24/2026	0129134

Description	Rate	Qty	Line Total
GOO-WEH-1000 GWFE Plus - 3 Year - SUB 10K - Google Workspace for Education Plus - 3 Year - Sub 10k - Staff: Google Workspace for Education Plus - 3 Year Available for new customers purchasing on or after October 1st, 2025, and for renewals after February 1st, 2026.; Licensed Domains: caslv.org License Term: 2026-07-01 - 2027-06-30	\$5.40	200	\$1,080.00
GOO-WEH-1002 GWFE Plus - 3 Year - SUB 10K - Google Workspace for Education Plus - 3 Year - Sub 10k - Students: Google Workspace for Education Plus - 3 Year Available for new customers purchasing on or after October 1st, 2025, and for renewals after February 1st, 2026.; Licensed Domains: caslv.org License Term: 2026-07-01 - 2027-06-30	\$5.40	6000	\$32,400.00
Subtotal			33,480.00
Tax			0.00
Estimate Total (USD)			\$33,480.00

Notes

A Student Enrollment Verification Letter OR License Verification Letter is required for all first time AND annual renewals of EDU Workspace Standard and Workspace Plus orders that are changing license count. These letters verify that the number of student licenses purchased is equal to, or greater than, your current total

Coral Academy of Science Las Vegas - Finance and Facilities Committee Meeting - Agenda - Wednesday May 13, 2026 at 2:00 PM
student enrollment (representing all students, including full and part time). License Verification Letters must additionally include total staff requiring an active Education Fundamentals license.

Terms

About Us <https://www.cdwg.com/content/cdwg/en/about/overview.html>

Privacy Policy <https://www.cdwg.com/content/cdwg/en/terms-conditions/privacy-notice.html>

Terms and Conditions <https://www.cdwg.com/content/cdwg/en/terms-conditions.html>

Please send purchase orders to cdwg@amplifiedit.com or fax to 757-585-3550. If possible, please also include a copy of your organization's tax-exempt certificate with your purchase order. An exemption certificate is required to process Google Voice orders.

This email was sent by CDW Government LLC. All information and offers are subject to the CDW•G Terms and Conditions, and CDW•G policies.

CDW®, CDW•G® and PEOPLE WHO GET IT® are registered trademarks of CDW LLC. All other trademarks and registered trademarks are the sole property of their respective owners.

Coversheet

Financial Update (Information)

Section: II. Discussion & Possible Action Items
Item: I. Financial Update (Information)
Purpose: FYI
Submitted by:
Related Material: CASLV - DMU April 26.pdf



Delta Monthly Update

Actuals through: April 30, 2026



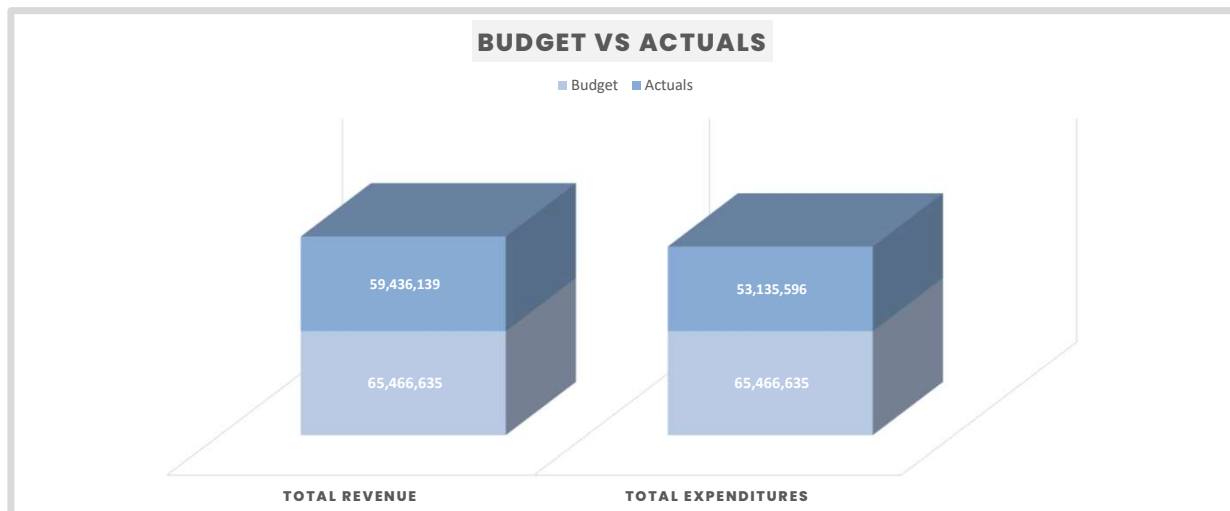
CORAL ACADEMY LAS VEGAS



**Statement of Revenues & Expenditures
Coral Academy of Science – Las Vegas**



	Apr-26 Budget	Apr-26 Actuals		Remaining	% Δ vs Budget
Revenue					
PCFP – Adjusted Base Funding	51,499,682	43,044,028	▼	(8,455,654)	84%
PCFP Local Special Education (Gen Fund)	620,880	517,400	▼	(103,480)	83%
PCFP – English Learner (restricted)	1,118,371	932,189	▼	(186,182)	83%
PCFP – At-Risk (restricted)	56,013	46,688	▼	(9,326)	83%
PCFP – Gifted & Talented (restricted)	68,909	57,437	▼	(11,472)	83%
State Special Ed Funding	2,387,667	1,790,755	▼	(596,912)	75%
State Gov’t Restricted Grants-in-Aid	1,822,689	1,745,066	▼	(77,622)	96%
Federal Revenue	4,697,424	6,675,979	▲	1,978,555	142%
Local Revenue	3,195,000	4,626,597	▲	1,431,597	145%
Total Revenue	65,466,635	59,436,139	▼	(6,030,496)	91%
Expenditures					
Personnel Services – Salaries	35,497,397	27,743,158	▼	(7,754,238)	78%
Personnel Services – Employee Benefits	10,591,751	9,446,601	▼	(1,145,151)	89%
Purchased Professional & Technical Services	2,739,631	1,897,159	▼	(842,472)	69%
Purchased Property Services	2,776,742	2,468,163	▼	(308,579)	89%
Other Purchased Services	671,883	1,401,300	▲	729,417	209%
Supplies	5,564,797	4,023,978	▼	(1,540,819)	72%
Depreciation	2,384,533	2,233,215	▼	(151,318)	94%
Debt Service and Misc	5,239,902	3,922,022	▼	(1,317,880)	75%
Total Expenditures	65,466,635	53,135,596	▼	(12,331,039)	81%
Net Revenues					
	0	6,300,543		% of Year	83%



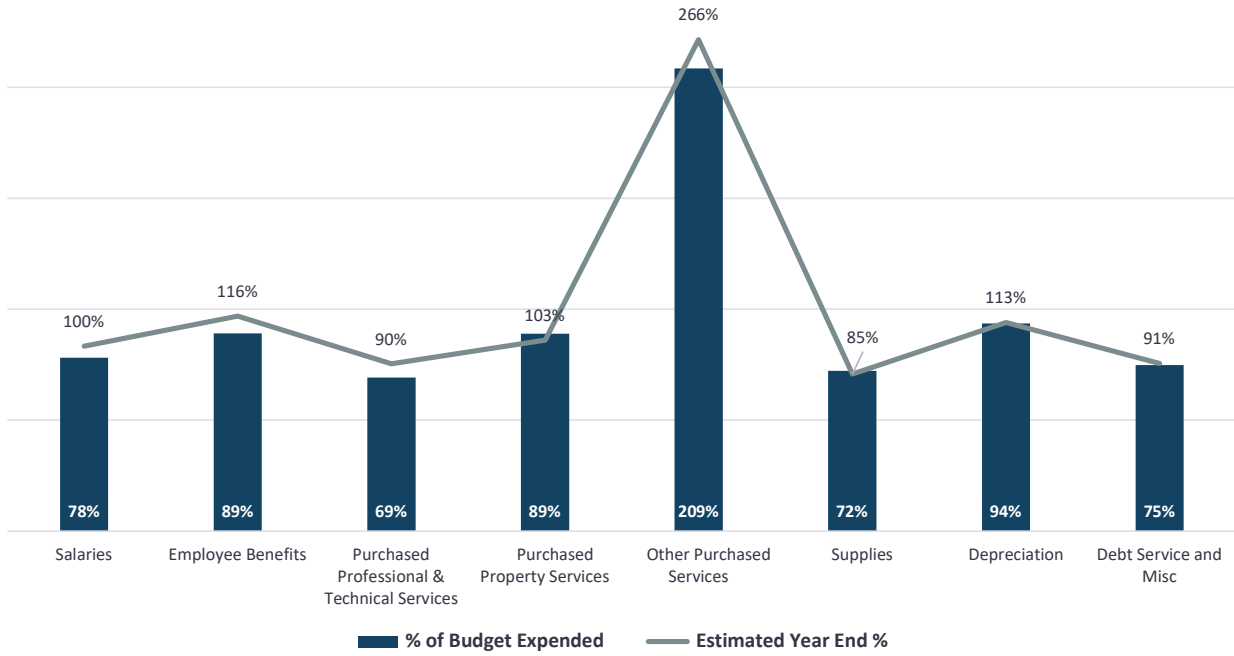


Statement of Revenues & Expenditures
April-26
Coral Academy of Science - Las Vegas

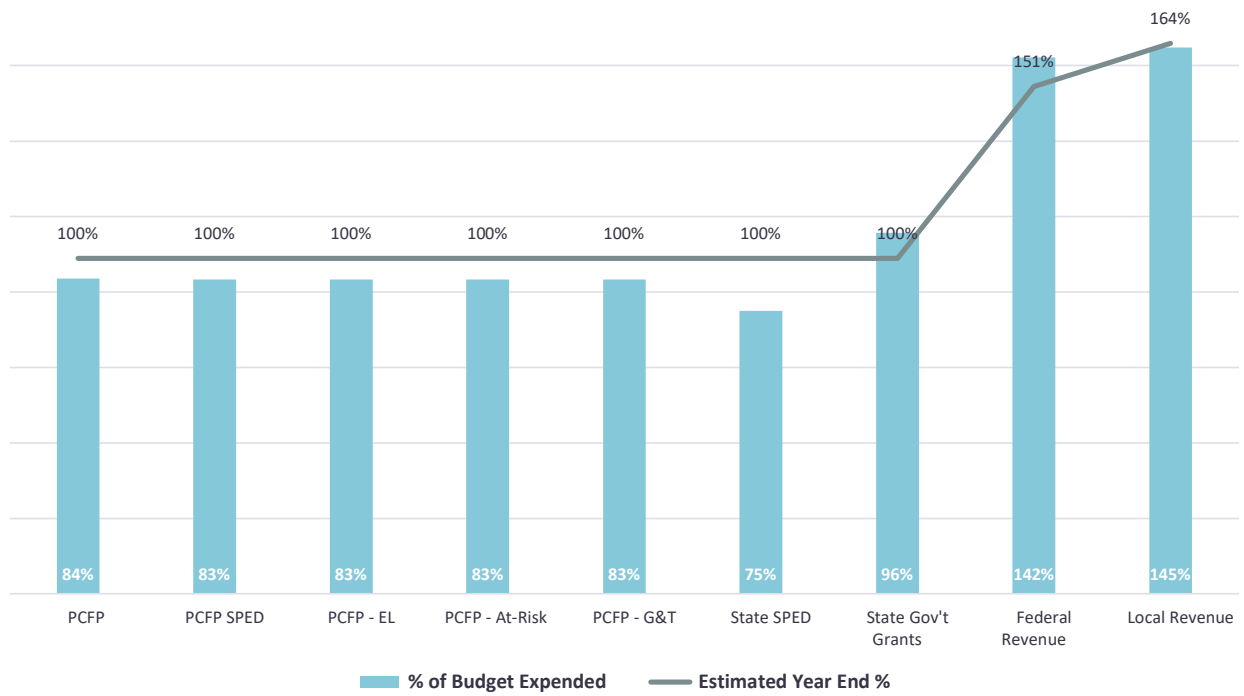


Revenues:	July Budget 25-	Actuals										Budget		Budget	YTD Total	% of Budget Expended	\$ Amt of Budget Remaining	Estimated Year End Total
	26	7/31/25	8/31/25	9/30/25	10/31/25	11/30/25	12/31/25	1/31/26	2/28/26	3/31/26	4/30/26	5/31/26	6/30/26	Teachers Salary Accrual				
PCFP - Adjusted Base Funding	51,499,682	4,244,278	4,244,278	4,244,278	4,574,309	4,326,785	4,326,785	4,281,494	4,315,463	4,315,463	4,170,896	4,227,827	4,227,827		43,044,028	84%	8,455,654	51,499,682
PCFP Local Special Education (Gen Fund)	620,880	51,740	51,740	51,740	51,740	51,740	51,740	51,740	51,740	51,740	51,740	51,740	51,740		517,400	83%	103,480	620,880
PCFP - English Learner (restricted)	1,118,371	93,219	93,219	93,219	93,219	93,219	93,219	93,219	93,219	93,219	93,219	93,219	93,219		932,189	83%	186,182	1,118,627
PCFP - At-Risk (restricted)	56,013	4,669	4,669	4,669	4,669	4,669	4,669	4,669	4,669	4,669	4,669	4,669	4,669		46,688	83%	9,326	56,025
PCFP - Gifted & Talented (restricted)	68,909	5,744	5,744	5,744	5,744	5,744	5,744	5,744	5,744	5,744	5,744	5,744	5,744		57,437	83%	11,472	68,925
State Special Ed Funding	2,387,667	580,407	-	16,511	-	596,918	-	-	596,918	-	-	-	596,912		1,790,755	75%	596,912	2,387,667
State Gov't Restricted Grants-in-Aid	1,822,689	-	-	48,003	12,741	-	1,540,074	54,927	26,943	18,330	44,048	38,811	38,811		1,745,066	96%	77,623	1,822,689
Total PCFP and State Revenue	57,574,211	4,980,056	4,399,649	4,464,163	4,742,421	5,079,075	6,022,231	4,491,793	5,094,696	4,489,164	4,370,315	4,422,010	5,018,922	-	48,133,563.45		9,440,647.95	57,574,496
Federal Revenue	4,697,424	-	-	334,327	173,099	1,523,740	174,882	127,638	522,255	1,703,040	2,116,999	216,027	216,027		6,675,979	142%	(1,978,555)	7,108,033
Local Revenue	3,195,000	116,101	229,723	232,445	422,883	627,897	789,426	363,959	272,617	292,097	1,279,447	309,508	309,508		4,626,597	145%	(1,431,597)	5,245,613
Total Revenues	65,466,635.45	5,096,157.53	4,629,372.00	5,030,935.55	5,338,402.61	7,230,712.22	6,986,539.00	4,983,390.46	5,889,567.81	6,484,301.38	7,766,760.47	4,947,545.54	5,544,457.51	-	59,436,139.03	91%	6,030,496.42	69,928,142.07
Expenditures:																		
Personnel Services - Salaries	35,497,397	653,671	2,823,303	2,991,348	2,854,860	2,875,206	2,867,839	4,022,667	2,863,816	2,870,838	2,919,611	2,900,111	2,900,111	1,954,016	27,743,158	78%	5,800,222	35,497,396
Personnel Services - Employee Benefits	10,591,751	210,893	944,940	950,120	975,121	980,241	988,820	1,344,076	1,016,465	1,010,927	1,024,997	1,010,927	1,010,927	849,773	9,446,601	89%	1,145,151	12,318,228
Purchased Professional & Technical Services	2,739,631	12,288	138,199	196,692	196,868	349,066	213,798	127,565	179,231	193,178	290,275	290,275	290,275		1,897,159	69%	842,472	2,477,708
Purchased Property Services	2,776,742	298,007	223,273	408,574	189,108	314,276	198,117	236,464	219,871	183,999	196,472	200,114	200,114		2,468,163	89%	308,579	2,868,391
Other Purchased Services	671,883	81,550	71,385	108,646	184,946	185,375	140,626	142,290	126,481	167,952	192,050	192,050	192,050		1,401,300	209%	(729,417)	1,785,500
Supplies	5,564,797	680,675	636,431	471,280	391,911	360,634	316,815	109,180	424,223	395,643	237,186	352,615	352,615		4,023,978	72%	1,540,819	4,729,208
Depreciation	2,384,533	213,790	214,466	209,813	229,052	224,448	231,848	234,526	211,746	235,358	228,169	228,169	228,169		2,233,215	94%	151,318	2,689,553
Debt Service and Misc	5,239,902	304,197	300,481	361,830	705,488	361,324	313,632	328,342	380,259	521,857	344,612	415,576	415,576		3,922,022	75%	1,317,880	4,753,174
Total Expenditures	65,466,635.00	2,455,070.41	5,352,477.91	5,898,302.59	5,727,355.48	5,650,569.76	5,271,495.58	6,545,108.83	5,422,091.03	5,579,752.96	5,433,371.90	5,589,836.68	5,589,836.68	2,803,788.96	53,135,596.45	81%	10,377,022.55	67,119,058.77
Net Surplus (Loss)	0	2,641,087	(723,106)	(667,367)	(388,953)	1,580,142	1,715,043	(1,561,718)	467,477	904,548	2,333,389	(642,291)	(45,379)	-	6,300,543			2,809,083

EXPENDITURES - Budget vs Estimated Year-end Expenses



REVENUE - Budget vs Estimated Year-end Revenue





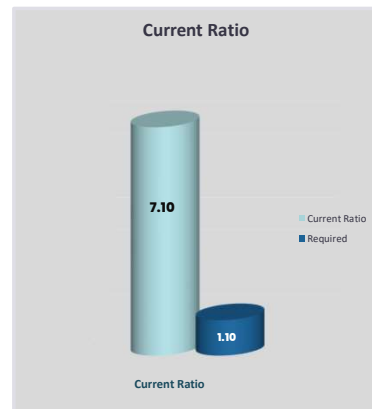
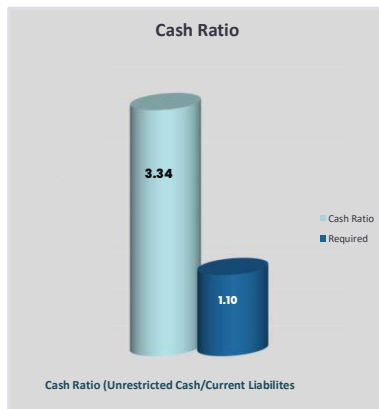
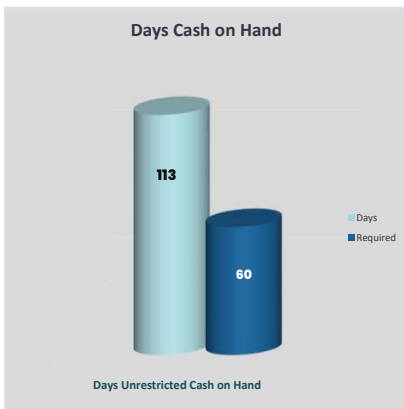
Balance Sheet – Summary
Coral Academy of Science – Las Vegas



ASSETS		
<u>Current Assets</u>	Cash in Bank - General Checking	18,410,667.68
	Cash - Restricted	4,286,522.97
	Restricted S/T CD's	4,586,093.82
	Unrestricted S/T CD's	16,144,464.81
	Total Cash	43,427,749.28
	Accounts Receivable	4,272,775.58
	Prepaid Items	296,613.10
	Total Other Current Assets	4,569,388.68
	Total Current Assets	47,997,137.96
<u>Non-Current Assets</u>	Security Deposits	96,120.07
	Other Noncurrent Assets	10,707,040.85
	Total Noncurrent Assets	10,803,160.92
<u>Fixed Assets</u>	Fixed Assets	72,475,217.30
	Intangible Lease Rights	4,826,240.22
	Total Fixed Assets & Intangible Lease Rights	77,301,457.52
<u>Other Non-Current Assets</u>	Deferred Outflows of Pension Contributions	35,258,928.81
Total Assets		171,360,685.21
LIABILITIES		
<u>Current Liabilities</u>	Accounts Payable	1,076,683.91
	Lease Liability Current	1,177,439.19
	Other Current Liabilities	3,258,523.28
	Total Current Liabilities	5,512,646.38
<u>Long-Term Liabilities</u>	General Deferred Lease Obligation	3,950,469.45
	Bond Liabilities	87,183,135.98
	Total Long-Term Liabilities	91,133,605.43
<u>Pension Liabilities</u>	Deferred Inflow Pension	6,297,089.00
	Net Pension Liability	61,058,570.00
	Total Pension Liabilities	67,355,659.00
Total Liabilities		164,001,910.81
NET ASSETS		
<u>Beginning Net Assets</u>	Beginning Net Assets	1,058,231.82
	Current Net Result	6,300,542.58
Net Assets		7,358,774.40
Total Liabilities & Fund Balance		171,360,685.21



METRICS					
	2021-22	2022-23	2023-24	2024-25	Actual
Cash on Hand - Unrestricted	\$24,854,813	\$24,127,142	\$25,775,814	\$21,415,146	\$18,410,668
Cash on Hand - Restricted	12,227,068	8,082,635	8,263,455	8,659,994	4,286,523
Days Unrestricted Cash on Hand	265.33	169.00	149.00	121.00	112.61
Cash Ratio <i>(Unrestricted Cash/current Liab)</i>	4.85	3.43	3.46	2.83	3.34
Current Ratio <i>(not inclusive of restricted cash)</i>	5.63	3.36	3.44	3.79	7.10
Debt Service Coverage Ratio	1.62	1.40	2.07	2.76	



Coral Academy of Science
Address: 8985 S. Eastern Ave., Ste 375, Las Vegas, NV 89123
Website: <http://www.coralacademylv.org/>
Enrollment: 5517
Grades Served: KG - 12

2023-24 Fiscal Year: Financial Performance Framework

The Financial Performance Framework for charter schools provides a framework within which a charter school authorizer may carry out its oversight roles. See the [Technical Guide](#) for details.

2023-24

Meets the Standard

2022-23

Meets the Standard

<p>1. CURRENT RATIO</p> <p>Meets Standard</p> <p>Is the school's Current Ratio at least 1.1?</p>	<p>2. UNRESTRICTED DAYS CASH ON HAND</p> <p>Meets Standard</p> <p>Is the school's UDCOH at least 60 days or 30 days with a positive trend?</p>	<p>3. ENROLLMENT FORECAST ACCURACY</p> <p>Meets Standard</p> <p>Is the school's Enrollment Variance 95% or greater?</p>	<p>4. DEBT DEFAULT</p> <p>Meets Standard</p> <p>Is the school in default of loan covenants or delinquent with debt service payments?</p>
<p>5. TOTAL MARGIN AND AGGREGATE THREE YEAR TOTAL MARGIN</p> <p>Meets Standard</p> <p>Is the school's current year and three year aggregate Total Margin positive?</p>	<p>6. DEBT TO ASSET RATIO</p> <p>Meets Standard</p> <p>Is the school's Debt to Asset Ratio less than 0.90?</p>	<p>7. CASH FLOW</p> <p>Meets Standard</p> <p>Is the school's most recent year and three year aggregate cash flow positive?</p>	<p>8. DEBT OR LEASE SERVICE COVERAGE RATIO</p> <p>Meets Standard</p> <p>Is the school's Debt/Lease Service Coverage Ratio at least 1.10?</p>

Coversheet

Review of CASLV Investment Report (Information)

Section: II. Discussion & Possible Action Items
Item: J. Review of CASLV Investment Report (Information)
Purpose: FYI
Submitted by:
Related Material: April Investment Statement.PDF



Wells Fargo Bank, N.A.
550 S Tryon St.
Charlotte, NC 28202

Wells Fargo Bank, N.A. Account

Statement for April 2026

April 01, 2026-April 30, 2026

CORAL ACADEMY OF SCIENCE, LAS VEGAS

Account 1BC91735

BR STMT

CORAL ACADEMY OF SCIENCE, LAS VEGAS
1051 SANDY RIDGE AVE
HENDERSON NV 89052

Account Representative: TYLER TAYRIEN
Phone: 602-378-4006

Your account statement includes a format update effective this statement cycle. This change is limited to the layout and presentation of information and does not affect account holdings, balances, transactions, or valuations. Please contact Customer Service at 1-800-645-3751, option 5 for any questions.

Investments, other than Brokered Certificates of Deposits, are not FDIC insured, may lose value, and are not bank guaranteed - see important disclosures on the reverse of your account summary page.

Wells Fargo Bank, N.A. Account Statement for April 2026

April 01, 2026-April 30, 2026

CORAL ACADEMY OF SCIENCE, LAS VEGAS Account 1BC91735

Important Information

This statement is provided to customers of Wells Fargo Bank, N.A. (the "Bank"). Statements are provided monthly for accounts with transactions and/or security positions.

Pricing: Security and other asset prices shown on the statement are obtained from independent vendors or internal pricing models. While we believe the prices are reliable, we cannot guarantee their accuracy. The prices indicated herein are as of the stated valuation date, which may not be the date of this statement, and are subject to change without notice. For exchange-listed securities, the price provided is the closing price of the relevant security at month end. For unlisted securities, it is the "bid" price of the relevant security at month end. The prices of instruments that trade infrequently are estimated using similar securities for which prices are available. Prices on the statement may not necessarily be obtained when the asset is sold.

Cash Balances: Cash held at the Bank is not covered by SIPC, but is instead eligible for FDIC insurance of up to \$250,000 per depositor, per institution, in accordance with FDIC rules.

Mutual Funds: An investment in the fund is not insured or guaranteed by the Federal Deposit Insurance Corporation or any other government agency. The fund's sponsor has no legal obligation to provide financial support to the fund, and you should not expect that the sponsor will provide financial support to the fund at any time. You have the right, in the course of normal business operations, to withdraw balances in the Bank Deposit Sweep or redeem shares of the money market mutual fund used in the sweep, subject to any open commitments in any of your accounts and have the proceeds returned to your accounts or remitted to you. Note, however, that as required by federal banking regulations, the banks in the Bank Deposit Sweep reserve the right to require seven days prior notice before permitting a transfer out of the Bank Deposit Sweep. In addition, the money market mutual funds in the sweep reserve the right to require one or more day's prior notice before permitting withdrawals.

The Bank makes certain money market mutual funds available through the Bank Deposit Sweep and has entered into

agreements with the mutual fund companies with respect to the available funds. Mutual funds are sold by prospectus only. Please read the prospectus for further information including sales charges, deferred sales charges, withdrawal charges and management or other fees.

Institutional Prime Funds: You could lose money by investing in the fund. Because the share price of the fund will fluctuate, when you sell your shares they may be worth more or less than what you originally paid for them. During times of market stress, the fund may impose a discretionary liquidity fee upon sale of your shares, if the fund's board determines the fee is in the fund's best interest. The Prime fund will impose a mandatory liquidity fee when you redeem fund shares, if daily net redemptions exceed 5% of net assets and no exception applies.

Muni Substitute Interest: With respect to transactions involving your purchase of a municipal security having interest that is exempt from federal and/or state income taxes, if you do not receive good delivery of such securities on settlement date (i.e., all requirements for transferring title from the seller to the buyer have occurred), the interest that you accrue from the settlement date of the transaction until you receive good delivery may be considered by the Internal Revenue Service ("IRS") to be taxable ("substitute") interest. If you sell such securities before receiving good delivery, the IRS may consider all of the interest that you accrue to be taxable. You should consult with your tax advisors regarding the tax implication of any such fail to receive scenario.

Muni MSRB Disclosure: WFS is registered with the U.S. Securities and Exchange Commission ("SEC") and the Municipal Securities Rulemaking Board ("MSRB"). The website for the SEC is www.sec.gov and the website for the MSRB is www.msrb.org. There is a brochure available on the MSRB website that describes the protections provided by MSRB rules and how to file a complaint with the appropriate regulatory authority.

Non-deposit investment products offered or sold by the Bank, including investments in mutual funds available through the Bank, are not federally

insured or guaranteed by or obligations of the U.S. government, the Federal Deposit Insurance Corporation ("FDIC"), the Federal Reserve System or any other government agency; are not bank deposits; are not obligations of, or endorsed or guaranteed in any way by any bank or the Bank; and are subject to risk, including the possible loss of principal, that may cause the value of the investment and the investment return to fluctuate. When the investment is sold, the amount may be higher or lower than the amount originally invested.

Customer Complaints and Reporting Discrepancies: All inquiries, statement reporting inaccuracies or discrepancies, or complaints regarding your account or the activity therein should be directed to:

Customer Service
550 S Tryon St
Floor: 06, MAC: D1086-063
Charlotte, NC 28202-4200
1-800-645-3751, option 5,
WFSCustomerService@Wellsfargo.com.

To further protect their rights, customers should also re-confirm in writing to the above address any oral communications with the Bank relating to inaccuracies or discrepancies.

The Bank's financial statements are available upon request.

Wells Fargo Bank, N.A. Account Statement for April 2026

April 01, 2026-April 30, 2026

CORAL ACADEMY OF SCIENCE, LAS VEGAS Account 1BC91735

Account Summary USD**Multi-currency Account Net Equity**

Currency	Net Cash Balance	Long Market Value	Short Market Value	CCY Net Equity CCY Rate	USD Net Equity
USD US Dollar	779,107.55	15,353,233.67	0.00	16,132,341.22 1.00000000	16,132,341.22
Total					16,132,341.22

Portfolio Value

Classification	Previous Period	This Period
Net Cash Balance	0.00	779,107.55
Fixed Income Long	14,739,616.01	12,237,876.41
Money Market Mutual Funds	1,258,769.17	3,115,357.26
Total	15,998,385.18	16,132,341.22

Income Summary

Classification	Previous Period	This Period	Year-To-Date
Interest	22,186.98	132,278.10	270,973.66
Money Market Mutual Fund Dividends	3,855.18	3,417.54	14,959.07
Total	26,042.16	135,695.64	285,932.73

Cash Activity Summary

Classification	Previous Period	This Period
Other Credit	250,000.00	3,250,000.00
Other Debit	0.00	(2,250,000.00)
Total	250,000.00	1,000,000.00

Money Market Mutual Funds Summary

Classification	This Period
Opening Balance	1,258,769.17
Deposits and Other Additions	1,853,170.55
Distributions and Other Subtractions	0.00
Dividends Reinvested	3,417.54
Change in Value	0.00
Closing Balance	3,115,357.26

Wells Fargo Bank, N.A. Account Statement for April 2026

April 01, 2026-April 30, 2026

CORAL ACADEMY OF SCIENCE, LAS VEGAS Account 1BC91735

Holdings USD

Money Market Mutual Funds

Security ID	Description	Account Type	Beginning Share Balance End Share Balance	Beginning Price End Price	Beginning Market Val End Market Value
WFFXX	AGI Gov MMF Sel 3802	CASH	1,258,769.17000 3,115,357.26000	1.0000 1.0000	1,258,769.17 3,115,357.26
Total					1,258,769.17 3,115,357.26

Fixed Income - Long Positions

Security ID	Description	Account Type	Maturity Date Coupon Rate	Quantity Current Face	Market Price Market Value	Quantity Pledged
944298BF4	WAYNE BANK & TRUST CO INTEREST	CASH	05/15/2026 4.000000000000	250,000.00	100.0000 250,000.08	0.00
78011KCS5	ROYAL BUSINESS BANK INTEREST	CASH	05/29/2026 3.850000000000	250,000.00	99.9879 249,969.83	0.00
565402BA1	MAPLEMARK BANK INTEREST	CASH	06/17/2026 4.300000000000	250,000.00	100.0404 250,100.90	0.00
31987FCX4	FIRST CMTY BK OF TENN INTEREST	CASH	06/18/2026 4.300000000000	250,000.00	100.0414 250,103.45	0.00
29978MHA9	EVERBANK NA INTEREST BEARING	CASH	06/22/2026 3.700000000000	250,000.00	99.9704 249,925.98	0.00
98970LND1	ZIONS BANCORP NA INTEREST	CASH	06/23/2026 3.650000000000	250,000.00	99.9627 249,906.80	0.00
70153RNP9	PARKWAY BANK & TRUST CO	CASH	06/24/2026 4.350000000000	250,000.00	100.0540 250,135.10	0.00
32021SLG9	FIRST FINANCIAL BANK INTEREST	CASH	07/29/2026 4.150000000000	250,000.00	100.0441 250,110.15	0.00
38150V3Y3	GOLDMAN SACHS BANK USA	CASH	07/29/2026 4.100000000000	250,000.00	100.0320 250,080.13	0.00
06053CFB7	BANK OF AMERICA CALIF NA	CASH	07/30/2026 4.100000000000	250,000.00	100.0324 250,080.90	0.00
60700PC82	MIZUHO BANK USA INTEREST	CASH	07/30/2026 3.850000000000	250,000.00	99.9716 249,929.03	0.00
32024GAS8	FIRST FED OF SAN RAFAEL	CASH	07/31/2026 4.000000000000	250,000.00	100.0082 250,020.55	0.00
33742CCU9	FIRST UNITED BK & TRUST	CASH	08/13/2026 3.750000000000	250,000.00	99.9600 249,899.88	0.00
82869ANK7	SIMMONS BANK/PINE BLUFF	CASH	08/21/2026 3.650000000000	250,000.00	99.9256 249,814.08	0.00
309166XQ4	FARMERS BANK & TRUST GB	CASH	08/31/2026 3.700000000000	250,000.00	99.9544 249,885.88	0.00

Holdings continued on next page →

Wells Fargo Bank, N.A. Account Statement for April 2026

April 01, 2026-April 30, 2026

CORAL ACADEMY OF SCIENCE, LAS VEGAS Account 1BC91735

Holdings USD Continued**Fixed Income - Long Positions Continued**

Security ID	Description	Account Type	Maturity Date Coupon Rate	Quantity Current Face	Market Price Market Value	Quantity Pledged
06419BJU2	BANK OZK INTEREST BEARING	CASH	09/03/2026 3.600000000000	250,000.00	99.8788 249,697.08	0.00
744039CY2	PROVIDENT SAVINGS BANK	CASH	09/28/2026 4.000000000000	250,000.00	100.0505 250,126.18	0.00
17305PAX8	CITIZENS & FARMERS BANK	CASH	10/09/2026 3.700000000000	250,000.00	99.8803 249,700.63	0.00
31657FBT3	FIELDPOINT PRIVATE B&T	CASH	10/13/2026 3.900000000000	250,000.00	99.9649 249,912.35	0.00
59934MCX4	MILESTONE BANK INTEREST	CASH	10/26/2026 3.850000000000	250,000.00	99.9750 249,937.43	0.00
759187JC2	REGIONS BANKS/BIRMGHM AL	CASH	10/30/2026 4.050000000000	250,000.00	100.0845 250,211.15	0.00
740367WF0	PREFERRED BANK LA CALIF	CASH	12/14/2026 4.150000000000	250,000.00	100.1536 250,384.05	0.00
91330AHT7	UNITY BANK INTEREST BEARING	CASH	12/18/2026 4.150000000000	250,000.00	100.1286 250,321.38	0.00
74737PAN9	QUAINT OAK BANK INTEREST	CASH	12/30/2026 3.700000000000	250,000.00	99.8359 249,589.78	0.00
06429AAB3	BANK OF COUSHATTA INTEREST	CASH	01/28/2027 3.950000000000	250,000.00	100.0207 250,051.83	0.00
58404DZK0	MEDALLION BANK UTAH INTEREST	CASH	02/11/2027 3.750000000000	250,000.00	99.8595 249,648.80	0.00
06051X3B6	BANK OF AMERICA NA INTEREST	CASH	02/12/2027 3.700000000000	250,000.00	99.8212 249,553.03	0.00
02589AGL0	AMERICAN EXPR NATL BK INTEREST	CASH	02/19/2027 4.200000000000	250,000.00	100.2200 250,550.00	0.00
33847GNY4	FLAGSTAR BANK NA INTEREST	CASH	04/30/2027 3.950000000000	250,000.00	100.0000 250,000.00	0.00
81171AKF6	SEACOAST NATIONAL BANK	CASH	04/30/2027 3.800000000000	250,000.00	100.0000 250,000.00	0.00
89388CKC1	TAB BANK INC INTEREST BEARING	CASH	05/12/2027 3.950000000000	250,000.00	100.0488 250,121.93	0.00
61690D4M7	MORGAN STANLEY BANK NA	CASH	05/14/2027 4.050000000000	250,000.00	100.1367 250,341.70	0.00
61776NSB0	MORGAN STANLEY PVT BANK	CASH	05/14/2027 4.050000000000	250,000.00	100.1367 250,341.70	0.00
90355GVZ6	UBS BANK USA INTEREST BEARING	CASH	05/14/2027 4.000000000000	250,000.00	100.0996 250,248.90	0.00

Holdings continued on next page →

Wells Fargo Bank, N.A. Account Statement for April 2026

April 01, 2026-April 30, 2026

CORAL ACADEMY OF SCIENCE, LAS VEGAS Account 1BC91735

Holdings USD Continued**Fixed Income - Long Positions Continued**

Security ID	Description	Account Type	Maturity Date Coupon Rate	Quantity Current Face	Market Price Market Value	Quantity Pledged
05612LFE7	BMW BANK NORTH AMERICA	CASH	06/14/2027 4.050000000000	250,000.00	100.1523 250,380.78	0.00
534732CZ3	LINCOLN SAVINGS BANK INTEREST	CASH	06/16/2027 4.000000000000	250,000.00	100.1029 250,257.33	0.00
856288BX2	STATE BANK OF INDIA INTEREST	CASH	06/16/2027 4.250000000000	250,000.00	100.3488 250,872.00	0.00
20056QVY6	COMMERCE BANK GENEVA MN	CASH	06/21/2027 3.950000000000	250,000.00	100.0581 250,145.28	0.00
32017MCL7	FIRST FED BANK INTEREST	CASH	07/30/2027 3.800000000000	250,000.00	99.8630 249,657.53	0.00
12527CQA3	CFG BANK/MD INTEREST BEARING	CASH	08/13/2027 3.700000000000	250,000.00	99.7179 249,294.73	0.00
319267NW6	FIRST BANK OF RICHMOND	CASH	12/23/2027 3.600000000000	250,000.00	99.4501 248,625.38	0.00
33767GLM8	FIRSTBANK PUERTO RICO INTEREST	CASH	12/23/2027 3.600000000000	250,000.00	99.4501 248,625.38	0.00
05614FCX9	BNY MELLON NA INTEREST BEARING	CASH	12/27/2027 3.600000000000	250,000.00	99.4742 248,685.43	0.00
59013LFQ2	MERRICK BANK INTEREST BEARING	CASH	12/31/2027 3.700000000000	250,000.00	99.6238 249,059.55	0.00
02519TBQ8	AMERICAN COMMERCE BANK	CASH	02/24/2028 3.600000000000	250,000.00	99.4029 248,507.15	0.00
45906AEU7	INTERNATIONAL BK CHICAGO	CASH	06/30/2028 3.550000000000	250,000.00	99.1707 247,926.73	0.00
75472RBH3	RAYMOND JAMES BANK INTEREST	CASH	10/30/2028 3.900000000000	250,000.00	100.0000 250,000.00	0.00
17290GN78	CITIBANK NA INTEREST BEARING	CASH	02/12/2029 3.700000000000	250,000.00	98.9766 247,441.50	0.00
23322G3F2	DMB COMMUNITY BANK INTEREST	CASH	02/12/2029 3.600000000000	250,000.00	99.0788 247,696.98	0.00
Total				12,250,000.00	12,237,876.41	0.00

†† Limited security description available, please contact Customer Service at WFSCustomerService@wellsfargo.com or 1-800-645-3751, option 5 for any questions.

††† There is not an active market for this investment; a market price, and therefore a market value, is not available (N/A).

Wells Fargo Bank, N.A. Account Statement for April 2026

April 01, 2026-April 30, 2026

CORAL ACADEMY OF SCIENCE, LAS VEGAS Account 1BC91735

Transactions USD**Interest**

Transaction Date	Transaction	Description	Security ID	Quantity	Credit	Debit
04/06/2026	Interest	BANK OZK INTEREST BEARING	06419BJU2	0.00	764.38	
04/09/2026	Interest	†† DOLLAR BK FED SVGS BK	25665QDU6	0.00	10,000.00	
04/10/2026	Interest	†† TOYOTA FINL SVGS BK HEND NV	89235MRF0	0.00	10,000.00	
04/10/2026	Interest	FIELDPOINT PRIVATE B&T	31657FBT3	0.00	828.08	
04/13/2026	Interest	DMB COMMUNITY BANK INTEREST	23322G3F2	0.00	764.38	
04/13/2026	Interest	TAB BANK INC INTEREST BEARING	89388CKC1	0.00	838.70	
04/13/2026	Interest	CITIBANK NA INTEREST BEARING	17290GN78	0.00	785.62	
04/13/2026	Interest	MEDALLION BANK UTAH INTEREST	58404DZK0	0.00	796.23	
04/13/2026	Interest	PREFERRED BANK LA CALIF	740367WF0	0.00	881.16	
04/14/2026	Interest	UBS BANK USA INTEREST BEARING	90355GVZ6	0.00	849.32	
04/16/2026	Interest	LINCOLN SAVINGS BANK INTEREST	534732CZ3	0.00	849.32	
04/17/2026	Interest	TEXAS HERITAGE NATION BK	882487AJ0	0.00	9,250.00	
04/17/2026	Interest	ALLY BANK/UT INTEREST BEARING	02007G4Q3	0.00	9,375.00	
04/20/2026	Interest	COMMERCE BANK GENEVA MN	20056QVY6	0.00	838.70	
04/21/2026	Interest	FIRST CMTY BK OF TENN INTEREST	31987FCX4	0.00	913.01	
04/24/2026	Interest	AMERICAN COMMERCE BANK	02519TBQ8	0.00	764.38	
04/27/2026	Interest	MILESTONE BANK INTEREST	59934MCX4	0.00	4,799.32	
04/28/2026	Interest	ASCENDIA BANK INTEREST BEARING	04350WAC1	0.00	9,875.00	
04/28/2026	Interest	NATBANK INTEREST BEARING	631761AE3	0.00	747.95	
04/29/2026	Interest	BAR HARBOR BANK & TRUST	066851ZA7	0.00	9,625.00	
04/29/2026	Interest	UNITED REPUBLIC BK OMAHA	909242CA5	0.00	9,875.00	
04/29/2026	Interest	FIFTH THIRD BANK INC INTEREST	316777ZK0	0.00	9,875.00	
04/29/2026	Interest	BANK HAPOALIM BM NY INTEREST	06251FBQ1	0.00	9,875.00	
04/30/2026	Interest	MERRICK BANK INTEREST BEARING	59013LFQ2	0.00	760.27	
04/30/2026	Interest	FARMERS BANK & TRUST GB	309166XQ4	0.00	785.62	
04/30/2026	Interest	INTERNATIONAL BK CHICAGO	45906AEU7	0.00	753.77	
04/30/2026	Interest	BANK OF BARODA INTEREST	06063HUV3	0.00	9,875.00	
04/30/2026	Interest	NORTHEAST BANK MINNEAPOL	66406PES0	0.00	9,750.00	
04/30/2026	Interest	FIRST FED BANK INTEREST	32017MCL7	0.00	806.85	
04/30/2026	Interest	QUAINT OAK BANK INTEREST	74737PAN9	0.00	785.62	
04/30/2026	Interest	ROYAL BUSINESS BANK INTEREST	78011KCS5	0.00	4,772.95	
04/30/2026	Interest	GUARANTY B&T CO BELZONI	40102PAW7	0.00	817.47	
Total					132,278.10	0.00

Transactions continued on next page →

Wells Fargo Bank, N.A. Account Statement for April 2026

April 01, 2026-April 30, 2026

CORAL ACADEMY OF SCIENCE, LAS VEGAS Account 1BC91735

Transactions USD Continued**Other Activity**

Transaction Date	Transaction	Description	Security ID	Quantity Price	Credit	Debit
04/09/2026	Redemption/Call	†† DOLLAR BK FED SVGS BK	25665QDU6	0.00	250,000.00	
04/09/2026	Redemption/Call	†† DOLLAR BK FED SVGS BK	25665QDU6	(250,000.00)		0.00
04/10/2026	Redemption/Call	†† TOYOTA FINL SVGS BK HEND NV	89235MRF0	0.00	250,000.00	
04/10/2026	Redemption/Call	†† TOYOTA FINL SVGS BK HEND NV	89235MRF0	(250,000.00)		0.00
04/17/2026	Redemption/Call	TEXAS HERITAGE NATION BK	882487AJ0	(250,000.00)		0.00
04/17/2026	Redemption/Call	TEXAS HERITAGE NATION BK	882487AJ0	0.00	250,000.00	
04/17/2026	Redemption/Call	ALLY BANK/UT INTEREST BEARING	02007G4Q3	(250,000.00)		0.00
04/17/2026	Redemption/Call	ALLY BANK/UT INTEREST BEARING	02007G4Q3	0.00	250,000.00	
04/28/2026	Redemption/Call	NATBANK INTEREST BEARING	631761AE3	0.00	250,000.00	
04/28/2026	Redemption/Call	ASCENDIA BANK INTEREST BEARING	04350WAC1	0.00	250,000.00	
04/28/2026	Redemption/Call	ASCENDIA BANK INTEREST BEARING	04350WAC1	(250,000.00)		0.00
04/28/2026	Redemption/Call	NATBANK INTEREST BEARING	631761AE3	(250,000.00)		0.00
04/29/2026	Redemption/Call	BAR HARBOR BANK & TRUST	066851ZA7	0.00	250,000.00	
04/29/2026	Redemption/Call	BANK HAPOALIM BM NY INTEREST	06251FBQ1	(250,000.00)		0.00
04/29/2026	Redemption/Call	FIFTH THIRD BANK INC INTEREST	316777ZK0	(250,000.00)		0.00
04/29/2026	Redemption/Call	BANK HAPOALIM BM NY INTEREST	06251FBQ1	0.00	250,000.00	
04/29/2026	Redemption/Call	BAR HARBOR BANK & TRUST	066851ZA7	(250,000.00)		0.00
04/29/2026	Redemption/Call	UNITED REPUBLIC BK OMAHA	909242CA5	(250,000.00)		0.00
04/29/2026	Redemption/Call	UNITED REPUBLIC BK OMAHA	909242CA5	0.00	250,000.00	
04/29/2026	Redemption/Call	FIFTH THIRD BANK INC INTEREST	316777ZK0	0.00	250,000.00	
04/30/2026	Security Movement	SEACOAST NATIONAL BANK	81171AKF6	250,000.00		(250,000.00)
				100.0000000		
04/30/2026	Redemption/Call	NORTHEAST BANK MINNEAPOL	66406PES0	(250,000.00)		0.00
04/30/2026	Redemption/Call	BANK OF BARODA INTEREST	06063HUV3	0.00	250,000.00	
04/30/2026	Redemption/Call	BANK OF BARODA INTEREST	06063HUV3	(250,000.00)		0.00
04/30/2026	Redemption/Call	GUARANTY B&T CO BELZONI	40102PAW7	0.00	250,000.00	
04/30/2026	Redemption/Call	GUARANTY B&T CO BELZONI	40102PAW7	(250,000.00)		0.00
04/30/2026	Security Movement	FLAGSTAR BANK NA INTEREST	33847GNY4	250,000.00		(250,000.00)
				100.0000000		
04/30/2026	Security Movement	RAYMOND JAMES BANK INTEREST	75472RBH3	250,000.00		(250,000.00)
				100.0000000		
04/30/2026	Redemption/Call	NORTHEAST BANK MINNEAPOL	66406PES0	0.00	250,000.00	
05/04/2026	Security Movement	NORTHPOINTE BANK INTEREST	666613SP0	250,000.00		(250,000.00)
				100.0000000		

Transactions continued on next page →

Wells Fargo Bank, N.A. Account Statement for April 2026

April 01, 2026-April 30, 2026

CORAL ACADEMY OF SCIENCE, LAS VEGAS Account 1BC91735

Transactions USD Continued

Other Activity Continued

Transaction Date	Transaction	Description	Security ID	Quantity Price	Credit	Debit
05/05/2026	Security Movement	JP MORGAN CHASE BANK NA	46659C4N7	250,000.00 100.0000000		(250,000.00)
05/06/2026	Security Movement	BANK OF HOPE INTEREST BEARING	062683NE3	250,000.00 100.0000000		(250,000.00)
05/06/2026	Security Movement	TRISTATE CAPITAL BANK INTEREST	89677DJG2	250,000.00 100.0000000		(250,000.00)
05/07/2026	Security Movement	ALLY BANK/UT INTEREST BEARING	02007QCB5	250,000.00 100.0000000		(250,000.00)
05/11/2026	Security Movement	LIBERTY BK/MIDDLETOWN CT	53021LEQ6	250,000.00 100.0000000		(250,000.00)
Total					3,250,000.00	(2,250,000.00)

Money Market Mutual Fund Activity

	Fund	Ticker	7 day simple yield	Beginning Price	Ending Price
	AGI Gov MMF Sel 3802	WFFXX	3.6	1.0000	1.0000

Transaction Date	Activity	Shares	Dividend Amount	Market Value	Share Balance
Beginning Balance				1,258,769.17	1,258,769.17000
04/01/2026	Reinvest Dividend	3,417.54000		3,417.54	1,262,186.71000
04/01/2026	Dividend		3,417.54		1,262,186.71000
04/06/2026	Purchase	764.38000		764.38	1,262,951.09000
04/10/2026	Purchase	260,000.00000		260,000.00	1,522,951.09000
04/13/2026	Purchase	260,828.08000		260,828.08	1,783,779.17000
04/14/2026	Purchase	4,066.09000		4,066.09	1,787,845.26000
04/15/2026	Purchase	849.32000		849.32	1,788,694.58000
04/17/2026	Purchase	849.32000		849.32	1,789,543.90000
04/20/2026	Purchase	518,625.00000		518,625.00	2,308,168.90000
04/21/2026	Purchase	838.70000		838.70	2,309,007.60000
04/22/2026	Purchase	913.01000		913.01	2,309,920.61000
04/27/2026	Purchase	764.38000		764.38	2,310,684.99000
04/28/2026	Purchase	4,799.32000		4,799.32	2,315,484.31000

Transactions continued on next page →

Wells Fargo Bank, N.A. Account Statement for April 2026

April 01, 2026-April 30, 2026

CORAL ACADEMY OF SCIENCE, LAS VEGAS Account 1BC91735

Transactions USD Continued

Money Market Mutual Fund Activity Continued

Transaction Date	Activity	Shares	Dividend Amount	Market Value	Share Balance
04/29/2026	Purchase	510,622.95000		510,622.95	2,826,107.26000
04/30/2026	Purchase	289,250.00000		289,250.00	3,115,357.26000
Ending Balance			3,417.54	3,115,357.26	3,115,357.26000

†† Limited security description available, please contact Customer Service at WFSCustomerService@wellsfargo.com or 1-800-645-3751, option 5 for any questions.

††† There is not an active market for this investment; a market price, and therefore a market value, is not available (N/A).

Statement for April 2026

April 01, 2026-April 30, 2026

CORAL ACADEMY OF SCIENCE, LAS VEGAS

Account 1BC91735



Wells Fargo Securities, LLC

550 S Tryon St.

Charlotte, NC 28202

BR STMT

CORAL ACADEMY OF SCIENCE, LAS VEGAS

1051 SANDY RIDGE AVE

HENDERSON NV 89052

For inquiries, please contact:

Customer Service

Phone: 1-800-645-3751

Your account statement includes a format update effective this statement cycle. This change is limited to the layout and presentation of information and does not affect account holdings, balances, transactions, or valuations. Please contact Customer Service at 1-800-645-3751, option 5 for any questions.

Investments, other than Brokered Certificates of Deposits, are not FDIC insured, may lose value, and are not bank guaranteed - see important disclosures on the reverse of your account summary page.

Wells Fargo Securities, LLC Account Statement for April 2026

April 01, 2026-April 30, 2026

CORAL ACADEMY OF SCIENCE, LAS VEGAS Account 1BC91735

Important Information

This statement is provided to customers of Wells Fargo Securities, LLC ("WFS"), or customers of affiliated broker-dealers whose accounts are introduced to and carried by WFS. Statements are provided monthly for accounts with transactions and/or security positions.

For WFS customers who choose to maintain a safekeeping account at Wells Fargo Bank, N.A. ("Bank"), this statement is accompanied by a separate Bank safekeeping statement. The Bank safekeeping statement, if applicable, contains a list of securities held in safekeeping by the Bank as of the statement date.

Pricing: Security and other asset prices shown on the statement are obtained from independent vendors or internal pricing models. While we believe the prices are reliable, we cannot guarantee their accuracy. The prices indicated herein are as of the stated valuation date, which may not be the date of this statement, and are subject to change without notice. For exchange-listed securities, the price provided is the closing price at month end. For unlisted securities, it is the "bid" price at month end. The prices of CDs that mature in one year or less are shown at last price traded. The prices of CDs that mature in greater than one year and of other instruments that trade infrequently are estimated using similar securities for which prices are available. Prices on the statement may not necessarily be obtained when the asset is sold.

Brokered CD Pricing and Disclosure Statement: Like bonds, brokered CDs are subject to price fluctuation and the value of a CD, if sold prior to maturity, may be less than at the time of its purchase. Significant loss of principal could result. While WFS generally makes a market in CDs it underwrites, the secondary market for CDs that it does not underwrite may be very limited. In those cases, WFS will use its best efforts to help investors find a buyer. The Wells Fargo Securities, LLC Certificate of Disclosure Statement can be found at

www.wellsfargo.com/assets/pdf/cib/regulatory/cd-disclosure.pdf.

SIPC: WFS is a member of the Securities Investor Protection Corporation ("SIPC"). In the event of insolvency or liquidation of WFS, securities held in safekeeping at WFS are covered by SIPC against the loss, but not investment risk, up to a maximum of \$500,000 per customer, which includes a \$250,000 limit on claims for cash held in the account. SIPC protection does not provide any protection whatsoever against investment risk, including the loss of principal on an investment. This coverage does not apply to securities held in safekeeping by the Bank. Additional information about SIPC, including a SIPC brochure, may be obtained by visiting www.sipc.org or by calling SIPC at 1-202-371-8300.

FINRA BrokerCheck Program: WFS is a member of the Financial Industry Regulatory Authority (FINRA). Under its BrokerCheck program, FINRA provides certain information regarding the disciplinary history of broker/dealers and their associated persons. Information can be obtained from the FINRA BrokerCheck program hotline number (1-800-289-9999) or the FINRA website (www.finra.org). A brochure describing the FINRA BrokerCheck program will be furnished upon written request.

Free Credit Balances: Any customer free credit balances may be used in the business of WFS subject to limitations imposed by Rule 15c3-3 under the Securities Exchange Act of 1934. On demand, a customer has the right to receive delivery of the following: any free credit balances to which he or she is entitled, any fully paid securities to which he or she is entitled, and any securities purchased on margin upon full payment of indebtedness to WFS.

Equity Order Routing: WFS customers may request additional order routing information with respect to SEC Rule 606 by contacting their WFS sales representative. There are two reports available to WFS customers under amended Rule 606: (i) the 606(b)(1) held on-demand customer report and (ii) the 606(b)(3) not held on-demand customer report in the six months prior to the request. These reports can be found at www.wellsfargo.com/cib/regulatory

Equity Extended Hours Trading: See important information relating to equities trading before and after regular trading hours at: www.wellsfargo.com/cib/regulatory

Equity Open Orders: Open orders will remain in effect until executed or canceled by you. Failure to cancel an open order may result in the transaction being executed for your account. WFS has no responsibility to cancel an open order at its own initiative.

Dividend Reinvestment: In any dividend reinvestment transaction, WFS acted as agent. Additional information regarding transactions of this nature will be furnished to customer upon written request.

Account Transfers: A fee will be charged to customers transferring their existing WFS account to another broker/dealer or any other financial institution.

Non-deposit investment products recommended, offered or sold by WFS, including mutual funds, are not federally insured or guaranteed by or obligations of the Federal Deposit Insurance Corporation ("FDIC"), the Federal Reserve System or any other agency; are not bank deposits; are not obligations of, or endorsed or guaranteed in any way by any bank or WFS; and are subject to risk, including the possible loss of principal, that may cause the value of the investment and investment return to fluctuate.

When the investment is sold, the value may be higher or lower than the amount originally invested. WFS is a subsidiary of Wells Fargo & Company, is not a bank or thrift, and is separate from any other affiliated bank or thrift. WFS is a registered broker-dealer and member of FINRA. No affiliate of WFS is responsible for the securities sold by WFS.

Trade Confirmations: Investment purchases and sales are subject to the terms and conditions stated on the trade confirmation relating to that transaction. In the event of a conflict between the trade confirmation and this statement, the trade confirmation will govern.

Listed Options: Commissions and other charges related to the execution of listed option transactions have been included in confirmations of such transactions that have been previously furnished and are available upon request. Promptly advise your WFS sales representative of any material change in your investment objectives or financial situation.

Financial Statements: WFS financial statements are available upon request.

Customer Complaints and Reporting Discrepancies: Customer complaints, statement reporting inaccuracies or discrepancies should be promptly reported in writing to:

Customer Service
550 S Tryon St
Floor: 06, MAC: D1086-063
Charlotte, NC 28202-4200
wfscustomerservice@wellsfargo.com

In the event your account is introduced to WFS by an affiliated broker-dealer as indicated on page 1 of your statement, you should also send a copy of your written correspondence to that introducing broker-dealer at the address appearing on that page.

Customers may also report complaints, inaccuracies or discrepancies by calling 1-800-645-3751 option 5. To further protect their rights, including rights under the Securities Investor Protection Act, customers should also re-confirm in writing to the above address any oral communications with WFS relating to the inaccuracies or discrepancies.

Mutual Funds: An investment in the fund is not insured or guaranteed by the Federal Deposit Insurance Corporation or any other government agency. The fund's sponsor has no legal obligation to provide financial support to the fund, and you should not expect that the sponsor will provide financial support to the fund at any time.

Institutional Prime Funds: You could lose money by investing in the fund. Because the share price of the fund will fluctuate, when you sell your shares they may be worth more or less than what you originally paid for them. During times of market stress, the fund may impose a discretionary liquidity fee upon sale of your shares, if the fund's board determines the fee is in the fund's best interest. The Prime fund will impose a mandatory liquidity fee when you redeem fund shares, if daily net redemptions exceed 5% of net assets and no exception applies.

Muni Substitute Interest: With respect to transactions involving your purchase of a municipal security having interest that is exempt from federal and/or state income taxes, if you do not receive good delivery of such securities on settlement date (i.e., all requirements for transferring title from the seller to the buyer have occurred), the interest that you accrue from the settlement date of the transaction until you receive good delivery may be considered by the Internal Revenue Service ("IRS") to be taxable ("substitute") interest. If you sell such securities before receiving good delivery, the IRS may consider all of the interest that you accrue to be taxable. You should consult with your tax advisors regarding the tax implication of any such fail to receive scenario.

Muni MSRB Disclosure: WFS is registered with the U.S. Securities and Exchange Commission ("SEC") and the Municipal Securities Rulemaking Board ("MSRB"). The website for the SEC is www.sec.gov and the website for the MSRB is www.msrb.org. There is a brochure available on the MSRB website that describes the protections provided by MSRB rules and how to file a complaint with the appropriate regulatory authority.

Wells Fargo Securities, LLC Account Statement for April 2026

April 01, 2026-April 30, 2026

CORAL ACADEMY OF SCIENCE, LAS VEGAS Account 1BC91735

Account Summary USD

Multi-currency Account Net Equity

Currency	Net Cash Balance	Long Market Value	Short Market Value	CCY Net Equity CCY Rate	USD Net Equity
USD US Dollar	0.00	0.00	0.00	0.00 1.00000000	0.00
Total					0.00

Cash Activity Summary

Classification	Previous Period	This Period
Securities Purchased	0.00	(750,000.00)
Other Credit	0.00	2,250,000.00
Total	0.00	1,500,000.00

Transactions USD

Purchase and Sale

Settlement Date Trade Date	Transaction	Description	Security ID	Quantity Price	Principal Interest	Transaction Amount
04/30/2026	Buy	SEACOAST NATIONAL BANK	81171AKF6	250,000.00	(250,000.00)	(250,000.00)
04/28/2026				100.0000000	0.00	
04/30/2026	Buy	FLAGSTAR BANK NA INTEREST	33847GNY4	250,000.00	(250,000.00)	(250,000.00)
04/28/2026				100.0000000	0.00	
04/30/2026	Buy	RAYMOND JAMES BANK INTEREST	75472RBH3	250,000.00	(250,000.00)	(250,000.00)
04/28/2026				100.0000000	0.00	
Purchases Total						(750,000.00)
Sales Total						0.00

Pending Settlements

Settlement Date Trade Date	Transaction	Description	Security ID	Quantity Price	Principal Interest	Transaction Amount
05/04/2026	Buy	NORTHPOINTE BANK INTEREST	666613SP0	250,000.00	0.00	(250,000.00)
04/28/2026				100.0000000	0.00	
05/05/2026	Buy	JP MORGAN CHASE BANK NA	46659C4N7	250,000.00	0.00	(250,000.00)
04/28/2026				100.0000000	0.00	
05/06/2026	Buy	BANK OF HOPE INTEREST BEARING	062683NE3	250,000.00	0.00	(250,000.00)
04/28/2026				100.0000000	0.00	

Transactions continued on next page →

Wells Fargo Securities, LLC Account Statement for April 2026

April 01, 2026-April 30, 2026

CORAL ACADEMY OF SCIENCE, LAS VEGAS Account 1BC91735

Transactions USD Continued

Pending Settlements Continued

Settlement Date	Trade Date	Transaction	Description	Security ID	Quantity Price	Principal Interest	Transaction Amount
05/06/2026		Buy	TRISTATE CAPITAL BANK INTEREST	89677DJG2	250,000.00	0.00	(250,000.00)
04/28/2026					100.0000000	0.00	
05/07/2026		Buy	ALLY BANK/UT INTEREST BEARING	02007QCB5	250,000.00	0.00	(250,000.00)
04/28/2026					100.0000000	0.00	
05/11/2026		Buy	LIBERTY BK/MIDDLETOWN CT	53021LEQ6	250,000.00	0.00	(250,000.00)
04/28/2026					100.0000000	0.00	
Purchases Total							(1,500,000.00)
Sales Total							0.00

Other Activity

Transaction Date	Transaction	Description	Security ID	Quantity Price	Credit	Debit
04/30/2026	Security Movement	SEACOAST NATIONAL BANK	81171AKF6	(250,000.00) 100.0000000	250,000.00	
04/30/2026	Security Movement	FLAGSTAR BANK NA INTEREST	33847GNY4	(250,000.00) 100.0000000	250,000.00	
04/30/2026	Security Movement	RAYMOND JAMES BANK INTEREST	75472RBH3	(250,000.00) 100.0000000	250,000.00	
05/04/2026	Security Movement	NORTHPOINTE BANK INTEREST	666613SP0	(250,000.00) 100.0000000	250,000.00	
05/05/2026	Security Movement	JP MORGAN CHASE BANK NA	46659C4N7	(250,000.00) 100.0000000	250,000.00	
05/06/2026	Security Movement	TRISTATE CAPITAL BANK INTEREST	89677DJG2	(250,000.00) 100.0000000	250,000.00	
05/06/2026	Security Movement	BANK OF HOPE INTEREST BEARING	062683NE3	(250,000.00) 100.0000000	250,000.00	

Transactions continued on next page →

Wells Fargo Securities, LLC Account Statement for April 2026

April 01, 2026-April 30, 2026

CORAL ACADEMY OF SCIENCE, LAS VEGAS Account 1BC91735

Transactions USD Continued

Other Activity Continued

Transaction Date	Transaction	Description	Security ID	Quantity Price	Credit	Debit
05/07/2026	Security Movement	ALLY BANK/UT INTEREST BEARING	02007QCB5	(250,000.00) 100.0000000	250,000.00	
05/11/2026	Security Movement	LIBERTY BK/MIDDLETOWN CT	53021LEQ6	(250,000.00) 100.0000000	250,000.00	
Total					2,250,000.00	0.00

†† Limited security description available, please contact Customer Service at WFSCustomerService@wellsfargo.com or 1-800-645-3751, option 5 for any questions.

††† There is not an active market for this investment; a market price, and therefore a market value, is not available (N/A).

