

# California Online Public Schools

## California Online Public Schools (CalOPS) Board Meeting

Published on August 30, 2023 at 2:14 PM PDT  
Amended on August 31, 2023 at 10:33 AM PDT

---

### Date and Time

Tuesday September 5, 2023 at 3:30 PM PDT

### Location

CalCA NorCal: 580 N. Wilma Avenue, Suite G, Ripon, CA 95366  
CalCA SoCal: 33272 Valle Road, San Juan Capistrano, CA 92675  
23091 Arden Street, Lake Forest, CA 92630  
1201 Cara Road, Dinuba, CA 93618  
8422 Madison Avenue, Fair Oaks, CA 95628  
3753 W. Norberry Street, Lancaster, CA 93536  
32946 Calle San Marcos San Juan Capistrano, 92675  
9423 Reseda Blvd. Apt#230, Northridge, CA 91324

---

Join Zoom Meeting

<https://zoom.us/j/93762840563>

Meeting ID: 937 6284 0563

Dial In:

+1 (669) 444-9171 ext. 93762840563# US

---

### California Online Public Schools is the Governing Board for:

<b>CalCA North Bay</b>	School Phone: (707) 232-5470	School Fax (727) 987-5570
<b>CalCA Central Valley</b>	School Phone: (559) 571-2300	School Fax (559) 746-0497
<b>CalCA Central Coast</b>	School Phone: (661) 230-9820	School Fax (661) 568-0053
<b>CalCA Monterey Bay</b>	School Phone: (831) 200-1006	School Fax (831) 401-2669
<b>CalCA Northern California</b>	School Phone: (209) 253-1208	School Fax (209) 253-0406
<b>CalCA Southern California</b>	School Phone: (949) 461-1667	School Fax (949) 240-7895

This meeting is open to the public in person and via teleconference. For information about this meeting or for members of the public who require special accommodations to attend, contact the school offices: Bernie Jamero

at (209) 253-1208 or Eva McGahey at (714) 248-6179 at least 24 hours prior to the meeting. The Board packet can be made available for public review by contacting the school offices prior to the Board meeting in compliance with California open meeting law.

**Agenda**

	Purpose	Presenter	Time
<b>I. Opening Items</b>			<b>3:30 PM</b>
<b>A.</b> Call the Meeting to Order		Elaine Pavlich	
<b>B.</b> Roll Call		Elaine Pavlich	
<b>C.</b> Approval of Agenda	Vote	Elaine Pavlich	

**II. Public Comment**

The Board welcomes participation by the members of the public telephonically. To address an item on the agenda, before the scheduled start of the meeting, an individual must write their name and a short description of the agenda item on which they wish to comment on the card provided and submit this to the Chair, along with any materials they want to have distributed to Board. Individuals who wish to address the Board telephonically must contact the School Leader by phone or by email at least twenty four (24) hours before the scheduled start of the Board meeting. If the individual wants to provide any written materials to the Board, these should be emailed to the School Leader at least twenty-four (24) hours before the scheduled start of the meeting.

The total time for any individual to present, either in person or via telephone, on an item on the agenda shall not exceed three (3) minutes, or six (6) minutes if the individual requesting to comment is a non English speaker and requires a translator, unless the Board grants additional time. However, in compliance with Board policy and the Brown Act, the Board is not permitted to discuss or take action on non-agenda items.

Individuals desiring to make a formal presentation to the Board on an item not on the agenda but desiring it be placed on the agenda must provide notice and written submissions detailing the subject of the presentation to the School Leader at least fourteen (14) days prior to the meeting. Any such presentations shall not exceed fifteen (15) minutes in duration, unless otherwise permitted by the Chair.

To view the Board Public Comment Policy, visit the school’s “Governance” page at <https://www.connectionsacademy.com/california online-school/about/school-board>.

**III. Oral Reports**

	Purpose	Presenter	Time
<b>A. Superintendent's Report</b>  1. Back to School Activities Update 2. 2023-2024 Enrollment and Staffing Updates 3. Sponsoring District(s) Update	FYI	Richard Savage	
<b>B. Principals' Report (attached)</b>  1. Elementary School - Marcus White 2. Middle School - Heather Tamayo 3. High School - Kara Mannix	FYI		
<b>C. CalCA Financial Report (attached)</b>  1. Consolidated Financial Report 2. Special Education Service Contracts Update 3. Unaudited Actuals (Financials) for 2022-2023 4. Audit Update	FYI	LaChelle Carter	
<b>D. Policy, Compliance, and State Accountability Report</b>  1. Policy, Compliance, and State Accountability Report (attached) 2. Charter Renewal Update	FYI	Dan Hertzler	

**IV. Consent Items**

<b>A. Approval of Minutes from the June 21, 2023 Board Meeting (attached)</b>	Vote	Elaine Pavlich	
<b>B. Approval of Staffing Report (attached)</b>	Vote	Stephen Ford	
<b>C. Approval of Pearson Invoice(s) (attached)</b>	Vote		
<b>D. Approval of Contracts over \$20k (attached)</b>	Vote	LaChelle Carter	
<b>E. Approval of Year End Financial Statements (attached)</b>	Vote	LaChelle Carter	
<b>F. Approval of Unaudited Actuals for Fiscal Year Ending June 30, 2023 and Authorization of</b>	Vote	LaChelle Carter	

	Purpose	Presenter	Time
California Director of Finance to Submit to the Appropriate Parties (attached)			
<b>G.</b> Approval of Education Protection Account (EPA) Expenditure Plans for the 2023-2024 School Year (attached)	Vote	LaChelle Carter	
<b>H.</b> Approval of Consolidated Applications (attached)	Vote	LaChelle Carter	

**V. Action Items**

<b>A.</b> Approval of Benjamin Hartelt as New Member of the CalOPS Board of Directors (attached)	Vote	Dan Hertzler
<b>B.</b> Approval of Declaration of Need for Fully Qualified Educators (attached)	Vote	Stephen Ford

**Declaration of Need 2023-2024 School Year for LEAs listed:**

1. California Connections Academy Southern California - CDS Code 30-66464-0106765
2. California Connections Academy Northern California - CDS Code 39-68650-0125849
3. California Connections Academy North Bay - CDS Code 17-64055-0129601
4. California Connections Academy Central Valley - CDS Code 54-71803-0112458
5. California Connections Academy Central Coast - CDS Code 42-75010-0138891
6. California Connections Academy Monterey Bay - CDS Code 44-75432-0139410

**VI. Information Items**

<b>A.</b> Pearson Virtual Schools Update	FYI	Laura Johnson / Chandre Sanchez
<ol style="list-style-type: none"> <li>1. School Success Partner (SSP) Update</li> <li>2. Academic Success Partner (ASP) Update                             <ol style="list-style-type: none"> <li>1. Key School Metrics (attached)</li> </ol> </li> </ol>		
<b>B.</b> School Enhancement Target (SET) Update (attached)	FYI	Leslie Dombek
<b>C.</b> CalOPS Board of Directors Resources	FYI	Dan Hertzler



	Purpose	Presenter	Time
1. Board Member Virtual Trainings			
2. Yuna Shin, Member Success Specialist			
1. BoardOnTrack platform guidance			
3. Brianna Stuczynski, Governance Coach			
1. Governance support			

**VII. Closing Items**

- |                           |      |                |
|---------------------------|------|----------------|
| <b>A.</b> Adjourn Meeting | Vote | Elaine Pavlich |
|---------------------------|------|----------------|
- Adjournment and Confirmation of the Next Meeting - October 03, 2023 at 3:30 pm PT

# Coversheet

## Principals' Report (attached)

<b>Section:</b>	III. Oral Reports
<b>Item:</b>	B. Principals' Report (attached)
<b>Purpose:</b>	FYI
<b>Submitted by:</b>	
<b>Related Material:</b>	CalCA Principals' Report 09.05.23.pdf



## **Principals' Report**

### **California Connections Academy Schools**

### **2022-23**

---

## **SITE REPORTS**

### **Northern Region:**

#### **Kara Mannix, High School Principal**

##### **Site Administrator for Monterey Bay, North Bay, and Northern California**

Hello from High School! We had an amazing Back to School event with staff, and folks are ready to embrace change this year while serving students and families with the highest level of care. We have been working through Welcome Calls to ensure every family is set up for success at the start of the year, and have expanded our Welcome Call process to include additional follow up points with both students and caretakers over the first four weeks. Staff has also been working through trainings and getting things set up for the official start to the school year, which of course we will kick off with MAP testing. This year High School is also bringing in a guest speaker to challenge our thinking around grading and help us strive to serve our students even more. Welcome to the 23-24 school year!

### **Central Region:**

#### **Marcus White, Elementary Principal**

##### **Site Administrator for Central and Central Coast**

Greetings from Elementary! We are off to an amazing start to the school year. Our annual back to school event in Newport Beach was a tremendous success. Our teachers are so excited about the amazing learning opportunities the school year will bring. Currently, our team is working hard to welcome each and every new student who enrolls with us. Our goal is to assist families with whatever support they need to ensure they are set up for success. Additionally, we are conducting iReady diagnostic tests in order to get to know our students academically. We are grateful to be able to positively impact so many lives.



**Southern Region:**  
**Heather Tamayo, Middle School Principal**  
**Site Administrator of Southern California**

Greetings from Middle School! I can share with you that we have a team of teachers that are excited and ready to tackle this school year. Our annual back-to-school event was the best that it has ever been, with a tremendous amount of positive energy surrounding the move to become our own school. Currently, we are deep in on-camera welcome calls. We updated our approach last year to make welcome calls happen in Zoom, so that families can see our faces and really understand who we are and how eager we are to get them started off. During the first week of school, our kids will attend their welcome back Live Classes with their teachers, and complete the iReady assessment in both language arts and math. We always look forward to what this data tells us about our students, and how we can best support them, at their individual level. Finally, our festivals are rapidly approaching, and we are working hard to make it an inviting and memorable time for staff and families alike!



## Enrollment Update

### Month for Report: August

DATA as of August 28, 2023							
	SoCal	NorCal	Central Valley	North Bay	Central Coast	Monterey Bay	All CalCA
Enrolled	4848	1678	785	141	130	543	8125
Approved	167	62	24	4	15	23	295
Pre-Approved	1203	446	256	62	39	99	2105
Applicant	2590	853	613	137	138	242	4573

## Field Trips

### Total Attendance\* for Recent Field Trips:

\*Includes students, staff, adults, and non-CA students

### Recent Field Trips

#### Northern Region - Monterey Bay, North Bay and NoCal

- Fall Festival - Wednesday, October 11th  
Alameda County Fairgrounds (4501 Pleasanton Ave, Pleasanton, CA 94566)

#### Central Region - Central and Central Coast

- Fall Festival - Thursday, October 12th  
John's Incredible Pizza (3709 Rosedale Hwy, Bakersfield, CA 93308)

#### Southern Region - Southern California

- Fall Festival - Thursday, September 21st  
OC Fair & Event Center (88 Fair Dr, Costa Mesa, CA 92626)



## Outreach Update

### PROSPECTIVE FAMILY WEBINARS

California based teachers and staff enjoyed lively prospective family webinars throughout the summer with 258 attendees; parents asked insightful questions and are so grateful to have our school as an option. Parents surveyed find these sessions to be very helpful to make an informed decision about their school enrollment decision.

Day	Date	Time	Attendance
Tuesday	June 6	5:00 PM	33
Thursday	June 15	6:00 PM	18
Thursday	July 13	5:00 PM	32
Tuesday	July 25	6:00 PM	49
Thursday	August 3	5:00 PM	45
Tuesday	August 8	6:00 PM	29
Tuesday	August 22	5:00 PM	52

### SOCIAL MEDIA

Our California Connections Academy public [Facebook](#) and Instagram page showcased a variety of standout students from the 2022/2023 school year featuring content such as volunteer efforts, equestrian efforts and commencement highlights.

# Coversheet

## CalCA Financial Report (attached)

<b>Section:</b>	III. Oral Reports
<b>Item:</b>	C. CalCA Financial Report (attached)
<b>Purpose:</b>	FYI
<b>Submitted by:</b>	
<b>Related Material:</b>	Financial Report CalCA June 2023.pdf CalOPS Travel Policies 2324 (2).pdf

## **CALIFORNIA CONNECTIONS ACADEMY SCHOOLS**

**Governed by California Online Public Schools**

### **FINANCIAL REPORT**

**Submitted for August 2023**

TO: Board of Directors

FROM: LaChelle Carter, Director of Finance

RE: Written Financial Report for CalCA Schools

DATE: August 30, 2023

#### **BACKGROUND**

*This written update has been prepared to facilitate the flow of the board meeting by reducing the need for verbal reports. Board members are expected to review the written report which is part of their board packet. Questions or comments about anything in the report, or other related matters, are welcomed during the board meeting. In addition, board members can reach out with questions prior to the board meeting if needed.*

*If additional information comes up between the time the written report is submitted and the board meeting date, it will be provided verbally. This report will include information for all CalCA schools, and board members are reminded that they now have fiduciary responsibility for all schools the corporation operates.*

#### **FINANCIAL ITEMS:**

##### **Year End Financial Overview:**

In closing the fiscal records for the 22-23 fiscal year, all six schools are able to settle all the "Due To" amounts between schools for payments made this school year. These transactions will be seen in the balance sheets of the financial reports shared during the next Board meeting. Likely, all schools were able to resolve their balances with PVS for invoices related to the Schedule of Agreement and pass thru expenses during the 22-23 school year. These amounts will be paid once the board approves the invoices attached to this board report.

Local, state, and federal revenues are being reviewed to confirm amounts match what is documented by the CDE and SELPA. If numbers do not align we will adjust as necessary. We anticipate very few if any adjustments and will give a report in the coming Board meetings.



Summarized in the chart below are some of the key financial aspects of the 22-23 fiscal year.

Item	Southern California	Ripon	Central	North Bay	Central Coast	Monterey Bay
Funded ADA compared to budget	EXACT	EXACT	EXACT	EXACT	EXACT	EXACT
Total Ending Revenue for 22-23	\$64,885,154	\$24,681,302	\$9,529,733	\$1,974,795	\$1,353,113	\$5,683,421
Total Expenses for 22-23	\$57,877,243	\$20,852,592	\$7,985,496	\$1,791,570	\$1,192,583	\$5,710,095
Ending Fund Balance for 22-23 (revenues less expenses)	\$7,007,911	\$3,828,710	\$1,544,238	\$183,225	\$160,530	-\$26,674
Cumulative Net Assets (Cumulative fund balance)	\$16,615,785	\$6,133,238	\$3,321,761	\$805,784	\$184,403	\$357,791
TOTAL Deficit Protection Credit	0	0	0	0	0	0

#### **Monthly Financial Reports:**

Previously, financials were reported through May 2023. The financial reports for June are included in this board package and bring the board up-to-date on the fiscal status of California Online Public Schools (CalOPS) and its charter schools through the end of the 2022-23 school year.

#### **Consolidated Financial Report:**

The consolidated financial report shows the overall fiscal picture for the California Online Public Schools (CalOPS) Corporation. This corporation encompasses California Connections Academy: Southern California, Central, Northern California, North Bay, Central Coast and Monterey Bay. This report has been reviewed and summarized below.

**Revenue**-California Online Public Schools are eligible for local, state and federal funding with the exception of Central Coast and Monterey Bay who were not eligible for federal funding under a “schoolwide basis”, based on the fact that the number of students enrolled that met the FREE or REDUCED lunch income requirements was still lower than 40% during the 2021-22 school year. Since, then, both schools exceed the 40% threshold, *based on the 2022-23 Fall 1 Census Data which accounts for: Enrollment counts, English language acquisition status, Immigrant Counts, Free/reduced-price meal-eligibility, and Special Education.* We are currently in the process of completing the application process so these two schools can receive Title I, II and IV funding for the 2023-24 school year.

As for most charter schools, our largest source of revenue is the Local Control Funding Formula (LCFF), which are unrestricted funds received through three channels, with the three elements known as the Principal Apportionment/State Aid, In-lieu of Property Taxes and Education Protection Account.

Our current federal funding includes:

- ERMHS- Funds apportioned to special education based primarily on a reimbursement model, with a cap per student. The purpose of these funds are to provide educational mental-health related services for students with or without an individualized education program(IEP), including out-of-home residential services for emotionally disturbed pupils. Some of these funds are state and some are federal. For the 2022-23 school year, the SELPA has moved to a new model which will simplify the way these funds are handled. These funds are now being paid based on the schools' ADA on a monthly basis and no longer require additional reporting to receive funds.
- Title I- Revenue is to ensure all children have a fair, equal, and significant opportunity to obtain a high-quality education and reach minimum proficiency.
- Title II- Money to help increase the academic achievement of all students by funding programs that improve teacher and principal quality through professional development and other activities, and providing low-income and minority students greater access to effective teachers, principals, and other school leaders.
- Title IV- Designed to fund efforts that improve students' academic achievement through the operation of well-rounded educational programs, improvement of school conditions, health and safety initiatives, and improvement of technology and digital literacy.
- IDEA- Federal funding allocated for special education and related services. Based on special education enrollment totals along with enrollment and low income students considered in poverty counts.
- ESSER III- Funding for schools to help with expenses and the financial implications of COVID-19, particularly expanded learning opportunities, learning support tools and resources, and staff training. Expires in September 2024. *These funds are starting to be used this year. Some of the areas this revenue will be allocated to are staffing to address concerns related to COVID-19, COVID-19 testing and prevention supplies.*

Our current state funding includes:

- LCFF State Aid-monthly payments made to schools based on grade span counts and special populations such as English Language Learners, free and reduced lunch, foster and homeless counts. This is a large part of the school's revenue and consistent cash flow.
- LCFF Education Protection Account- funding provided to schools for general purpose state aid. These funds must be spent on instructional rather than administrative costs.
- Mandate Block Grant Reimbursement- restricted funding based on a formula using average daily attendance and designed to offset costs that schools spend on state mandated programs such as state testing.
- Educator Effectiveness Block Grant- One time funding to provide professional learning for teachers, administrators, paraprofessionals, and classified staff in order to promote

educator equity, quality, and effectiveness. These funds will be expended in accordance with the adopted plan over several years.

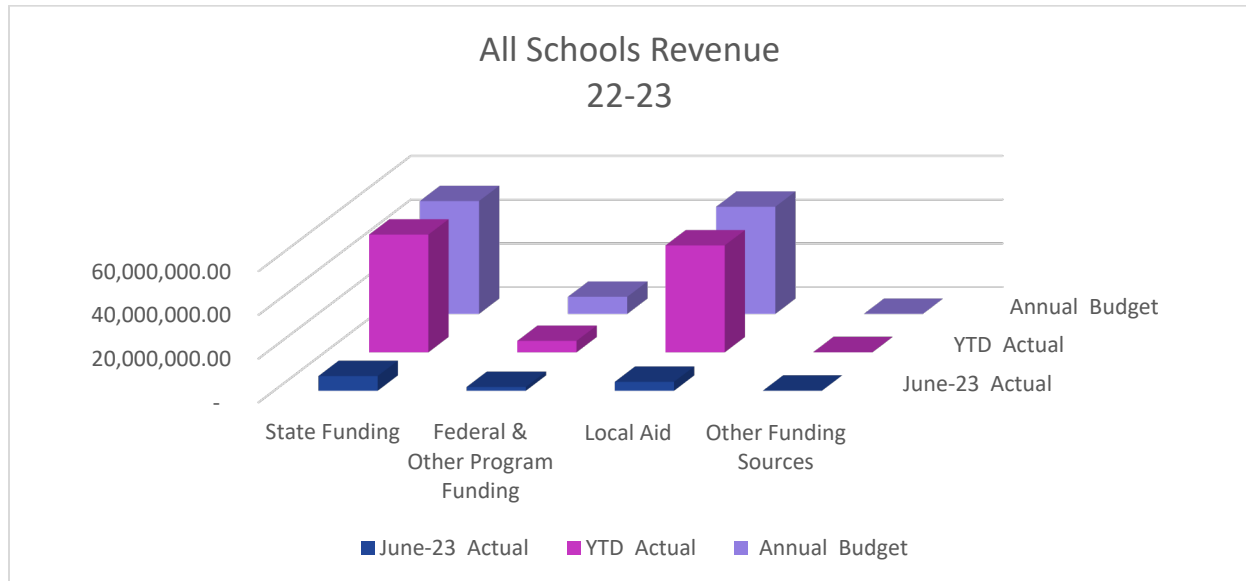
Our current local funding includes:

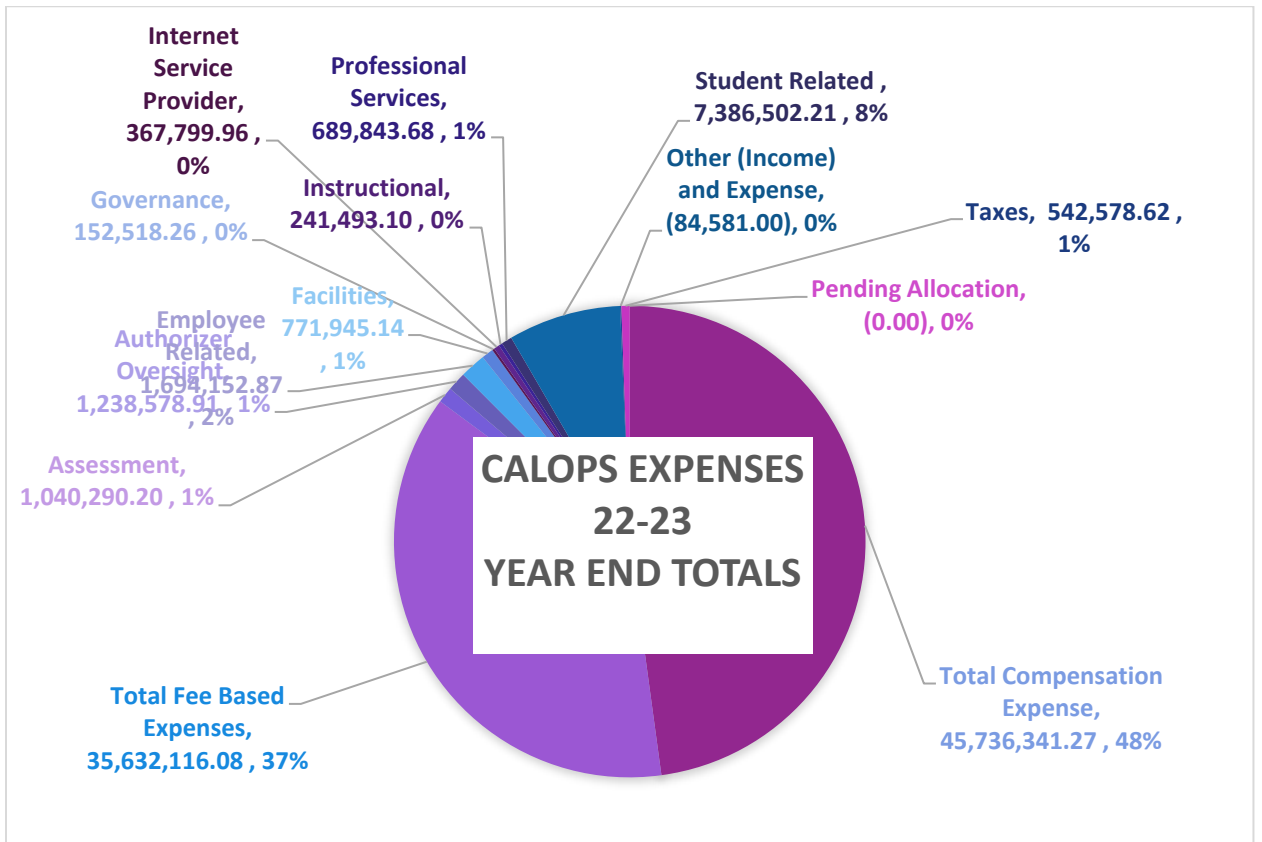
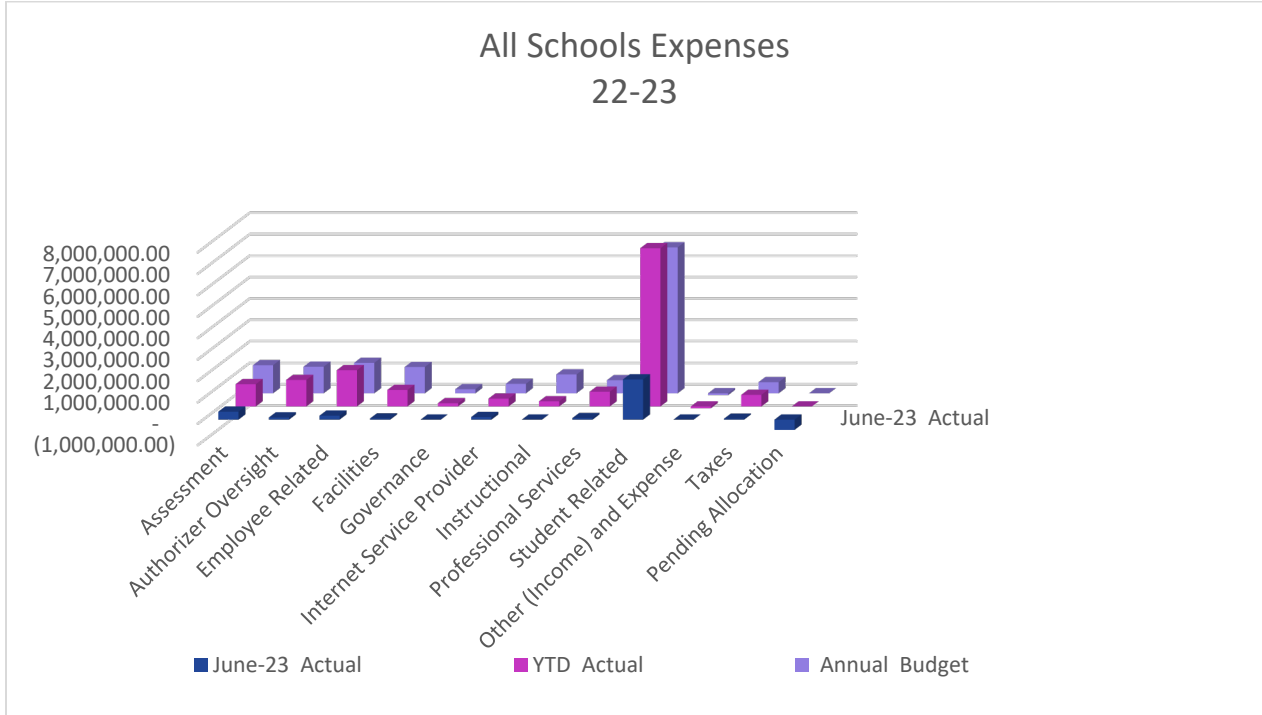
- LCFF Property Tax- The portion of taxes collected by the authorizing school district that must be transferred to the charter school serving that geographic location for the students that reside in that geographic location.
- Lottery- Quarterly payments, based on prior year average daily attendance. Funding is divided into restricted and unrestricted funds and must always be used exclusively for the education of students and can include instructional materials.
- E-RATE- Funding to assist with affordable high speed internet access and telecommunication services.

In the month of June, the schools received \$12,549,384 in revenue, making the year to date total \$108,107,518 (99% of the anticipated \$108,484,078 expected for the year). Please note yearly allocations can change throughout the year based on recalculations of enrollment and adjustments from the funding source.

**Expenses**- Expenditures for June totaled \$14,579,289 which puts our year to date spending at 96% of what was budgeted.

Below is a chart illustrating the usage of funds for the year for the CalOps organization as a whole.





**Balance Sheet:** The cash balance in all of our accounts at the June close was approximately \$42,098,965. All unsettled debt between the schools and PVS will be resolved with board approval of

the current PVS invoices after the August Board Meeting but before the September Board Meeting. Below are the planned payments for each school.

**Due to (From) PVS:**

Amount	School From	Month (s) Paid
\$187,982.38	C. Coast	Feb – June 2023
\$1,456,069.11	NorCal	May and June 2023
\$339,809.01	M. Bay	May and June 2023
\$102,668.09	N. Bay	May and June 2023
\$531,494.12	C. Valley	May and June 2023
\$6,440,522.10	SoCal	May and June 2023

**Due to (From) Payroll:**

Amount	School From	Month (s) Paid
\$3,972,646.88	NorCal	Payroll Feb – June 2023
\$642,643.47	C. Coast	Payroll May 2022- June 2023
\$145,255.61	N. Bay	Payroll May and June 2023
\$651,036.58	C. Valley	Payroll May and June 2023
\$481,453.43	M. Bay	Payroll May and June 2023

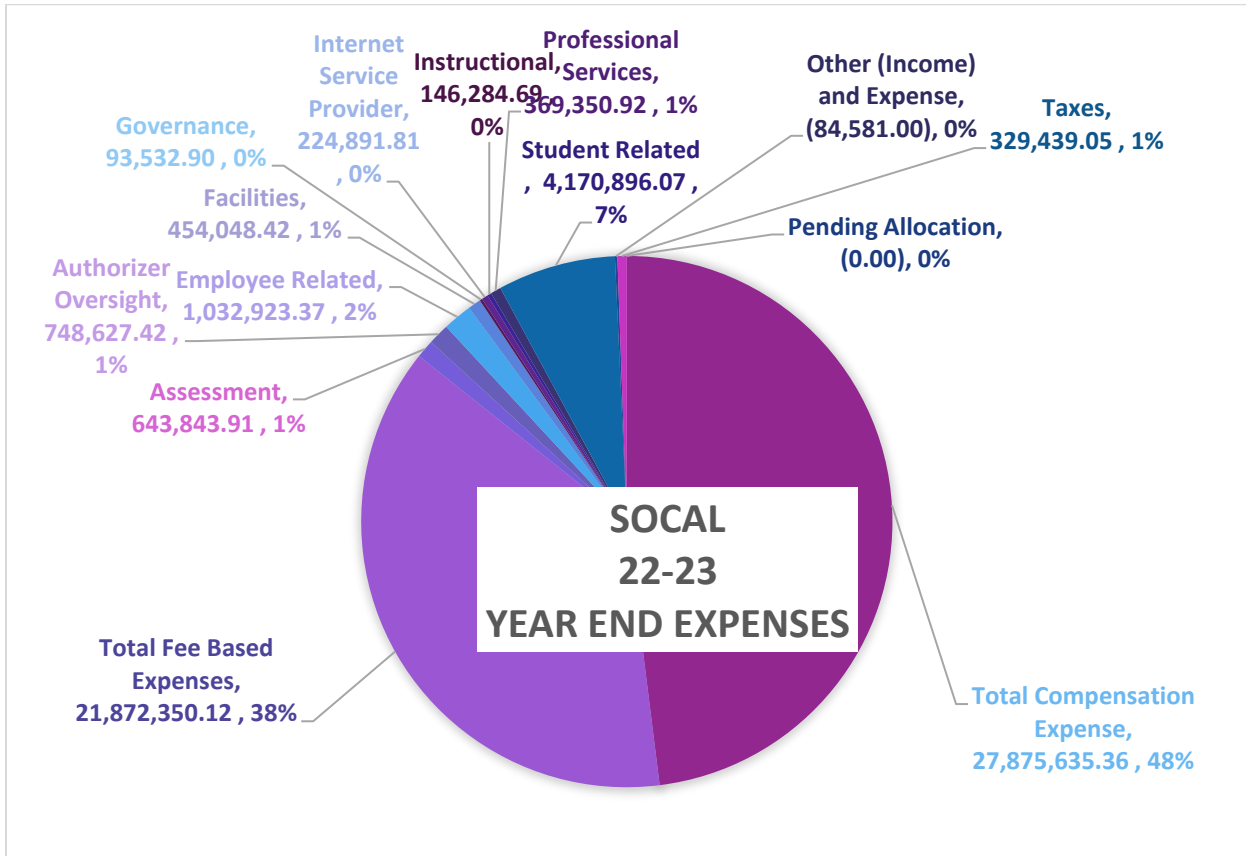
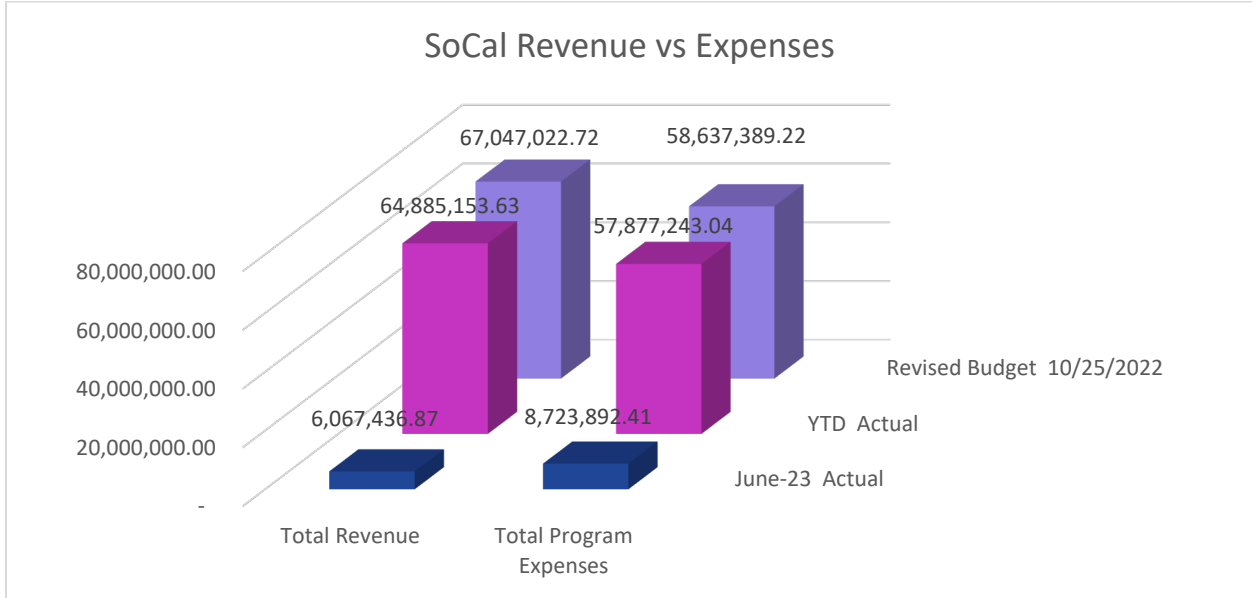
**Due to (From) Schools:**

Amount	School From	School To
\$254,814.39	SoCal	NorCal

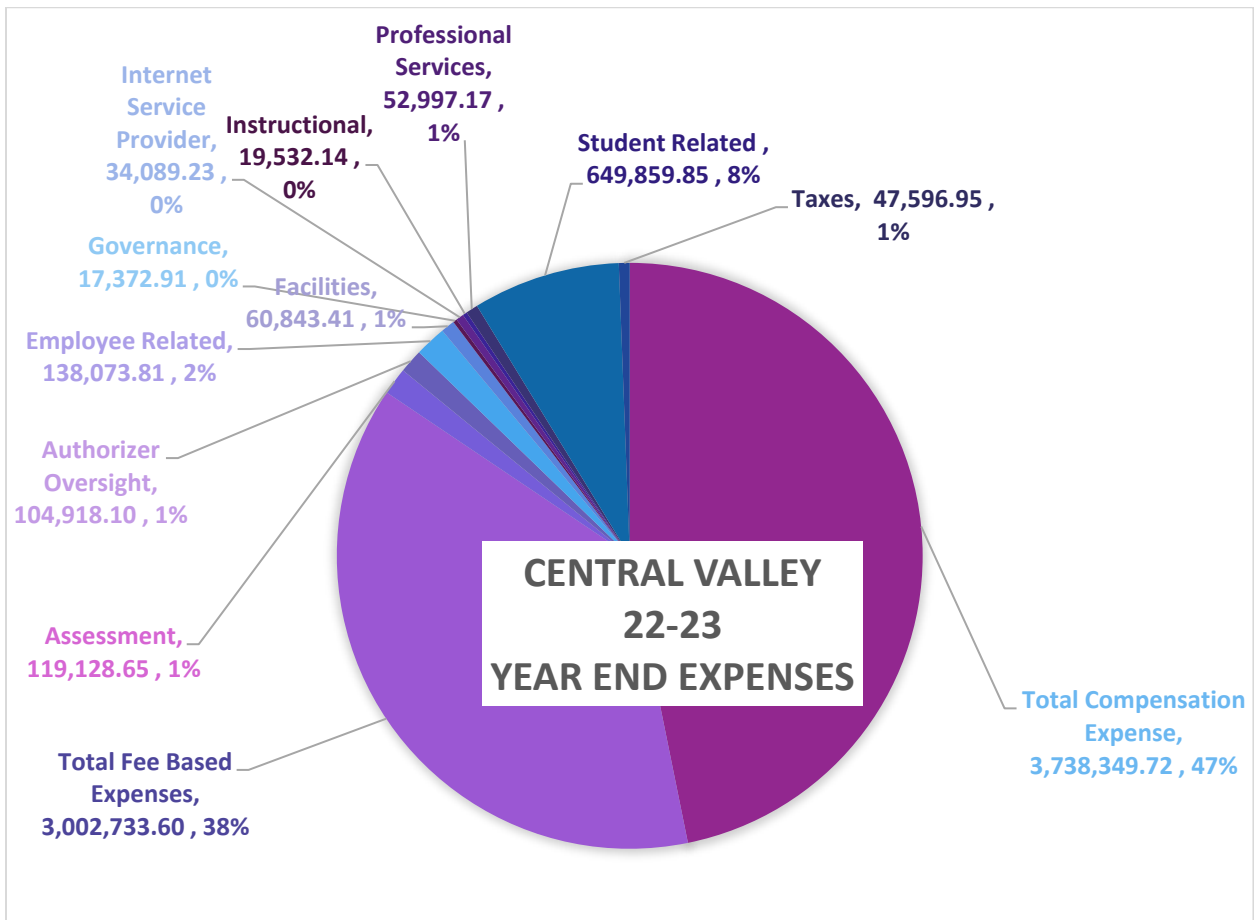
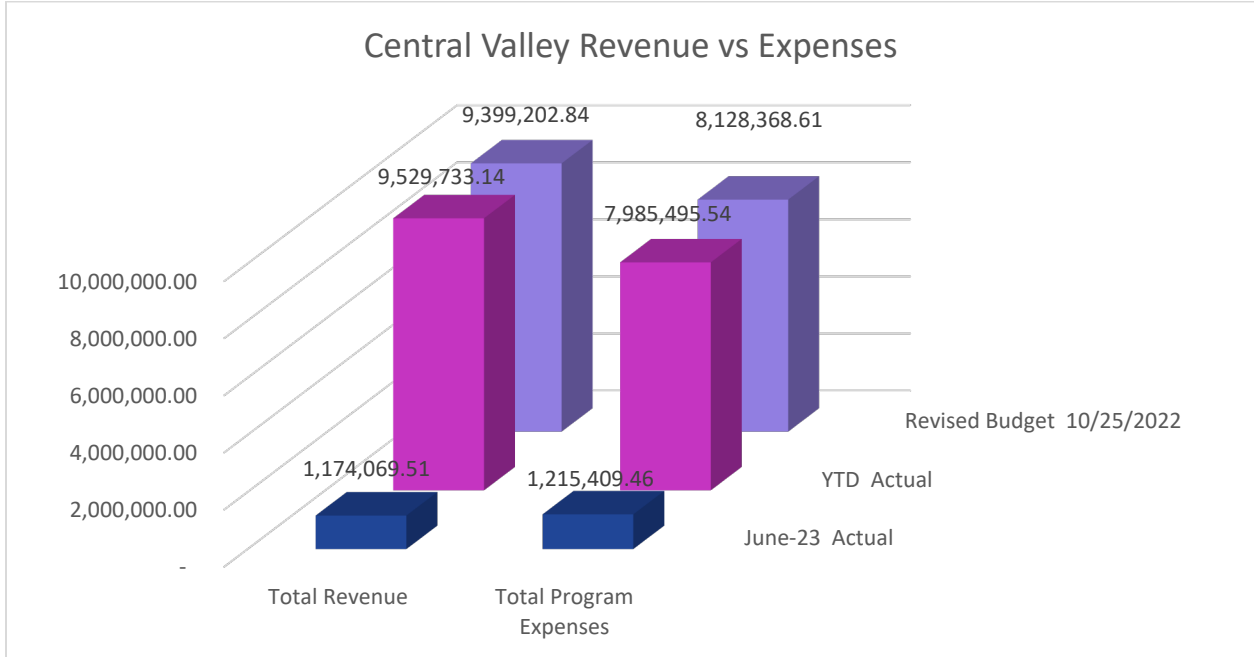
\$271,337.47	SoCal	N. Bay
\$1,172.41	NorCal	M. Bay
\$32,728.00	NorCal	N. Bay
\$8,197.65	M. Bay	N. Bay
\$18.65	M. Bay	C. Coast
\$25,027.16	M. Bay	SoCal
\$518.13	M. Bay	NorCal
\$6,405.29	C. Coast	SoCal
\$2,613.71	C. Coast	N. Bay
\$964.38	C. Coast	NorCal
\$19,791.31	Central Valley	N. Bay
\$25.75	Central Valley	C. Coast
\$35,356.60	Central Valley	SoCal
\$5,019.63	Central Valley	NorCal

**Schools' Summary:**

**SoCal-** During the month of June, SoCal received local and state funding that included LCFF State Aid, LCFF EPA, LCFF Property Tax, Lottery, Mandated Cost Grant, ERMHS, State Testing Reimbursements and SpED State. The SoCal expenses at the end of the year, June Close, ended at 99% of the amount budgeted.

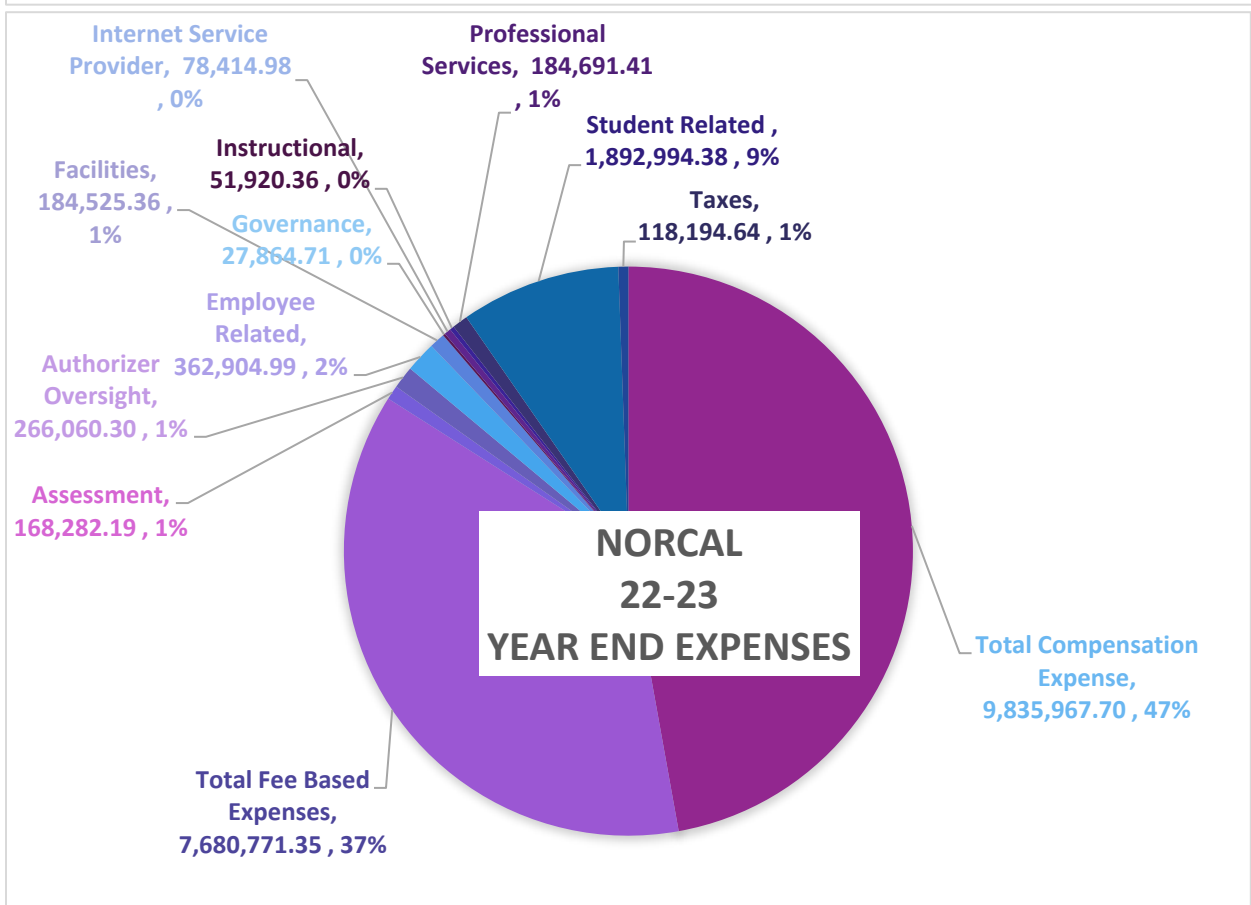
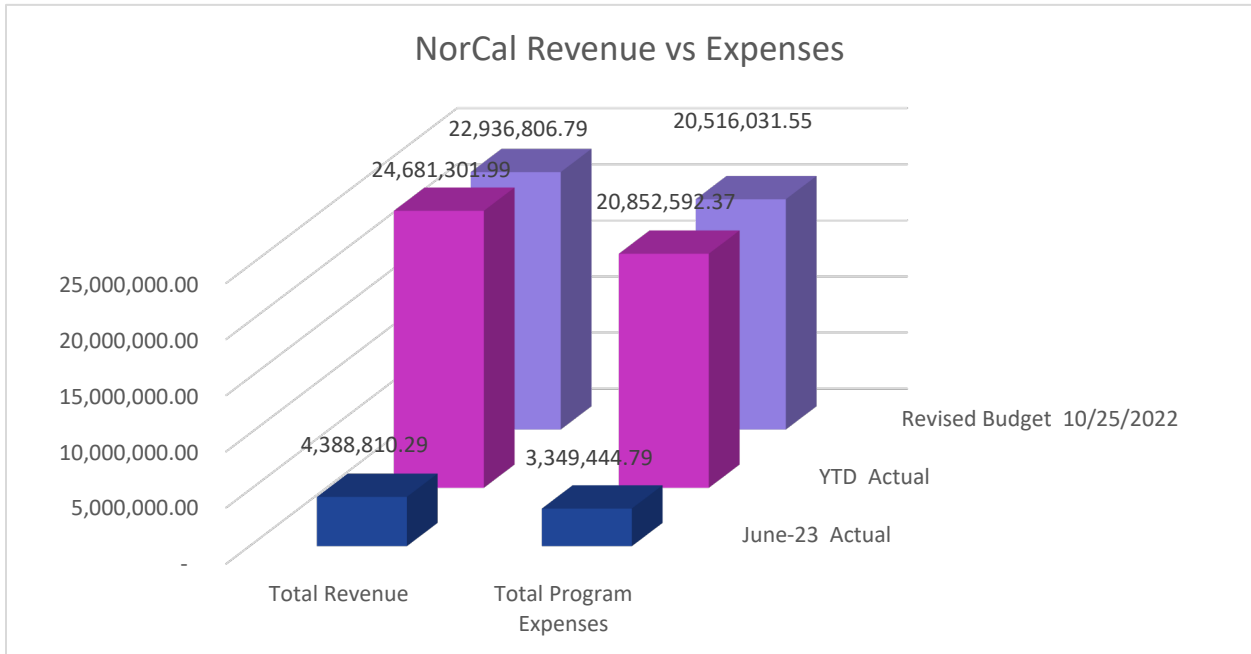


**Central Valley-** The revenue received by this school in June included: LCFF State Aid, LCFF EPA, Lottery, Mandate Cost Grant, LCFF Property Tax , ERMHS and SpED State. In all, the school has received 100% of their revenue for the year and has expenses 98% of their budget.

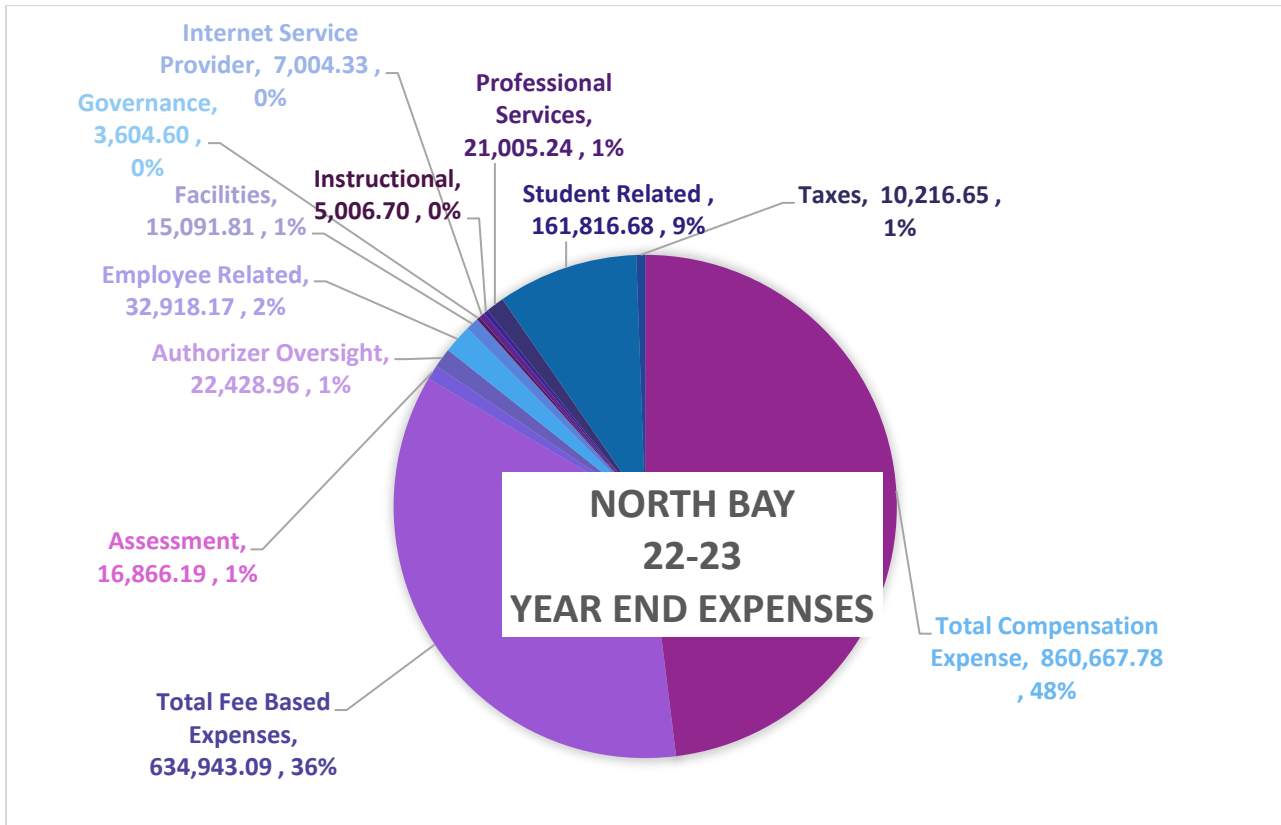
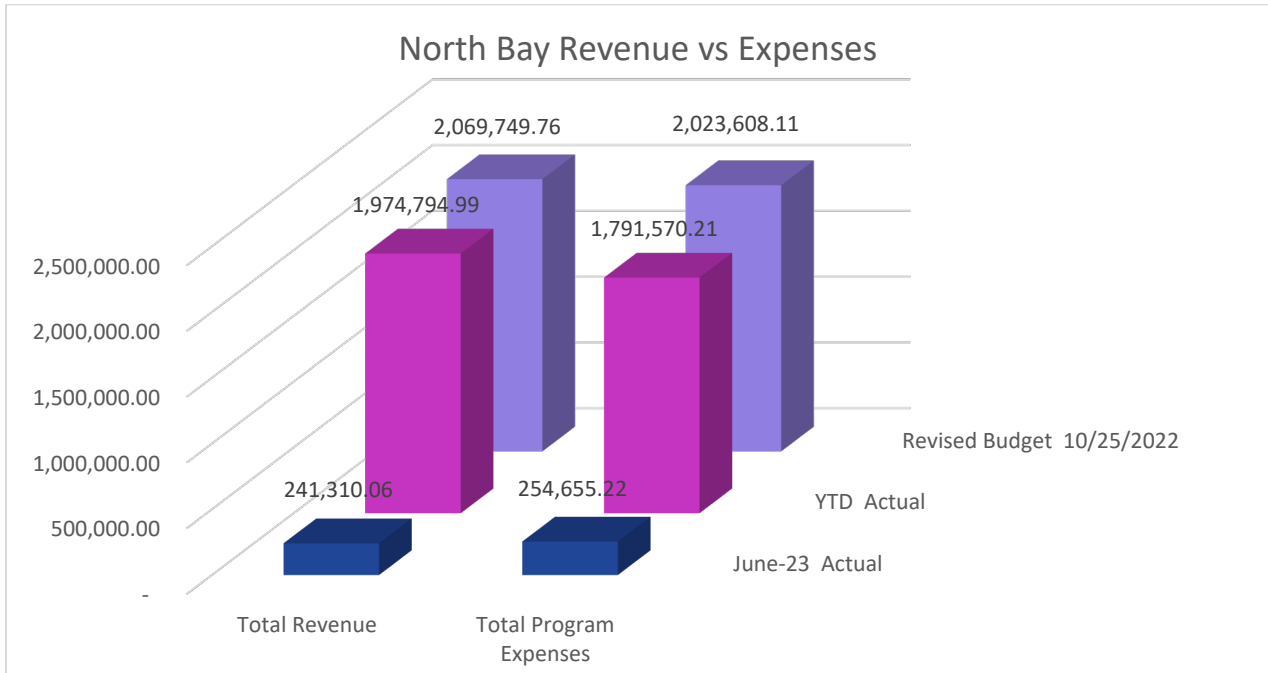




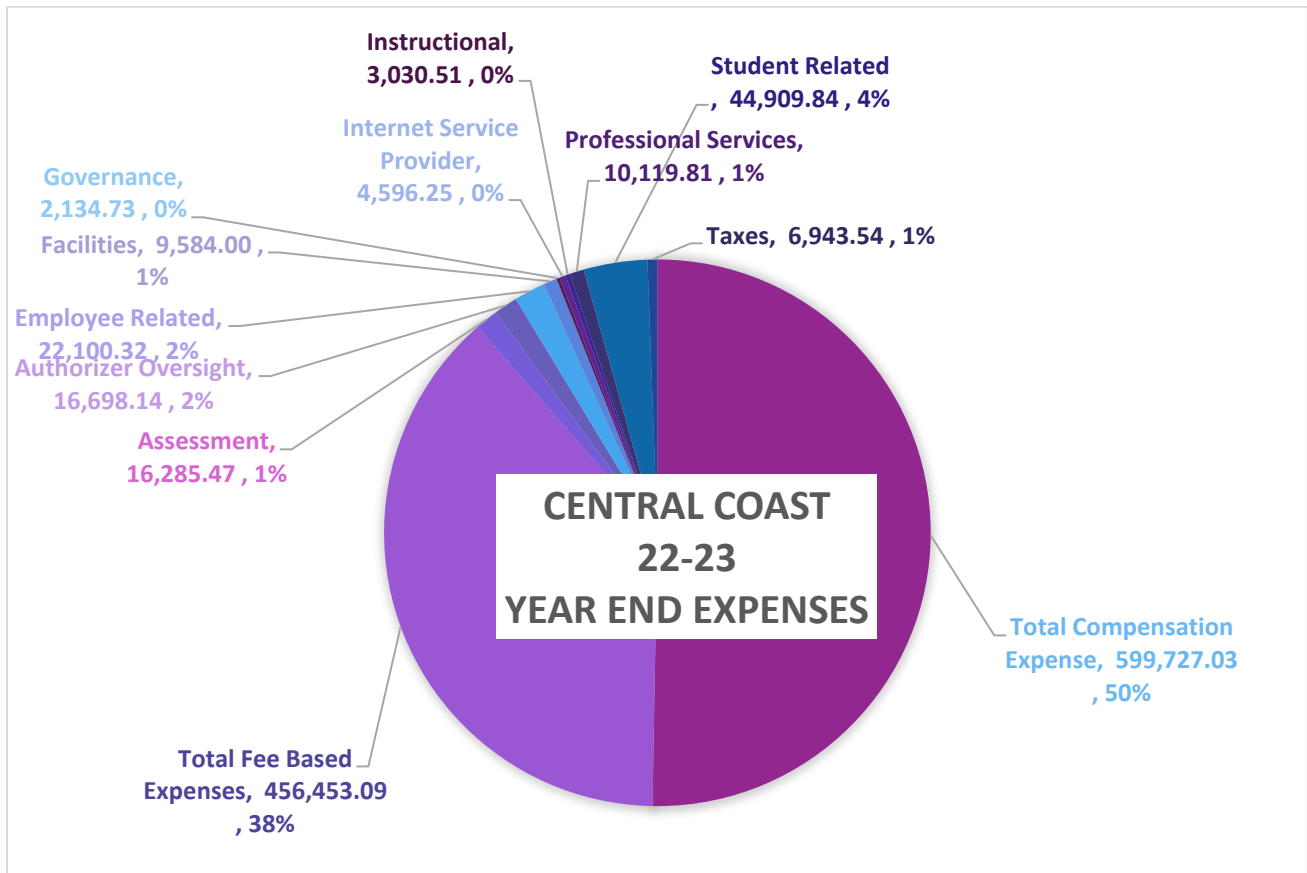
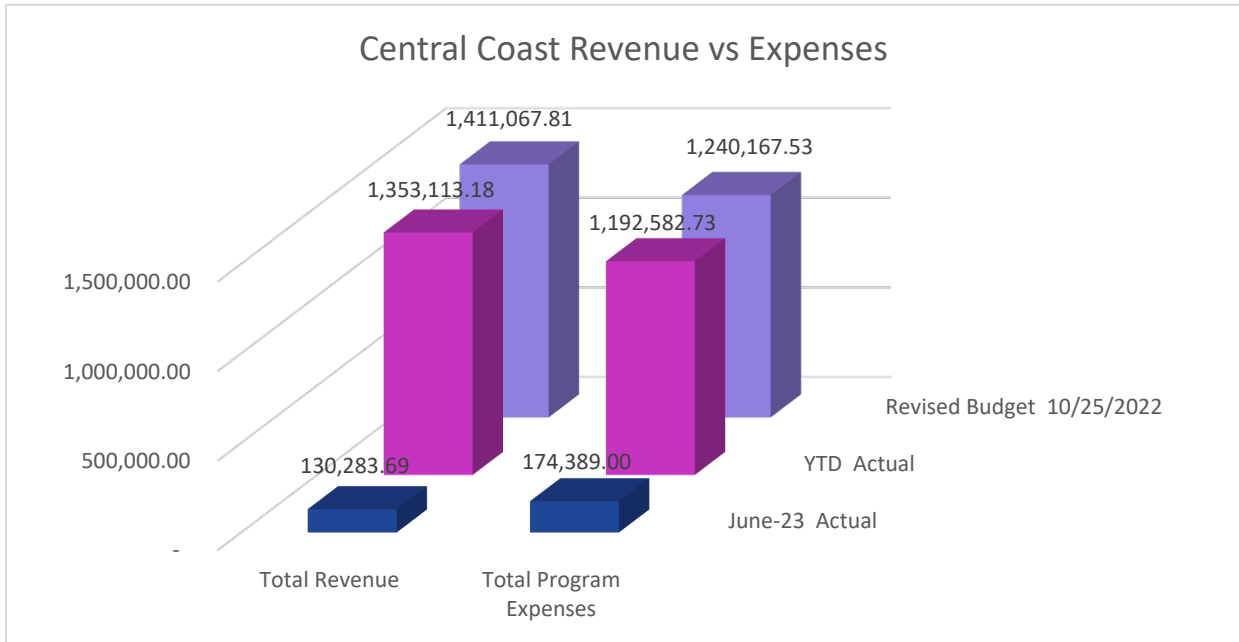
**NorCal-** The revenue received by this school in May included: LCFF State Aid, LCFF EPA, Lottery, Mandate Cost Grant, and SpED State. NorCal has received 88% of its projected revenue and has expenses recorded at 85% of its budget.



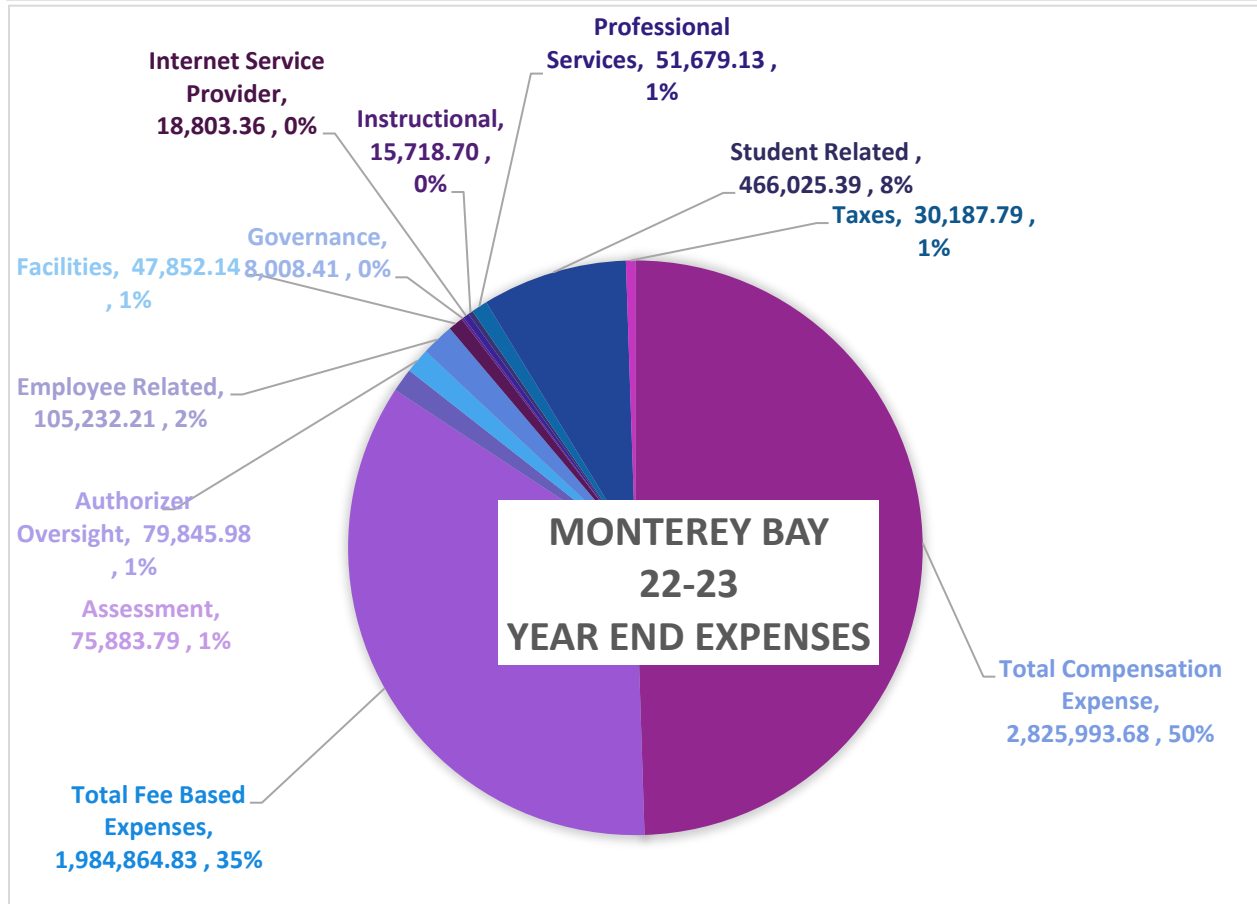
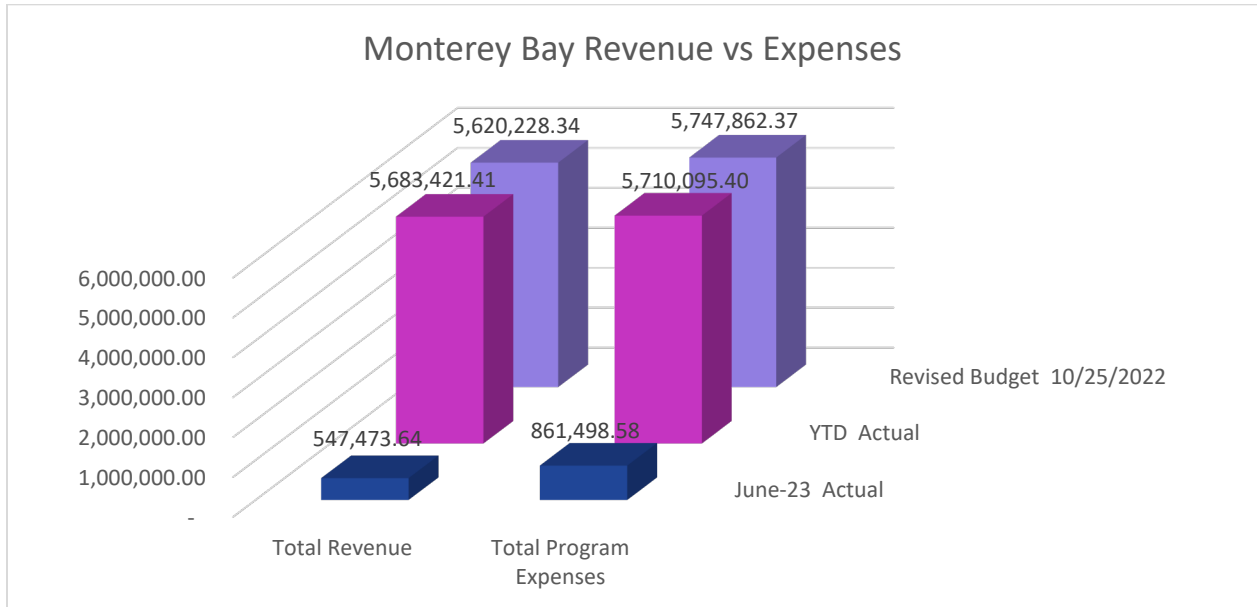
**North Bay**-The revenue received by this school last month included: LCFF State Aid, LCFF EPA, Lottery, Mandate Cost Grant, and SpED State. North Bay’s current year expenses are around 89% and the revenue received is 95% of the projected amount for the school year.



**Central Coast**-The revenue received by this school in June included: LCFF State Aid, LCFF EPA, Lottery, Mandate Cost Grant, ERHMS and SpED State. The school has received approximately 96% of their projected revenue. Their expenses are about 96% of budgeted for the year.



**Monterey Bay-** The revenue received by this school last month included: LCFF State Aid, LCFF EPA, Lottery, Mandate Cost Grant, ERHMS and SpED State. For the year they have received 100% of their revenue and have expenditures that total 99% of their budget.



**Financial Reports:**

**The Unaudited Actuals:**

The Unaudited Actuals are due for all six schools by September 15. These are based on the financial status of the school through June 30. The draft of the reports are included in the board materials. The draft version shows how each line item of our budget corresponds to the state reporting form and format. To the right of the page are notes detailing changes made from its original form along with the breakdown for funds considered to make those adjustments. Final versions of the Unaudited Actuals which are used for submission will be included for ratification at the next board meeting. The schools must use the state issued format for these reports.

**Federal Cash Management Data Collection Report:**

Local Educational Agencies (LEAs) participating in the ESSA formula grant programs (also known as Federal Title Funds) must submit cash balance data through the CMDC web application quarterly. The most recent report was due by July 31<sup>st</sup> and submitted on time. This report reviews if schools are meeting other applicable program eligibility requirements and federal cash management thresholds, to receive an apportionment of funds in the next scheduled payment. In sum, we must report the total amount of Title funds received minus the expenditures charged against their revenue lines.

**Special Education:**

**Special Education Service Contracts Update:**

Business Services and Student Services administrators have reviewed all special education and related service providers contracts from the 22-23 school year to make decisions regarding use for the 23-24 school year. Collectively, most relationships were approved for renewal. Those that were not, were passed on the availability of their providers, rates and willingness to agree and follow the administrative tasks established by CalOps to ensure compliance for reporting purposes and reduce audit/legal risk. Although some of the vendors are not Non Public Agency (NPA) approved, multiple factors were considered, such as whether they are in the process of applying for that status, their relationship with our students, and/or any limitations on our options for replacement. In these cases the risk is minimal as long as we pay for services from our general funds, not Special Education funds passed through from El Dorado SELPA.

The list of those with active contracts for the 23-24 school year is also presented in your board material for board action.

Signed SPED Contracts	Pending SPED Contracts
CES (Cornerstone Educational Solutions)	CEID (Center for Early Intervention on Deafness)
El Paseo Children's Center, Inc.	Community Therapy Services, LLC (Melanie Criss-Virtual OT)
Milestones Therapy Group	Expatriate Communications
Oxford Consulting Services, Inc.	Home Grown OT 4 Kids
Pathways 2 Speech	LiveSpeech (Connections Education LLC dba Pearson Online & Blended Learning K-12 USA)

<b>Professional Tutors of America, Inc.</b>	<b>PresenceLearning, Inc. (formerly known as Global Teletherapy)</b>
<b>Specialized Therapy Services dba The OAS Center</b>	<b>TES (Total Education Solutions)</b>
<b>Stanford Youth Solutions DBA Stanford Sierra Youth &amp; Families</b>	<b>TTC4Success (Tasha's Training &amp; Consulting, LLC)</b>
<b>Every Special Child LLC ( NEW PROVIDER)</b>	Jayden Gaines Transportation Contract
<b>Teamwork Therapies</b>	
<b>TinyEYE Therapy Services</b>	
<b>FeldCare Therapy, Inc. DBA FeldCare Connects (12/8/2022 effectivity date, with a 1-year term, but will automatically renew for another year unless terminated at least 30 days prior to expiration. No need to renew)</b>	
<b>EECS (Effectual Educational Consulting Services)</b>	

**ConApp Report:**

The Consolidated Application (ConApp) is used by the California Department of Education (CDE) to distribute categorical funds such as Federal Title I, II and IV to county offices, school districts, and direct-funded charter schools throughout California.

Annually, typically from mid-May to the end of June, each local educational agency (LEA), using the Consolidated Application and Reporting System (CARS), submits the spring release of the ConApp. The spring release documents participation in these programs and provides assurances that the LEA will comply with the legal requirements of each program. Program entitlements are determined by formulas contained in the laws that created the programs.

The winter release of the ConApp is submitted via CARS from mid-January to the end of February each year and contains the LEA entitlements for each funded program. For each federal program entitlement, LE As allocates funds for the program as indicated by the program requirements.

The spring report was due on August 31<sup>st</sup> and is scheduled to be submitted by Charter Impact on time.

**22-23 Travel Policy:**

The CalOPS Leadership has updated the travel policy to address common points of confusion from the past. Please see the attached document for awareness.

**Audit Update:**

CalOPS continues to work with Clifton Larsen and Allen (CLA) on the 22-23 audit needs. Phase I, which began in July focused on enrollment and attendance data and Phase II, which we have already started working through will focus financial and employee data. The final audit is due by December 15<sup>th</sup>.

In addition to the audit components from previous years, there is a new element that pertains to lease management which came out of legislative action tied to AB 842. We have contracted with CLA for this work and have established our first meeting with their team in order to begin the work to ensure compliance within all areas. Given the scope of the audit, for the 22-23 school year they will only need

to consider the two building leases in the CalOPS name since all other leases were established and managed under the Pearson corporation until July 2023. For next year, however, that list will be expanded to include all the equipment, such as copy machines, that CalOPS started leasing directly in July independent of PVS.



**California Online  
Public Schools**

**Travel Policies**

Business expenses incurred by employees and members of the Board of Directors are reimbursable. An authorized/approved Employee Expense Report is always required, containing a full accounting of expenses to be reimbursed. Prior approval is required in order to submit claims for reimbursements.

Reimbursements may be made for the following:

**1. Mileage**

- Mileage will be reimbursed from home to the work/event location at the IRS authorized rate and capped at the average local rental car rate.
- Employees whose assigned work location is “in office”; daily commuting is not reimbursable
- Employees whose assigned work location is “remote”; daily commuting will only be reimbursed for mandatory work related functions, not social or team gatherings.

**2. Meals**

- Breakfast (if travel starts prior to 7:00 a.m.)                     \$20.00
- Lunch   \$20.00
- Dinner (if travel ends after 7:00 p.m.)                                 \$40.00

Total \$80.00

Customary tips as reflected on receipts will be included, not to exceed 20%. Alcoholic beverages will not be reimbursed; no receipt with alcoholic beverages are allowable. Meal reimbursements are based on the allowable meal amounts, and not per day amounts. Reimbursement will also be based upon the time travel begins and ends.

**3. Incidentals**

All necessary and actual expenses, such as parking fees, bridges, tolls, checked bag fees, and taxis/rideshare will be reimbursed to the extent allowed by law and supported by original receipt.

**4. Personal Automobile / Rentals**

When more than one person is attending the same conference or meeting, ride sharing should occur. If the employees choose to take their own cars, the organization will pay at the IRS authorized rate per mile traveled, capped at the average local rental car rate for travel over 60 miles one-way. If an employee wishes to rent a vehicle instead of using their personal vehicle, they must select a midsize or smaller vehicle unless they are carpooling with three or more people and have permission from the Director of Finance or designee. Employees should always elect full coverage insurance during check out. Please refer to the Director of Financial Services or designee for questions regarding personal vehicle / rental use.

**5. Air Travel**

For travel outside of California or border states, employees must use air travel unless exceptions are approved by the Superintendent or designee. All air travel must be secured via a CalOPS corporate card. Employees who have not been issued a corporate card must have their flight booked by a member of the Financial Services team with



the appropriate CalOPS corporate card. If a rental car is needed upon arriving at a destination which was flown too, a rental car is allowable with prior approval of the Director of Financial Services or designee, see **Personal Automobile / Rentals** section. Any personal changes requested after flights have been confirmed must be managed by the requesting staff and can not be charged to the schools unless changes are due to school needs.

## 6. Lodging

Hotels are allowable based on the following criteria:

- An employee may choose to request a hotel room if the work location is 30 miles or more from their home and the work assignment requires 2 or more days. In this instance, employees must travel to the work assignment on the first day, meaning the first night of the hotel stay will be after the conclusion of the first day of the work assignment. The employee must check out of the hotel on the morning of their last day of the work assignment. Exceptions to this rule must be approved by the Director of Financial Services or designee.
- An employee may choose to request a hotel room if the work location is 90 miles or more from their home and the work assignment is only 1 day. In this instance, employees must check into the hotel the night before the work assignment. The employee must check out of the hotel on the morning of the day of the work assignment. Exceptions to this rule must be approved by the Director of Financial Services or designee.

All lodging must be booked by a member of the Financial Services Team unless approved by the Director of Financial Services or designee. All lodging claims must be accompanied by an original receipt. Hotel upgrades and extended day needs can not be charged to the schools.

## 7. Forms - Submission and Approval

The ["Conference, Workshop and Meeting Request"](#) form must be completed and approved before the trip occurs, preferably 6 weeks in advance to ensure approval and processing time. Reimbursement claims should be submitted within 30 days but no later than 60 days to the Finance Department following the event.

## 8. Proof of Payment Requirements

Reimbursements for registration, lodging, meal reimbursements and travel incidentals will be made with employee proof of purchase. A copy of the itemized receipt showing a zero balance is required. Receipts need to include the vendor name, transaction date (including year), amount spent (including subtotal plus tax), and itemized list of the purchase. Receipts should never include alcoholic beverages, gifts or gift cards.

Non-employees may be authorized to travel as representatives of the Organization by action of the Board of Directors. In such instances, the conditions of this policy shall apply.

# Coversheet

## Policy, Compliance, and State Accountability Report

**Section:** III. Oral Reports  
**Item:** D. Policy, Compliance, and State Accountability Report  
**Purpose:** FYI  
**Submitted by:**  
**Related Material:** CalOPS Board Policy Report September 2023.pdf

# September 2023 CalOPS Board Policy Update

---

## Branche Jones - Lobbyist

We were recently introduced to Mr Branche Jones through another Charter School Superintendent who has worked with him for some time. We are meeting with him regularly and have found his support and knowledge of the political systems in Sacramento to be an excellent support.



Branché Jones is a Sacramento based lobbyist and political consultant. He has worked in the State Legislature and on numerous political campaigns throughout California. Branché began his career working on local and legislative campaigns in California. One of the first campaigns that he managed led to the election of the first African-American woman to the Sacramento City Council; he then went on to serve as her Chief of Staff. While working in the legislature he staffed several members of the legislature on educational, agricultural, appropriations and labor issues. He also worked on the floor of the State Assembly and State Senate for the Democratic leadership, advising several members of the leadership on legislative procedure. After that Branché lobbied for the San Francisco Unified

School District and served for seven years as the Vice President of Governmental Affairs for the California Charter Schools Association. For the Association he handled all legislative and political issues in California and Washington DC, while managing a team of lobbyists and consultants. Currently, he manages his own lobbying and consulting firm in Sacramento.

## Omnibus Trailer Bill

The Education Omnibus Budget Trailer was signed into law by Governor Newsom on July 10, 2023. Included in these bills are three provisions applicable to charter schools: 1) the term of all charter schools whose charters expire between January 1, 2024, and June 30, 2027, are extended by one additional year; 2) the moratorium on nonclassroom-based charter schools will remain in place for an additional year; and, 3) on review of charter petition appeals the SBE must give local board's decisions the highest level of deference under the abuse of discretion standard.

## Proposed Changes to Independent Studies Laws

The California Department of Education (CDE) and State Superintendent Tony Thurmond are proposing an extensive set of amendments to the complex regulations that govern independent study in California schools. On Tuesday, August 1, the CDE held a hearing to solicit public input on the proposed amendments. CSDC, CCSA, as well as Mr. Jones, have all voiced their opposition to these proposed changes and are continuing to monitor the progress.

As part of this proposal, Mr. Thurmond has asked that the Legislative Analyst's Office (LAO) and The Fiscal Crisis and Management Assistance Team (FCMAT) convene a study on the current Non-Classroom Based (NCB) rules and regulations. As part of this process the LAO has interviewed a number of NCB School Leaders including our very own Dr. Savage on 8/21/23. The findings of the study are set to be completed and published by March of 2024. We will continue to monitor this process and keep you updated.

## End of the Legislative Session

The Legislature reconvened on Monday, August 14 for the final sprint before they adjourn for the year on September 14. The fate of key school facility funding and policy bills will be decided by September 1, the deadline for bills to be approved by the appropriations committees in both the Senate and the Assembly. Starting in the 1980s, the appropriations committees have used the “suspense file” to hold bills with fiscal implications. This practice allows legislative leaders and the governor’s staff to reconcile policy proposals and budget priorities as a whole. It’s also a convenient place for expensive, controversial bills to die with dignity because it doesn’t require a “no” vote from any member: bills placed on the suspense file are in limbo until the September 1 deadline. Once that deadline passes, bills that haven’t had votes are effectively done—at least for this year. Unfortunately, some of these bills may be revived in January, when the legislature reconvenes for the second half of the two-year session. (CSDC)

## California State Senate Elected New Leader

The California Senate will get a new leader after Democrats on Monday tapped a North Coast lawmaker as the next president pro tem of the upper house, marking a transition at the Legislature’s top ranks from leaders who represent urban population centers to rising power for politicians from largely rural districts.

State Sen. Mike McGuire (D-Healdsburg) will take over for Senate President Pro Tem Toni Atkins (D-San Diego) at a yet-to-be-determined date in 2024, according to a statement issued by the two leaders. The transition in the Senate comes after a busy weekend of political wrangling over the succession. McGuire, 44, solidified his position with the support of Atkins, who terms out of office next year. The change represents a second reshuffling of power in the Legislature this year and, as a result, a diminished role for Southern California lawmakers. [Assembly Speaker Robert Rivas \(D-Hollister\) replaced Lakewood lawmaker Anthony Rendon](#) as the leader of the lower house this summer.

A native Californian, McGuire is known in Sacramento for his work on wildfire and the environment, key issues to his constituents in a district that encompasses much of the Northern California coast from Del Norte County at the Oregon border down through Marin County. McGuire, who terms out in 2026, has been an outspoken critic of Pacific Gas & Electric, calling out the company for not maintaining its equipment, failing to cut back vegetation around power lines and for causing wildfires. As a confidant and No. 2 to Atkins, McGuire was intimately involved in landing policy deals among the governor, Senate and Assembly on [the infrastructure plan this year](#) and the [climate package last year](#).

Atkins has led the Senate since 2018, when she was sworn in as the first woman and openly LGBTQ+ president pro tem in state history. She was named president pro tem of the Senate two years after serving as speaker of the Assembly, becoming [the first legislator to hold both leadership posts since 1871](#).

# Coversheet

## Approval of Minutes from the June 21, 2023 Board Meeting (attached)

**Section:** IV. Consent Items  
**Item:** A. Approval of Minutes from the June 21, 2023 Board Meeting (attached)  
**Purpose:** Vote  
**Submitted by:**  
**Related Material:** 2023\_06\_21\_board\_meeting\_minutes.pdf

DRAFT



## California Connections Academy

### Minutes

#### California Online Public Schools (CalOPS) Annual Board Meeting

---

**Date and Time**

Wednesday June 21, 2023 at 3:30 PM

**Location**

- CalCA NorCal: 580 N. Wilma Avenue, Suite G, Ripon, CA 95366
- CalCA SoCal: 33272 Valle Road, San Juan Capistrano, CA 92675
- 23091 Arden Street, Lake Forest, CA 92630
- 1201 Cara Road, Dinuba, CA 93618
- 8422 Madison Avenue, Fair Oaks, CA 95628
- 3753 W. Norberry Street, Lancaster, CA 93536
- 32946 Calle San Marcos San Juan Capistrano, 92675
- 9423 Reseda Blvd. Apt#230, Northridge, CA 91324
- 5716 Owl's Nest Drive, Santa Rosa, CA 95409

---

Join Zoom Meeting

<https://zoom.us/j/99738547973>

Meeting ID: 997 3854 7973

Dial In:

+1 (669) 444-9171 ext. 99738547973# US

---

This meeting is open to the public in person and via teleconference. For information about this meeting or for members of the public who require special accommodations to attend, contact the school offices: Bernie Jamero at (209) 253-1208 or Eva McGahey at (714) 248-6179 at least 24 hours prior to the meeting. The Board packet can be made available for public review by contacting the school offices prior to the Board meeting in compliance with California open meeting law.

---

### **Directors Present**

D. Rivas (remote), E. Wickliffe (remote), M. Henjum (remote), M. Nunez (remote)

### **Directors Absent**

A. Pulsipher, E. Pavlich, P. Hedrick

### **Guests Present**

A. Larsen (remote), C. Sanchez Reyes (remote), D. Hertzler (remote), D. Kozub (remote), E. McGahey, H. Roney (remote), J. Colombero (remote), Jason Sitomer (remote), L. Carter (remote), L. Dombek (remote), L. Johnson (remote), M. White (remote), Matt Percin (remote), Melissa Hatch (remote), R. Romero (remote), R. Savage (remote), S. Ford (remote), V. Acosta

---

## **I. Opening Items**

### **A. Call the Meeting to Order**

D. Rivas called a meeting of the board of directors of California Connections Academy to order on Wednesday Jun 21, 2023 at 3:39 PM.

### **B. Roll Call**

Melissa Hatch - Brandastic Digital Marketing Agency Marketing Strategy Manager

Matt Percin - Charter Impact Director of Client Finance

Jason Sitomer - Charter Impact Managing Director

Chandre Sanchez - PVS Academic Success Partner

Donna Kozub - PVS School Financial Services

Laura Johnson - PVS School Success Partner

Viridiana Acosta - CalCA Executive Assistant - in person at Ripon Office

Eva McGahey - CalCA Administrative Assistant - in person at CAPO Office

Ashley Larsen - CalCA Administrative Assistant

Marcus White - CalCA Elementary School Principal

Richard Savage - CalCA Superintendent

Richie Romero - CalCA Deputy Superintendent

Steve Ford - CalCA Assistant Superintendent of Human Resources

Dan Hertzler - CalCA Director of Business Services

LaChelle Carter - CalCA Director of Finance

Leslie Dombek - CalCA Director of Student Achievement

Julie Colombero - CalCA California Family Outreach

Harold Roney - Director of Student Services

### **C. Approval of Agenda**

M. Nunez made a motion to approve the Agenda.

D. Rivas seconded the motion.

The board **VOTED** to approve the motion.

**Roll Call**

- P. Hedrick Absent
- D. Rivas Aye
- M. Henjum Aye
- E. Wickliffe Aye
- M. Nunez Aye
- E. Pavlich Absent
- A. Pulsipher Absent

**II. Oral Reports**

**A. Superintendent's Report**

R. Savage updates on graduation activities. UC Berkley graduation ceremony was fantastic. The CalCA staff does a phenomenal job with these types of student celebrations. UCI will come tomorrow at 11am. Winding down the school year currently, but the team is prepared for the challenge.

The enrollment team is moving along well, better even than anticipated with ITR. Staffing is in good order for the coming school year.

In regards to the sponsoring school update, Scotts Valley Unified for Monterey Bay, Ripon Unified for NorCal, and Middletown Unified for North Bay have all been sent letters. This is to begin the process of Charter Renewal. There were some questions, Ripon Unified is inquiring about the report to their Board and R. Savage and his team will gather to prepare this report to be given towards the end of July.

**B. Principals' Report (attached)**

M. White updates on Elementary. Tomorrow is the last day of school! It is a busy time trying to finish out the assignments, portfolios, and student work to end the school year on a good note. Looking forward to a well deserved summer vacation and a strong start to next school year.

K. Mannix could not attend due to travel for graduation ceremonies.

**C. CalCA Financial Report**

L. Carter informs the Board that H. Tamayo's absence at today's meeting is due to her attendance at CalCA's NorCal 8th grade promotion, live for the first time since the COVID pandemic.

In regards to the Financial Report, about 88% of the general revenue has come in, which leaves us in a good spot. With spending, we are at 84% and will likely not hit 100% expected spending for this school year. All Pearson invoices have been paid through April for all schools except Central Coast. Given Board approval for the May invoices, they will go out through the month of July upon returning from break.

The winter report has been revealed, but when the spring report is posted, Charter Impact will be doing the footwork to apply for federal funding for our two smallest charters.



Funding determinations were successfully submitted and approved for 100% funding. SPED contracts are in the works now, to be addressed in a later Agenda Item.

#### **D. Policy and Compliance Report**

D. Hertzler thanks L. Johnson for providing documentation for this item. Budget is on schedule as far as the state level. State Board of Education has COLA set in place with ~8.25% to LCFF.

The budget deficit at the state level has not led to any budget cuts for K-12 education. No major items will affect our charter schools as of now.

The charter renewal update will be discussed in more detail later on in this Agenda. In overview, we are looking to renew charters for NorCal, Monterey Bay, and North Bay for 5 years.

### **III. Consent Items**

**A. Approval of Minutes from the May 23, 2023 Board Meeting (attached)**

**B. Approval of Staffing Report (attached)**

**C. Approval of Pearson Invoice(s) (attached)**

**D. Approval of Contracts over \$20k (attached)**

**E. Approval of Evaluation Software Purchase (attached)**

**F. Approval of Regular Vendor List and Associated Payments (attached)**

**G. Approval of Board Designee for Charter Petition Renewals (attached)**

M. Henjum made a motion to approve Consent Agenda Items A through G. The board **VOTED** to approve the motion.

#### **Roll Call**

E. Pavlich Absent

A. Pulsipher Absent

D. Rivas Aye

M. Henjum Aye

P. Hedrick Absent

M. Nunez Aye

E. Wickliffe Aye

### **IV. Action Items**

**A. Approval of Directors to Three Year Terms**

D. Hertzler confirms the two Board Members with expiring terms, Adam Pulsipher and Paul Hedrick, and explains that they both wish to renew for another 3 year term on the CalOPS Board.

M. Henjum made a motion to approve the Directors to Three Year Terms.

M. Nunez seconded the motion.

The board **VOTED** to approve the motion.

**Roll Call**

- E. Wickliffe Aye
- P. Hedrick Absent
- D. Rivas Aye
- M. Nunez Aye
- A. Pulsipher Absent
- M. Henjum Aye
- E. Pavlich Absent

**B. Approval of Officers for the 2023-2024 School Year**

D. Hertzler introduces the line up of Board of Director Officers for the upcoming 2023-2024 school year:

1. President - Elaine Pavlich
2. Vice President - Diana Rivas
3. Treasurer - Michael K. Henjum
4. Secretary - Adam Pulsipher

M. Nunez made a motion to approve the Board of Directors Officers for the 2023-2024 school year.

E. Wickliffe seconded the motion.

The board **VOTED** to approve the motion.

**Roll Call**

- M. Henjum Aye
- A. Pulsipher Absent
- M. Nunez Aye
- P. Hedrick Absent
- E. Wickliffe Aye
- D. Rivas Aye
- E. Pavlich Absent

**C. Approval of 2023-2024 Preliminary Budgets (attached)**

J. Sitomer shares his screen and presents 6 individual budgets for the 6 CalCA charter schools (attached).

D. Rivas asks for more elaboration regarding the Revenue and Expense slide. M Percin chimes in that there may be slight differences between schools by percentages just due to the amount of students. J. Sitomer continues that the differences look misleading, but it just has to do with the difference in budgets per school and how it applies to the total staff.

M. Henjum made a motion to approve the 2023-2024 Preliminary Budgets.

M. Nunez seconded the motion.

The board **VOTED** to approve the motion.

**Roll Call**

- E. Wickliffe Aye
- P. Hedrick Absent
- D. Rivas Aye
- E. Pavlich Absent
- M. Nunez Aye
- A. Pulsipher Absent
- M. Henjum Aye

**D. Approval of Local Control and Accountability Plans (LCAPs) (attached)**

L. Dombek presents the LCAP, explaining that it is great at showing the how, what, and why programs and services are selected, and how it directly aligns with schoolwide goals and actions towards these goals. Increase in grade rate partially due to PS, it went from 87% to 93%. There has also been an increase in biweekly contact with students from 94.9% to 99.3%.

L. Dombek requests approval to CalCAs LCAPs.

M. Henjum made a motion to approve the Local Control and Accountability Plans (LCAPs).

D. Rivas seconded the motion.

The board **VOTED** to approve the motion.

**Roll Call**

- E. Wickliffe Aye
- E. Pavlich Absent
- A. Pulsipher Absent
- P. Hedrick Absent
- M. Henjum Aye
- D. Rivas Aye
- M. Nunez Aye

**E. Approval of CalCA Board of Directors Bylaws Update and Renewal (attached)**

D. Hertzler presents the Updated Bylaws for Renewal. New point allows for a high school student to sit on the Board for a 1 year term if they so choose.

D. Rivas inquires about how it would be decided who would be sitting on the board if multiple students were interested. D. Hertzler explains the election process that would commence to vote on a student for the board position.

M. Henjum asks if there is a process to determine which students are eligible to sit on the Board and D. Hertzler states that no, this would be something to be brought up from the high school level and escalate from there, but presumably it would have to do with the student being in good standing, ie good attendance and passing grades.

M. Nunez made a motion to approve the CalCA Board of Directors Bylaws Update and Renewal.

E. Wickliffe seconded the motion.

The board **VOTED** to approve the motion.

**Roll Call**

P. Hedrick Absent

M. Nunez Aye

E. Pavlich Absent

M. Henjum Aye

A. Pulsipher Absent

E. Wickliffe Aye

D. Rivas Aye

**F. Approval of Master Contract and List of Special Education Providers and Authorization of the Director of Finance to Negotiate, Amend, Finalize, and Execute Contracts Listed and Any Future Providers for the 2023-2024 School Year (attached)**

L. Carter notes that this item is an annual Agenda Item. The Master Contract is directly from SELPA, it has been used for several years and each year is vetted for changes that would negatively impact the schools. The second attachment on this item explains the addendum of fees to match the previous school year as it is an extension of the school year rather than billing based off the coming school year.

D. Rivas inquires as to why the contract refers to 'private schools' when CalCA/CalOPS is a public online charter school. L. Carter answers that it has to do with vendor contracts and their classification, not ours.

M. Henjum made a motion to approve the Master Contract and List of Special Education Providers and Authorization of the Director of Finance to Negotiate, Amend, Finalize, and Execute Contracts Listed and Any Future Providers for the 2023-2024 School Year.

M. Nunez seconded the motion.

The board **VOTED** to approve the motion.

**Roll Call**

M. Nunez Aye

A. Pulsipher Absent

P. Hedrick Absent

M. Henjum Aye

D. Rivas Aye

E. Pavlich Absent

E. Wickliffe Aye

**G. Approval of College and Career Access Pathways Dual Enrollment Partnership Agreement (attached)**

L. Dombek asks for approval for College and Career Access Pathways Dual Enrollment Partnership Agreement with Saddleback College through June 30, 2026. The purpose is

to expand dual enrollment opportunities. It is a renewal as we have already been in partnership for the past two years.

D. Rivas asks how many students have utilized this program. L. Dombek answers 18-22 students on average, but we are always looking to increase this number.

M. Nunez made a motion to approve the College and Career Access Pathways Dual Enrollment Partnership Agreement.

E. Wickliffe seconded the motion.

The board **VOTED** to approve the motion.

**Roll Call**

P. Hedrick Absent

A. Pulsipher Absent

M. Nunez Aye

M. Henjum Aye

E. Wickliffe Aye

D. Rivas Aye

E. Pavlich Absent

**H. Approval of Associated Banking Resolutions (attached)**

L. Carter states that F. Sassin was removed from the Associated Banking Resolutions, but

The second document updates the list of signers for annual records.

The last document includes Charter Impact with limited access to prep for the future when they are handling accounts payable, payroll, etc.

D. Rivas asks about the extent of Charter Impact's permissions with the bank.

L. Carter notes that they only have the ability to complete payroll and deal with accounts payable. They are not able to make unauthorized deposits or withdrawals (outside of the check writing process), or move money in between accounts.

M. Henjum made a motion to approve the Associated Banking Resolutions.

E. Wickliffe seconded the motion.

The board **VOTED** to approve the motion.

**Roll Call**

A. Pulsipher Absent

M. Henjum Aye

E. Wickliffe Aye

P. Hedrick Absent

M. Nunez Aye

E. Pavlich Absent

D. Rivas Aye

**I. Approval of Education Protection Account Resolution and Budgets (attached)**

J. Sitomer presents the Education Protection Account Resolution and Budgets for all 6 schools and notes the differences between them (attached). He covers the amount of

money per school split between salaries and benefits. This is an item needing separate approval, but all information was reviewed in Action Item C.

M. Henjum made a motion to approve the Education Protection Account Resolution and Budgets.

D. Rivas seconded the motion.

The board **VOTED** to approve the motion.

**Roll Call**

A. Pulsipher Absent

P. Hedrick Absent

M. Nunez Aye

M. Henjum Aye

E. Wickliffe Aye

D. Rivas Aye

E. Pavlich Absent

**J. Approval of Marketing and Public Relations Budget for the 2023-2024 School Year (attached)**

J. Colombero introduces M. Hatch and the marketing vendor recently brought on, Brandastic Digital Marketing Agency.

M. Hatch introduces Brandastic and their background. She discusses some of the most recent endeavors for CalOPS within the support they are providing with email marketing, paid campaigns, and search engine optimization.

J. Colombero shares their screen to walk through the presentation on Brandastics proposal. This discusses the cost of services, what will be provided, goals for the team, etc.

D. Rivas asks when the partnership begins. J. Colombero states it will begin in July to get a jump on the new brand development.

M. Henjum made a motion to approve the Marketing and Public Relations Budget for the 2023-2024 School Year.

D. Rivas seconded the motion.

The board **VOTED** to approve the motion.

**Roll Call**

E. Pavlich Absent

A. Pulsipher Absent

E. Wickliffe Aye

D. Rivas Aye

M. Nunez Aye

P. Hedrick Absent

M. Henjum Aye

**V. Information Items**

**A. Pearson Virtual Schools Update**

L. Johnson notes that the enrollment team is supporting students and families through the 23-24 school year with ITRs. Preparations are under way for the start of the new school year, including products introduced in last month's Pearson Virtual Schools Update and Product Memo.

L. Johnson extended congratulations on successful EOY Events and the impact CalCA has on its students and families.

## **B. Local Indicator Report (attached)**

L. Dombek shares Local Indicator Report with the Board. Reports generally on the success of our schools. We are maintaining from last years stats on academic standards (priority 2) with full implementation marks. For priority 3, we are maintaining full implementation and sustainability in regards to relationships with our families and our staff.

## **VI. CLOSED SESSION**

### **A. Vote**

M. Henjum made a motion to move to Closed Session.

M. Nunez seconded the motion.

The board **VOTED** to approve the motion.

#### **Roll Call**

A. Pulsipher Absent

M. Henjum Aye

P. Hedrick Absent

M. Nunez Aye

E. Wickliffe Aye

D. Rivas Aye

E. Pavlich Absent

M. Henjum made a motion to leave Closed Session.

M. Nunez seconded the motion.

The board **VOTED** to approve the motion.

#### **Roll Call**

E. Pavlich Absent

P. Hedrick Absent

M. Nunez Aye

D. Rivas Aye

E. Wickliffe Aye

A. Pulsipher Absent

M. Henjum Aye

## **VII. Closing Items**

### **A. Adjourn Meeting**

M. Henjum made a motion to adjourn the meeting.

E. Wickliffe seconded the motion.

The board **VOTED** to approve the motion.

**Roll Call**

E. Pavlich Absent

A. Pulsipher Absent

M. Nunez Aye

D. Rivas Aye

E. Wickliffe Aye

P. Hedrick Absent

M. Henjum Aye

There being no further business to be transacted, and upon motion duly made, seconded and approved, the meeting was adjourned at 5:21 PM.

Respectfully Submitted,

D. Rivas



# Coversheet

## Approval of Staffing Report (attached)

**Section:** IV. Consent Items  
**Item:** B. Approval of Staffing Report (attached)  
**Purpose:** Vote  
**Submitted by:**  
**Related Material:** CALCA\_Staffing Report\_08.2023.pdf  
Amanda Koth Resume.pdf  
Atheana Rodrigues Resume.pdf  
Catherine Kang Resume.pdf  
Chase Losey Resume.pdf  
Chloe Calder Resume.pdf  
Haylee Davis Resume.pdf  
Heather Brandow Resume.pdf  
Jennifer Bartlett Resume.pdf  
Joe duran Resume.pdf  
John Teutimez III Resume.pdf  
Kimberly Pritikin Resume.pdf  
Megan Newmark Resume.pdf  
Naticia Fonseca Resume.pdf  
Nicholl Mikulka Resume.pdf  
Olivia Kessler Resume.pdf  
Phil Wenker Resume.pdf  
Rachel Idiart Resume.pdf  
Rebecca Politis Resume.pdf  
Rosalba Chavez Resume.pdf  
Samantah Behar Resume.pdf  
Shonna Bernard-Joseph Resume.pdf  
Sophie Loewner Resume.pdf  
Tamara Olsen Resume.pdf  
Vivian Nguyen Resume.pdf

**CALCA Staffing Report****New Hires**

<b>Name</b>	<b>Area</b>	<b>Compensation</b>	<b>Bonus Potential</b>	<b>Start Date</b>
Bartlett, Jennifer L.	Teacher - Special Ed	\$66,243.50		08/15/2023
Behar, Samantha M.	Teacher - Special Ed	\$74,948.44		08/15/2023
Bernard-Joseph, Shonna	Teacher - Secondary	\$67,220.00		08/15/2023
Brandow, Heather	Floating Teacher	\$64,289.93		08/15/2023
Calder, Chloe	Teacher - Special Ed	\$67,899.59		08/15/2023
Chavez, Rosalba	Teacher - Special Ed	\$73,120.43		08/15/2023
Davis, Haylee	Teacher - Special Ed	\$69,597.08		08/15/2023
Duran, Joe	Floating Teacher	\$62,721.88		08/15/2023
Fonseca, Naticia M.	Teacher - Special Ed	\$74,948.44		08/15/2023
Idiart, Rachel E.	Floating Teacher	\$58,243.50		08/15/2023
Kang, Catherine	Teacher - Secondary	\$66,362.09		08/15/2023
Kessler, Olivia	Floating Teacher	\$61,192.08		08/15/2023
Koth, Amanda	Teacher - Elementary	\$61,192.08	0.00	08/15/2023
Loewner, Sophie	Temporary Employee	\$25.00/hr		06/26/2023
Losey, Chase	School Admin Asst I	\$25.00/hr	0.00	06/05/2023
Mikulka, Nicholl A.	Staff SLP	\$94,142.22		08/15/2023
Newmark, Megan	Teacher - Elementary	\$59,699.59	0.00	08/15/2023
Nguyen, Vivian Q.	Teacher - Secondary	\$76,584.26		08/15/2023
Olsen, Tamara	Teacher - Special Ed	\$89,090.14		08/15/2023
Politis, Rebecca	Staff SLP	\$120,767.39		08/15/2023
Pritikin, Kimberly A.	Staff SLP	\$94,142.22		08/15/2023
Rodrigues, Atheana	School Admin Asst I	\$25.00/hr	0.00	06/15/2023
Teutimez III, John J.	Teacher - Special Ed	\$70,470.00	0.00	05/25/2023
Wenker, Phil	Asst Principal I	\$139,768.63		07/11/2023

**Departing Employees**

<b>Name</b>	<b>Area</b>	<b>Last Day of Work</b>	<b>Reason for Leaving</b>
Almond, Jennifer A.	Teacher - Special Ed	08/15/2023	Career Change
Carter, Darnell	Teacher - Secondary	08/15/2023	Career Change
Chamberlain, Joshua M.	Teacher - Special Ed	08/15/2023	Career Change
Duehring, Jasmin	Teacher - Secondary	06/23/2023	Career Change
Dunker, William P.	Teacher - Secondary	08/03/2023	Career Change
Gregory, Brittney Y.	Teacher - Secondary	08/15/2023	Career Change
Harris, Haley L.	Teacher - Secondary	08/15/2023	Return to Brick & Mortar
Huber, Jodie A.	Teacher - Special Ed	08/15/2023	No Reason Given
Johnson, Jessica M.	Teacher - Elementary	08/15/2023	Return to Brick & Mortar
Mancillas, Rachel	Teacher - Elementary	08/14/2023	Personal Reasons
Sanderlin, Allison M.	Teacher - Elementary	08/15/2023	Personal Reasons
Todd, Lisa M.	Teacher - Secondary	07/24/2023	Transferred out

**Promotion / Position Changes**

<b>Name</b>	<b>Former Position</b>	<b>New Position</b>	<b>Compensation</b>	<b>Bonus Potential</b>	<b>Start Date</b>
Barcenas, Leticia I.	Teacher - Secondary	Coordinator of ELD	\$170,576.40	0.00	08/15/2023
Bressel, Brooke N.	School Admin Asst I	School Admin Asst II	\$28.00	0.00	07/01/2023
Colombero, Julie B.	Sr Mgr School Outreach	CalOPS Director of Family	\$126,322.44	0.00	07/01/2023
Harris, Chanel C.	Teacher - Special Ed	Coord St Services	\$79,198.57	0.00	08/16/2023
Raines, Lindsey	School Admin Asst I	School Admin Asst II	\$28.00	0.00	07/01/2023

# AMANDA KOTH

## PROFILE

Enthusiastic elementary teacher with 7+ years of experience delivering engaging lessons. Driven to engage reluctant learners, foster positive communication with parents, and collaborate with fellow teachers. Skilled in positive behavior management, confident in building rigorous online learning, and eager to use data to inform instruction. Passionate about impacting lives through connection.

## EDUCATION

**Boston College, MA**— M.Ed. in Global Perspectives on Teaching and Learning, 2022

**Bob Jones University, SC** — BA in Elementary Education, 2010; MA in Counseling, 2012

**Valley City State University, ND** — 15 credits toward a M.Ed. in Teaching and Technology

## EXPERIENCE

### **Elementary Team Lead/ 4th-6th Grade Teacher, Alamosa Online School; Alamosa, CO — 2020-**

Responsible for overseeing the educational success and social-emotional well-being of 4th-6th grade online students. Fills the following roles: Teacher, Reading Interventionist, Gifted and Talented Coordinator, Assessment Coordinator, Parent Liaison, Safety Committee, District and School Accountability Committees, represents Alamosa Online School to Board of Education, School Social Media Manager, Curriculum Coordinator, Tech Support, PowerSchool Admin. Champions students and families in order to provide an equitable education for every student.

### **3rd- 5th Grade Critical Thinking Teacher, Coperni 2; Colorado Springs, CO — 2019-2020**

Developed rigorous, relevant curriculum to teach problem solving, critical thinking, and information literacy. Worked with grade-level teams to align with reading, math and science standards. Utilized daily checks of learning to assign leveled practice of each day's objective. Created a website for students to learn 21st century skills and implemented Google Classroom prior to COVID. Adapted to fully-live online teaching with three 75-minute blocks online daily. Assisted admin, parents, students and teachers in the transition to online learning due to COVID-19.

### **3rd Grade Teacher/ Behavior Specialist, Colorado Military Academy; Colorado Springs, CO — Feb. 2018- Jul. 2019**

Provided emotional and academic support for specific students in and outside the classroom; worked with headmaster to develop 504s and met with parents. Led a team of third grade teachers to create rigorous curriculum. Organized three on-site and two off-site field trips for students at no additional cost to the school. Collaborated with office staff to ensure teachers and PowerSchool coordinator were on the same page. Spearheaded Winter and Spring NWEA MAP testing.

### **Fourth Grade Teacher, Welcome Elementary School; Greenville, SC — 2014- 2015**

In a school with 98% f/r lunch, had 100% parent participation and at least 60% of students grow in Math and Reading MAP. Worked with special education coordinator to teach integrated writing.

## SKILLS

Proficient in parent communication, Zoom, and Google Suite for Education; Experienced in PBIS, Leader in Me, Love and Logic, STEM, and strategies to manage attention-seeking/ defiant behavior.

**Atheana L. Rodrigues**

To find a rewarding position that will assist me in achieving my goals while learning all aspects of Customer Service and Business Management. Extensive experience working, communicating, and interacting with individuals in a Business like setting.

Professional Work Experience:

**Nissan of Stockton** - Accounting Clerk

- Accounting Payables
- Accounting Receivable
- Financial Statement, Monthly Vendor Statements, Cash Sales Account

**Elk Grove Buick GMC** - Office Manager- July 2020-October 2022

- Human Resource
- Accounting AP/ AR
- Payroll

**River Islands Technology Academy**- First Grade Paraprofessional August 2019- June 2020

**King Builders, Inc.** - Office Manager March 2018-March 2019

- Human Resource
- Accounting
- Payroll
- Construction Office Duties

**Teased the Beauty Bar**- Owner/ Hairstylist January 2017- February 2018

- Customer Service in Salon Setting
- Business Accounting

**California College of Barbering and Cosmetology**- Registrar/ Office Admin. October 2016-December 2017

- Managed School Staff
- School Admin
- Accounting
- Student Tuition, Attendance, and Grades

**Charles Henry Company**- Admin/ Marketing Director April 2012-October 2016

- Minimal HR Duties
- Accounting AP/AR
- Payroll

**BMW/ Mini of San Francisco**- Office Manager. April 2008-March 2011

- Customer Service in Car Dealership Setting
- Clerical / Minimal HR

Education: **University of Nevada Las Vegas** – Business Management



# CATHERINE KANG

MATH TEACHER



## Education

### WESTERN GOVERNORS UNIVERSITY

January 2021 - July 2023

Master of Arts in Teaching, Mathematics Education (Middle Grades)

### UNIVERSITY OF ILLINOIS AT URBANA-CHAMPAIGN

2003-2005

Master of Arts in Teaching English as a Second Language (TESL)

### UNIVERSITY OF ILLINOIS AT URBANA-CHAMPAIGN

1997-2001

Bachelor of Liberal Arts and Science in English and Minor in Linguistics

## Certification

### Preliminary Single Subject Credential - Foundational Mathematics

Date Issued: July 27, 2023

### 30-Day Substitute Teaching Credential

Valid until Sept. 1, 2023

## Teaching Experience

### COLUMBIA SCHOOL

El Monte, CA

4. 2021 - 5. 2023

#### MATH STUDENT TEACHER - CLINICAL AND PRECLINICAL STUDIES

- Taught 7th & 8th-grade mathematics - basic arithmetic, Pre-algebra, Algebra, Integrated Math, and Geometry
- Differentiated instruction and academic support for students with IEP and English learners
- Utilized technology to support instruction - Google Classroom, Desmos, Geogebra, Khan Academy

### SELF-EMPLOYED

2018 - Present

#### PRIVATE TUTOR

- Tutoring K-8th Math and English Language Arts
- Tutoring ESL – children and adults

### ARCADIA

### CHRISTIAN SCHOOL

Arcadia, CA

2017 - 2019

#### JUNIOR HIGH ENGLISH TEACHER

- Taught 6th, 7th, and 8th grade English Language Arts
- Differentiated instruction and academic support for English learners
- Participated in weekly teacher meetings and professional development training

#### SUMMER INTENSIVE PROGRAM COORDINATOR (SUMMER 2018)

- Directed and created the summer academic program at Arcadia Christian School
- Developed and oversaw the curriculum for kindergarten, first/second-grade classes, and the junior high writing program
- Led teacher training and collaboration meetings for the summer program
- Managed registration, bookkeeping, and marketing

#### K-5 ESL Teacher

- Developed ESL program, managed and administered ESL assessments
- Collaborated and supported general education teachers to support English learners in the classroom
- Conferenced with parents to discuss student progress and assessment scores

# CATHERINE KANG

MIDDLE SCHOOL MATH TEACHER

## Teaching Experience (Continued)

**ARCADIA****CHRISTIAN SCHOOL**

(Continued)

## INTERVENTION TEACHER K-8

- Provided pull-out services for students with IEPs for English and Math support
- Collaborated and supported general education teachers to support IEP students

**MY FATHER'S****HOUSE CHURCH**

San Marino, CA

2015 - 2017

## CHILDREN'S MINISTRY DIRECTOR

- Managed the elementary and preschool Sunday School programs and taught elementary students weekly
- Trained teachers to ensure they use classroom materials optimally and teach effectively
- Directed and organized the Vacation Bible School program for preschool to 5th grade during the summer session

**UC IRVINE**Division of Continuing  
Education &  
International Programs

Irvine, CA

2007 - 2011

## ESL INSTRUCTOR

- Taught academic ESL courses in reading, writing, speaking, and listening to beginner, intermediate, and advanced-leveled university students as part of the comprehensive 10-week English Language Program
- Served as the Lead Teacher for the Advanced Reading and Writing course
- Taught students enrolled in the Teaching Writing course and Professional Communication Skills course as part of the TEFL Teacher Training program
- Supervised ESL reading and writing assessments for level placement every quarter

**KAPLAN LANGUAGE  
SCHOOL**

Irvine, CA

2006-2007

## ESL INSTRUCTOR

- Taught academic listening, speaking, reading, and writing skills to adult ESL students at the intermediate and advanced levels

**TRUMAN COLLEGE**

Chicago, IL

2005-2006

## ESL ADJUNCT FACULTY

- Created and instructed lessons for Integrated Reading and Writing for Intermediate ESL college students
- Taught beginning to advanced pronunciation, speech, and group discussion courses
- Held weekly office hours to conference with students
- Counseled students on complete acclimation into college life in the United States

**UNIVERSITY OF  
ILLINOIS AT  
URBANA-  
CHAMPAIGN**

Urbana, IL

2005-2006

## ESL INSTRUCTOR

- Taught intermediate and advanced academic writing and oral communication to graduate ESL students
- Taught academic business writing and oral communication to Master of Finance and Accounting students
- Supervised and assessed level tests in writing and pronunciation for UIUC's Enhanced Placement Test
- Interfaced with colleagues every week to develop innovative teaching methods and create a new curriculum

## Additional Experience

**KOREAN-ENGLISH  
TRANSLATOR**

Glenview, IL

2005-2006

**ATTEA MIDDLE SCHOOL, SPRINGMAN MIDDLE SCHOOL, DISTRICT #34**

- Interpreted and presented information to Korean parents during parent-teacher conferences and IEP meetings



# Chase Losey

Aspiring Public School Counselor

## EXPERIENCE

### **Starbucks**, Rancho Santa Margarita & Costa Mesa — *Shift Manager*

SEPTEMBER 2021 - PRESENT

- Responsible for daily operations of the store while upholding standards of the management team
- Maintaining inventory and responsible for cash handling duties- customer transactions as well as daily deposits and working with US Bank to ensure accuracy
- Maintain a safe and hazard free environment, working with and scheduling maintenance team when in need of facility repairs
- Maintain a positive environment that keeps customers coming back, and employees happy and feeling empowered when they come to work
- Collaboration with my team to ensure our customer connections and satisfaction were top priority

### **InterCare Therapy**, Compton, CA — *Behavior Interventionist*

MAY 2021 - SEPTEMBER 2021

- Working with young children on the autism spectrum in their home while implementing ABA practices
- Facilitating communication between parents, case workers, and insurance companies as needed to provide effective treatment for clients
- Running trials and data collection to document behavior changes in client according to specific treatment goals for each individual client

### **Nanny For Family of Three**, Torrance, CA - HomeSchool Teacher

AUGUST 2020 - MAY 2021

- Responsible for play, meals, education, and daily wellness for children ages two, seven, and fifteen

### **YMCA**, Castille Elementary School — *Teacher II*

JANUARY 2019 - APRIL 2020

- Created and implemented curriculum in my classroom based on CORE and STEM practices for Kinders and 1st Graders in the program
- Maintained safety and cleanliness based on licensing standards
- Facilitated communication between Castille teachers and staff/admin, students, and parents
- Provided a safe, educational, fun, and nurturing environment for students

## SKILLS

Great communication and interpersonal connections

Experience with general customer service and especially working in education with students, parents, teachers, and administration

Strong work ethic and dedication to my job

Prioritize teamwork and compromise

Ability to prioritize tasks and delegate when necessary

Organized and energized by problem solving and making a positive difference!

## CERTIFICATIONS

Registered Behavior Technician  
Child Abuse Prevention Training  
DPR Management in Child Care  
CPR/First Aid

## EDUCATION

Graduated March 2022 from University of California, Irvine

B.A. English - Specialization in English for Future Teachers

## REFERENCES

Eva McGahey  
CalCA Referral (949) 234-7837

Calley Greenwood  
Starbucks Manager (510) 828-2523

Edith Castillo  
Starbucks Manager (714) 606-3993

## FURTHER WORK AND EDUCATION EXPERIENCE AVAILABLE UPON REQUEST



# Chloe Calder

---

EDUCATION	
<p><b><u>2015-2018</u></b>                      California State University of Long Beach  <b>B.A. Liberal Studies</b>  <b>Multiple Subject Teaching Credential</b>  <b>Education Specialist Teaching Credential</b>  <b>Mild/Moderate</b></p>	<p><b><u>2013-2015</u></b>                      Santiago Canyon Community College                      Orange, CA  <b>AA Degree Liberal Studies</b></p>
PROFESSIONAL EXPERIENCE	
<p><b>Aug 2022 - June 2023</b></p>	<p><b>Special Education Teacher RSP Grade 7-8</b>                      iQ Academy - Los Angeles                      Virtual School based in Simi Valley, CA</p>
<p><b>Aug 2019 - June 2021</b></p>	<p><b>Special Education Teacher Mild/Moderate</b>                      Roosevelt Elementary School                      Compton, CA</p>
<p><b>Aug 2018 - June 2019</b></p>	<p><b>Special Education Teacher Mild/Moderate</b>                      Paramount Park Middle School                      Paramount, CA</p>
REFERENCES	
<p>Lidiana Portales Blair, Ed.D  <a href="mailto:Lidiana.portalesblair@csulb.edu">Lidiana.portalesblair@csulb.edu</a>                      805 220 8362</p>	<p>Belki McConnell  <a href="mailto:bmccconnell@comptonusd.net">bmccconnell@comptonusd.net</a>                      310 898 6350</p>
SKILLS	
<ul style="list-style-type: none"> <li>● Positive Behavioral Intervention and Supports</li> <li>● Universal Design for Learning</li> </ul>	
AWARDS AND ADDITIONAL QUALIFICATIONS	
<ul style="list-style-type: none"> <li>● Math Subject Authorization - CSULB</li> <li>● Proficient in Zoom</li> <li>● Proficient in multiple IEP writing softwares</li> </ul>	<ul style="list-style-type: none"> <li>● Knowledge of multiple softwares to virtually check student understanding</li> <li>● Ability to create virtual lessons</li> </ul>

# Haylee Davis

## EDUCATION SPECIALIST

Leadership • Team Building • Collaborative • Clear Objectives • Relationships • Individualized Education Plans • Positive Behavior Supports • Accommodations • Modifications • Data Driven

- ✓ Individualized education plans based on assessed needs leading to goal development and appropriate services.
- ✓ Utilized data to measure student progress to connect to pivotal achievement goals.
- ✓ Created a positive classroom climate and culture which celebrates diversity and acceptance for all.
- ✓ Implemented behavior intervention plans in detail to teach students replacement behaviors.
- ✓ Increased student engagement through strategies that align with Universal Design for Learning.
- ✓ Administered Standardized Assessments including the Woodcock Johnson IV.
- ✓ Utilized assistive technology and differentiated instruction to improve student learning outcomes.
- ✓ Build trusting relationships and leadership teams through open and positive communication channels

### Education

#### PRELIMINARY ADMINISTRATIVE CREDENTIAL

2021

*California State University, Chico*

- Focus on today's educational climate, development and implementation of school vision, state curriculum, implicit (hidden) curriculum, instructional leadership, improving student outcomes through assessments, facilitation of teacher growth, equity and adequacy, family and community engagement, ethics and integrity, legal requirements as it relates to education, etc.

#### MASTERS IN EDUCATION

2019

*California State University, Chico*

- Graduated with distinction
- Successfully completed the COMP exam with a focus on inclusion, the purpose of assessment, the role public education plays in a democracy.

#### EDUCATION SPECIALIST CREDENTIAL

2017

*California State University, Chico*

- 3.92 GPA Overall
- Authorizations in Autism Spectrum and English Language Learners.

#### BACHELORS IN LIBERAL STUDIES

2016

*California State University, Chico*

#### ASSOCIATES DEGREE IN LIBERAL STUDIES

2014

*Butte Community College, Oroville*

### Teaching Experience @ Santa Ana Unified School District


#### ITINERANT EDUCATION SPECIALIST

January 2018 – Present

- Secondary, intermediate, & elementary experience.

### References

DR. DEBORAH GARRETT, SCHOOL PSYCHOLOGIST/ERMHS SPECIALIST WITH SAUSD, 714-321-6337  
 DOLORES ALVARADO, DIRECTOR OF SPECIAL EDUCATION WITH SAUSD, 714-558-5801  
 DR. MICHAEL GULBRANSEN, COORDINATOR OF EDUCATION LEADERSHIP & ADMINISTRATION WITH CSU CHICO, 530-228-6567



# HEATHER BRANDOW

ELEMENTARY SCHOOL TEACHER

## CONTACT



## EDUCATION

### BACHELOR OF ARTS

Liberal Studies  
Communications Concentration  
CSU Stanislaus, California  
1999-2002

### GENERAL EDUCATION

Modesto Junior College  
Modesto, California  
1997-1999

## CERTIFICATIONS

### TEACHING CREDENTIAL

Texas Teaching Certificate EC-6

Clear Multiple Subject CA Teaching  
Credential

CSU Stanislaus, California  
2003

### CONTINUING EDUCATION

UC Davis  
Transitional Kindergarten Classes  
2020

Fresno Pacific University  
Classroom Curriculum

## PROFESSIONAL SUMMARY

I want to work with a school that will allow me to help students reach and surpass their potential to become lifelong learners. My ability to connect with students and parents along with my classroom management skills, willingness to go above and beyond to teach the curriculum, focused on SEL and finding ways to reach every type of learner. All these skills will allow me to be an asset to your school district.

## TEACHING EXPERIENCE

### TEACHER | 2022 – PRESENT

MELISSA ISD | Melissa, TX

- 3rd Grade Teacher
- UIL Coach – Number Sense 4th and 5th Grade
- Backwards planning, scaffolding, use formative assessment data to make instructional decisions.
- Sunshine Committee
- Site Based Committee – work with parents and members of the community
- SEL focused classroom – Morning Meetings, SEL lessons
- Gifted and Talented - Training

### TEACHER | 2021 – PRESENT

PROSPER ISD | Prosper, TX

- 4th Grade Math and Science Teacher
- UIL Coach – Ready Writing
- Started S.N.O.W. Days (Serving the Needs of Others in Winter)
- Backwards planning, scaffolding, use formative assessment data to make instructional decisions.
- Sunshine Committee
- SEL focused classroom – Morning Meetings

### LONG TERM SUBSTITUTE TEACHER | 2020 – 2021

PROSPER ISD | Prosper, TX

- Long term substitute in a 2<sup>nd</sup> grade virtual classroom
- Contributed to the 2<sup>nd</sup> grade team during long term position
- Great relationships with all staff at Baker
- Worked closely with the SEL Coach

# HEATHER BRANDOW

## CORE COMPETENCE

---

- Develop Lesson Plans
- Classroom Management
- Parent Communications
- SEL Focused
- Time Management
- Flexible

## PROFESSIONAL DEVELOPMENT

---

Science of Teaching Reading Certificate

iReady Training  
2022

Visible Learning Training  
2018-2020

iReady Math Training  
2019

Transitional Kindergarten Courses  
2019  
UC Davis

Diversity in the Classroom  
2018

Teaching Readiness  
2018-2019

## INTERESTS

---

#Family #Football  
#Crafts #Volunteering #BoatDays

## EXPERIENCE CONTINUED...

---

### KINDERGARTEN TEACHER | 2018-2020

COPPER HILLS ELEMENTARY | Clovis, CA

- Excellent connection with students and parents.
- Mentored ROP students each year.
- Collaborate with the kinder team to plan lessons and work on various learning strategies.
- Used Visible Learning in real life.
- Set reading, writing and math goals including what it takes to be a good learner.
- Yearbook Editor and Ad Organizer
- Art Leader – led Cultural Diversity Art Club and Veterans Art Contest.

### MOM OF 5 | 2003-forever

- I am raising my children to be lifelong learners who are thoughtful, hardworking, and honorable human beings.

### PRESIDENT-MEDICAL SALES DISTRIBUTOR | 2010-2016

MEDICAL PROFESSIONAL CONSULTANTS, INC | Fresno, CA

- Negotiated contracts with local hospitals
- Hiring of sales representatives to sell and cover surgeries.
- Billed hospitals.
- Bookkeeping.
- Received awards for top Distributor by parent company.

### PARENT VOLUNTEER | 2009-2018

COPPER HILLS ELEMENTARY | Clovis, CA

- School Site Council and DAC representative
- Sunshine Committee – celebrating teachers and staff, organizing luncheons for teachers
- PTC Board Member
- Room Mom – organized class parties, helped teachers in classroom with various projects

### VICE PRESIDENT | 2016-2019

STAMPEDE YOUTH FOOTBALL & CHEER | Clovis, Ca

- Helped organize annual golf tournament and other various fundraisers.
- Communications through email and website to over 100 athlete families.
- Organized player books for three football teams.

# Jennifer Bartlett

## Work Experience

---

### **Special Education Teacher**

Alvord Unified School District - Riverside, CA

August 2022 to Present

I create daily lessons that align with CCSS, write and utilize IEPs to meet each students individual needs, record and use data to meet academic and behavior goals, plan and lead frequent meetings with other school staff and parents to update IEPs and improve program, train support staff, supervise support staff, regularly assess students formally and informally to track progress, maintain confidentiality, keep parents, administrators, and any other stakeholders informed on student and program status.

### **SAI Teacher**

Covina Valley Unified School District - Covina, CA

November 2020 to Present

As the SAI teacher I provide support to full time and part time students in the self-contained classroom and during general education inclusion to meet a variety of needs. To support students I utilize modifications and accommodations in accordance with IEPs, conduct necessary meetings and write IEPs, create individualized lesson plans, administer state testing to students according to IEPs, ensure students are working towards IEP goals, including academic and social emotional goals, teach coping skills, determine effective de-escalation strategies, gather and analyze academic and behavior data, and collaborate with general education teachers. I also was in charge of 2 paraprofessionals at a time.

### **Special Education Teacher (Self-Contained)**

Yuma District One - Yuma, AZ

August 2018 to January 2020

As the special education teacher I provide support in the self-contained classroom and during general education inclusion for students in a behavior support program with varying needs. To support students I utilize modifications and accommodations in accordance with IEPs, conduct necessary meetings and write IEPs, create individualized lesson plans, administer state testing to students according to IEP, ensure students are working towards IEP goals, including academic and social emotional goals, teach coping skills, determine effective de-escalation strategies, gather and analyze academic and behavior data, and collaborate with general education teachers. I also was in charge of 3-4 paraprofessionals at a time.

### **Kindergarten Teacher**

Yuma District One - Yuma, AZ

August 2017 to July 2018

As the kindergarten teacher I created lesson plans, conducted assessments, taught skills in accordance with state standards, communicated with parents, and collaborated with teachers.

## **Long Term Substitute Teacher, Kindergarten**

Yuma District One - Yuma, AZ

March 2017 to May 2017

I was the long term substitute for a kindergarten classroom. As the teacher I created lesson plans, conducted assessments, taught skills in accordance with state standards, communicated with parents, and collaborated with teachers.

## **Special Education Paraprofessional**

DoDEA - Camp butler, Okinawa, Japan

January 2014 to December 2016

During my time as a Paraprofessional with DoDea I supported the special education teacher and students. Students had varying needs, including academic and behavior needs. I supported students with academic tasks in the general education classroom and special education classroom. I supervised students during structured and unstructured times. I also supported the speech language pathologist, which was the head of the IEP team, by scheduling IEP meetings, sending correspondence to parents, and maintaining records.

## Education

---

### **Master's in Special Education**

Northern Arizona University - Flagstaff, AZ

August 2018 to Present

### **Certificate in Teacher Alternative Certification**

University of West Florida - TeacherReady - Pensacola, FL

November 2015 to January 2017

### **Bachelor's in Graphic Design**

Brooks Institute of Photography - Santa Barbara, CA

January 2005 to October 2007

## Skills

---

- Teaching
- Microsoft office
- Special Education
- Crisis Intervention
- Autism Experience
- Case Management
- Classroom Management
- Graphic Design



# Joe Duran

Teacher

Passionate Elementary Teacher in both rural and urban settings. Proven history of creating engaged classroom environments supporting diverse educational styles. Versatile student-oriented approach consistently supporting optimum performance and advancement.

## PROFESSIONAL PROFILE

### Dual Immersion Elementary School Teacher

*Imagine Schools - Coachella, CA*

*August 2021 – Present*

- Established open communication and positive relationships with students, parents, peers, and administrative staff.
- Designed and presented lesson plans in one or more academic subjects using a variety of teaching techniques to appeal to various learning styles within an assigned grade level.
- Created lesson plans to correlate with state curriculum standards and devised educational programs to meet educational objectives.
- Provided a warm, supportive environment for developing academic, social, and emotional growth.
- Prepared and administered grade-specific tests and examinations regulated by the school district to monitor students' growth and to report progress to parents.
- Tutored and provided small group instruction to students with urgent intervention needs in both math and ELA

### 4th Grade Student Teacher

*Desert Sands Unified School District - Indio, CA*

*January 2021 – April 2021*

- Worked with the classroom teacher to learn about current standards and best practices
- Cultivated positive relationships with administration, teaching staff, and students.
- Delivered personalized educational, behavioral and emotional support to individual students to enable positive learning outcomes.
- Developed lesson plans that incorporated mandated topics and included immersive activities for student engagement.
- Observed and participated in special learning opportunities to expand horizons and learn different approaches.

### Substitute Teacher, K-5

*Centralia School District - Anaheim, CA*

*June 2019 – March 2020*

- Followed classroom plans left by the class teacher to continue student education and reinforce core concepts.
- Upheld classroom routines to support student environments and maintain consistent schedules.

- Organized and cleaned teaching areas after daily use to maintain high standards for returning teachers or other substitutes.
- Took over the class for the regular classroom teacher, managing assignments, student needs, and recordkeeping.

### **Teacher Assistant**

*Olive Crest Academy - Orange, CA*

*January 2018 – August 2019*

---

- Worked with teachers to design lesson plans and coordinate activities for classes, consistently noting successful ideas and identifying areas for improvement.
- Provided one-on-one and group-based learning support to maintain student progress and development.
- Kept students on-task with proactive behavior modification and positive reinforcement strategies.
- Performed staff monitoring duties such as overseeing recess, lunch, and daily student intake and dismissal.
- Kept records of student progress for teachers and parents and made notes on details such as behavior, grades, comprehension, and personal growth.

## **EDUCATION**

### **Western Governors University – Salt Lake City, UT**

*Master of Science: Curriculum And Instruction*

*June 2022*

---

### **Western Governors University – Salt Lake City, UT**

*Bachelor of Arts: Elementary Education*

*July 2021*

---

## **ADDITIONAL SKILLS**

- Bilingual in Spanish and English
  - Web and tech-savvy, require little to no training
  - State Standards Adherence
  - Positive Reinforcement Strategies
-

# John Teutimez III

EDUCATIONAL SPECIALIST TEACHER

## CONTACT



## EDUCATION

### Bachelor of Arts

California State Long Beach  
Long Beach, CA | 1998

### Single Subject Teaching Credential

California State Long Beach  
Long Beach, CA | 2002

### Educational Specialist Teaching Credential Moderate/Severe

Dominguez Hills University  
Carson, CA | 2003

## SKILLS

- Supervising students

## PROFILE

**I am a reliable, responsible, and hard working person.** I am a mature team worker and adaptable to all challenging situations. I am able to work well both in a team environment as well as using my own initiative. I am able to work well under pressure and adhere to all given deadlines.

## EXPERIENCE

### Educational Specialist Teacher Moderate/Severe

AUHSD | Hope School | 2003 - 2012

Contributed educational expertise to help student learning.

Supported student educational and vocational planning to help optimize learning strategies and long term career benefits.

Monitored progress of each student and provided formal and informal evaluation upon completion of work placements.

Assess student knowledge levels and abilities with assessments.

Community Based Instruction.

Monitored Vocational job sites.

### Educational Specialist Teacher Moderate/Severe

AUHSD | Kennedy High School | 2012 - Present

Maintain student attendance records and grades using Aeries.

Community Based weekly instruction.

Monitored Vocational job sites.

Contributed educational expertise to help student learning.

Supported student educational and vocational planning to help optimize learning strategies and long term career benefits.

Monitored progress of each student and provided formal and informal evaluation upon completion of work placements.

Assess student knowledge levels and abilities with assessments.

- Good Listening skills
  - Lesson planning
  - Critical Thinking
  - Conflict resolution
  - Completing assessments
  - Group and individual instructions
  - Classroom management
- 

ADDITIONAL EXPERIENCE

**WASC Co-Coordinator 2015-2016**

**ASB Co-Advisor 2016-2017**

**ASB Class Advisor 2013-2016**

**Varsity Golf Coach 2014-2019**

**Best Buddies Advisor 2020-Present**

**Co-Teaching Culinary 2017-Present**

# Kimberly A. Pritikin

---

## PROFESSIONAL SUMMARY

Dynamic leader and clinical speech/language pathologist well versed in developing, planning and implementing innovative solutions to patient care and health care team management. Serve as a subject matter expert in home health, school based services and early intervention as related to patient care and billing/reimbursement.

## PROFESSIONAL EXPERIENCE

### **Pearson Virtual Schools**

School Based Speech/Language Pathologist

Columbia, Maryland  
9/2017 to Current

Provide therapeutic and diagnostic speech and language services to school age children. Population includes regular education grades K-12, special education grades K-13+. Service delivery models include: individual and small group teletherapy, collaborative consultation.

### **Therapy Care, Ltd.**

Managing Director - Clinical Services

Batavia, Illinois  
8/2011 to 8/2017

Senior executive in charge of hiring, training, placement and supervision of 90 clinicians delivering speech, occupational, physical and developmental therapy and rehabilitation services to over 1500 patients monthly in the Chicago metro area, central Illinois, Florida, New Jersey and Virginia. Primary responsibilities include: company growth, clinical supervision, regulatory compliance, recruiting, office management and budgetary.

- Supports Therapy Care's mission, values, strategic goals and high standards of patient care.
- Develop the Corporate Compliance Program, including HIPAA, electronic health records and company policy.
- Directs the accurate, complete and timely provision of quality therapy services and documentation.
- Facilitate the coordination of care with other disciplines in compliance with regulatory, operational, and financial requirements.
- Manage all personnel activities from recruiting, interviewing and hiring candidates for assigned positions to providing orientation, training and ongoing education opportunities for both office and clinical staff.
- Monitors and evaluates clinical measures of performance for personnel to ensure competency standards are met.
- Coordinates and/or completes performance improvement activities involving therapy services.
- Provides supervision, direction and leadership to therapy staff and applicable office staff.
- Supervises assigned associate(s); ensures appropriate staffing levels and manages performance.
- Drive achievement of organizational goals and objectives.
- Ensures team members receive any additional appropriate training and career development opportunities deemed appropriate.
- Develop and maintain relationships with key partners in efforts to secure business opportunities.
- Increase revenue over a three year period from 1.5 million to 3.5 million dollars.

Clinical Supervisor

9/2007 to 8/2011

Coordinate the delivery and manage the quality of services provided by speech language pathologists in all settings. Primary responsibilities include: clinical supervision, recruiting and office management.

- Maintain frequent contact with all direct reports and all of the contract/school designees and supervisors.
- Address and resolve quality assurance issues in a timely manner with appropriate input from the President.
- Provide assessments, consultations and treatment of children/students in all assignments and document findings as needed.
- Attends facility team, IEP, IFSP meetings as requested.
- Review staff's documentation for appropriateness, accuracy, timeliness and completeness.
- Coordinates in-services and continuing education.
- Recruits, interviews, and assists in selection of clinical and office staff.
- Orient and train new personnel.

Early Intervention Speech/Language Pathologist 1/2011 to Present

Provide developmental speech and language services to children age birth to three including evaluation and treatment. Foster family involvement through implementation of a family based treatment approach in the natural environment. Participate and contribute to IFSP meetings and prepare reports according to authorizations.

School Based Speech/Language Pathologist 8/1996 to 9/2007

Provide therapeutic and diagnostic speech and language services to school age children. Population includes regular education grades K-5, primary and intermediate cross categorical, early childhood and pre-school phonology program. Service delivery models include: individual, small group, whole class instruction, collaborative consultation, inclusion, co-teaching and Response to Intervention.

Home Health Speech/Language Pathologist 3/1995 to 2/2000

Provide diagnostic and rehabilitative services for adults in a home care setting. Areas of treatment include: dysarthria, aphasia, dysphagia, apraxia and cognitive deficits.

**ECHO Joint Agreement** 8/1995 to 6/1996

Provided therapeutic co-teaching, speech and language services in a 6<sup>th</sup> grade communication development classroom. Areas of treatment include: oral literacy, print literacy, numeracy and social literacy. Focus was on whole language teaching and portfolio assessment.

**School District 100** 8/1994 to 7/1995

Provided therapeutic and diagnostic speech and language services to school age children. Population includes regular education grades K-5, primary and intermediate cross categorical, early childhood and pre-school phonology program. Service delivery models include: individual, small group, whole class instruction, collaborative consultation and inclusion.

## PRESENTATIONS

Invited Presentations:

Pritikin, K. (4/2008). Current Ethical Issues in Speech and Language. Guest Speaker at Governor's State University NSSHLA.

Pritikin, K & Vilt, J. (4/2011) Childhood Dysarthria. Guest speaker at Leyden Area Special Education Cooperative.

Pritikin, K. (7/2013, 7/2014, 11/2015). Early Intervention. Guest Speaker at Northern Illinois University.

Pritikin, K. & White A. (11/2015). Co-Teaching, Push-In, and Collaboration. Guest speaker at Proviso Area for Exceptional Children.

Pritikin, K. (2/2017) Medicaid Basics...And More. ISHA Convention

Pritikin K. (2/2019) Legislative & Regulatory Affairs Committee Update. ISHA Convention

Pritikin, K. (2/2020) Legislative & Regulatory Affairs Committee Update. ISHA Convention

Pritikin, K. & Brosius, V. (2/2020) Telepractice Panel Discussion. ISHA Convention

Pritikin, K. (10/2020) Telepractice Alumni Showcase. Guest speaker at Illinois State University Department of Communication Sciences and Disorders.

Pritikin, K. (2/2021) Billing 101. ISHA Convention

Pritikin, K. (6/2021) The Billing Conundrum. Guest speaker at Illinois State University Department of Communication Sciences and Disorders.

Pritikin, K, Bowman, J., Brosious, V, & Harvey-Northrop, J. (3/2022) Telepractice Committee Panel. ISHA Convention

Pritikin, K., Bowman, J. & Chmela, K. (3/2022) Billing & Reimbursement: Three Keys to Success. ISHA Convention

Company Presentations:

Pritikin, K. & Vilt, J. (3/2008). Documentation: Early Intervention and School Based. Approved through the Illinois Early Intervention Training Program.

Pritikin, K. (1/2009). Natural Environments and Bagless Therapy. Approved through the Illinois Early Intervention Training Program..

Pritikin, K. (10/2010). The Eligibility Fear Factor. Approved through the Illinois Early Intervention Training Program.

Pritikin, K. (1/2013). HIPAA, HITECH & FERPA. Approved through the Illinois Early Intervention Training Program.

Pritikin, K. (10/2014). Documentation Do's. Approved through the Illinois Early Intervention Training Program.

Pritikin, K. & White, A. (4/2015). Goal Writing. Approved through the Illinois Early Intervention Training Program.

Pritikin, K. & White, A. (10/2015). Co-Treatment in Early Intervention. Approved through the Early Intervention Training Program.

Pritikin, K. & Mikulka, N. (4/2022). Pearson Virtual Services LiveSpeech Overview.

## **PUBLICATIONS**

How Can We Support Student Readiness to Learn, Co-Author Brosius, V. & Pritikin, K. The ISHA Voice, October 2022.

Compensatory Services via Teletherapy: Expanding Equitable Access to Services, Co-Author Brosius, V. & Pritikin, K. The ISHA Voice, July 2022.

CPT Code Modifiers Explained, The ISHA Voice, April 2022.

- Legislative Update. The ISHA Voice. April, 2020.
- Legislative Update. The ISHA Voice. April, 2019.
- Seasons Change - So Do Requirements. *The ISHA Voice*. July, 2018.
- ASHA STARs. The ISHA Voice. July, 2018.
- ASHA STARs. ISHA Newsletter. October, 2017.
- ASHA STARs. ISHA Newsletter. April, 2017.
- ASHA STARs. ISHA Newsletter. July, 2016.
- ASHA STARs. ISHA Newsletter. April, 2016.
- ASHA STARs. ISHA Newsletter. January, 2016.
- Insurance Denials and Appeals. ISHA Newsletter. October, 2015.
- ASHA STARs. ISHA Newsletter. January, 2014.
- ASHA STARs. ISHA Newsletter. October, 2013.
- ASHA STARs. ISHA Newsletter. October, 2012.
- Thank You and Challenge to our Students. ISHA Newsletter. May, 2012.
- ASHA STARs. ISHA Newsletter. May, 2012.
- ASHA STARs. ISHA Newsletter. October, 2011.

**EDUCATION**

Illinois State University	Normal, Illinois
M.S. in Speech-Language Pathology	5/1994
Butler University	Indianapolis, Indiana
B.A. in Speech-Language Pathology	5/1992

**AWARDS/HONORS**

Plainfield Community Consolidated School District 202 Award of Excellence	4/2005
Plainfield Community Consolidated School District 202 CAPE Award	5/2007
ASHA ACE Award	2009, 2012, 2017, 2020, 2022
Pearson On-Line and Blended Learning Core Value Award	10/2019

**CREDENTIALS**

ASHA Certificate of Clinical Competence in Speech-Language Pathology	01109183
California License in Speech-Language Pathology	SP 26548
Georgia License in Speech-Language Pathology	SLP010309
Illinois License in Speech-Language Pathology	146.004701



Illinois Professional Educators License – Teaching	1942848
Indiana License in Speech-Language Pathology	22002816A
Massachusetts License in Speech Language Pathology	78567
New Jersey License in Speech-Language Pathology	41YS00600400
New Jersey Standard Teaching Certificate – Speech Language Specialist	939225
Washington State License in Speech Language Pathology	LL61335638

**PROFESSIONAL MEMBERSHIPS**

American Speech Language Hearing Association	7/1995 to Present
<ul style="list-style-type: none"> <li>● Special Interest Group 11 Member</li> <li>● Special Interest Group 16 Member</li> <li>● Special Interest Group 18 Member</li> </ul>	
Illinois Speech Language Hearing Association (ISHA)	2007 to Present
<ul style="list-style-type: none"> <li>● ISHA STARs representative to ASHA</li> <li>● ISHA Legislative and Regulatory Affairs Committee</li> <li>● ISHA Telepractice Committee</li> <li>● ISHA Co-Chair Billing and Reimbursement Committee</li> <li>● Illinois Speech Language Hearing Association Tri-Alliance Member</li> <li>● Illinois Speech Language Hearing Association Habilitation Advocate</li> <li>● ISHA Early Intervention Committee</li> <li>● Vice-President for Legislative and Regulatory Affairs</li> </ul>	2011 to 2020 2011 to Present 2019 to Present 2020 to Present 2015 to 2020 2015 to 2020 2017 to 2020 2017 to 2020
Georgia Speech Language Hearing Association	2020 to Present

**REQUIRED TRAININGS**

<ul style="list-style-type: none"> <li>● AB 1172 Positive Behavior Training, Laura Mooiman, LCSW</li> <li>● Identifying and Preventing Harassment in the Workplace</li> <li>● Introduction to Ethics</li> </ul>	5/19/2022 2/27/2020 11/7/2019
---	-------------------------------------

# Megan Newmark

## **EDUCATION**

### **Bachelor of Arts in Education**

**December 2017**

Mary Lou Fulton Teachers College at Arizona State University, Tempe, AZ

## **TEACHING EXPERIENCE**

### **Junior High Math Teacher- Center for Educational Excellence 2020**

**January 2019- January**

- Planned out the junior high math curriculum for 6th, 7th, and 8th grade levels
- Coordinated lessons in multiple levels of math in one hour time blocks

### **2nd Grade ELD Teacher- Lowell Elementary School, Mesa, AZ**

**August 2018 – December 2018**

- Planned out the second grade curriculum for the year over summer with a teammate
- Lesson planning in multiple subjects with a focus on math and reading using ELD Standards and AZ Standards
- Started the year teaching 36 students; now currently have 21 students 10 of the 21 students are ELD

### **2nd Grade Teacher- Lowell Elementary School, Mesa, AZ**

**October 2017 – May 2018**

- Lesson planning in multiple subjects with a focus on math and reading.
- Teaching second grade students math and reading through both whole class instruction and small group, subject focused intervention.
- Adapted from student teaching in fifth grade to having my own classroom in second grade during the middle of the semester.

## **LEADERSHIP EXPERIENCE**

### **Office Staff - Rise Up Athletics, Los Alamitos, CA**

**February 2020 - Present**

- Fast paced environment with multiple responsibilities such as, taking payments, answering calls, helping parents/athletes in person, returning messages
- Answer phone calls from new clients and provide information about the programs offered for all students, and encourage families to sign up for a free trial
- Answer calls from current clients to schedule make ups, or change classes times if scheduling conflicts occur

### **Coach - Gold Medal Gymnastics, Tempe, AZ**

**January 2016 – January 2020**

- Adapt to changing class sizes and ages ranging from 3 to 14 years old quickly and efficiently by teaching three to four classes a day ranging in skill level from beginning to advanced.
- Teach the fundamentals of gymnastics through fun and engaging activities, games, and drills that change based upon varying ages and skill levels.
- Lead many birthday parties for students of all ages and levels, keeping all gymnasts engaged and safe through games and all events of gymnastics.
- Took on roll of front desk administration when needed. Answered calls with excitement and professionalism scheduled make-ups, enrolled new students in the program and new/current students to camps and open gym sessions.

## **CERTIFICATIONS**

- CBEST
- NES Subtest 1
- NES Subtest 2
- NES Professionalism
- USAG Membership
- CPR Certified
- First Aide Certified

## NATICIA FONSECA

### OBJECTIVE

To be an integral part of Connections Academy; while promoting equitable education, culturally responsive teaching, and social emotional learning to foster the growth of every child's unique individual needs.

### WORK EXPERIENCE

September 2014-Present      Aspire Public Schools      Stockton, CA

#### *Lead Education Specialist Teacher*

- Identified /supported educational and social emotional needs of each child
- Complied with all state and federal guidelines pertaining to special education law
- Responsible for testing, storing, writing and facilitating all components of the IEP process
- Established effective communications with parents, teachers, and all staff to ensure student success
- Provided a combination of push in/ pull out instruction
- Facilitated team meetings/trainings
- Integral part of the RTI/MTSS team

October 2010- July 2013      Real Options For City Kids      San Francisco, CA

#### *After School Lead Instructor*

- Solely responsible for 15-20 youth varying in grades K-8th
- Created weekly schedules that adhere to SFUSD standards
- Coordinated multiple family outreach events every school year

September 2010- 2011      Reading Partners      San Francisco, CA

#### *Volunteer Mentor*

- Provided one on one reading and comprehension tutoring to elementary youth
- Promoted positive self-esteem and academic confidence

### EDUCATION

2016-2017      University of the Pacific      Stockton. CA  
*Master of Arts in Education, Emphasis in Special Education*

2010-2013      San Francisco State University      San Francisco, CA  
*Bachelor of Arts/Sociology*  
*Minor/ Dance*

### CERTIFICATES/ACHIEVEMENTS

SPED (Special Education) Department Chair  
Induction Coach for new teachers  
Lead Teacher  
Mentor/Resident Program Teacher  
CPI (Crisis Prevention Intervention) Certified  
MTSS/RTI (Multi-Tier Systems of Support/ Reach to Intervention) School Coordinator

# NICHOLL MIKULKA

## SKILLS

- Solution based problem solver
- Ask questions to further improvement
- Strategic thinker with big picture in mind
- Cultivate calm environment
- Build trusting relationships
- Data driven decision maker

## EXPERIENCE

**FEBRUARY 2023 – PRESENT**

### **SPEECH-LANGUAGE PATHOLOGIST, SPG THERAPY & EDUCATION: SFUSD EVERETT MIDDLE SCHOOL**

- Provide virtual speech and language therapy services for 6th through 8th grade students
- Established communication, built rapport, and collaborated with key school stakeholders as initial virtual provider for school
- Conduct standardized and functional assessments for initial and triennial evaluations
- Team with and guide in person paraprofessional to facilitate effective virtual services
- Attend and lead IEP meetings within compliance timelines

**JULY 2020 – JANUARY 2023**

### **MANAGER OF SPEECH SERVICES, PEARSON VIRTUAL SCHOOLS**

- Deliver excellent customer service to partner schools during period of rapid growth and unexpected staffing challenges while supporting direct reports in maintaining compliance with the use of tools such as Power BI
- Cultivated customer relationships in multiple states: California, Massachusetts, Washington, Idaho, Utah, and Alabama
- Interview, present compensation offers, and on board clinicians
- Address performance and conduct concerns with human resources personnel and engage in coaching of direct reports
- Developed, conducted training, & continue to implement the LiveSpeech Mentor Program
- Provide a weekly shared wellness activity, Motivate Monday
- Created legally defensible state specific assessment templates
- Co-chaired a *Lean Project* researching barriers to timely student assessments; streamlined processes & implemented new standards

- Collaborated across disciplines drafting a Standard of Work for NPA application process for CA partner school
- Cultivated positive relationships with special education leaders at partner schools, colleagues on the leadership team, and direct reports
- Led synchronous monthly team meetings and asynchronous weekly updates providing a stage for collaborative work

**AUGUST 2017 – JULY 2020**

**SPEECH-LANGUAGE PATHOLOGIST, PEARSON ONLINE & BLENDED LEARNING**

- Participated on two projects: Assessment Team & Substitute PRNS
- Member of ACE Committee promoting positive team culture
- Presented at internal professional development sessions, Lessons Learned
- Collaborated with supervisor in updating case management protocols for assigned partner school
- Provided virtual speech and language therapy services maintaining flexibility in scheduling across time zones in California while residing in Florida

**NOVEMBER 2015 – AUGUST 2017**

**LEAD CLINICIAN, PRESENCE LEARNING**

- Led provider teams for multiple accounts by coordinating services among school and provider schedules while prioritizing student needs
- Directed providers to evidence based therapy resources and best practices for assessments
- Reviewed provider evaluations and communicated constructive feedback
- Maintained positive communication and working relationships with clients
- Delivered teletherapy services with emphasis on early intervention coaching model

**AUGUST 2014 – NOVEMBER 2015**

**SPEECH-LANGUAGE PATHOLOGIST, BETH INGRAM THERAPY SERVICES**

- Coordinated and scheduled services for Clinical Fellows in private school settings
- Chaired service plan meetings for multiple sites ensuring compliance
- In-serviced staff regarding state standards in Florida
- Provided speech and language services in schools for specialized populations, early intervention centers, private schools, and multi-disciplinary clinic

**AUGUST 2013 – JUNE 2014**

**REGIONAL NETWORK LEADER, OHIO DEPARTMENT OF EDUCATION**

- Provided Professional Development to regional Speech-Language Pathologists regarding implementation of Common Core standards as related service personnel
- Participated in Diverse Learner Group by collaborating with educators and administrators statewide
- Developed IEP rubric with district Director of Curriculum and Assistant Superintendent of Special Services

**JUNE 2004 – JUNE 2014**

**SPEECH-LANGUAGE PATHOLOGIST, BAY VILLAGE CITY SCHOOLS**

- In-serviced Early Childhood staff to apply research based service delivery
- Co-presented with Curriculum Director to Regional State Support Team with state standards as related to the diverse learner population
- In-serviced staff in implementation of Transdisciplinary Play Based Assessment Approach & Social Skills and Behavior in Unstructured School Settings
- Mentored student teacher SLP students for fall semesters 2009-2013
- Trained staff for carryover of communication skills in the classroom
- Created Camp Explore for elementary student extended school year (ESY)
- Reorganized district Play Based Assessment procedure by meeting about concerns of former procedures, researching procedures with neighboring districts, creating and updated current protocols
- Revised Extended School Year Determination Worksheet for district wide use incorporating IDEA Guidance collaborating with district Public Information Officer
- Led functional assessment in-service for district speech-language pathologists
- Utilized multiple service delivery models including co-teaching, large group instruction, small group therapy within the classroom and individual services
- Sat on intervention assistance team and problem-solving team with parents, school psychologists, building principals, intervention specialists, and guidance counselors

**EDUCATION**

**2013**

**MASTER OF EDUCATION, ADMINISTRATION & SUPERVISION**

CLEVELAND STATE UNIVERSITY

**2004**

**MASTER OF ARTS, SPEECH-LANGUAGE PATHOLOGY**

CLEVELAND STATE UNIVERSITY

**2002**

**BACHELOR OF ARTS, HEARING, SPEECH, & LANGUAGE SCIENCES**

OHIO UNIVERSITY

**CERTIFICATIONS**

ASHA Clinical Certificate of Competence

Florida Department of Health SLP Licensure

California Department of Consumer Affairs SLP Licensure, DOJ Clearance, negative TB test

State of Massachusetts Department of Health SLP Licensure

Alabama DOE SLP Certification

# OLIVIA KESSLER

Driven educator with 5+ years of experience in researching, designing, and implementing curriculum both in-person and virtually. Adaptable, solution-oriented, and committed to advancing equity and accessibility through impactful initiatives.

---

## PROFESSIONAL EXPERIENCE

### The Whole Child Learning Company

Lead Kindergarten and First Grade Teacher

San Diego, CA  
August 2022-June 2023

- Created year-long math and literacy scope and sequences for the program
- Delivered Common Core aligned lessons using Wilson’s Foundations curriculum, Lucy Calkin’s Units of Study (workshop model), and Eureka math
- Utilized flexible grouping to differentiate instruction and maximizing student learning within a multi-grade level classroom
- Conducted formative and summative assessments to measure student progress, identify areas of need, and share educational data with families

### District of Columbia Public Schools

1<sup>st</sup> and 2<sup>nd</sup> Grade Intervention Teacher

Washington, DC  
August 2020-June 2022

- Developed curriculum for diverse learners with specific needs, including learning disabilities and English as a second language
- Managed the Multiple Tiered Systems of Support (MTSS) program, overseeing intervention referral reviews, creating individualized learning plans, tracking data, and ensuring accurate documentation for compliance
- Implemented research-based interventions to increase 100% of students’ performance – 86% of whom grew 3 reading levels in 1 intervention cycle
- Collaborated cross-functionally with colleagues and senior leadership to strategically plan, ensuring high performance, quality, and adherence to timelines
- Created asynchronous instructional videos and learning activities for students in a virtual learning environment
- Actively participated in professional learning series focused on culturally responsive teaching, foundational literacy instruction, and effective implementation of the C6 Biliteracy Instructional Framework

### Two Rivers Public Charter School

Pre-Kindergarten Teacher

Washington, DC  
August 2018-June 2020

- Designed project-based learning, empowering 22 learners to identify real-world issues, apply critical thinking, and drive impactful initiatives in their community
- Analyzed data to identify achievement trends, enabling informed decision-making for improved outcomes
- Implemented a daily social emotional learning program, resulting in improved learner well-being and performance
- Established positive rapport with all families and increased engagement by maintain weekly communication and scheduling quarterly conferences

---

## EDUCATION

### Relay Graduate School of Education

Master of Arts in Early Childhood Education, academic honors

Washington, DC  
August 2019-June 2021

### Dickinson College

Bachelor of Arts in Educational Studies, cum laude

Carlisle, PA  
August 2014-May 2018

---

## SKILLS

Differentiated instruction • Curriculum development • Data analysis • Office 365 • Collaboration • Time management

Philip Wenker

---

**PERSONAL DATA**

Marital Status: Married with two children

**QUALIFICATIONS SUMMARY**

Superior organizational and time-management abilities.  
Great communication skills with students, parents, and staff.  
Self-starter, highly effective without direct supervision; leads by example; adept at supervision, training, and motivation of students and personnel.

**PROFESIONAL EMPOLYMENT HISTORY**

2016 – Present	<b>Coordinator Student Services - 2019 – Present</b> <b>House Principal, Beverly Hills High School - 2016 -2019</b> Beverly Hills Unified School District, Beverly Hills, Ca.
2007 – 2016	<b>Assistant Principal, Malibu High School - 2007 - 2015</b> Santa Monica Malibu Unified School District, Santa Monica, Ca.
2002 – 2007	<b>Vice Principal, Quartz Hill High School</b> Antelope Valley Union High School District, Lancaster, Ca
.	
2000 – 2002	<b>Dean of Students, Redwood Middle School</b> Conejo Valley Unified School District, Thousand Oaks, Ca.
1998 – 2000	<b>Teacher, Cesar Chavez High School</b> Phoenix Union High School District, Phoenix, Arizona
1992 – 1996	<b>Middle School Teacher</b> Fees Middle School - Tempe Elementary District, Tempe, Az. El Sereno Middle School –LAUSD, Los Angeles, Ca.
1989 – 1992	<b>Manager – Enterprise Rent A Car</b> Monrovia, California



## **EDUCATION**

1998           **Masters of Arts:** Administration and Supervision Specialization  
University of Phoenix – Phoenix, Arizona

1989           **Bachelor of Arts:** Biology  
Whittier College, Whittier, California

## **PROFESSIONAL ACHIEVEMENTS**

-Currently Manage / Supervise – COVID, Attendance and enrollment, Residency, Permits, Foster / Homeless Youth, 504, Health Offices all sites, District Nurse, TUPE, Expulsions, Title IX, UCP Complaints, Home Hospital Teaching, SARB / SART / Chronic Absenteeism, LACOE- all student reporting, Federal Civil Rights Data Collection, Record Requests, Collaborate with site Admin.

Input on the ILC – Independent Learning Center

- Improved student achievement on CAHSEE, State testing, and raising API scores from 818 to 883.

- Was involved in promoting school athletic programs / also was on the Golden League athletic council

- Improved student performance through ongoing dialogue with teachers and support of their instructional efforts.

Malibu High was recognized in US News and World Reports as one of the top 100 schools in the country.

- Enhanced student learning by analyzing test scores / data and in-servicing teachers on instruction and individual needs.

- Responsible for the recruitment and selection of both certificated and classified employees.

- Involved with the on-going improvement of on campus policies.

- Enhanced teacher effectiveness and student learning experiences by strengthening the interaction time between experienced and novice teachers.

- Have had a vital role for the school on WASC accreditation and the California Distinguished School Honor.

- Responsible for managing various school site budgets.

- Working as part of the PLC leadership team to improve curriculum and instruction at Malibu relating it to common core – critical thinking and problem solving.

- Working with staff and PLC's to create new pacing guides and benchmark assessments that match common core ideology and SBAC /CAASPP testing.

## **REFERENCES UPON REQUEST**

# RACHEL IDIART

---

## EDUCATION

*Brigham Young University*

June 2018 - April 2022

- Elementary Education K-6 Major
- TESOL K-12 Minor

---

## WORK EXPERIENCE

FOURTH/FIFTH GRADE MATH & SCIENCE TEACHER

August 2022 - Present

*Theophilus Schmid Elementary School - Network 12*

Chicago, IL

- Taught a fourth grade class with 21 students and a fifth grade class with eight.
- Of these 29 students, there was one English learner, six students with IEPs, and three with 504 plans.
- Submitted whole and small group plans a week in advance to the Instructional Coach.
- Implemented multiple behavior management strategies throughout the year to adjust to my student and classroom needs.
- Communicated with families often through Remind about student progress.
- Created tier two small groups based on whole class instruction and pre-assessment data every unit.

STUDENT TEACHING

January - April 2022

*Westmore Elementary School*

Orem, UT

- Taught second grade to a class of 29 students at a Title I school - seven English Learners and four students with IEPs.
- Planned and taught lessons, collaborated with team members, and assessed students.
- Created and shared daily and/or weekly lesson plans with mentor and supervisor based on state and/or national standards.

PRACTICUM EXPERIENCES

Spring/Fall 2021

*Santaquin Elementary School*

Santaquin, UT

- Taught daily in the month of October in a fifth grade class with 28 students.
- Adapted to mentors teaching styles and practices to accommodate team needs.

*East Meadows Elementary School*

Spanish Fork, UT

- Taught daily in the month of March in a first grade class with 26 students.
- Worked with mentor and team to create lessons to meet state/national standards

## REFERENCES

Available on request

## Rebecca Politis

---

Project manager, relationship manager, advocate, and customer service professional with over 18 years in the health care and educational fields. Experience with health care and educational industries, disability policy and advocacy, accessibility standards across sectors, brand messaging, customer/client success, and content development. Knowledge of qualitative and quantitative research strategies to facilitate data collection and analysis. Adept in building and motivating high-performing multidisciplinary teams and driving productivity and accountability. Compassionate communicator with a strong ability to explain complex concepts clearly and concisely.

### Transferable Skills

---

Lifecycle Project Management | Critical Thinking | Strategic Partnerships | SMART goal setting | Content & Material Creation  
 Strategic Planning & Direction | Integrated Campaign Management | Continuous Improvements | Search Engine Optimization  
 Cross selling & Upselling | Event Management | Trusted Liaison | Healthcare & Education Experience  
 Use Case Development | B2B SaaS Understanding |

### Professional Experience

---

#### Subject Matter Expert | Trualta | Remote

01/2023 to present

- Provide subject matter input for SaaS product to provide support and education to caregivers of children with complex medical needs.
- Provide feedback and guidance related to product development, market strategy, and sales objectives from perspective of consumer.

#### Speech-Language Pathologist | Global Teletherapy | Remote

06/2022 to present

- Provide assessment and treatment of children in public school K – 12 classrooms with moderate-to-severe disabilities via virtual platform.
- Coordinate daily with student care team including special education teachers, paraeducational support staff, and student families/caregivers.
- Deliver high-quality documentation via electronic educational software, participate in annual and triannual IEP meetings.

#### Associate Director, Health Care Services | American Speech Language Hearing Association | Rockville, MD

07/2018 to 12/2022

- Led and participated in large-scale, cross-functional projects to address complex customer needs and public policy issues.
- Regularly interfaced with customers via phone, video conference, and email, assisting with complex clinical and technical issues.
- Regularly interfaced with third-party payers (public, private & managed care organizations) to advocate for improved reimbursement policies and access to care for individuals across the lifespan (pediatric to geriatric).
- Presented research data to C-suite and financial teams alike, spearheading initiatives related to health care access and social determinants of health for marginalized communities.
- Advocated for legislation related to disability rights and access to care with federal and state representatives on Capitol Hill.
- Aligned team and personal goals with larger organizational mission and business objectives to meet revenue generating goals.

#### Speech-Language Pathologist | Medstar Health | Washington, DC

08/2015 to 07/2018

- Provided assessment and treatment of individuals across the lifespan and continuum of care clinical settings at MedStar National Rehabilitation Hospital and MedStar Georgetown University Hospital.
- Served as lead subject matter expert on pediatric rehabilitation steering committee, with aims of increasing patient safety and improving outcomes.
- Liaised with school districts and community service providers, delivering quality documentation to facilitate continuity of care and best outcomes when returning to academic and employment settings.

#### Speech-Language Pathologist | University of Wisconsin Hospitals and Clinics | Madison, WI

07/2013 to 08/2015

- Provided assessment and treatment of individuals across the lifespan and continuum of care, specializing in individuals with complex medical diagnoses including tracheostomy and degenerative neurological disorders.
- Served as lead subject matter expert on pediatric neurogenic communication disorders, specifically after acquired brain injuries.
- Supervised and mentored graduate students and clinical fellows, observing as they delivered all care, reviewing all documentation, and providing support and feedback as needed.

**Speech-Language Pathologist | Seattle Children's Hospital | Seattle, WA**

**04/2007 to 05/2013**

- Served as lead clinician on pediatric acute inpatient rehabilitation unit providing services to children aged birth to 21 years of age.
- Chaired clinical Quality Practice Committee which completed project deliverables including: reduction in interpreter scheduling errors by 15% and improvement of nursing-to-staff communication by 30% by end-of-year.
- Co-founded and lead monthly support group for children after traumatic brain injury and their caregivers resulting in improvement in patient satisfaction ratings by 26%.
- Liaised with school districts and community service providers to provide continuity of care and best outcomes for returning to academic and employment settings.

---

**Teaching Experience**

**Adjunct Lecturer | George Washington University | Washington, DC**

**08/2015 to 12/2015**

Department of Speech, Language, and Hearing Sciences: Taught 75+ undergraduate students "*Language: Structure, Meaning, and Use*".

**Associate Clinical Professor | University of Wisconsin- Madison | Madison, WI**

**08/2014 to 08/2015**

Department of Communication Sciences and Disorders: Taught 30+ graduate students in didactical and practical classes including "*Adolescent Language Development*". Supervised graduate students delivering services in the UW-Madison Speech and Hearing Clinic, providing instruction and mentorship.

---

**Certifications**

Certified Professional of Accessibility Core Competencies (CPACC)  
American Speech-Language Hearing Association Certificate of Clinical Competency  
California State Speech-Language Pathology License  
Google Project Management Certificate \*estimated completion July 2023\*

---

**Education**

**Master of Science, Speech-Language Pathology** – University of Washington, Seattle, WA  
**Bachelor of Science, Speech & Hearing Sciences** – University of Washington, Seattle, WA

---

**Volunteerism**

**Mom's Demand Action | Everytown, Santa Cruz chapter co-lead**  
*Surfing Moms, Accessibility Officer*  
**The Universal Design Project, Advisor**  
**W3C Cognitive Accessibility Community Group, member**  
**W3C Accessibility for Children Community Group, member**

# Rosie Chavez



## Teaching Experience

### Cajon Valley Unified School District

#### Resource Specialist

2022 - 2023

- Managed a caseload of students and worked closely with each teachers and staff on differentiating instruction
- Administered accommodations/modification to students in order to access the grade level curriculum
- Developed and implemented individual education plans to best support each student as they made progress toward their personalized goals
- Scheduled and trained paraprofessionals to help support students with IEPs in their general education settings
- Provided 1:1 and/or small group intervention programs

### Strategies for Learning

#### Clinician

2020 - 2021

- Prepared individualized lesson plans for each client.
- Provided virtual direct client remediation/educational therapy services.
- Recorded session notes after each client session
- Communicated written student progress reports to families and communicate client progress to Lead Clinician on an ongoing basis
- Coordinated with teachers and/or allied professionals as necessary, with approval and guidance from Supervisor.

### AltSchool/Guidepost Montessori

#### Personalization Lead/Lead Educator – Grades K – 3rd

2016 - 2019

- Coached teachers and staff in scaffolding/modifying curriculum and instructional methodology to support the learning needs and styles of all students
- Co-taught to provide model teaching to help support specific students
- Assessed students periodically throughout the year to support classroom teachers in determining students' progress in their academic goals
- Managed my caseload of students by providing academic interventions in reading, writing, math, or SEL
- Instructed small groups and 1:1 for students who need additional, systematic and explicit instruction in all academic areas
- Collaborated with families, educators and other support staff (OT, SLP, Tutors, Education Therapist, etc.)

### San Francisco Unified School District

#### Rethink Coach

2015 - 2016

- Trained and collaborated with elementary teachers on the Rethink autism-focused program
- Modeled lessons and assisted teachers with data collection, lesson planning, and student goals
- Attended professional development sessions and Rethink coach meetings

## San Francisco Unified School District

Special Education Teacher, Resource Specialist 2013- 2016, 2019 - 2022

- Led instruction for students, developed curriculum, and provided appropriate accommodations and modifications
- Collaborated with grade level teams, paraprofessionals, and other teachers and staff for inclusion opportunities, shared field trips, positive behavior support, and other grade-level initiatives
- Served as technology lead, assisting teachers with current technology and new technology initiatives
- Developed rapport with families with regular communication, classroom events, translation for Spanish speaking families, and assistance in navigating the IEP process

## Mill Valley Unified School District

RSP Paraprofessional 2012-2013

- Led small group reading instruction for students in kindergarten through third grade
- Developed and implemented mini-lessons for individual students
- Provided support to students in a general education classroom, assisting with attending to lessons and fine motor skills

## Newport Mesa Unified School District

Paraprofessional 2008-2012

- Assisted students and made modifications and accommodations to student work as needed
- Attended professional training on data collecting and Applied Behavior Analysis

## Newport Mesa Unified School District, Project Success

Instructional Assistant/Site Manager – Extended Day Program 2006-2008

- Handled day-to-day after school activities for a group of 20 students at the elementary school level at a Title 1 school
- Organized and monitored special programs designed to improve the students reading skills

## Education

National Academy of Advanced Teacher Education June 2018

The NAATE School Leaders Program, an intense learning experience that provides practitioners with an opportunity to work alongside peers from across the country in small groups analyzing case studies that depict the real challenges that leaders face.

University of San Francisco 2013 - 2015

Mild/Moderate Education Specialist Program/MA in Special Education, completed Preliminary Education Specialist Credential

California State University Long Beach 2007-2012  
Bachelor of Arts in Liberal Studies

Student Ambassador of the College of Education: volunteered my time to teach prospective students about the Integrated Teacher Education Program (ITEP). Gave tours of the school and set up booths to answer any questions about the program.

## Other Qualifications and Skills

- Bilingual (Spanish)
- Over 10 years of experience working with students in K- 12<sup>th</sup> grade with diverse learning needs
- Trained in Applied Behavioral Analysis (ABA), Learning Without Tears, Readers & Writers Workshop, Fountas and Pinnell, Rethink, Lindamood-Bell, Orton Gillingham, Spire
- Knowledgeable in wide variety of technology and software applications

## Samantha Behar

### **Education**

---

#### **Cal State University of Fullerton**

August 2012 – May 2020

- Master of Science in Education (Special Education)
- Education Specialist Instruction Credential for mild/moderate disabilities
  - Autism and English Language Learners' authorization.
- Bachelor's Degree in Criminal Justice

### **Professional Experience**

---

#### **Fullerton School District**

August 2018 – Present

##### *Special Education Teacher*

- Create, implement, and monitor students' IEPs in a virtual and in person setting.
- Provide core curriculum/individualized instruction for students on IEPs.
- Collaborate with staff and parents on students' needs and progress.
- Schedule and lead IEP meetings in a virtual and in person setting.

#### **Fullerton School District & Anaheim Elementary School District**

January 2017 – May 2018

##### *Substitute Teacher*

- Follows established sub plans and prepare lesson plans in the event of long-term subbing.
- Engage and support student learning by using a behavior and classroom management strategies.
- Implement adopted curriculum to teach state standards.

#### **Anaheim Elementary School District**

September 2016 – May 2018

##### *Special Education Instructional Assistant*

- Assisted students with a variety of disabilities individually or in small groups
- Assisted in management of student behavior through the use of positive reinforcement strategies.
- Assisted with physical activities such as toileting, feeding, other self-help skills.

### **Leadership Experience**

---

#### **Fullerton School District**

##### *PBIS Team*

August 2021-Present

- Participate in team meetings to analyze and discuss school behavior data.
- Guide and support school staff to effectively implement appropriate positive behavior supports.

### **Skills**

---

- Bilingual in English and Spanish

## ***Shonna Bernard-Joseph***

### **CAREER OBJECTIVE**

---

Highly skilled, team-oriented, passionate individual looking to work for a company that offers career growth opportunities where I can apply my education, experience and leadership in a professional sound environment.

### **QUALIFICATIONS**

---

20+ Account Management  
 20+ K-12 Teaching (Online platform and classroom)  
 20+ Customer Service/Success  
 20+ Designing and developing extracurricular learning  
 15+ Real Estate, Market Research, Property Management  
 15+ Human Resource  
 15+ Recruiting  
 10+ Sales Force  
 10+ Marketing experience  
 Typing 65 wpm with accuracy  
 Proficient in MS Word, Excel, PowerPoint, Email CRM tools  
 Strong communication, problem solving demonstrated through leadership roles  
 Strong written communication, able to communicate concisely and effectively  
 Strong organizational skills  
 Strong Teamwork, Relationship Building, and Problem Resolution  
 Results focused and effective leader who is dedicated to leadership, diversity, accountability, and lifelong learning.

### **EDUCATION**

---

**UNIVERSITY OF PHOENIX** September 2017

M.A.Ed. Education  
 Physical Education Teaching Credential

**ORANGE COUNTY OFFICE OF EDUCATION** September 2017

Career Technical Education Business Teaching Credential

**UNIVERSITY OF PHOENIX** June 2011

M.M Management

**USATF Level 1 & 2 Schools**

Level 2 – Cal State Fullerton July 2017

Level 1 – Cerritos College July 2012

**Allied Business Schools** February 2008

Professional Property Management

**LONG BEACH STATE UNIVERSITY** June 1996

BS Business Administration



**WORK HISTORY**

---

Corona Norco Unified School District - Norco, CA 2009 – Present  
**On campus Intervention Teacher** Roosevelt HS – Eastvale, CA  
**Substitute Teacher** Roosevelt HS - Eastvale, CA  
**Head Track & Field Coach** Roosevelt HS - Eastvale, CA  
 PTA Representative (Clara Barton Elementary, River Heights Intermediate)  
 Roosevelt High School (President, Auditor, Communications Advisor)  
 Umoja Program Coordinator

GFS Prep Academy – Moreno Valley, CA 2015 - 2019  
**Middle/High School Online Teacher**

SBJ Consulting - Eastvale, CA 2008-Present  
**Owner**  
 Professional Property Management, Management, Sales, Administrative, Consulting, Recruiting, Market Research, Human Resources, Job Recruiter and Account Management Services.

Orange Elementary – Corona, CA 2014 - 2017  
**Computer Teacher**

Interactive Heath 1997 - 2002  
**Account Manager**  
**Customer Service Manager**

Alpert & Alpert Iron & Metal – Los Angeles, CA 1994 - 1997  
**Front Office -Customer Service**

**Professional Affiliations**

**Alpha Kappa Alpha Sorority Inc.** – Service to all mankind since 1908  
 Active member: 2020 – Present  
**Parent Teacher Association** – Active member since 2002

**Licenses & Certificates**

- USATF Level II Instructor (2017)
- USATF Level I Instructor (2008)
- Certificate of Excellence in Track & Field (2009-2012)
- How to handle individuals with Tact and Skill, (Fred Pryor Seminars)
- How to Supervise --- Customer Service, (Fred Pryor Seminars)
- Managing Professionals – Management, (Fred Pryor Seminars)
- Knock your socks off --- Customer Service, (Fred Pryor Seminars)

References available upon request

## Sophie Loewner

---

### Education

*Graduated from Connections Academy* (online high school), June 2023, GPA 4.29

### Academic Certificates and Honors

- Member of the National Honor Society, September 2020- June 2023
- Connections Academy High Honor Roll, September 2016- June 2023
- Competed on the Connections Academy Academic Decathlon team 2022-2023
- Member of the National Jr. Honor Society, September 2018-June 2019
- Member of WE Club, September 2019-February 2020

### Internships

High School Intern at PVNet Technology Center, June 2021-September 2021, 230 hours

### Work Experience

Sales clerk at Lomita Feed Store, January 2022 – Present

Assistant to costume designer for two musical theater productions (Puttin On Productions)

El Camino College Theater and Dance Department, June 2023-Present

Assistant Coach for the California Connections Academy Academic Decathlon Team, June 2023-Present

### Leadership

*Palos Verdes Peninsula 4H Club President, June 2022-June 2023*

Current program chairperson and leader at club meetings.

*Los Angeles County 4H All-Star Ambassador, September 2019-June 2023*

Current youth leader at county-wide 4H events throughout the year.

*San Gabriel Valley 4H Fair Head Youth Director, September 2021-June 2023*

Current facilitator of monthly San Gabriel Valley 4H Fair Meetings and head youth director for the annual fair.

### References

Bill Lockwood, owner of Lomita Feed Store: (310) 326-4738

Rebecca Roth, costume designer: [beccasbobbins@gmail.com](mailto:beccasbobbins@gmail.com)

Dee Keese, leader of the Palos Verdes 4H Club: (310) 991-2633

John Sturtevant, teacher and Academic Decathlon Lead at Connections Academy:  
[sturtevant77@gmail.com](mailto:sturtevant77@gmail.com)

## Tamara Olsen

### Objective

My objective is to support students with unique needs in finding success academically as well as social emotionally by providing a safe and positive learning environment where they feel welcomed and accepted on a daily basis.

### Education

Bachelor of Science – Movement & Exercise Science *June 1988*  
Masters of Education – Special Education *June 1991*

### Certifications

- Single Subject, K-12 Physical Education *June 1989*
- Learning Handicap & Severely Handicap *June 1991*

### Experience:

Olive Crest Academy NPS – *Teacher/Assistant Principal.* *February 2018 - Present*

- Assistant Principal of Educational Services for two years
  - Facilitated IEP meetings with various contracted school districts as the LEA
  - Supervised credentialed teachers and assistant teachers
  - Developed and implemented training and curriculum for all teachers
  - Part of the Collaborative Problem Solving training program for all staff
  - Site Coordinator and Examiner for ELPAC and CAASP statewide testing
- SPED Teacher in SDC classroom for two years
  - Created and delivered various lesson plans both in a virtual and in person setting per student's IEP
  - Implemented BIPs for all students

Speech & Language Development Center – *SPED Teacher* *August 2008 – August 2010*

- Provided students with autism spectrum disorder and behavioral challenges a safe and compassionate environment to continue accessing core curriculum
- Facilitated

Orange County Department of Education – *SPED Teacher* *February 1994 – May 1998*

- Taught as an alternative education teacher at a level 14 facility in a SDC model
- Ensured the physical safety of all students while delivering academic lesson plans with an emphasis on appropriate social skills

Garden Grove Unified School District – *SPED Teacher* *August 1993 – February 1994*

- Developed lesson plans that incorporated student accommodations/modifications
- Ensured elementary students were being supported appropriately per their IEP

Whittier High School District – *SPED Teacher* *August 1992 – July 1993*

- Facilitated school district's grant program that targeted bringing NPS students back to their district as the least restrictive environment
- Supported students in an SDC model, with the main goal to remain within the school district's campus as the least restrictive environment

Rossier NPS – *SPED Teacher* *August 1988-1992*

- Implemented behavior intervention plans for each individual student within the classroom

- Built strong rapport with students in the classroom to facilitate a positive learning environment on a daily basis while ensuring students access to academic content

**Special Qualifications:**

- CPS: Collaborative Problem Solving certified. An evidence based treatment model designed to help caregivers build relationships with the child to overcome challenging behavior by focusing on a collaborative model, that when utilized correctly, helps build their lagging skills.
- Pro-Act: Professional Assault Crisis Training.
- Trained in the Orton Gillingham approach. A multisensory approach to teaching reading, specifically geared towards students with varying degrees of dyslexia.

# VIVIAN NGUYEN

**EDUCATION** Mater Dei High School  
**High School Diploma** **June 2007**

University of California, Irvine  
**BS Mathematics, Minor in Education** **September 2011**

University of California, Los Angeles  
**Single-Subject Math Credential** **June 2012**  
**MA Education** **December 2012**

**EXPERIENCE** **Math Teacher**

J Serra Catholic High School **Nov 2012 – June 2017**  
 San Juan Hills High School **June 2017 – June 2022**  
 Oak Middle School **June 2022 – Present**

- \*teach up to six periods of varying levels of math (all levels, Pre-Algebra to Calculus)
- \*collaborate effectively with PLCs to best support students
- \*design lesson plans for both in-person and online instruction during distance learning
- \*lead the after-school tutoring program as part of student intervention

**Private Mathematics Tutor** **Aug 2007 – Aug 2012**

- \*meet with parents and inform them of student obstacles then propose solutions
- \*observe and determine student weakness/strength, direct toward improvement
- \*motivate students toward a change in habits and improve organization
- \*make math concepts approachable through physical/visual modeling

**Peer Tutor, Learning and Academic Resource Center (at UCI)** **Sept 2008 – Aug 2010**

- \*observe and determine student weakness/strength, direct toward improvement
- \*motivate students toward a change in habits and improve organization
- \*make math concepts approachable through physical/visual modeling

**Tutor Advisor, Learning and Academic Resource Center (at UCI)** **Sept 2010 – June 2011**

- \*act as bridge between Peer Tutors and professors
- \*assess tutor instructional efficacy and suggest improvements if needed
- \*perform tutor management and discipline according to LARC guidelines

**ACTIVITIES** **UC Irvine CAL-TEACH, Teacher Apprentice** **Mar 2010 – Mar 2011**

- \*(NMUSD) Davis Magnet Elementary
- \*(SAUSD) MacArthur Fundamental Middle School, Segerstrom Fundamental High School
- \*create and teach lesson plans addressing standards and student weaknesses
- \*design homework and class activities to explore conceptual learning

**UC Los Angeles, Student Teacher** **Sept 2011 – June 2012**

- \*(LAUSD) Los Angeles High School of the Arts
- \*create and teach lesson plans addressing standards and student weaknesses
- \*design homework and class activities to explore conceptual learning

**SKILLS** **Computer**  
 \*Word, PowerPoint, Excel

**Languages**  
 \*conversational Vietnamese and basic Spanish

# Coversheet

## Approval of Pearson Invoice(s) (attached)

**Section:** IV. Consent Items  
**Item:** C. Approval of Pearson Invoice(s) (attached)  
**Purpose:** Vote  
**Submitted by:**  
**Related Material:** Central Coast June 2023 Invoice.pdf  
Central Valley June 2023 Invoice.pdf  
Monterey Bay June 2023 Invoice.pdf  
NorCAL June 2023 Invoice.pdf  
North Bay June 2023 Invoice.pdf  
SoCAL June 2023 Invoice.pdf



# INVOICE

**Customer Bill-to:**  
 California Connections Academy Central  
 Coast  
 33272 VALLE RD  
 SAN JUAN CAPISTRANO, CA 92675

**Attention:**  
 Accounts Payable

**Customer Ship-to:**  
 California Connections Academy  
 Central Coast  
 33272 VALLE RD  
 SAN JUAN CAPISTRANO, CA 92675

**Connections Education LLC dba  
 Pearson Virtual Schools USA**  
 509 S Exeter Street, Suite 202  
 Baltimore, MD 21202  
**Tel:** 1-800-843-0019  
**Email:** pobsalesops@pearson.com  
**Tax ID No:**  
 68-0519943

**Invoice Number :** 91000013901  
**Date :** 31-JUL-2023  
**Due Date :**  
**Payment Terms :**  
**Customer Account :** 4235156  
**Project Number :** 82067676  
**Currency :** USD  
**Shipment Terms :**  
**Purchase Order Number :** CALCACC  
**Number of Pages :** Page 1 of 2

<b>Total Ordered Quantity (No. Of Items) :</b>	2	<b>REMITTANCE INFORMATION</b>	
<b>Net Amount :</b>	USD \$35,779.79	<b>Make Checks Payable to:</b>	<b>Bank Wire to:</b>
<b>Tax Total :</b>	USD \$508.26	Pearson Virtual Schools USA	<b>Bank Name :</b> Bank of America N A
<b>Invoice Total :</b>	USD \$36,288.05	32369 Collection Center Drive	<b>Bank Address :</b>
<b>Amount Due :</b>	USD \$36,288.05	Chicago, IL 60693-0323	<b>ABA ACH No :</b> 071000039
			<b>ABA Wire No :</b> 026009593
			<b>SWIFT Code :</b> BOFAUS3N
			<b>A/C No :</b> 8188290225
			<b>Bank Account Name :</b> Connections Education LLC dba Pearson Virtual Schools USA



<b>Invoice Number:</b> 91000013901							Page 2 of 2
Project Number	Project Agreement Number	Description	Quantity	List Price	Net Price	Tax	Line Total
82067676	CALCACC	Direct Charges	25		34,249.94	508.26	34,758.20
82067676	CALCACC	Pass Through	1		1,529.85	0.00	1,529.85

To pay your invoice online: Visit <https://ipay2.bizsys.pearson.com/register> to register.  
 Already registered? Access your online account by visiting <https://ipay2.bizsys.pearson.com>

Invoice Total	Total Quantity	Subtotal	CGST	SGST	IGST	Total Tax	Invoice Total
		USD	USD	USD	USD	USD	USD
	26	\$35,779.79	\$	\$	\$	\$508.26	\$36,288.05

Invoice Total	Subtotal	Total Tax	Invoice Total
	USD	USD	USD
	\$35,779.79	\$508.26	\$36,288.05





# Pearson

<b>Charges for the Following Period:</b>	<b>June 2023</b>
--	------------------

<b>Enrollment/Unit Based Charges</b>	
Accounting and Regulatory Reporting	466.67
Connexus™ Annual License (EMS)	5,600.00
Curriculum Postage	385.00
Direct Course Instruction Support	206.25
Educational Resource Center	1,176.00
Enrollment and Records Management	466.67
Facility Support Services	25.00
Hardware/Software - Employees	250.00
Human Resources Support	520.83
Internet Subsidy Payment Processing	206.71
Monthly Fee per Student on an IEP	1,800.00
School Curriculum Supplies	166.67
Student Technology Assistance	2,779.17
Tangible and Intangible Instructional Materials	11,736.55
Technical Support and Repairs	1,400.00
VOICE OVER IP SERVICES	1,800.00
	<b>28,985.52</b>
<b>Revenue Based Charges</b>	
Marketing Services	619.34
School Administration	3,716.06
Treasury Services	929.02
	<b>5,264.42</b>
<b>Pass Through Expenses</b>	
Internet Subsidy Payment	1,529.85
	<b>1,529.85</b>
<b>Total Amount Due</b>	<b>35,779.79</b>



# INVOICE

**Customer Bill-to:**  
 California Connections Academy Central Valley  
 33272 Valle Road  
 SAN JUAN CAPISTRANO, CA 92675-4842

**Attention:**  
 Accounts Payable

**Customer Ship-to:**  
 California Connections Academy Central Valley  
 33272 Valle Road  
 SAN JUAN CAPISTRANO, CA 92675-4842

**Connections Education LLC dba Pearson Virtual Schools USA**  
 509 S Exeter Street, Suite 202  
 Baltimore, MD 21202  
**Tel:** 1-800-843-0019  
**Email:** poblsalesops@pearson.com  
**Tax ID No:**  
 68-0519943

**Invoice Number :** 91000013904  
**Date :** 31-JUL-2023  
**Due Date :**  
**Payment Terms :**  
**Customer Account :** 3922001  
**Project Number :** 82067685  
**Currency :** USD  
**Shipment Terms :**  
**Purchase Order Number :** CENCA  
**Number of Pages :** Page 1 of 2

<table style="width: 100%; border-collapse: collapse;"> <tr> <td style="width: 15%;"><b>Total Ordered Quantity (No. Of Items)</b></td> <td style="width: 5%;">:</td> <td style="width: 10%;"></td> <td style="width: 10%; text-align: right;">2</td> </tr> <tr> <td><b>Net Amount</b></td> <td>:</td> <td>USD</td> <td style="text-align: right;">\$274,394.35</td> </tr> <tr> <td><b>Tax Total</b></td> <td>:</td> <td>USD</td> <td style="text-align: right;">\$4,437.71</td> </tr> <tr> <td><b>Invoice Total</b></td> <td>:</td> <td>USD</td> <td style="text-align: right;">\$278,832.06</td> </tr> <tr> <td><b>Amount Due</b></td> <td>:</td> <td>USD</td> <td style="text-align: right;">\$278,832.06</td> </tr> </table>	<b>Total Ordered Quantity (No. Of Items)</b>	:		2	<b>Net Amount</b>	:	USD	\$274,394.35	<b>Tax Total</b>	:	USD	\$4,437.71	<b>Invoice Total</b>	:	USD	\$278,832.06	<b>Amount Due</b>	:	USD	\$278,832.06	<p style="text-align: center;"><b>REMITTANCE INFORMATION</b></p> <table style="width: 100%; border-collapse: collapse;"> <tr> <td style="width: 60%; border: 1px dashed black;"><b>Make Checks Payable to:</b></td> <td style="width: 40%; border: 1px dashed black;"><b>Bank Wire to:</b></td> </tr> <tr> <td style="border: 1px dashed black;">Pearson Virtual Schools USA 32369 Collection Center Drive Chicago, IL 60693-0323</td> <td style="border: 1px dashed black;"><b>Bank Name</b> : Bank of America N A</td> </tr> <tr> <td style="border: 1px dashed black;"></td> <td style="border: 1px dashed black;"><b>Bank Address</b> :</td> </tr> <tr> <td style="border: 1px dashed black;"></td> <td style="border: 1px dashed black;"><b>ABA ACH No</b> : 071000039</td> </tr> <tr> <td style="border: 1px dashed black;"></td> <td style="border: 1px dashed black;"><b>ABA Wire No</b> : 026009593</td> </tr> <tr> <td style="border: 1px dashed black;"></td> <td style="border: 1px dashed black;"><b>SWIFT Code</b> : BOFAUS3N</td> </tr> <tr> <td style="border: 1px dashed black;"></td> <td style="border: 1px dashed black;"><b>A/C No</b> : 8188290225</td> </tr> <tr> <td style="border: 1px dashed black;"></td> <td style="border: 1px dashed black;"><b>Bank Account Name</b> : Connections Education LLC dba Pearson Virtual Schools USA</td> </tr> </table>	<b>Make Checks Payable to:</b>	<b>Bank Wire to:</b>	Pearson Virtual Schools USA 32369 Collection Center Drive Chicago, IL 60693-0323	<b>Bank Name</b> : Bank of America N A		<b>Bank Address</b> :		<b>ABA ACH No</b> : 071000039		<b>ABA Wire No</b> : 026009593		<b>SWIFT Code</b> : BOFAUS3N		<b>A/C No</b> : 8188290225		<b>Bank Account Name</b> : Connections Education LLC dba Pearson Virtual Schools USA
<b>Total Ordered Quantity (No. Of Items)</b>	:		2																																		
<b>Net Amount</b>	:	USD	\$274,394.35																																		
<b>Tax Total</b>	:	USD	\$4,437.71																																		
<b>Invoice Total</b>	:	USD	\$278,832.06																																		
<b>Amount Due</b>	:	USD	\$278,832.06																																		
<b>Make Checks Payable to:</b>	<b>Bank Wire to:</b>																																				
Pearson Virtual Schools USA 32369 Collection Center Drive Chicago, IL 60693-0323	<b>Bank Name</b> : Bank of America N A																																				
	<b>Bank Address</b> :																																				
	<b>ABA ACH No</b> : 071000039																																				
	<b>ABA Wire No</b> : 026009593																																				
	<b>SWIFT Code</b> : BOFAUS3N																																				
	<b>A/C No</b> : 8188290225																																				
	<b>Bank Account Name</b> : Connections Education LLC dba Pearson Virtual Schools USA																																				



<b>Invoice Number:</b> 91000013904							Page 2 of 2
Project Number	Project Agreement Number	Description	Quantity	List Price	Net Price	Tax	Line Total
82067685	CENCA	Direct Charges	26		263,290.60	4,437.71	267,728.31
82067685	CENCA	Pass Through	1		11,103.75	0.00	11,103.75

To pay your invoice online: Visit <https://ipay2.bizsys.pearson.com/register> to register.  
 Already registered? Access your online account by visiting <https://ipay2.bizsys.pearson.com>

Invoice Total	Total Quantity	Subtotal	CGST	SGST	IGST	Total Tax	Invoice Total
		USD	USD	USD	USD	USD	USD
	27	\$274,394.35	\$	\$	\$	\$4,437.71	\$278,832.06

Invoice Total	Subtotal	Total Tax	Invoice Total
	USD	USD	USD
	\$274,394.35	\$4,437.71	\$278,832.06



# Pearson

**Charges for the Following Period:**

**June 2023**

**Enrollment/Unit Based Charges**

Accounting and Regulatory Reporting	2,583.33
Community Outreach	2,083.33
Connexus™ Annual License (EMS)	31,000.00
Curriculum Postage	2,354.00
Direct Course Instruction Support	742.50
Educational Resource Center	6,510.00
Enrollment and Records Management	2,853.33
Facility Support Services	200.00
Hardware/Software - Employees	1,150.00
Human Resources Support	2,395.83
Internet Subsidy Payment Processing	1,516.67
Monthly Fee per Student on an IEP	19,350.00
School Curriculum Supplies	1,250.00
Student Technology Assistance	26,114.58
Tangible and Intangible Instructional Materials	80,243.43
Technical Support and Repairs	7,750.00
VOICE OVER IP SERVICES	12,240.00
	<b>200,337.00</b>

**Revenue Based Charges**

Marketing Services	7,406.31
School Administration	44,437.83
Treasury Services	11,109.46

**Pass Through Expenses**

Internet Subsidy Payment	11,103.75
	<b>11,103.75</b>

**Total Amount Due**

**274,394.35**



# INVOICE

**Customer Bill-to:**  
 California Connections Academy Monterey  
 Bay  
 33272 Valle Road  
 SAN JUAN CAPISTRANO, CA 92675-4842

**Attention:**  
 Accounts Payable

**Customer Ship-to:**  
 California Connections Academy  
 Monterey Bay  
 33272 Valle Road  
 SAN JUAN CAPISTRANO, CA  
 92675-4842

**Connections Education LLC dba  
 Pearson Virtual Schools USA**  
 509 S Exeter Street, Suite 202  
 Baltimore, MD 21202  
**Tel:** 1-800-843-0019  
**Email:** poblsalesops@pearson.com  
**Tax ID No:**  
 68-0519943

**Invoice Number :** 91000013900  
**Date :** 31-JUL-2023  
**Due Date :**  
**Payment Terms :**  
**Customer Account :** 3973052  
**Project Number :** 82067712  
**Currency :** USD  
**Shipment Terms :**  
**Purchase Order Number :** CALCAMB  
**Number of Pages :** Page 1 of 2

<table style="width: 100%; border-collapse: collapse;"> <tr> <td style="width: 15%;"><b>Total Ordered Quantity (No. Of Items)</b></td> <td style="width: 5%;">:</td> <td style="width: 10%;"></td> <td style="width: 10%; text-align: right;">2</td> </tr> <tr> <td><b>Net Amount</b></td> <td>:</td> <td>USD</td> <td style="text-align: right;">\$166,682.26</td> </tr> <tr> <td><b>Tax Total</b></td> <td>:</td> <td>USD</td> <td style="text-align: right;">\$2,373.95</td> </tr> <tr> <td><b>Invoice Total</b></td> <td>:</td> <td>USD</td> <td style="text-align: right;">\$169,056.21</td> </tr> <tr> <td><b>Amount Due</b></td> <td>:</td> <td>USD</td> <td style="text-align: right;">\$169,056.21</td> </tr> </table>	<b>Total Ordered Quantity (No. Of Items)</b>	:		2	<b>Net Amount</b>	:	USD	\$166,682.26	<b>Tax Total</b>	:	USD	\$2,373.95	<b>Invoice Total</b>	:	USD	\$169,056.21	<b>Amount Due</b>	:	USD	\$169,056.21	<table style="width: 100%; border-collapse: collapse;"> <tr> <th colspan="2" style="text-align: center; border-bottom: 1px dashed black;">REMITTANCE INFORMATION</th> </tr> <tr> <td style="width: 60%; border-bottom: 1px dashed black;"><b>Make Checks Payable to:</b></td> <td style="border-bottom: 1px dashed black;"><b>Bank Wire to:</b></td> </tr> <tr> <td style="border-bottom: 1px dashed black;">Pearson Virtual Schools USA 32369 Collection Center Drive Chicago, IL 60693-0323</td> <td style="border-bottom: 1px dashed black;"><b>Bank Name</b> : Bank of America N A</td> </tr> <tr> <td style="border-bottom: 1px dashed black;"></td> <td style="border-bottom: 1px dashed black;"><b>Bank Address</b> :</td> </tr> <tr> <td style="border-bottom: 1px dashed black;"></td> <td style="border-bottom: 1px dashed black;"><b>ABA ACH No</b> : 071000039</td> </tr> <tr> <td style="border-bottom: 1px dashed black;"></td> <td style="border-bottom: 1px dashed black;"><b>ABA Wire No</b> : 026009593</td> </tr> <tr> <td style="border-bottom: 1px dashed black;"></td> <td style="border-bottom: 1px dashed black;"><b>SWIFT Code</b> : BOFAUS3N</td> </tr> <tr> <td style="border-bottom: 1px dashed black;"></td> <td style="border-bottom: 1px dashed black;"><b>A/C No</b> : 8188290225</td> </tr> <tr> <td style="border-bottom: 1px dashed black;"></td> <td style="border-bottom: 1px dashed black;"><b>Bank Account Name</b> : Connections Education LLC dba Pearson Virtual Schools USA</td> </tr> </table>	REMITTANCE INFORMATION		<b>Make Checks Payable to:</b>	<b>Bank Wire to:</b>	Pearson Virtual Schools USA 32369 Collection Center Drive Chicago, IL 60693-0323	<b>Bank Name</b> : Bank of America N A		<b>Bank Address</b> :		<b>ABA ACH No</b> : 071000039		<b>ABA Wire No</b> : 026009593		<b>SWIFT Code</b> : BOFAUS3N		<b>A/C No</b> : 8188290225		<b>Bank Account Name</b> : Connections Education LLC dba Pearson Virtual Schools USA
<b>Total Ordered Quantity (No. Of Items)</b>	:		2																																				
<b>Net Amount</b>	:	USD	\$166,682.26																																				
<b>Tax Total</b>	:	USD	\$2,373.95																																				
<b>Invoice Total</b>	:	USD	\$169,056.21																																				
<b>Amount Due</b>	:	USD	\$169,056.21																																				
REMITTANCE INFORMATION																																							
<b>Make Checks Payable to:</b>	<b>Bank Wire to:</b>																																						
Pearson Virtual Schools USA 32369 Collection Center Drive Chicago, IL 60693-0323	<b>Bank Name</b> : Bank of America N A																																						
	<b>Bank Address</b> :																																						
	<b>ABA ACH No</b> : 071000039																																						
	<b>ABA Wire No</b> : 026009593																																						
	<b>SWIFT Code</b> : BOFAUS3N																																						
	<b>A/C No</b> : 8188290225																																						
	<b>Bank Account Name</b> : Connections Education LLC dba Pearson Virtual Schools USA																																						



<b>Invoice Number:</b> 91000013900							Page 2 of 2
Project Number	Project Agreement Number	Description	Quantity	List Price	Net Price	Tax	Line Total
82067712	CALCAMB	Direct Charges	25		160,464.16	2,373.95	162,838.11
82067712	CALCAMB	Pass Through	1		6,218.10	0.00	6,218.10

To pay your invoice online: Visit <https://ipay2.bizsys.pearson.com/register> to register.  
 Already registered? Access your online account by visiting <https://ipay2.bizsys.pearson.com>

Invoice Total	Total Quantity	Subtotal	CGST	SGST	IGST	Total Tax	Invoice Total
			USD	USD	USD	USD	USD
	26	\$166,682.26	\$	\$	\$	\$2,373.95	\$169,056.21

Invoice Total	Subtotal	Total Tax	Invoice Total
	USD	USD	USD
	\$166,682.26	\$2,373.95	\$169,056.21



# Pearson

**Charges for the Following Period:**

**June 2023**

**Enrollment/Unit Based Charges**

Accounting and Regulatory Reporting	1,858.33
Connexus™ Annual License (EMS)	22,300.00
Curriculum Postage	1,688.50
Direct Course Instruction Support	1,320.00
Educational Resource Center	4,683.00
Enrollment and Records Management	2,046.67
Facility Support Services	150.00
Hardware/Software - Employees	1,250.00
Human Resources Support	2,604.17
Internet Subsidy Payment Processing	831.25
Monthly Fee per Student on an IEP	10,050.00
School Curriculum Supplies	875.00
Student Technology Assistance	13,752.08
Tangible and Intangible Instructional Materials	51,350.37
Technical Support and Repairs	5,575.00
VOICE OVER IP SERVICES	9,000.00
	<b>129,334.37</b>

**Revenue Based Charges**

Marketing Services	3,662.33
School Administration	21,973.97
Treasury Services	5,493.49
	<b>31,129.79</b>

**Pass Through Expenses**

Internet Subsidy Payment	6,218.10
	<b>6,218.10</b>

**Total Amount Due**

**166,682.26**



# INVOICE

**Customer Bill-to:**  
 California Connections Academy Northern  
 California  
 33272 Valle Road  
 SAN JUAN CAPISTRANO, CA 92675-  
 4842

**Attention:**  
 Accounts Payable

**Customer Ship-to:**  
 California Connections Academy  
 Northern California  
 33272 Valle Road  
 SAN JUAN CAPISTRANO, CA  
 92675-4842

**Connections Education LLC dba  
 Pearson Virtual Schools USA**  
 509 S Exeter Street, Suite 202  
 Baltimore, MD 21202  
**Tel:** 1-800-843-0019  
**Email:** poblsalesops@pearson.com  
**Tax ID No:**  
 68-0519943

**Invoice Number :** 91000013902  
**Date :** 31-JUL-2023  
**Due Date :**  
**Payment Terms :**  
**Customer Account :** 3922560  
**Project Number :** 82067686  
**Currency :** USD  
**Shipment Terms :**  
**Purchase Order Number :** CALCAR  
**Number of Pages :** Page 1 of 2

<table> <tr> <td><b>Total Ordered Quantity (No. Of Items)</b></td> <td>:</td> <td></td> <td>2</td> </tr> <tr> <td><b>Net Amount</b></td> <td>:</td> <td>USD</td> <td>\$822,186.53</td> </tr> <tr> <td><b>Tax Total</b></td> <td>:</td> <td>USD</td> <td>\$9,428.09</td> </tr> <tr> <td><b>Invoice Total</b></td> <td>:</td> <td>USD</td> <td>\$831,614.62</td> </tr> <tr> <td><b>Amount Due</b></td> <td>:</td> <td>USD</td> <td>\$831,614.62</td> </tr> </table>	<b>Total Ordered Quantity (No. Of Items)</b>	:		2	<b>Net Amount</b>	:	USD	\$822,186.53	<b>Tax Total</b>	:	USD	\$9,428.09	<b>Invoice Total</b>	:	USD	\$831,614.62	<b>Amount Due</b>	:	USD	\$831,614.62	<table border="1"> <thead> <tr> <th colspan="2" style="text-align: center;">REMITTANCE INFORMATION</th> </tr> </thead> <tbody> <tr> <td style="border: none;"><b>Make Checks Payable to:</b></td> <td style="border: none;"><b>Bank Wire to:</b></td> </tr> <tr> <td style="border: none;">Pearson Virtual Schools USA 32369 Collection Center Drive Chicago, IL 60693-0323</td> <td style="border: none;"><b>Bank Name</b> : Bank of America N A</td> </tr> <tr> <td style="border: none;"></td> <td style="border: none;"><b>Bank Address</b> :</td> </tr> <tr> <td style="border: none;"></td> <td style="border: none;"><b>ABA ACH No</b> : 071000039</td> </tr> <tr> <td style="border: none;"></td> <td style="border: none;"><b>ABA Wire No</b> : 026009593</td> </tr> <tr> <td style="border: none;"></td> <td style="border: none;"><b>SWIFT Code</b> : BOFAUS3N</td> </tr> <tr> <td style="border: none;"></td> <td style="border: none;"><b>A/C No</b> : 8188290225</td> </tr> <tr> <td style="border: none;"></td> <td style="border: none;"><b>Bank Account Name</b> : Connections Education LLC dba Pearson Virtual Schools USA</td> </tr> </tbody> </table>	REMITTANCE INFORMATION		<b>Make Checks Payable to:</b>	<b>Bank Wire to:</b>	Pearson Virtual Schools USA 32369 Collection Center Drive Chicago, IL 60693-0323	<b>Bank Name</b> : Bank of America N A		<b>Bank Address</b> :		<b>ABA ACH No</b> : 071000039		<b>ABA Wire No</b> : 026009593		<b>SWIFT Code</b> : BOFAUS3N		<b>A/C No</b> : 8188290225		<b>Bank Account Name</b> : Connections Education LLC dba Pearson Virtual Schools USA
<b>Total Ordered Quantity (No. Of Items)</b>	:		2																																				
<b>Net Amount</b>	:	USD	\$822,186.53																																				
<b>Tax Total</b>	:	USD	\$9,428.09																																				
<b>Invoice Total</b>	:	USD	\$831,614.62																																				
<b>Amount Due</b>	:	USD	\$831,614.62																																				
REMITTANCE INFORMATION																																							
<b>Make Checks Payable to:</b>	<b>Bank Wire to:</b>																																						
Pearson Virtual Schools USA 32369 Collection Center Drive Chicago, IL 60693-0323	<b>Bank Name</b> : Bank of America N A																																						
	<b>Bank Address</b> :																																						
	<b>ABA ACH No</b> : 071000039																																						
	<b>ABA Wire No</b> : 026009593																																						
	<b>SWIFT Code</b> : BOFAUS3N																																						
	<b>A/C No</b> : 8188290225																																						
	<b>Bank Account Name</b> : Connections Education LLC dba Pearson Virtual Schools USA																																						





<b>Invoice Number:</b> 91000013902							Page 2 of 2
Project Number	Project Agreement Number	Description	Quantity	List Price	Net Price	Tax	Line Total
82067686	CALCAR	Direct Charges	26		796,387.16	9,428.09	805,815.25
82067686	CALCAR	Pass Through	1		25,799.37	0.00	25,799.37

To pay your invoice online: Visit <https://ipay2.bizsys.pearson.com/register> to register.  
 Already registered? Access your online account by visiting <https://ipay2.bizsys.pearson.com>

Invoice Total	Total Quantity	Subtotal	CGST	SGST	IGST	Total Tax	Invoice Total
		USD	USD	USD	USD	USD	USD
	27	\$822,186.53	\$	\$	\$	\$9,428.09	\$831,614.62

Invoice Total	Subtotal	Total Tax	Invoice Total
	USD	USD	USD
	\$822,186.53	\$9,428.09	\$831,614.62



# Pearson

<b>Charges for the Following Period:</b>	<b>June 2023</b>
--	------------------

<b>Enrollment/Unit Based Charges</b>	
Accounting and Regulatory Reporting	6,691.67
Community Outreach	4,166.67
Connexus™ Annual License (EMS)	80,300.00
Curriculum Postage	6,072.00
Direct Course Instruction Support	2,846.25
Educational Resource Center	16,863.00
Enrollment and Records Management	7,360.00
Facility Support Services	525.00
Hardware/Software - Employees	4,000.00
Human Resources Support	8,333.33
Internet Subsidy Payment Processing	3,496.64
Monthly Fee per Student on an IEP	42,000.00
School Curriculum Supplies	2,791.67
Student Technology Assistance	61,189.58
Tangible and Intangible Instructional Materials	187,169.94
Technical Support and Repairs	20,075.00
<b>VOICE OVER IP SERVICES</b>	<b>32,760.00</b>
	<b>486,640.75</b>
<b>Revenue Based Charges</b>	
Marketing Services	36,440.75
School Administration	218,644.53
Treasury Services	54,661.13
	<b>309,746.41</b>
<b>Pass Through Expenses</b>	
Internet Subsidy Payment	25,799.37
	<b>25,799.37</b>
<b>Total Amount Due</b>	<b>822,186.53</b>



# INVOICE

**Customer Bill-to:**  
 California Connections Academy North Bay  
 33272 Valle Road  
 SAN JUAN CAPISTRANO, CA 92675-4842

**Attention:**  
 Accounts Payable

**Customer Ship-to:**  
 California Connections Academy North Bay  
 33272 Valle Road  
 SAN JUAN CAPISTRANO, CA 92675-4842

**Connections Education LLC dba Pearson Virtual Schools USA**  
 509 S Exeter Street, Suite 202  
 Baltimore, MD 21202  
**Tel:** 1-800-843-0019  
**Email:** poblsalesops@pearson.com  
**Tax ID No:**  
 68-0519943

**Invoice Number :** 91000013903  
**Date :** 31-JUL-2023  
**Due Date :**  
**Payment Terms :**  
**Customer Account :** 3903212  
**Project Number :** 82067687  
**Currency :** USD  
**Shipment Terms :**  
**Purchase Order Number :** CalCAN  
**Number of Pages :** Page 1 of 2

<table style="width: 100%; border-collapse: collapse;"> <tr> <td style="width: 15%;"><b>Total Ordered Quantity (No. Of Items)</b></td> <td style="width: 5%;">:</td> <td style="width: 10%;"></td> <td style="width: 10%; text-align: right;">2</td> </tr> <tr> <td><b>Net Amount</b></td> <td>:</td> <td>USD</td> <td style="text-align: right;">\$51,367.94</td> </tr> <tr> <td><b>Tax Total</b></td> <td>:</td> <td>USD</td> <td style="text-align: right;">\$873.90</td> </tr> <tr> <td><b>Invoice Total</b></td> <td>:</td> <td>USD</td> <td style="text-align: right;">\$52,241.84</td> </tr> <tr> <td><b>Amount Due</b></td> <td>:</td> <td>USD</td> <td style="text-align: right;">\$52,241.84</td> </tr> </table>	<b>Total Ordered Quantity (No. Of Items)</b>	:		2	<b>Net Amount</b>	:	USD	\$51,367.94	<b>Tax Total</b>	:	USD	\$873.90	<b>Invoice Total</b>	:	USD	\$52,241.84	<b>Amount Due</b>	:	USD	\$52,241.84	<table style="width: 100%; border-collapse: collapse;"> <tr> <th colspan="2" style="text-align: center; border-bottom: 1px dashed black;">REMITTANCE INFORMATION</th> </tr> <tr> <td style="width: 60%; border-bottom: 1px dashed black;"><b>Make Checks Payable to:</b></td> <td style="border-bottom: 1px dashed black;"><b>Bank Wire to:</b></td> </tr> <tr> <td style="border-bottom: 1px dashed black;">Pearson Virtual Schools USA 32369 Collection Center Drive Chicago, IL 60693-0323</td> <td style="border-bottom: 1px dashed black;"><b>Bank Name</b> : Bank of America N A</td> </tr> <tr> <td style="border-bottom: 1px dashed black;"></td> <td style="border-bottom: 1px dashed black;"><b>Bank Address</b> :</td> </tr> <tr> <td style="border-bottom: 1px dashed black;"></td> <td style="border-bottom: 1px dashed black;"><b>ABA ACH No</b> : 071000039</td> </tr> <tr> <td style="border-bottom: 1px dashed black;"></td> <td style="border-bottom: 1px dashed black;"><b>ABA Wire No</b> : 026009593</td> </tr> <tr> <td style="border-bottom: 1px dashed black;"></td> <td style="border-bottom: 1px dashed black;"><b>SWIFT Code</b> : BOFAUS3N</td> </tr> <tr> <td style="border-bottom: 1px dashed black;"></td> <td style="border-bottom: 1px dashed black;"><b>A/C No</b> : 8188290225</td> </tr> <tr> <td style="border-bottom: 1px dashed black;"></td> <td style="border-bottom: 1px dashed black;"><b>Bank Account Name</b> : Connections Education LLC dba Pearson Virtual Schools USA</td> </tr> </table>	REMITTANCE INFORMATION		<b>Make Checks Payable to:</b>	<b>Bank Wire to:</b>	Pearson Virtual Schools USA 32369 Collection Center Drive Chicago, IL 60693-0323	<b>Bank Name</b> : Bank of America N A		<b>Bank Address</b> :		<b>ABA ACH No</b> : 071000039		<b>ABA Wire No</b> : 026009593		<b>SWIFT Code</b> : BOFAUS3N		<b>A/C No</b> : 8188290225		<b>Bank Account Name</b> : Connections Education LLC dba Pearson Virtual Schools USA
<b>Total Ordered Quantity (No. Of Items)</b>	:		2																																				
<b>Net Amount</b>	:	USD	\$51,367.94																																				
<b>Tax Total</b>	:	USD	\$873.90																																				
<b>Invoice Total</b>	:	USD	\$52,241.84																																				
<b>Amount Due</b>	:	USD	\$52,241.84																																				
REMITTANCE INFORMATION																																							
<b>Make Checks Payable to:</b>	<b>Bank Wire to:</b>																																						
Pearson Virtual Schools USA 32369 Collection Center Drive Chicago, IL 60693-0323	<b>Bank Name</b> : Bank of America N A																																						
	<b>Bank Address</b> :																																						
	<b>ABA ACH No</b> : 071000039																																						
	<b>ABA Wire No</b> : 026009593																																						
	<b>SWIFT Code</b> : BOFAUS3N																																						
	<b>A/C No</b> : 8188290225																																						
	<b>Bank Account Name</b> : Connections Education LLC dba Pearson Virtual Schools USA																																						



<b>Invoice Number:</b> 91000013903							Page 2 of 2
Project Number	Project Agreement Number	Description	Quantity	List Price	Net Price	Tax	Line Total
82067687	CalCAN	Direct Charges	25		49,147.19	873.90	50,021.09
82067687	CalCAN	Pass Through	1		2,220.75	0.00	2,220.75

To pay your invoice online: Visit <https://ipay2.bizsys.pearson.com/register> to register.  
 Already registered? Access your online account by visiting <https://ipay2.bizsys.pearson.com>

Invoice Total	Total Quantity	Subtotal	CGST	SGST	IGST	Total Tax	Invoice Total
		USD	USD	USD	USD	USD	USD
	26	\$51,367.94	\$	\$	\$	\$873.90	\$52,241.84

Invoice Total	Subtotal	Total Tax	Invoice Total
	USD	USD	USD
	\$51,367.94	\$873.90	\$52,241.84



# Pearson

**Charges for the Following Period:**

**June 2023**

**Enrollment/Unit Based Charges**

Accounting and Regulatory Reporting	616.67
Connexus™ Annual License (EMS)	7,400.00
Curriculum Postage	563.75
Direct Course Instruction Support	123.75
Educational Resource Center	1,554.00
Enrollment and Records Management	683.33
Facility Support Services	75.00
Hardware/Software - Employees	800.00
Human Resources Support	729.17
Internet Subsidy Payment Processing	310.75
Monthly Fee per Student on an IEP	2,100.00
School Curriculum Supplies	250.00
Student Technology Assistance	5,270.83
Tangible and Intangible Instructional Materials	17,250.07
Technical Support and Repairs	1,850.00
VOICE OVER IP SERVICES	2,520.00
	<b>42,097.32</b>

**Revenue Based Charges**

Marketing Services	829.40
School Administration	4,976.38
Treasury Services	1,244.09
	<b>7,049.87</b>

**Pass Through Expenses**

Internet Subsidy Payment	2,220.75
	<b>2,220.75</b>

**Total Amount Due**

**51,367.94**



# INVOICE

**Customer Bill-to:**  
 California Connections Academy Southern  
 California  
 33272 Valle Road  
 SAN JUAN CAPISTRANO, CA 92675-  
 4842

**Attention:**  
 Accounts Payable

**Customer Ship-to:**  
 California Connections Academy  
 Southern California  
 33272 Valle Road  
 SAN JUAN CAPISTRANO, CA  
 92675-4842

**Connections Education LLC dba  
 Pearson Virtual Schools USA**  
 509 S Exeter Street, Suite 202  
 Baltimore, MD 21202  
**Tel:** 1-800-843-0019  
**Email:** pobsalesops@pearson.com  
**Tax ID No:**  
 68-0519943

**Invoice Number :** 91000013925  
**Date :** 31-JUL-2023  
**Due Date :**  
**Payment Terms :**  
**Customer Account :** 3921999  
**Project Number :** 82067684  
**Currency :** USD  
**Shipment Terms :**  
**Purchase Order Number :** CAPOCA  
**Number of Pages :** Page 1 of 2

<table style="width: 100%; border-collapse: collapse;"> <tr> <td style="width: 15%;"><b>Total Ordered Quantity (No. Of Items)</b></td> <td style="width: 5%;">:</td> <td style="width: 10%;"></td> <td style="width: 10%; text-align: right;">2</td> </tr> <tr> <td><b>Net Amount</b></td> <td>:</td> <td>USD</td> <td style="text-align: right;">\$3,512,538.34</td> </tr> <tr> <td><b>Tax Total</b></td> <td>:</td> <td>USD</td> <td style="text-align: right;">\$26,236.65</td> </tr> <tr> <td><b>Invoice Total</b></td> <td>:</td> <td>USD</td> <td style="text-align: right;">\$3,538,774.99</td> </tr> <tr> <td><b>Amount Due</b></td> <td>:</td> <td>USD</td> <td style="text-align: right;">\$3,538,774.99</td> </tr> </table>	<b>Total Ordered Quantity (No. Of Items)</b>	:		2	<b>Net Amount</b>	:	USD	\$3,512,538.34	<b>Tax Total</b>	:	USD	\$26,236.65	<b>Invoice Total</b>	:	USD	\$3,538,774.99	<b>Amount Due</b>	:	USD	\$3,538,774.99	<p style="text-align: center;"><b>REMITTANCE INFORMATION</b></p> <table style="width: 100%; border-collapse: collapse;"> <tr> <td style="width: 60%; border: 1px dashed black;"><b>Make Checks Payable to:</b></td> <td style="width: 40%; border: 1px dashed black;"><b>Bank Wire to:</b></td> </tr> <tr> <td style="border: 1px dashed black;">Pearson Virtual Schools USA 32369 Collection Center Drive Chicago, IL 60693-0323</td> <td style="border: 1px dashed black;"><b>Bank Name</b> : Bank of America N A</td> </tr> <tr> <td style="border: 1px dashed black;"></td> <td style="border: 1px dashed black;"><b>Bank Address</b> :</td> </tr> <tr> <td style="border: 1px dashed black;"></td> <td style="border: 1px dashed black;"><b>ABA ACH No</b> : 071000039</td> </tr> <tr> <td style="border: 1px dashed black;"></td> <td style="border: 1px dashed black;"><b>ABA Wire No</b> : 026009593</td> </tr> <tr> <td style="border: 1px dashed black;"></td> <td style="border: 1px dashed black;"><b>SWIFT Code</b> : BOFAUS3N</td> </tr> <tr> <td style="border: 1px dashed black;"></td> <td style="border: 1px dashed black;"><b>A/C No</b> : 8188290225</td> </tr> <tr> <td style="border: 1px dashed black;"></td> <td style="border: 1px dashed black;"><b>Bank Account Name</b> : Connections Education LLC dba Pearson Virtual Schools USA</td> </tr> </table>	<b>Make Checks Payable to:</b>	<b>Bank Wire to:</b>	Pearson Virtual Schools USA 32369 Collection Center Drive Chicago, IL 60693-0323	<b>Bank Name</b> : Bank of America N A		<b>Bank Address</b> :		<b>ABA ACH No</b> : 071000039		<b>ABA Wire No</b> : 026009593		<b>SWIFT Code</b> : BOFAUS3N		<b>A/C No</b> : 8188290225		<b>Bank Account Name</b> : Connections Education LLC dba Pearson Virtual Schools USA
<b>Total Ordered Quantity (No. Of Items)</b>	:		2																																		
<b>Net Amount</b>	:	USD	\$3,512,538.34																																		
<b>Tax Total</b>	:	USD	\$26,236.65																																		
<b>Invoice Total</b>	:	USD	\$3,538,774.99																																		
<b>Amount Due</b>	:	USD	\$3,538,774.99																																		
<b>Make Checks Payable to:</b>	<b>Bank Wire to:</b>																																				
Pearson Virtual Schools USA 32369 Collection Center Drive Chicago, IL 60693-0323	<b>Bank Name</b> : Bank of America N A																																				
	<b>Bank Address</b> :																																				
	<b>ABA ACH No</b> : 071000039																																				
	<b>ABA Wire No</b> : 026009593																																				
	<b>SWIFT Code</b> : BOFAUS3N																																				
	<b>A/C No</b> : 8188290225																																				
	<b>Bank Account Name</b> : Connections Education LLC dba Pearson Virtual Schools USA																																				



<b>Invoice Number:</b> 91000013925							Page 2 of 2
Project Number	Project Agreement Number	Description	Quantity	List Price	Net Price	Tax	Line Total
82067684	CAPOCA	Direct Charges	28		2,701,016.59	26,236.65	2,727,253.24
82067684	CAPOCA	Pass Through	20		811,521.75	0.00	811,521.75

To pay your invoice online: Visit <https://ipay2.bizsys.pearson.com/register> to register.  
 Already registered? Access your online account by visiting <https://ipay2.bizsys.pearson.com>

Invoice Total	Total Quantity	Subtotal	CGST	SGST	IGST	Total Tax	Invoice Total
		USD	USD	USD	USD	USD	USD
	48	\$3,512,538.34	\$	\$	\$	\$26,236.65	\$3,538,774.99

Invoice Total	Subtotal	Total Tax	Invoice Total
	USD	USD	USD
	\$3,512,538.34	\$26,236.65	\$3,538,774.99



# Pearson

Charges for the Following Period:	June 2023
<b>Compensation Expenses</b>	
Benefits - Administration	159,697.22
Benefits - Instructional	625,962.62
Credit for Nonbillable Earnings Paid by the School	(142,273.92)
Withholdings	273,917.63
	<b>917,303.55</b>
<b>Enrollment/Unit Based Charges</b>	
Accounting and Regulatory Reporting	19,200.00
Community Outreach	45,833.33
Connexus™ Annual License (EMS)	230,400.00
Curriculum Postage	17,281.00
Direct Course Instruction Support	7,301.25
Educational Resource Center	48,384.00
Enrollment and Records Management	20,946.67
Facility Support Services	1,525.00
Hardware/Software - Employees	12,600.00
Human Resources Support	26,250.00
Internet Subsidy Payment Processing	9,948.08
Monthly Fee per Student on an IEP	112,650.00
School Curriculum Supplies	9,458.33
Short Term Substitute Teaching Services	34,200.00
Student Technology Assistance	173,122.92
Tangible and Intangible Instructional Materials	532,213.75
Technical Support and Repairs	57,600.00
VOICE OVER IP SERVICES	94,680.00
	<b>1,453,594.33</b>
<b>Revenue Based Charges</b>	
Marketing Services	54,324.99
School Administration	325,949.94
Treasury Services	81,487.49
	<b>461,762.42</b>
<b>Pass Through Expenses</b>	
Internet Subsidy Payment	73,572.41
E-Rate Credit	-
Miscellaneous	606,305.63
	<b>679,878.04</b>
<b>Total Amount Due</b>	<b>3,512,538.34</b>



# Coversheet

## Approval of Contracts over \$20k (attached)

**Section:** IV. Consent Items  
**Item:** D. Approval of Contracts over \$20k (attached)  
**Purpose:** Vote  
**Submitted by:**  
**Related Material:** 23-24 CalOPS Payments and Purchase Orders Over 20k.pdf  
Complete\_with\_DocuSign\_2023-24-04\_Learning\_A.pdf  
Complete\_with\_DocuSign\_2023-24-08\_PC\_Connect.pdf  
Complete\_with\_DocuSign\_2023-24-02\_IncidentIQ.pdf  
Complete\_with\_DocuSign\_2022-23-34\_Calloway\_P.pdf  
Complete\_with\_DocuSign\_2023-24-09\_Curriculum.pdf

## CalOPS INVOICES Paid Over 20k

Date	Vendor	Invoice#	Date of Invoice	Amount	PVS Budget Line	School Allocation
7/21/2023	Effectual Educational Consulting Services	10614	4/30/2023	\$37,189.10	SPED Services	SoCal
7/21/2023	El Paseo Children's Center Inc	4940	4/30/2023	\$109,784.02	SPED Services	SoCal
7/21/2023	PresenceLearning, Inc.	INV60931	6/7/2023	\$39,710.20	SPED Services	SoCal
7/21/2023	TTC4Success	1206	6/7/2023	\$44,868.30	SPED Services	SoCal
7/21/2023	El Paseo Children's Center Inc	2942	4/30/2023	\$22,330.23	SPED Services	Central Valley
7/21/2023	El Paseo Children's Center Inc	2941	4/30/2023	\$49,547.51	SPED Services	NorCal
7/21/2023	TTC4SUCCESS	1206	6/7/2023	\$52,738.15	SPED Services	NorCal
7/21/2023	El Paseo Children's Center Inc	3039	5/31/2023	\$119,766.37	SPED Services	SoCal
7/21/2023	Oxford Consulting Services Inc	160163	4/30/2023	\$71,012.50	SPED Services	SoCal
7/21/2023	Charter Schools Development Center	23471	7/11/2023	\$25,395.00	Membership	SoCal
7/21/2023	Capistrano Unified School District	68SI2300	6/30/2023	\$37,503.00	District Oversight Fees	SoCal
7/21/2023	Classkick	2021-10941	6/21/2023	\$24,599.00	Professional Services: Other School Contracted	SoCal
7/21/2023	El Paseo Children's Center Inc	3041	5/31/2023	\$21,288.79	SPED Services	Central Valley
7/21/2023	El Paseo Children's Center Inc	3040	5/31/2023	\$67,030.14	SPED Services	NorCal
7/28/2023	Oxford Consulting Services, Inc	160444	5/31/2023	\$20,863.54	SPED Services	SoCal
7/28/2023	Oxford Consulting Services, Inc	160457	5/31/2023	\$101,862.50	SPED Services	SoCal
7/28/2023	Oxford Consulting Services, Inc	160903	6/30/2023	\$69,537.50	SPED Services	SoCal
7/28/2023	Stanford Sierra Youth & Families	May-23	5/30/2023	\$50,140.00	SPED Services	All Schools

7/28/2023	Milestones Therapy Group	1044	6/22/2023	\$58,157.73	SPED Services	SoCal
7/28/2023	Milestones Therapy Group	1045	6/22/2023	\$39,579.94	SPED Services	SoCal
7/28/2023	Milestones Therapy Group	1046	6/22/2023	\$52,001.91	SPED Services	SoCal
7/28/2023	Presence Learning, Inc	INV61016	7/7/2023	\$49,978.80	SPED Services	All Schools
7/28/2023	TTC4Success	1223	7/10/2023	\$65,135.81	SPED Services	All Schools
8/4/2023	Netrix	SOI-000353	7/26/2023	\$40,911.34	Facilities: Expensed Furniture and Equipment	SoCal
8/4/2023	Netrix	SOI-000356	7/28/2023	\$33,435.92	Facilities: Expensed Furniture and Equipment	SoCal
8/4/2023	ExploreLearning	06092023 JR	6/9/2023	\$84,519.70	Professional Services: Other School Contracted Services	SoCal
8/4/2023	PC Connection	74215928	6/8/2023	\$208,611.92	Facilities: Equipment/Supplies	SoCal
8/4/2023	PC Connection	74234016	6/21/2023	\$484,056.01	Facilities: Equipment/Supplies	SoCal
8/4/2023	Incident IQ, LLC	6465	7/27/2023	\$33,328.44	Professional Services: Other School Contracted Services	SoCal
8/4/2023	El Paseo Children's Center Inc	3065	6/30/2023	\$78,815.93	SPED Services	SoCal
8/4/2023	El Paseo Children's Center Inc	3066	6/30/2023	\$36,321.55	SPED Services	NorCal
8/18/2023	Learning A-Z	6949798	8/7/2023	\$35,100.00	Student Related: SPED Related Services	All Schools
8/18/2023	Docusign	111100181978	8/15/2023	\$22,762.23	Professional Services: Other School Contracted Services	All Schools
8/18/2023	Stanford Sierra Youth & Families	Jun-23	6/30/2023	\$47,960.00	SPED Services	All Schools
8/25/2023	PC Connections	74430395	8/17/2023	\$40,941.14	Facilities: Equipment/Supplies	All Schools
8/25/2023	Brandastic, Inc.	1206736	8/24/2023	\$21,000.00	Marketing	All Schools
8/25/2023	Brandastic, Inc.	1206725	8/17/2023	\$34,500.00	Marketing	All Schools

<b>CalOPS Purchase Orders Over 20k</b>						
<b>Number</b>	<b>Date</b>	<b>Requestor</b>	<b>Vendor</b>	<b>Purpose</b>	<b>Amount</b>	<b>Support</b>
2022-23-34	7/5/2023	Richie/Bernie	Calloway	Staff Backpacks	\$48,096.25	See Attached
2023-24-02	7/24/2023	Dan/Bernie	Incident IQ	Instructional Materials	\$33,328.44	See Attached
2023-24-04	8/3/2023	Leslie/Bernie	Learning A-Z	Instructional Materials	\$35,100.00	See Attached
2023-24-08	8/10/2023	Tracy/Bernie	PC Connections	Computer Hardware	\$41,989.19	See Attached
2023-24-09	8/22/2023	Leslie/Bernie	Curriculum Associates	i-Ready Assessments	\$49,540.00	See Attached



# 2023-2024 PURCHASE ORDER

## California Online Public Schools

dba California Connections Academy Southern California  
33272 Valle Road, San Juan Capistrano, CA 92675  
(949) 461-1667 Phone (949) 240-7895 Fax

Purchase Order Number: 2023 - 24 - 04  
 Date: 8/3/2023  
 Vendor Contact Name: Anya Derr  
 Vendor Phone Number: 866-889-3729  
 Vendor Fax Number: \_\_\_\_\_  
 Email P.O. to vendor?  Yes  No  
 Vendor Email: orders@learninga-z.com

Vendor: Learning A-Z  
 Address: 1840 East River Road, Suite 220  
 City: Tucson  
 State: AZ  
 Zip: 85718

Product/Description	Quote #	Discount	Cost	Qty	Total Cost
Raz-Plus: 150 classrooms, 12 Months	CPQ Quote # Q-810375 CSI Quote # 693366	0	\$ 35,100.00	1	\$ 35,100.00
					\$ -
					\$ -
					\$ -
					\$ -
					\$ -
					\$ -
					\$ -

DocuSigned by: \_\_\_\_\_  
**Signatures (or email approval):** \_\_\_\_\_ **Order Total** \$35,100.00

DocuSigned by: Bernie Jamero 8/3/2023  
 Purchaser/Requestor: \_\_\_\_\_ Date: \_\_\_\_\_  
 DocuSigned by: Richie Romero 8/4/2023  
 Administrator Approval (required): \_\_\_\_\_ Date: 8/3/2023  
 Audited By (optional): \_\_\_\_\_ Date: \_\_\_\_\_

via email approval (see attached)



**Date:** 7/19/2023  
**Valid Until:** 9/29/2023  
**Bill Id #:** 10327831  
**Username:** hhurley7

**Ship To:**

Hannah Hurley  
 California Connections Academy - Ripon  
 580 N Wilma Ave Ste G  
 Ripon, California 95366  
 5303161101  
 hhurley@calca.connectionsacademy.org

**Bill To:**

Hannah Hurley  
 California Connections Academy - Ripon  
 580 N Wilma Ave Ste G  
 Ripon, California 95366  
 5303161101  
 hhurley@calca.connectionsacademy.org

Products	Type	License Terms	List Price	1 Year
Raz-Plus	New	150 classrooms, 12 Months	\$35,100.00	\$35,100.00

**1 Year**

**Discount Amount:** \$0.00

**Sales Tax:** \$0.00

**YOUR TOTAL COST:** \$35,100.00

(\*) Taxes (if applicable) to be calculated at time of purchase. All prices are in U.S. dollars.

Internal use only: CPQ Quote # Q-810375, CSI Quote # 693366

Upgrading to Raz-Plus.

**Sales Executive**

Anya Derr  
anya.derr@learninga-z.com

If paying by purchase order please send a Learning A-Z quote matching your Purchase Order (P.O.)

**Email the P.O. along with the Learning A-Z quote to [orders@learninga-z.com](mailto:orders@learninga-z.com).**

**P.O. must include:**

1. PO number
2. Learning A-Z as the vendor
3. Bill To information
4. The product(s) being purchased
5. Total dollar amount
6. If your PO has a signature line, it must be signed

**Learning A-Z License Agreement**

Licenses grant registered classrooms only permission to use materials on the designated website(s) during the terms of the license. Sharing user information or materials with non-registered classrooms is not authorized.

Please review our terms and conditions carefully before activating your account.

<https://help.learninga-z.com/article/Terms-of-Service>

**Thank you for your business!**

---

Internal use only: CPQ Quote # Q-810375, CSI Quote # 693366

© Learning A-Z  
1840 East River Road, Suite 220, Tucson, AZ 85718, USA  
866-889-3729 - sales@learninga-z.com

Page 2 of 2



## 2023-2024 PURCHASE ORDER

### California Online Public Schools

*dba California Connections Academy Southern California*  
33272 Valle Road, San Juan Capistrano, CA 92675  
(949) 461-1667 Phone (949) 240-7895 Fax

**Purchase Order Number:** 2023 - 24 - 08

**Date:** 8/10/2023

**Vendor Contact Name:** Lee Grenier

**Vendor Phone Number:** 603-321-4813

**Vendor Fax Number:** \_\_\_\_\_

**Email P.O. to vendor?**  Yes  No

**Vendor Email:** lee.grenier@connection.com

**Vendor:** PC Connection Sales Corp.

**Address:** 730 Milford Road

\_\_\_\_\_

**City:** Merrimack

**State:** NH

**Zip:** 03054-4631

Product/Description	Sales Quote#	Item #	Cost	Qty	Total Cost
MacBook Pro 14" M2 Pro Chip 10C CPU, 16C GPU / 16GB / 512GB SSD / Silver Apple Computer Cto	13042352.02	41589521	\$ 1,956.00	17	\$ 33,252.00
State Environmental Fee	13042352.02	Fee: 14	\$ 4.00	17	\$ 68.00
3-Year AppleCare+ for 14-Inch MacBook Pro (M2) Applecare Auto/services	13042352.02	41590314	\$ 234.00	17	\$ 3,978.00
CSP License Only Perpetual- Acad. Office LTSC Standard for Mac 2021 Microsoft Csp Perpetual Academic	13042352.02	41324436	\$ 61.65	17	\$ 1,048.05
4-Port USB 3.0 Hub USB-C to (4) USB-A, Bus Powered, Black StarTech.com	13042352.02	33426219	\$ 35.00	17	\$ 595.00
Mobile Mid Wilmington Config SVC	13042352.02	41494680	\$ 25.00	17	\$ 425.00
Tax					\$ 2,623.14
					\$ -
<b>Order Total</b>					<b>\$41,989.19</b>

**DocuSigned by:**  
**Signatures (or email approval):**

*Denise Romero* 8/10/2023  
DocuSigned by: 222CFD54599240C

*Rickie Romero* 8/10/2023  
DocuSigned by: F567D8428BA4132

*Cathie Carter* 8/10/2023  
DocuSigned by: 22344725983E100

**Purchaser/Requestor**

**Administrator Approval (required)**

**Audited By (optional)**

via email approval (see attached)





# SALES QUOTE

PC Connection Sales Corp.  
730 Milford Road  
Merrimack, NH 03054-4631  
(603) 683-2000

**Salesperson:** Lee Grenier  
**Phone:** (800) 800-0014 ext. 33162  
**Fax:** (603) 683-1165  
**Email:** lee.grenier@connection.com

**# 13042352.02**

PLEASE REFER TO THE ABOVE  
QUOTE # WHEN ORDERING

**Date:** 8/9/2023  
**Valid Through:** 8/16/2023

**Customer Contact:** Richie Romero  
**Email:** rromero@calca.connectionsacadem

**Phone:** (951) 394-0022  
**Fax:**

<b>SOLD TO:</b> AB#: 13528909 <b>CA CONNECTIONS ACADEMY SOUTHERN CA</b> ACCOUNTS PAYABLE 33272 VALLE RD SAN JUAN CAPISTRANO, CA 92675 US  (949) 461-1667	<b>SHIP TO:</b> AB#: 22878340 <b>California Online Public Schools</b> RICHIE ROMERO 33272 Valle Rd San Juan Capistrano, CA 92675 US  (949) 306-8498
--	---

DELIVERY	FOB	SHIP VIA	SHIP WEIGHT	TERMS	FEDERAL ID#
	Destination	Customer Collect	288.00 lbs	Net 30	02-0497006

* Line #	Qty	Item #	Mfg. Part #	Description	Mfg.	Price	Ext
10	17	Fee: 14		State Environmental Fee		\$ 4.00	\$ 68.00
10	17	<a href="#">41589521</a>	MPHH3LL/A	MacBook Pro 14" M2 Pro Chip 10C CPU, 16C GPU / 16GB / 512GB SSD / Silver Apple Computer Cto	Apple Computer Cto	\$ 1,956.00	\$ 33,252.00
20	17	<a href="#">41590314</a>	SGAQ2LL/A	3-Year AppleCare+ for 14-Inch MacBook Pro (M2) Applecare Auto/services	Applecare Auto/services	\$ 234.00	\$ 3,978.00
30	17	41324436	DG7GMGF0D7D1:0002	CSP License Only Perpetual- Acad. Office LTSC Standard for Mac 2021 Microsoft Csp Perpetual Academic	Microsoft Csp Perpetual Academic	\$ 61.65	\$ 1,048.05
40	17	<a href="#">33426219</a>	HB30C4AB	4-Port USB 3.0 Hub USB-C to (4) USB-A, Bus Powered, Black StarTech.com	StarTech.com	\$ 35.00	\$ 595.00
50	17	<a href="#">41494680</a>	MM	Mobile Mid Wilmington Config SVC	Wilmington Config SVC	\$ 25.00	\$ 425.00
<b>Subtotal</b>						<b>\$</b>	<b>39,366.05</b>
<b>Fee</b>						<b>\$</b>	<b>0.00</b>
<b>Shipping and Handling</b>						<b>\$</b>	<b>0.00</b>
<b>Tax</b>						<b>\$</b>	<b>2,623.14</b>
<b>Total</b>						<b>\$</b>	<b>41,989.19</b>

**\*Lease for as low as: \$1,137.29/Mo.**

\* The amount is indicative of a 36-month, Fair Market Value (FMV) lease provided by Connection Financial Services and/or other Connection finance partners. Assumes order is predominantly made up of hardware. If the majority of this quote represents software and/or services, please contact your Connection Account Manager to seek a custom lease quote. Lease offerings are subject to credit approval and other lease terms and conditions.

Important Notice - Standard Terms of Sale: Pricing valid for quantities shown until expiration date, excluding memory and hard drives. All purchases from PC Connection, Inc. are subject to the Company's Standard Terms of Sale, which describe important legal rights and obligations. You may review the Standard Terms of Sale on the Company's website - pconnection.com, or you may request a copy via fax, e-mail, or mail by calling 1-800-800-0011 or your account representative. It is the end user's responsibility to review, understand and agree to the terms of any End User License Agreement ("EULA"). Due to industry-wide constraints and fluctuations, Connection reserves the right to change price at any time.



**Warranty Options for Quote# 13042352.02**

**Ask your Account Manager about the following Warranty Options that are available for items that were quoted.**

**Options for: Item# 41589521 - MacBook Pro 14" M2 Pro Chip 10C CPU, 16C GPU / 16GB / 512GB SSD / Silver (Choose one)**

Qty	Item #	Manuf. Part #	Description	Manuf.	Price	Ext
17	41329129	SD6Q2LL/A	3-Year AppleCare+ for Schools for 14-inch MacBook Pro	Applecare Edu	\$ 199.00	\$ 3,383.00
17	41329130	SD6T2LL/A	4-Year AppleCare+ for Schools for 14-inch MacBook Pro	Applecare Edu	\$ 299.00	\$ 5,083.00
17	41329133	SD6R2LL/A	3-Year AppleCare+ for Schools for 14-inch MacBook Pro No Service Fee	Applecare Edu	\$ 209.00	\$ 3,553.00
17	41329134	SD6U2LL/A	4-Year AppleCare+ for Schools for 14-inch MacBook Pro No Service Fee	Applecare Edu	\$ 319.00	\$ 5,423.00

**Please ask your Account Manager about other warranties and service offerings that are available.**

**By purchasing a Service Connection Plan you agree to the terms and conditions set forth in this document and the particular service plan purchased.**



## 2023-2024 PURCHASE ORDER

### California Online Public Schools

dba California Connections Academy Southern California  
33272 Valle Road, San Juan Capistrano, CA 92675  
(949) 461-1667 Phone (949) 240-7895 Fax

**Purchase Order Number:** 2023 - 24 - 02

**Date:** 7/24/2023

**Vendor Contact Name:** Rob Winborne

**Vendor Phone Number:** (877)-747-3073

**Vendor Fax Number:** \_\_\_\_\_

**Email P.O. to vendor?**  Yes  No

**Vendor Email:** rwinborne@incidentiq.com

**Vendor:** Incident IQ

**Address:** 750 Glenwood Ave. SE, Ste. 320

\_\_\_\_\_

**City:** Atlanta

**State:** GA

**Zip:** 30316

Product/Description	Quote #	Product Code	Cost	Qty	Total Cost
iiQ Assets - Incident IQ Assets product (add-on), Subscription	34939	IIQ-6200	\$ 11,418.87	1	\$ 11,418.87
iiQ Assets - Incident IQ Enhanced Approvals Workflow (add-on), Subscription	34939	IIQ-8600	\$ 2,446.90	1	\$ 2,446.90
iiQ Launchpad On-boarding Services - Implementation of Incident IQ Cloud Services, one-time fee	34939	IIQ-9000	\$ 3,150.00	1	\$ 3,150.00
iiQ Platform with Ticketing - Incident IQ Platform with iiQ Ticketing core product, Subscription	34939	IIQ-1000	\$ 16,312.67	1	\$ 16,312.67

DocuSigned by: <b>Signatures (or email approval):</b> <u>Bernie Jamero</u> DocuSigned by: Purchaser/Requestor <u>Ricnie Romero</u> Administrator Approval (required) _____ Audited By (optional) _____	Date <u>7/24/2023</u> Date <u>7/24/2023</u> Date _____ Date _____	<b>Order Total</b> <span style="border: 1px solid black; padding: 2px;">\$33,328.44</span>
--	--	---

via email approval (see attached)



Quote Name California Connections Academy  
 Company Address 750 Glenwood Ave SE Suite 320  
 Atlanta, GA 30316  
 US

Created Date 7/20/2023  
 Expiration Date 8/4/2023  
 Quote Number 34939

Contract Start Date 10/9/2023  
 Contract End Date 10/8/2024

Contact Name Richard Savage  
 Email rsavage@californiaops.org

Bill To 33272 Valle Road  
 San Juan Capistrano, CA 92675  
 United States

Ship To 33272 Valle Road  
 San Juan Capistrano, CA 92675  
 United States

Product Code	Product	Product Description	Sales Price	Quantity
IIQ-6200	iiQ Assets	Incident IQ Assets product (add-on), Subscription	\$11,418.87	1.00
IIQ-8600	iiQ Enhanced Approval Workflow	Incident IQ Enhanced Approvals Workflow (add-on), Subscription	\$2,446.90	1.00
IIQ-9000	iiQ Launchpad On-boarding Services	Implementation of Incident IQ Cloud Services, one-time fee	\$3,150.00	1.00
IIQ-1000	iiQ Platform with Ticketing	Incident IQ Platform with iiQ Ticketing core product, Subscription	\$16,312.67	1.00

Total Price \$33,328.44

**Notes**

Annual Subscription Services for Incident IQ's Ticketing and Asset Management Modules (and Enhanced Approval Workflows).



## 2022-2023 PURCHASE ORDER

### California Online Public Schools

*dba California Connections Academy Southern California*  
33272 Valle Road, San Juan Capistrano, CA 92675  
(949) 461-1667 Phone (949) 240-7895 Fax

**Purchase Order Number:** 2022 - 23 - 34

**Date:** 7/5/2023

**Vendor Contact Name:** Tad Rhyan

**Vendor Phone Number:** 512-617-7169

**Vendor Fax Number:** \_\_\_\_\_

**Email P.O. to vendor?**  Yes  No

**Vendor Email:** tad.rhyan@callawaygolf.com

**Vendor:** Calloway

**Address:** 9013 Tuscan Way, Bldg 1, Suite 110

**City:** Austin

**State:** TX

**Zip:** 78754

Product/Description	Order #	Unit Discount	Unit Cost	Qty	Total Cost
2021 Ogio Alpha Convoy 25 Backpack Blue	7510811	\$ (26.00)	\$ 103.99	425	\$ 44,195.75
TRAVEL GEAR EMBROIDERY SML SET UP CHARGE 1	7510811	\$ -	\$ 50.00	1	\$ 50.00
Freight	7510811	\$ -	\$ 425.00	1	\$ 425.00
Tax Due	7510811	\$ -	\$ 3,425.50	1	\$ 3,425.50

<b>DocuSigned by:</b> <b>Signatures (or email approval):</b> <u><i>Bernie Jamero</i></u> <u>7/5/2023</u> <small>DocuSigned by: Bernie Jamero</small> <u><i>Ricardo Romero</i></u> <u>7/9/2023</u> <small>DocuSigned by: Ricardo Romero</small> <u><i>Michelle Carter</i></u> <u>7/6/2023</u> <small>DocuSigned by: Michelle Carter</small> _____ Administrator Approval (required) <u>7/6/2023</u> _____ Audited By (optional) _____ _____ Date _____	<b>Order Total</b> <b>\$48,096.25</b>
--	--

via email approval (see attached)



9013 Tuscany Way  
 Bldg 1, Suite 110  
 Austin, Tx, 78754

**Bill To:**

**Ship To:**

**Quote**

ashley larsen  
 33272 VALLE RD  
  
 SAN JUAN CAPISTRANO, CA 92675-4842  
 9493932000  
 ashleyjanelarsen@gmail.com

<b>DATE</b>	6/21/2023
<b>INVOICE #</b>	7510811
<b>Customer ID</b>	4697554

DESCRIPTION	UNIT PRICE	UNIT DISCOUNT	UNIT QTY	UNIT NET PRICE	AMOUNT
2021 Ogio Alpha Convoy 25 Backpack Blue	\$129.99	(\$26.00)	425	\$103.99	\$44,195.75
TRAVEL GEAR EMBROIDERY SML SET UP CHARGE 1	\$50.00	\$0.00	1	\$50.00	\$50.00

**Other Comments:**

Subtotal	\$55,295.75
Discounts	(\$11,050.00)
Freight	\$425.00
Tax Due	\$3,425.50
<b>TOTAL</b>	<b>\$48,096.25</b>

If you have any questions about this invoice, please contact Tad Rhyan  
 tad.rhyan@callawaygolf.com- 512-617-7169  
**Thank You For Your Business**



# Curriculum Associates®

**Prepared For:**

Leslie Dombek  
CA Connections Acad-Capistrano  
33272 Valle Rd,  
San Juan Capo, CA 92675

8/21/2023

Dear Leslie Dombek,

Thank you for requesting a price quote from Curriculum Associates. The chart below provides a summary of the products and/or services included. If you have any questions or would like any changes, please contact us.

Implementation Starting: 2023-2024      Quote ID: 336716.4      Valid through: 12/31/2023

Product	List Price	Net Price
i-Ready	\$42,400.00	\$42,400.00
Toolbox	\$8,400.00	\$7,140.00
List Total:		\$50,800.00
Savings:		\$1,260.00
Shipping/Tax/Other:		\$0.00
<b>Total:</b>		<b>\$49,540.00</b>

Thank you again for your interest in Curriculum Associates.

**Sincerely**

David Kootman  
760-521-6055  
dkootman@cainc.com

**Please submit this quote with your purchase order**



# Curriculum Associates®

Quote ID: 336716.4    Date: 8/21/2023    Valid through: 12/31/2023

**Prepared For:**  
 Leslie Dombek  
 CA Connections Acad-Capistrano  
 33272 Valle Rd,  
 San Juan Capo, CA 92675  
 ldombek@californiaops.org  
 (949) 461-1667

**Your Representative:**  
 David Kootman  
 760-521-6055  
 dkootman@cainc.com

**i-Ready**

Product Name	Item #	Qty	List Price	Net Price	Total
i-Ready Personalized Instruction Add On Math and Reading Virtual School Per Student License 1 Year	33839.0	1600	\$26.50	\$26.50	\$42,400.00
i-Ready Subtotal:					\$42,400.00

**Toolbox**

Product Name	Item #	Qty	List Price	Net Price	Total
i-Ready Learning Teacher Toolbox Access Math and Reading Virtual School Per Student 1 Year Must Purchase With Equal Number of i-Ready Licenses	31278.0	700	\$12.00	\$10.20	\$7,140.00
Toolbox Subtotal:					\$7,140.00

Total	
List Total:	\$50,800.00
Savings:	\$1,260.00
Merchandise Total:	\$49,540.00
Voucher/Credit:	\$0.00
Estimated Tax:	\$0.00
Estimated Shipping:	\$0.00
<b>Total:</b>	<b>\$49,540.00</b>

**Special Notes**  
 15% Blended Learning Discount applied to Toolbox contingent upon purchase of i-Ready.

F.O.B.: N. Billerica, MA 01862  
 Shipping: Shipping based on MDSE total  
 Terms: Net 30 days, pending credit approval  
 Fed. ID: #26-3954988

**Please submit this quote with your purchase order**

N1

# Curriculum Associates®

## Notice for Usage of Teacher Toolbox Materials

Thank you for your interest in Teacher Toolbox! Teacher Toolbox is a digital collection of instructional materials, designed to support teachers in delivering research-based instruction, remediation, and enrichment to students in Grades K–8.

Your Teacher Toolbox subscription provides access to Teacher Toolbox content for Grades K–8. During this time, educators may use Teacher Toolbox materials during whole class and small group instruction, for individual assignments, and may post student-facing Teacher Toolbox PDFs on a password-protected learning management system (LMS). Please be aware that files expire on June 30 of each year for purposes of Teacher Toolbox maintenance and updates. If you add files to an LMS, this expiration date may require that you re-load these files after this date.

# Curriculum Associates®

## Placing an Order

**Email:** [Orders@cainc.com](mailto:Orders@cainc.com)

**Fax:** 1-800-366-1158

**Mail:**

ATTN: CUSTOMER SERVICE DEPT.

Curriculum Associates LLC

153 Rangeway Rd

North Billerica, MA 01862-2013

Please visit CurriculumAssociates.com for more information about placing orders or contact CA's customer service department (1-800-225-0248) and reference quote number for questions.

Please attach quote to all signed purchase orders.

If tax exempt, please submit a valid exemption certificate with PO and quote in order to avoid processing delays. Exemption certificates can also be submitted to [exempt@cainc.com](mailto:exempt@cainc.com).

## Shipping Policy

Unless otherwise noted, shipping costs are calculated as follows:

Order Amount	Freight Amount
\$74.99 or less	Max charge of \$12.75
\$75.00 to \$999.99	12% of order
\$1,000 to \$4,999.99	10% of order

Order Amount	Freight Amount
\$5,000.00 to \$99,999.99	9% of order
\$100,000 and more	7% of order

Please contact your local CA representative or customer service (1-800-225-0248) for expedited shipping rates. The weight limit for an expedited order is 500lbs.

The enhanced shipping and handling services listed below are available upon request subject to the availability of our carrier partners. Please notify us of these delivery requests prior to submitting your PO so that we can include the service on your quote appropriately:

- Interior Location Delivery \$50/shipment location
- White Glove Delivery Service \$350/shipment location

If our carrier partners are unable to deliver to the location instructed on the PO or you need to change the time or location of delivery, one or more of the following fees may be applicable:

- Delivery Address Change \$100/shipment location
- Freight Storage \$150/day/shipment location
- Freight Carrier Redelivery \$100/shipment location

Unless otherwise expressly indicated, the shipping terms for all deliveries is FOB CA's Shipping Point (whether to a CA or third party facility). Risk of loss and title is passed to purchaser upon transfer of the goods to carrier, standard shipping charges (listed above) are added to the invoice or included in the unit price unless otherwise specified.

Supply chain challenges outside of Curriculum Associates' control may impact inventory availability for print product. We recommend submission of purchase orders as soon as possible to help ensure timely delivery.

## Payment Terms

Payment terms are as follows:

- With credit approval: Net 30 days
- Without credit approval: payment in full at time of order
- Accounts must be current before subsequent shipments are made

To ensure payment processing is timely and environmentally conscious, CA encourages ACH payments. If you would like to pay via ACH, please request remittance information by emailing [AR@cainc.com](mailto:AR@cainc.com).

Please send any payment notifications to [payments@cainc.com](mailto:payments@cainc.com). Credit card payments are only accepted for purchases under \$50,000.

## Invoice Receipt Preference

CA is pleased to offer electronic invoice delivery. Electronic invoice delivery allows CA to deliver your invoice in a timely and environmentally friendly manner. To request electronic invoice delivery please contact the CA Accounts Receivable team at [invoices@cainc.com](mailto:invoices@cainc.com) or by fax (1-800-366-1158). Please reference your quote number, provide a valid email address where the invoice should be directed, and indicate you would like to opt into electronic invoice delivery.

## Terms of Service

Customer's use of i-Ready® shall be subject to the i-Ready Terms and Conditions of Use, which can be found at [i-ready.com/support](http://i-ready.com/support). Customer's professional-development sessions will expire two years following the date of your purchase order and are subject to the Professional Development Terms of Service, which can be found at <https://www.curriculumassociates.com/PDTOS>.

## Return Policy

Except for materials sold on a non-refundable basis, purchaser may return, at purchaser risk and expense, purchased materials with pre-approval from CA's Customer Service department within 12 months of purchase. Please examine your order upon receipt. Before returning material, call CA's Customer Service department (1-800-225-0248 option 4) for return authorization and documentation. When returning material, please include your return authorization number and the return form that will be provided to you by CA's Return department. i-Ready®, Toolbox®, and BRIGANCE® Online Management Systems may be returned for a pro-rated refund for the remaining time left on the contract. We do not accept returns on unused i-Ready or Toolbox licenses®, materials that have been used and/or are not in "saleable condition," and individual components of kits or sets including but not limited to BRIGANCE® Kits, Ready® student and teacher sets, Ready Classroom® student and teacher sets, and Magnetic Reading classroom kits.

# Coversheet

## Approval of Year End Financial Statements (attached)

**Section:** IV. Consent Items  
**Item:** E. Approval of Year End Financial Statements (attached)  
**Purpose:** Vote  
**Submitted by:**  
**Related Material:** #####California Online Public Schools June 2023 .pdf  
CalCEN June 2023 Close File BOARD DOCUMENT.pdf  
Central Valley June 2023 Close File BOARD DOCUMENT.pdf  
CalMB June 2023 Close File BOARD DOCUMENT.pdf  
NorCal June 2023 Close File BOARD DOCUMENT.pdf  
North Bay June 2023 Close File BOARD DOCUMENT.pdf  
SoCal June 2023 Close File BOARD DOCUMENT.pdf

**California Online Public Schools**  
**Revenue and Expense Statement - Unaudited**  
**For the Period Ended June 30, 2023**

	June-23 Actual	YTD Actual	Annual Budget	Actual vs Budget
<b>Enrollment</b>				
ADM		8,199	8,276	(77)
Total Enrollment		10,747	10,908	(161)
Funded Enrollment		7,851	7,964	(113)
<b>Revenue</b>				
State Funding	6,716,173.11	53,855,305.13	51,615,458.18	2,239,846.95
Federal & Other Program Funding	1,727,314.92	5,231,821.25	7,835,692.97	(2,603,871.72)
Local Aid	4,066,161.85	48,901,645.48	49,012,173.00	(110,527.52)
Other Funding Sources	39,734.18	118,746.48	20,754.12	97,992.36
<b>Total Revenue</b>	<b>12,549,384.06</b>	<b>108,107,518.34</b>	<b>108,484,078.27</b>	<b>(376,559.93)</b>
<b>Program Expenses</b>				
<b>Compensation Expense</b>				
Administration Staff	876,671.18	7,219,418.33	6,780,400.28	(439,018.05)
Instructional Staff	8,127,530.11	38,516,922.94	39,406,963.59	890,040.65
<b>Total Compensation Expense</b>	<b>9,004,201.29</b>	<b>45,736,341.27</b>	<b>46,187,363.87</b>	<b>451,022.60</b>
<b>Fee Based Expenses</b>				
Enrollment/Unit Based Fees	2,340,989.29	27,138,700.86	26,977,481.13	(161,219.73)
Revenue Based Fees	877,906.51	8,493,415.22	8,548,869.98	55,454.76
<b>Total Fee Based Expenses</b>	<b>3,218,895.80</b>	<b>35,632,116.08</b>	<b>35,526,351.11</b>	<b>(105,764.97)</b>
<b>Other School Expenses</b>				
Assessment	372,855.16	1,040,290.20	1,313,683.70	273,393.50
Authorizer Oversight	101,558.03	1,238,578.91	1,239,994.15	1,415.25
Employee Related	185,708.06	1,694,152.87	1,420,227.65	(273,925.22)
Facilities	54,708.58	771,945.14	1,228,429.35	456,484.21
Governance	2,488.89	152,518.26	189,933.37	37,415.11
Internet Service Provider	120,444.23	367,799.96	443,795.94	75,995.98
Instructional	1,106.13	241,493.10	883,333.40	641,840.30
Professional Services	72,593.94	689,843.68	612,180.95	(77,662.73)
Student Related	1,877,544.83	7,386,502.21	6,812,606.94	(573,895.27)
Other (Income) and Expense	-	(84,581.00)	(84,581.00)	-
Taxes	43,858.56	542,578.62	520,107.94	(22,470.68)
Pending Allocation	(476,674.02)	(0.00)	-	0.00
<b>Total Other School Expenses</b>	<b>2,356,192.39</b>	<b>14,041,121.94</b>	<b>14,579,712.39</b>	<b>538,590.45</b>
<b>Adjustments and Credits</b>				
Discretionary Service Credit	-	-	-	-
<b>Total Adjustments and Credits</b>	<b>-</b>	<b>-</b>	<b>-</b>	<b>-</b>
<b>Total Program Expenses</b>	<b>14,579,289.47</b>	<b>95,409,579.29</b>	<b>96,293,427.38</b>	<b>883,848.09</b>
<b>Net Increase (Decrease)</b>	<b>(2,029,905.41)</b>	<b>12,697,939.05</b>	<b>12,190,650.89</b>	<b>507,288.16</b>
<b>Beginning fund balance</b>	<b>14,720,822.90</b>	<b>14,720,822.90</b>		
<b>Ending fund balance</b>	<b>12,690,917.49</b>	<b>27,418,761.95</b>		

**California Online Public Schools  
Balance Sheet - Unaudited  
June 30, 2023**

**ASSETS**

**Cash and Short Term Investments:**

Checking	\$	897,735.49
Payroll		921,599.64
CALOPS - Operating		5,683,088.28
CALOPS - Holding		27,007,448.98
Savings - CALOPS		5,143,333.62
State Holding Account		779,943.06
OCDE Cash Account		1,665,215.56
Petty Cash		600.75

<b>Total Cash and Short Term Investments</b>		<b>42,098,965.38</b>
--	--	----------------------

**Other Current Assets:**

Pupil Funding		16,132,188.45
SPED Funding State		237,689.20
Other State Receivables		(114,759.12)
Federal Programs		1,532,385.92
Due from CalOPS Schools		(3,029.99)
Chase-JP Morgan Receivable		3,030.00
Prepaid Expenses		419,710.38

<b>Total Other Current Assets</b>		<b>18,207,214.84</b>
-----------------------------------	--	----------------------

<b>Total Current Assets</b>		<b>60,306,180.22</b>
-----------------------------	--	----------------------

**Fixed Assets:**

Office Equipment - Shelving System		32,521.50
Leasehold Improvement: Office Buildout		168,135.36
Accumulated Depreciation		(33,831.45)

<b>Net Fixed Assets</b>		<b>166,825.41</b>
-------------------------	--	-------------------

**Other Assets:**

Deposits		20,387.30
----------	--	-----------

<b>Total Other Assets</b>		<b>20,387.30</b>
---------------------------	--	------------------

<b>Total Assets</b>	<b>\$</b>	<b>60,493,392.93</b>
---------------------	-----------	----------------------

=====

**California Online Public Schools  
Balance Sheet - Unaudited  
June 30, 2023**

**LIABILITIES**

**Current Liabilities:**

Due to (from) Pearson Online and Blended Learning	\$	9,058,544.81
CalOPS Payroll Liability		(0.41)
CalOPS Pass Through Expense Liability		(0.05)
Pension Payable		822,448.45
Accrued Compensation		4,581,042.92
Accrued Expenses		432,014.57
Accrued Credit Card Expenses		232,020.27
Deferred Rent		41,840.00
Deferred Revenue		13,788,628.45
Accounts Payable		4,118,091.97
		-----
<b>Total Current Liabilities</b>		<b>33,074,630.98</b>
		-----

<b>Total Liabilities</b>		<b>33,074,630.98</b>
		-----

**FUND BALANCE**

Beginning Fund Balance		14,720,822.90
Change in Fund Balance		12,697,939.05
		-----
<b>Ending Fund Balance</b>		<b>27,418,761.95</b>
		-----

<b>Total Liabilities and Fund Balance</b>	<b>\$</b>	<b>60,493,392.93</b>
		=====

**California Connections Academy Central Coast  
Revenue and Expense Statement- Unaudited  
For the Period Ended June 30, 2023**

	June-23 Actual	YTD Actual	Revised Budget 10/25/2022	Actual vs Budget \$	Actual vs Budget %
<b>Forecasted Enrollment</b>					
ADM		112	117	(5)	-5%
Total Enrollment		151	159	(8)	-5%
Funded Enrollment		110	111	(1)	-1%
<b>Revenue</b>					
State Funding	55,646.74	585,373.17	655,596.81	(70,223.64)	-11%
Federal & Other Program Funding	12,307.00	12,374.66	9,550.00	2,824.66	30%
Local Aid	62,286.67	749,217.00	745,421.00	3,796.00	1%
Other Funding Sources	43.28	6,148.34	500.00	5,648.34	1130%
<b>Total Revenue</b>	<b>130,283.69</b>	<b>1,353,113.18</b>	<b>1,411,067.81</b>	<b>(57,954.63)</b>	<b>-4%</b>
<b>Program Expenses</b>					
<b>Compensation Expense</b>					
Administration Staff	10,957.04	90,231.58	84,857.66	(5,373.92)	-6%
Instructional Staff	109,122.00	509,495.45	489,179.89	(20,315.56)	-4%
<b>Total Compensation Expense</b>	<b>120,079.04</b>	<b>599,727.03</b>	<b>574,037.55</b>	<b>(25,689.48)</b>	<b>-4%</b>
<b>Fee Based Expenses</b>					
Enrollment/Unit Based Fees	29,444.70	351,308.86	373,313.45	22,004.59	6%
Revenue Based Fees	5,264.42	105,144.23	111,221.70	6,077.47	5%
<b>Total Fee Based Expenses</b>	<b>34,709.12</b>	<b>456,453.09</b>	<b>484,535.15</b>	<b>28,082.06</b>	<b>6%</b>
<b>Other School Expenses</b>					
Assessment	2,749.02	16,285.47	11,671.59	(4,613.88)	-40%
Authorizer Oversight	1,487.50	16,698.14	16,525.02	(173.12)	-1%
Employee Related	2,493.36	22,100.32	17,750.65	(4,349.67)	-25%
Facilities	666.39	9,584.00	15,144.24	5,560.24	37%
Governance	115.22	2,134.73	4,687.30	2,552.57	54%
Internet Service Provider	1,529.85	4,596.25	4,692.39	96.14	2%
Instructional	14.85	3,030.51	11,040.30	8,009.79	73%
Professional Services	470.50	10,119.81	7,642.41	(2,477.40)	-32%
Student Related	9,565.90	44,909.84	85,557.19	40,647.35	48%
Taxes	508.26	6,943.54	6,883.73	(59.81)	-1%
<b>Total Other School Expenses</b>	<b>19,600.85</b>	<b>136,402.61</b>	<b>181,594.83</b>	<b>45,192.21</b>	<b>25%</b>
<b>Total Program Expenses</b>	<b>174,389.00</b>	<b>1,192,582.73</b>	<b>1,240,167.53</b>	<b>47,584.80</b>	<b>4%</b>
<b>Net Increase (Decrease)</b>	<b>(44,105.31)</b>	<b>160,530.44</b>	<b>170,900.28</b>	<b>(10,369.84)</b>	
<b>Beginning fund balance</b>	<b>23,872.49</b>	<b>23,872.49</b>		<b>23,872.49</b>	
<b>Ending fund balance</b>	<b>(20,232.82)</b>	<b>184,402.93</b>		<b>184,402.93</b>	



**California Connections Academy Central Coast  
Balance Sheet- Unaudited  
June 30, 2023**

<b>ASSETS</b>		
<b>Cash and Short Term Investments:</b>		
Operating Account	\$	92,573.64
Holding Account		105,019.84
State Holding Account		779,943.06
		-----
<b>Total Cash and Short Term Investments</b>		<b>977,536.54</b>
<b>Other Current Assets:</b>		
Pupil Funding		445,305.00
SPED Funding State		7,136.60
Other State Receivables		(15,154.17)
Federal Programs		13,359.00
Due from CalOPS Schools		(9,938.98)
		-----
<b>Total Other Current Assets</b>		<b>440,707.45</b>
		-----
<b>Total Current Assets</b>		<b>1,418,243.99</b>
		-----
<b>Total Assets</b>	<b>\$</b>	<b>1,418,243.99</b>
		=====
<b>LIABILITIES</b>		
<b>Current Liabilities:</b>		
Due to (from) Pearson Online and Blended Learning		187,982.38
CalOPS Payroll Liability		642,643.47
CalOPS Pass-Through Expense Liability		104,136.32
Accrued Compensation		61,506.08
Accrued Expenses		1,070.66
Deferred Rent		487.00
Deferred Revenue		187,175.00
Accounts Payable		48,840.15
		-----
<b>Total Current Liabilities</b>		<b>1,233,841.06</b>
		-----
<b>Total Liabilities</b>		<b>1,233,841.06</b>
		-----
<b>FUND BALANCE</b>		
Beginning Fund Balance		23,872.49
Change in Fund Balance		160,530.44
		-----
<b>Ending Fund Balance</b>		<b>184,402.93</b>
		-----
<b>Total Liabilities and Fund Balance</b>	<b>\$</b>	<b>1,418,243.99</b>
		=====

**California Connections Academy Central Coast**  
**Schedule of Revenue**  
**For the Period Ended June 30, 2023**

	June-23 Actual	YTD Actual	Revised Budget 10/25/2022	Actual vs Budget
<b>Revenue</b>				
<b>State Funding</b>				
LCFF / General Purpose Block Grant - State	40,292.83	483,514.00	481,932.00	1,582.00
LCFF / General Purpose Block Grant - State EPA	1,833.83	22,006.00	22,222.00	(216.00)
Lottery	2,173.09	26,077.11	26,333.07	(255.96)
Mandated Cost Reimbursement	227.27	2,727.23	2,727.23	(0.00)
Special Education Pass through funds - State	7,518.72	90,224.60	91,110.21	(885.61)
A-G Completion Improvement Grant	-	-	1,297.00	(1,297.00)
Educator Effectiveness Block Grant	-	-	3,178.33	(3,178.33)
ERMHS	2,598.00	6,382.00	1,516.97	4,865.03
Star Testing Reimbursement	-	104.50	-	104.50
Universal TK Grant	-	-	25,280.00	(25,280.00)
Prior Year Revenue Adjustments	1,003.00	(45,662.26)	-	(45,662.26)
<b>Total State Funding</b>	<b>55,646.74</b>	<b>585,373.17</b>	<b>655,596.81</b>	<b>(70,223.64)</b>
<b>Federal &amp; Other Programs Funding</b>				
IDEA	13,359.00	13,359.00	9,450.00	3,909.00
E-Rate	-	67.66	100.00	(32.34)
Prior Year Revenue Adjustments	(1,052.00)	(1,052.00)	-	(1,052.00)
<b>Total Federal &amp; Other Programs Funding</b>	<b>12,307.00</b>	<b>12,374.66</b>	<b>9,550.00</b>	<b>3,876.66</b>
<b>Local Funding</b>				
LCFF / General Purpose Block Grant - Local	62,286.67	747,440.00	745,421.00	2,019.00
Prior Year Revenue Adjustments	-	1,777.00	-	1,777.00
<b>Total Local Funding</b>	<b>62,286.67</b>	<b>749,217.00</b>	<b>745,421.00</b>	<b>3,796.00</b>
<b>Other Funding</b>				
Interest	43.28	6,021.39	500.00	5,521.39
Miscellaneous	-	126.95	-	126.95
<b>Total Other Funding</b>	<b>43.28</b>	<b>6,148.34</b>	<b>500.00</b>	<b>5,648.34</b>
<b>Total Revenue</b>	<b>130,283.69</b>	<b>1,353,113.18</b>	<b>1,411,067.81</b>	<b>(57,954.63)</b>

**California Connections Academy Central Coast**  
**Schedule of Fees**  
**For the Period Ended June 30, 2023**

	June-23 Actual	YTD Actual	Revised Budget 10/25/2022	Actual vs Budget
<b>SCHEDULE OF COMPENSATION:</b>				
<b>Administrative Compensation</b>				
Salaries	7,827.33	64,584.55	60,958.60	(3,625.95)
Benefits	1,995.97	16,469.06	15,544.44	(924.62)
Pension	847.65	6,667.72	5,641.20	(1,026.52)
Taxes	286.09	2,510.25	2,713.42	203.17
<b>Total Administrative Compensation</b>	<b>10,957.04</b>	<b>90,231.58</b>	<b>84,857.66</b>	<b>(5,373.92)</b>
<b>Instructional Compensation</b>				
Salaries	73,367.42	351,137.58	343,012.36	(8,125.22)
Benefits	18,708.69	89,878.35	87,806.41	(2,071.94)
Pension	15,752.98	62,021.23	51,799.25	(10,221.98)
Taxes	1,292.90	6,458.29	6,561.87	103.58
<b>Total Instructional Compensation</b>	<b>109,122.00</b>	<b>509,495.45</b>	<b>489,179.89</b>	<b>(20,315.56)</b>
<b>Total Compensation</b>	<b>120,079.04</b>	<b>599,727.03</b>	<b>574,037.55</b>	<b>(25,689.48)</b>
<b>SCHEDULE OF FEES:</b>				
<b>Enrollment/Unit-Based Fees</b>				
Accounting and Regulatory Reporting	466.67	5,600.00	5,852.94	252.90
Connexus Annual License (EMS)	5,600.00	67,200.00	70,235.28	3,035.20
Curriculum Postage	385.00	4,983.01	5,255.48	272.40
Direct Course Instruction Support	206.25	2,422.75	1,609.87	(812.80)
Educational Resource Center	1,176.00	14,111.99	14,749.41	637.40
Enrollment and Records Management	466.67	6,040.01	6,370.28	330.20
Facility Support Services	25.00	300.00	374.95	74.90
Hardware/Software - Employees	250.00	3,000.00	3,283.84	283.80
Human Resources Support	520.83	6,250.00	6,841.34	591.30
ISP Processing Fee	206.71	2,480.56	1,430.85	(1,049.70)
School Curriculum Supplies	166.67	2,000.00	2,405.33	405.30
Short-Term Sub Teaching Services	459.18	6,420.54	14,210.00	7,789.40
Special Populations Consultative Services	1,800.00	17,850.00	17,706.03	(143.90)
Student Technology Assistance- Laptops	2,779.17	39,675.00	40,825.00	1,150.00
Tangible/Intangible Instr. Materials	11,736.55	154,375.00	162,633.69	8,258.60
Technical Support and Repairs	1,400.00	16,800.00	17,558.82	758.80
Voice Over IP Services	1,800.00	1,800.00	1,970.31	170.30
<b>Total Enrollment/Unit Based Fees</b>	<b>29,444.70</b>	<b>351,308.86</b>	<b>373,313.45</b>	<b>22,004.59</b>
<b>Revenue-Based Fees</b>				
Marketing Services	619.34	12,369.90	13,084.91	715.01
School Administration	3,716.06	74,219.46	78,509.44	4,289.98
Treasury Services	929.02	18,554.87	19,627.36	1,072.49
<b>Total Revenue Based Fees</b>	<b>5,264.42</b>	<b>105,144.23</b>	<b>111,221.70</b>	<b>6,077.47</b>
<b>Total Fee-Based Expenses</b>	<b>34,709.12</b>	<b>456,453.09</b>	<b>484,535.15</b>	<b>28,082.06</b>

**California Connections Academy Central Coast**  
**Schedule Other Expenses**  
**For the Period Ended June 30, 2023**

	June-23 Actual	YTD Actual	Revised Budget 10/25/2022	Actual vs Budget
<b>SCHEDULE OF OTHER SCHOOL EXPENSES:</b>				
<b>Assessment</b>				
Student Testing & Assessment Facilities & Services	105.13	10,038.63	4,361.53	(5,677.10)
Student Testing & Assessment Travel	2,643.89	6,246.84	5,358.70	(888.14)
Student Testing Technology		-	1,951.36	1,951.36
<b>Total Assessment</b>	<b>2,749.02</b>	<b>16,285.47</b>	<b>11,671.59</b>	<b>(4,613.88)</b>
<b>Authorizer Oversight</b>				
District Oversight	1,096.79	12,529.60	12,495.75	(33.85)
SELPA Admin Fee	352.66	3,711.97	3,572.70	(139.27)
STRS Reporting	38.05	456.57	456.57	-
<b>Total Authorizer Oversight</b>	<b>1,487.50</b>	<b>16,698.14</b>	<b>16,525.02</b>	<b>(173.12)</b>
<b>Employee Related</b>				
Staff Recruiting/Background Checks	4.77	137.91	536.23	398.32
Staff Training/Prof. Dvlpmt	2,333.68	20,780.59	13,135.49	(7,645.10)
Team Building	25.30	435.11	999.88	564.77
Travel and Conferences - Administration	119.35	496.99	1,058.94	561.95
Travel and Conferences - Teachers	10.26	249.72	2,020.11	1,770.39
<b>Total Employee Related</b>	<b>2,493.36</b>	<b>22,100.32</b>	<b>17,750.65</b>	<b>(4,349.67)</b>
<b>Facilities</b>				
Copiers/ Reproduction	36.17	236.01	335.50	99.49
Equipment/Supplies	10.06	289.15	1,786.58	1,497.43
Expensed Furniture and Equipment	1.33	510.33	3,137.92	2,627.59
High-Speed Internet	79.10	362.11	725.96	363.85
Maintenance & Repairs	57.64	372.21	884.09	511.88
Office Postage	100.58	481.80	470.96	(10.84)
Office Rent		4,543.55	5,106.73	563.18
Office Supplies	214.61	1,021.07	720.83	(300.24)
Phone	125.42	727.34	538.68	(188.66)
Rent Operating Expense		559.50	570.19	10.69
Rent Storage Unit	18.78	244.17	362.33	118.16
Utilities	22.70	236.76	504.47	267.71
<b>Total Facilities</b>	<b>666.39</b>	<b>9,584.00</b>	<b>15,144.24</b>	<b>5,560.24</b>
<b>Governance</b>				
Accreditation		-	1,402.96	1,402.96
Banking Fees	95.00	915.00	1,626.13	711.13
Board-Related Expenses		-	202.09	202.09
Dues - School		841.46	925.27	83.81
Dues - Staff	20.22	239.61	392.19	152.58
Insurance Expenses		138.66	138.66	-
<b>Total Governance</b>	<b>115.22</b>	<b>2,134.73</b>	<b>4,687.30</b>	<b>2,552.57</b>
<b>Internet Service Provider</b>				
ISP Payment Reimbursement	1,529.85	4,596.25	4,692.39	96.14
<b>Total Internet Service Provider</b>	<b>1,529.85</b>	<b>4,596.25</b>	<b>4,692.39</b>	<b>96.14</b>
<b>Instructional</b>				
Other Curriculum	14.85	3,030.51	7,435.30	4,404.79
Summer School		-	3,605.00	3,605.00
<b>Total Instructional</b>	<b>14.85</b>	<b>3,030.51</b>	<b>11,040.30</b>	<b>8,009.79</b>
<b>Professional Services</b>				
Accounting Services/Audit		968.45	805.14	(163.31)
AERIES		766.26	766.26	-
Legal Services	145.40	2,061.68	3,793.26	1,731.58
Legal Special Education		383.34	1,249.85	866.51
Other School Contracted Services	542.20	6,116.80	947.01	(5,169.79)
Other School Expense	(217.10)	(176.72)	80.89	257.61
<b>Total Professional Services</b>	<b>470.50</b>	<b>10,119.81</b>	<b>7,642.41</b>	<b>(2,477.40)</b>
<b>Student Related</b>				
Graduation Expense	425.36	688.02	4,336.35	3,648.33
SPED Related Services	8,498.46	41,420.50	68,505.80	27,085.30
Student Activities	642.08	2,801.32	12,715.04	9,913.72
<b>Total Student Related</b>	<b>9,565.90</b>	<b>44,909.84</b>	<b>85,557.19</b>	<b>40,647.35</b>
<b>Taxes</b>				
Sales Tax And Use	508.26	6,943.54	6,883.73	(59.81)
<b>Total Taxes</b>	<b>508.26</b>	<b>6,943.54</b>	<b>6,883.73</b>	<b>(59.81)</b>
<b>Total Other Expenses</b>	<b>19,600.85</b>	<b>136,402.61</b>	<b>181,594.83</b>	<b>45,192.21</b>

**California Connections Academy Central Valley**  
**Revenue and Expense Statement- Unaudited**  
**For the Period Ended June 30, 2023**

	June-23 Actual	YTD Actual	Revised Budget 10/25/2022	Actual vs Budget \$	Actual vs Budget %
<b>Forecasted Enrollment</b>					
ADM		675	671	4	1%
Total Enrollment		878	909	(31)	-3%
Funded Enrollment		648	648	(0)	0%
<b>Revenue</b>					
State Funding	702,452.73	8,371,218.50	8,128,499.33	242,719.17	3%
Federal & Other Program Funding	434,440.50	609,231.29	844,244.51	(235,013.22)	-28%
Local Aid	36,498.50	545,196.47	425,259.00	119,937.47	28%
Other Funding Sources	677.78	4,086.88	1,200.00	2,886.88	241%
<b>Total Revenue</b>	<b>1,174,069.51</b>	<b>9,529,733.14</b>	<b>9,399,202.84</b>	<b>130,530.30</b>	<b>1%</b>
<b>Program Expenses</b>					
<b>Compensation Expense</b>					
Administration Staff	70,957.95	584,341.27	549,539.90	(34,801.37)	-6%
Instructional Staff	660,908.72	3,154,008.44	3,193,956.27	39,947.83	1%
<b>Total Compensation Expense</b>	<b>731,866.67</b>	<b>3,738,349.72</b>	<b>3,743,496.17</b>	<b>5,146.45</b>	<b>0%</b>
<b>Fee Based Expenses</b>					
Enrollment/Unit Based Fees	203,118.05	2,249,705.51	2,233,174.93	(16,530.59)	-1%
Revenue Based Fees	62,953.60	753,028.09	743,924.00	(9,104.09)	-1%
<b>Total Fee Based Expenses</b>	<b>266,071.65</b>	<b>3,002,733.60</b>	<b>2,977,098.92</b>	<b>(25,634.68)</b>	<b>-1%</b>
<b>Other School Expenses</b>					
Assessment	17,719.73	119,128.65	122,110.28	2,981.63	2%
Authorizer Oversight	8,729.21	104,918.10	102,452.93	(2,465.16)	-2%
Employee Related	15,101.28	138,073.81	114,953.54	(23,120.27)	-20%
Facilities	4,077.54	60,843.41	99,157.98	38,314.57	39%
Governance	230.59	17,372.91	16,507.38	(865.53)	-5%
Internet Service Provider	11,103.75	34,089.23	34,000.00	(89.23)	0%
Instructional	89.95	19,532.14	71,497.19	51,965.05	73%
Professional Services	2,841.30	52,997.17	49,492.29	(3,504.88)	-7%
Student Related	153,140.08	649,859.85	748,695.00	98,835.15	13%
Taxes	4,437.71	47,596.95	48,906.92	1,309.97	3%
<b>Total Other School Expenses</b>	<b>217,471.14</b>	<b>1,244,412.22</b>	<b>1,407,773.51</b>	<b>163,361.30</b>	<b>12%</b>
<b>Total Program Expenses</b>	<b>1,215,409.46</b>	<b>7,985,495.54</b>	<b>8,128,368.61</b>	<b>142,873.07</b>	<b>2%</b>
<b>Net Increase (Decrease)</b>	<b>(41,339.95)</b>	<b>1,544,237.60</b>	<b>1,270,834.23</b>	<b>273,403.37</b>	
<b>Beginning fund balance</b>	<b>1,777,523.19</b>	<b>1,777,523.19</b>			
<b>Ending fund balance</b>	<b>1,736,183.24</b>	<b>3,321,760.79</b>			

**California Connections Academy Central Valley**  
**Balance Sheet- Unaudited**  
**June 30, 2023**

**ASSETS**

**Cash and Short Term Investments:**

Checking	\$	897,955.49
Savings		4,567,409.17

<b>Total Cash and Short Term Investments</b>		<b>5,465,364.66</b>
--	--	---------------------

**Other Current Assets:**

Pupil Funding		1,761,754.44
SPED Funding State		22,013.20
Other State Receivables		8,284.91
Federal Programs		193,440.50
Due from CalOPS Schools		(60,193.29)
Prepaid Expenses		8,290.18

<b>Total Other Current Assets</b>		<b>1,933,589.94</b>
-----------------------------------	--	---------------------

<b>Total Current Assets</b>		<b>7,398,954.60</b>
-----------------------------	--	---------------------

**Other Assets:**

Utilities Deposit		100.00
-------------------	--	--------

<b>Total Other Assets</b>		<b>100.00</b>
---------------------------	--	---------------

<b>Total Assets</b>	<b>\$</b>	<b>7,399,054.60</b>
---------------------	-----------	---------------------

**LIABILITIES**

**Current Liabilities:**

Due to (from) Pearson Online and Blended Learning	\$	531,494.12
CalOPS Payroll Liability		651,036.58
CalOPS Pass-Through Expense Liability		628,322.39
Accrued Compensation		372,517.99
Accrued Expenses		97,894.09
Deferred Rent		3,517.00
Deferred Revenue		1,411,900.00
Accounts Payable		380,611.64

<b>Total Current Liabilities</b>		<b>4,077,293.81</b>
----------------------------------	--	---------------------

<b>Total Liabilities</b>		<b>4,077,293.81</b>
--------------------------	--	---------------------

**FUND BALANCE**

Beginning Fund Balance		1,777,523.19
Change in Fund Balance		1,544,237.60

<b>Ending Fund Balance</b>		<b>3,321,760.79</b>
----------------------------	--	---------------------

<b>Total Liabilities and Fund Balance</b>	<b>\$</b>	<b>7,399,054.60</b>
---	-----------	---------------------

**California Connections Academy Central Valley**  
**Schedule of Revenue**  
**For the Period Ended June 30, 2023**

<b>Revenue</b>	<b>June-23 Actual</b>	<b>YTD Actual</b>	<b>Revised Budget 10/25/2022</b>	<b>Actual vs Budget</b>
		-		
<b>State Funding</b>		-		
LCFF / General Purpose Block Grant - State	460,511.58	5,526,139.00	5,365,610.00	160,529.00
LCFF / General Purpose Block Grant - State EPA	162,890.08	1,954,681.00	1,897,899.00	56,781.99
Star Testing Reimbursement	-	394.00	-	394.00
Lottery	12,796.22	153,554.67	153,604.51	(49.84)
Mandated Cost Reimbursement	1,500.00	18,000.00	18,000.00	-
Special Education Pass through funds - State	44,273.85	531,286.20	531,458.65	(172.45)
A-G Completion Improvement Grant	-	-	50,000.00	(50,000.00)
Educator Effectiveness Block Grant	-	-	25,427.00	(25,427.00)
ERMHS	20,481.00	37,579.00	32,697.16	4,881.84
Prior Year Revenue Adjustments	-	149,584.64	-	149,584.64
Universal TK Grant	-	-	53,803.00	(53,803.00)
<b>Total State Funding</b>	<b>702,452.73</b>	<b>8,371,218.50</b>	<b>8,128,499.33</b>	<b>242,719.17</b>
<b>Federal &amp; Other Programs Funding</b>				
Title I	38,371.00	145,241.00	136,142.00	9,099.00
Title II	6,576.00	22,565.00	22,278.00	287.00
Title IV	240.00	10,964.00	10,721.00	243.00
IDEA	97,627.00	97,627.00	81,800.00	15,827.00
E-Rate	-	404.79	1,500.00	(1,095.21)
ESSER Funding	300,730.50	351,139.50	591,803.51	(240,664.01)
Prior Year Revenue Adjustments	(9,104.00)	(18,710.00)	-	(18,710.00)
<b>Total Federal &amp; Other Programs Funding</b>	<b>434,440.50</b>	<b>609,231.29</b>	<b>844,244.51</b>	<b>(235,013.22)</b>
<b>Local Funding</b>				
LCFF / General Purpose Block Grant - Local	36,498.50	437,982.00	425,259.00	12,723.00
Prior Year Revenue Adjustments	-	107,214.47	-	107,214.47
<b>Total Local Funding</b>	<b>36,498.50</b>	<b>545,196.47</b>	<b>425,259.00</b>	<b>119,937.47</b>
<b>Other Funding</b>				
Interest	646.78	3,300.64	1,200.00	2,100.64
Miscellaneous	31.00	786.24	-	786.24
<b>Total Other Funding</b>	<b>677.78</b>	<b>4,086.88</b>	<b>1,200.00</b>	<b>2,886.88</b>
<b>Total Revenue</b>	<b>1,174,069.51</b>	<b>9,529,733.14</b>	<b>9,399,202.84</b>	<b>130,530.30</b>

**California Connections Academy Central Valley  
Schedule of Fees  
For the Period Ended June 30, 2023**

	June-23 Actual	YTD Actual	Revised Budget 10/25/2022	Actual vs Budget
<b>SCHEDULE OF COMPENSATION:</b>		0		
		0		
<b>Administrative Compensation</b>		0		
Salaries	50,689.91	418,250.65	394,768.99	(23,481.66)
Benefits	12,925.93	106,653.91	100,666.10	(5,987.81)
Pension	5,489.38	43,180.30	36,532.58	(6,647.72)
Taxes	1,852.74	16,256.41	17,572.23	1,315.82
<b>Total Administrative Compensation</b>	<b>70,957.95</b>	<b>584,341.27</b>	<b>549,539.90</b>	<b>(34,801.37)</b>
<b>Instructional Compensation</b>				
Salaries	444,357.40	2,174,335.93	2,238,808.67	64,472.74
Benefits	113,311.14	556,471.68	572,912.23	16,440.55
Pension	95,409.58	383,174.29	339,391.51	(43,782.78)
Taxes	7,830.61	40,026.54	42,843.86	2,817.32
<b>Total Instructional Compensation</b>	<b>660,908.72</b>	<b>3,154,008.44</b>	<b>3,193,956.27</b>	<b>39,947.83</b>
<b>Total Compensation</b>	<b>731,866.67</b>	<b>3,738,349.72</b>	<b>3,743,496.17</b>	<b>5,146.45</b>
<b>SCHEDULE OF FEES:</b>				
<b>Enrollment/Unit-Based Fees</b>				
Accounting and Regulatory Reporting	2,583.33	33,750.00	33,557.10	(193.00)
Community Outreach	2,083.33	25,000.00	25,000.00	-
Connexus Annual License (EMS)	31,000.00	405,000.00	402,685.18	(2,315.00)
Curriculum Postage	2,354.00	28,974.00	29,990.06	1,016.00
Direct Course Instruction Support	742.50	9,317.00	13,422.39	4,105.00
Educational Resource Center	6,510.00	85,050.00	84,563.89	(486.00)
Enrollment and Records Management	2,853.33	35,120.00	36,351.59	1,232.00
Facility Support Services	200.00	2,400.00	2,428.21	28.00
Hardware/Software - Employees	1,150.00	20,400.00	21,266.23	866.00
Human Resources Support	2,395.83	42,500.00	44,304.65	1,805.00
ISP Processing Fee	1,516.67	18,200.00	15,154.03	(3,046.00)
School Curriculum Supplies	1,250.00	15,000.00	15,576.94	577.00
Short-Term Sub Teaching Services	2,781.05	39,529.51	10,127.57	(29,402.00)
Special Populations Consultative Services	19,350.00	166,950.00	168,708.88	1,759.00
Student Technology Assistance- Laptops	26,114.58	319,700.00	300,150.00	(19,550.00)
Tangible/Intangible Instr. Materials	80,243.43	889,325.00	916,457.16	27,132.00
Technical Support and Repairs	7,750.00	101,250.00	100,671.30	(579.00)
Voice Over IP Services	12,240.00	12,240.00	12,759.74	520.00
<b>Total Enrollment/Unit Based Fees</b>	<b>203,118.05</b>	<b>2,249,705.51</b>	<b>2,233,174.93</b>	<b>(16,530.59)</b>
<b>Revenue-Based Fees</b>				
Marketing Services	7,406.31	88,591.54	87,520.47	(1,071.00)
School Administration	44,437.83	531,549.24	525,122.82	(6,426.00)
Treasury Services	11,109.46	132,887.31	131,280.71	(1,607.00)
<b>Total Revenue Based Fees</b>	<b>62,953.60</b>	<b>753,028.09</b>	<b>743,924.00</b>	<b>(9,104.09)</b>
<b>Total Fee-Based Expenses</b>	<b>266,071.65</b>	<b>3,002,733.60</b>	<b>2,977,098.92</b>	<b>(25,634.68)</b>



**California Connections Academy Central Valley**  
**Schedule Other Expenses**  
**For the Period Ended June 30, 2023**

	June-23 Actual	YTD Actual	Revised Budget 10/25/2022	Actual vs Budget
-				
<b>SCHEDULE OF OTHER SCHOOL EXPENSES:</b>				
-				
<b>Assessment</b>				
Student Testing & Assessment Facilities & Services	1,706.71	16,562.17	23,000.00	6,437.83
Student Testing & Assessment Travel	16,013.02	38,159.20	34,703.00	(3,456.20)
Student Testing Technology		64,407.28	64,407.28	-
<b>Total Assessment</b>	<b>17,719.73</b>	<b>119,128.65</b>	<b>122,110.28</b>	<b>2,981.63</b>
<b>Authorizer Oversight</b>				
District Oversight	6,568.93	79,188.02	76,887.68	(2,300.34)
SELPA Admin Fee	1,913.88	22,773.27	22,608.45	(164.82)
STRS Reporting	246.40	2,956.80	2,956.80	-
<b>Total Authorizer Oversight</b>	<b>8,729.21</b>	<b>104,918.10</b>	<b>102,452.93</b>	<b>(2,465.16)</b>
<b>Employee Related</b>				
Staff Recruiting/Background Checks	28.87	875.43	3,472.64	2,597.21
Staff Training/Prof. Dvlpmt	14,134.19	129,811.77	85,065.66	(44,746.11)
Team Building	153.25	2,785.89	6,475.22	3,689.33
Travel and Conferences - Administration	722.84	3,016.69	6,857.72	3,841.03
Travel and Conferences - Teachers	62.13	1,584.03	13,082.30	11,498.27
<b>Total Employee Related</b>	<b>15,101.28</b>	<b>138,073.81</b>	<b>114,953.54</b>	<b>(23,120.27)</b>
<b>Facilities</b>				
Copiers/ Reproduction	219.05	1,453.43	2,172.73	719.30
Equipment/Supplies	60.91	1,738.59	13,000.00	11,261.41
Expensed Furniture and Equipment	8.05	3,079.77	20,321.20	17,241.43
High-Speed Internet	479.04	2,244.41	4,701.34	2,456.93
Maintenance & Repairs	373.30	2,410.45	5,725.36	3,314.91
Office Postage	609.18	2,981.88	3,049.92	68.04
Office Rent		29,423.90	33,071.29	3,647.39
Office Supplies	1,299.83	6,319.64	4,668.14	(1,651.50)
Phone	759.62	4,453.27	3,488.47	(964.80)
Rent Operating Expense		3,623.54	3,692.56	69.02
Rent Storage Unit	121.60	1,581.29	2,000.00	418.71
Utilities	146.96	1,533.24	3,266.97	1,733.73
<b>Total Facilities</b>	<b>4,077.54</b>	<b>60,843.41</b>	<b>99,157.98</b>	<b>38,314.57</b>
<b>Governance</b>				
Accreditation		4,520.00	1,130.00	(3,390.00)
Banking Fees	108.12	1,342.08	1,000.00	(342.08)
Board-Related Expenses		-	1,308.73	1,308.73
Dues - School		9,083.15	9,630.84	547.69
Dues - Staff	122.47	1,529.73	2,539.86	1,010.13
Insurance Expenses		897.95	897.95	-
<b>Total Governance</b>	<b>230.59</b>	<b>17,372.91</b>	<b>16,507.38</b>	<b>(865.53)</b>
<b>Internet Service Provider</b>				
ISP Payment Reimbursement	11,103.75	34,089.23	34,000.00	(89.23)
<b>Total Internet Service Provider</b>	<b>11,103.75</b>	<b>34,089.23</b>	<b>34,000.00</b>	<b>(89.23)</b>
<b>Instructional</b>				
Other Curriculum	89.95	19,477.14	48,151.13	28,673.99
Summer School		55.00	23,346.06	23,291.06
<b>Total Instructional</b>	<b>89.95</b>	<b>19,532.14</b>	<b>71,497.19</b>	<b>51,965.05</b>
<b>Professional Services</b>				
Accounting Services/Audit		5,919.94	5,214.09	(705.85)
AERIES		4,962.31	4,962.31	-
Legal Services	880.60	4,782.40	24,565.19	19,782.79
Legal Special Education		2,280.53	8,094.02	5,813.49
Other School Contracted Services	3,283.89	36,114.69	6,132.86	(29,981.83)
Other School Expense	(1,323.19)	(1,062.70)	523.82	1,586.52
<b>Total Professional Services</b>	<b>2,841.30</b>	<b>52,997.17</b>	<b>49,492.29</b>	<b>(3,504.88)</b>
<b>Student Related</b>				
Graduation Expense	2,948.70	4,177.52	7,000.00	2,822.48
SPED Related Services	146,279.84	624,165.39	728,000.00	103,834.61
Student Activities	3,911.54	21,516.94	13,695.00	(7,821.94)
<b>Total Student Related</b>	<b>153,140.08</b>	<b>649,859.85</b>	<b>748,695.00</b>	<b>98,835.15</b>
<b>Taxes</b>				
Sales Tax And Use	4,437.71	47,596.95	48,906.92	1,309.97
<b>Total Taxes</b>	<b>4,437.71</b>	<b>47,596.95</b>	<b>48,906.92</b>	<b>1,309.97</b>
<b>Total Other Expenses</b>	<b>217,471.14</b>	<b>1,244,412.22</b>	<b>1,407,773.51</b>	<b>163,361.30</b>

**California Connections Academy Monterey Bay**  
**Revenue and Expense Statement- Unaudited**  
**For the Period Ended June 30, 2023**

	June-23 Actual	YTD Actual	Revised Budget 10/25/2022	Actual vs Budget \$	Actual vs Budget %
<b><u>Enrollment</u></b>					
ADM		479	459	19	4%
Total Enrollment		647	629	18	3%
Funded Enrollment		458	451	7	2%
<b><u>Revenue</u></b>					
State Funding	239,355.01	2,792,593.46	2,829,427.22	(36,833.76)	-1%
Federal & Other Program Funding	70,174.00	64,642.51	52,850.00	11,792.51	22%
Local Aid	234,805.17	2,817,662.00	2,737,397.00	80,265.00	3%
Other Funding Sources	3,139.46	8,523.44	554.12	7,969.32	1438%
<b>Total Revenue</b>	<b>547,473.64</b>	<b>5,683,421.41</b>	<b>5,620,228.34</b>	<b>63,193.07</b>	<b>1%</b>
<b><u>Program Expenses</u></b>					
<b>Compensation Expense</b>					
Administration Staff	57,711.18	475,253.66	446,949.16	(28,304.50)	-6%
Instructional Staff	478,695.57	2,350,740.02	2,632,351.61	281,611.59	11%
<b>Total Compensation Expense</b>	<b>536,406.75</b>	<b>2,825,993.68</b>	<b>3,079,300.77</b>	<b>253,307.09</b>	<b>8%</b>
<b>Fee Based Expenses</b>					
Enrollment/Unit Based Fees	131,348.68	1,542,686.67	1,455,277.05	(87,409.62)	-6%
Revenue Based Fees	31,129.79	442,178.16	438,922.80	(3,255.36)	-1%
<b>Total Fee Based Expenses</b>	<b>162,478.47</b>	<b>1,984,864.83</b>	<b>1,894,199.84</b>	<b>(90,664.98)</b>	<b>-5%</b>
<b>Other School Expenses</b>					
Assessment	23,498.74	75,883.79	57,439.30	(18,444.49)	-32%
Authorizer Oversight	6,716.07	79,845.98	78,424.17	(1,421.81)	-2%
Employee Related	10,937.83	105,232.21	93,493.46	(11,738.75)	-13%
Facilities	3,010.48	47,852.14	75,972.77	28,120.63	37%
Governance	88.70	8,008.41	10,793.85	2,785.44	26%
Internet Service Provider	6,218.10	18,803.36	21,103.55	2,300.19	11%
Instructional	65.15	15,718.70	58,149.76	42,431.06	73%
Professional Services	12,273.58	51,679.13	40,252.83	(11,426.30)	-28%
Student Related	97,430.76	466,025.39	312,854.75	(153,170.64)	-49%
Taxes	2,373.95	30,187.79	25,877.31	(4,310.48)	-17%
<b>Total Other School Expenses</b>	<b>162,613.36</b>	<b>899,236.90</b>	<b>774,361.76</b>	<b>(124,875.14)</b>	<b>-16%</b>
<b>Total Program Expenses</b>	<b>861,498.58</b>	<b>5,710,095.40</b>	<b>5,747,862.37</b>	<b>37,766.96</b>	<b>1%</b>
<b>Net Increase (Decrease)</b>	<b>(314,024.94)</b>	<b>(26,673.99)</b>	<b>(127,634.03)</b>	<b>100,960.04</b>	
<b>Beginning fund balance</b>	<b>384,465.13</b>	<b>384,465.13</b>			
<b>Ending fund balance</b>	<b>70,440.19</b>	<b>357,791.14</b>			

**California Connections Academy Monterey Bay  
Balance Sheet- Unaudited  
June 30, 2023**

<b>ASSETS</b>		
<b>Cash and Short Term Investments:</b>		
Operating Account	\$	416,777.82
Holding		1,994,862.50
		-----
<b>Total Cash and Short Term Investments</b>		<b>2,411,640.32</b>
<b>Other Current Assets:</b>		
Pupil Funding		274,730.00
SPED Funding State		15,607.20
Other State Receivables		(29,176.32)
Federal Programs		70,174.00
Due from CalOPS Schools		(33,761.58)
		-----
<b>Total Other Current Assets</b>		<b>297,573.30</b>
		-----
<b>Total Current Assets</b>		<b>2,709,213.62</b>
		-----
<b>Total Assets</b>	<b>\$</b>	<b>2,709,213.62</b>
		=====

<b>LIABILITIES</b>		
<b>Current Liabilities:</b>		
Due to (from) Pearson Online and Blended Learning	\$	339,809.01
CalOPS Payroll Liability		481,453.43
CalOPS Pass Through Expense Liability		461,302.30
Accrued Compensation		269,814.43
Accrued Expenses		38,089.38
Deferred Rent		2,327.00
Deferred Revenue		547,313.00
Accounts Payable		211,313.93
		-----
<b>Total Current Liabilities</b>		<b>2,351,422.48</b>
		-----
<b>Total Liabilities</b>		<b>2,351,422.48</b>
		-----

<b>FUND BALANCE</b>		
Beginning Fund Balance		384,465.13
Change in Fund Balance		(26,673.99)
		-----
<b>Ending Fund Balance</b>		<b>357,791.14</b>
		-----
<b>Total Liabilities and Fund Balance</b>	<b>\$</b>	<b>2,709,213.62</b>
		=====

**California Connections Academy Monterey Bay**  
**Schedule of Revenue**  
**For the Period Ended June 30, 2023**

<u>Revenue</u>	June-23 Actual	YTD Actual	Revised Budget 10/25/2022	Actual vs Budget
<b>State Funding</b>				
LCFF / General Purpose Block Grant - State	186,988.34	2,243,860.00	2,178,803.00	65,057.00
LCFF / General Purpose Block Grant - State EPA	7,636.83	91,642.00	90,169.00	1,473.00
Star Testing Reimbursement	319.00	562.50	-	562.50
Lottery	9,049.65	108,595.77	106,850.16	1,745.61
Mandated Cost Reimbursement	1,120.18	13,442.11	13,442.11	0.00
Special Education Pass through funds - State	31,311.01	375,732.20	369,692.54	6,039.66
A-G Completion Improvement Grant	-	-	7,135.00	(7,135.00)
Educator Effectiveness Block Grant	-	-	3,178.33	(3,178.33)
ERMHS	2,930.00	26,576.00	33,934.08	(7,358.08)
Universal TK Grant	-	-	26,223.00	(26,223.00)
Prior Year Revenue Adjustments	-	(67,817.12)	-	(67,817.12)
<b>Total State Funding</b>	<b>239,355.01</b>	<b>2,792,593.46</b>	<b>2,829,427.22</b>	<b>(36,833.76)</b>
<b>Federal &amp; Other Programs Funding</b>				
IDEA	70,174.00	70,174.00	52,250.00	17,924.00
E-Rate	-	284.51	600.00	(315.49)
Prior Year Revenue Adjustments	-	(5,816.00)	-	(5,816.00)
<b>Total Federal &amp; Other Programs Funding</b>	<b>70,174.00</b>	<b>64,642.51</b>	<b>52,850.00</b>	<b>11,792.51</b>
<b>Local Funding</b>				
LCFF / General Purpose Block Grant - Local	234,805.17	2,817,662.00	2,737,397.00	80,265.00
<b>Total Local Funding</b>	<b>234,805.17</b>	<b>2,817,662.00</b>	<b>2,737,397.00</b>	<b>80,265.00</b>
<b>Other Funding</b>				
Interest	3,139.46	7,989.82	554.12	7,435.70
Miscellaneous	-	533.62	-	533.62
<b>Total Other Funding</b>	<b>3,139.46</b>	<b>8,523.44</b>	<b>554.12</b>	<b>7,969.32</b>
<b>Total Revenue</b>	<b>547,473.64</b>	<b>5,683,421.41</b>	<b>5,620,228.34</b>	<b>63,193.07</b>

**California Connections Academy Monterey Bay**  
**Schedule of Fees**  
**For the Period Ended June 30, 2023**

	June-23 Actual	YTD Actual	Annual Forecast	Revised Budget 10/25/2022	Actual vs Budget
<b>SCHEDULE OF COMPENSATION:</b>					
<b>Administrative Compensation</b>					
Salaries	41,226.88	340,169.62	340,169.62	321,071.62	(19,098.00)
Benefits	10,512.85	86,743.25	86,743.25	81,873.28	(4,869.97)
Pension	4,464.59	35,119.19	35,119.19	29,712.50	(5,406.69)
Taxes	1,506.86	13,221.59	13,221.59	14,291.76	1,070.17
<b>Total Administrative Compensation</b>	<b>57,711.18</b>	<b>475,253.66</b>	<b>475,253.66</b>	<b>446,949.16</b>	<b>(28,304.50)</b>
<b>Instructional Compensation</b>					
Salaries	321,847.65	1,622,005.23	1,622,005.23	1,844,107.70	222,102.47
Benefits	82,071.15	415,018.51	415,018.51	471,654.63	56,636.12
Pension	69,105.07	283,973.81	283,973.81	281,278.72	(2,695.09)
Taxes	5,671.70	29,742.48	29,742.48	35,310.56	5,568.08
<b>Total Instructional Compensation</b>	<b>478,695.57</b>	<b>2,350,740.02</b>	<b>2,350,740.02</b>	<b>2,632,351.61</b>	<b>281,611.59</b>
<b>Total Compensation</b>	<b>536,406.75</b>	<b>2,825,993.68</b>	<b>2,825,993.68</b>	<b>3,079,300.77</b>	<b>253,307.09</b>
<b>SCHEDULE OF FEES:</b>					
<b>Enrollment/Unit-Based Fees</b>					
Accounting and Regulatory Reporting	1,858.33	23,950.00	23,950.00	22,973.66	(976.34)
Connexus Annual License (EMS)	22,300.00	287,400.00	287,400.00	275,683.90	(11,716.10)
Curriculum Postage	1,688.50	21,351.00	21,351.00	20,751.93	(599.07)
Direct Course Instruction Support	1,320.00	16,896.00	16,896.00	26,287.73	9,391.73
Educational Resource Center	4,683.00	60,354.00	60,354.00	57,893.62	(2,460.38)
Enrollment and Records Management	2,046.67	25,880.00	25,880.00	25,153.85	(726.15)
Facility Support Services	150.00	1,800.00	1,800.00	1,974.90	174.90
Hardware/Software - Employees	1,250.00	15,000.00	15,000.00	13,200.00	(1,800.00)
Human Resources Support	2,604.17	31,250.00	31,250.00	27,500.00	(3,750.00)
ISP Processing Fee	831.25	9,975.00	9,975.00	9,044.54	(930.46)
School Curriculum Supplies	875.00	10,500.00	10,500.00	9,500.00	(1,000.00)
Short-Term Sub Teaching Services	2,014.31	29,205.67	29,205.67	3,538.36	(25,667.31)
Special Populations Consultative Services	10,050.00	95,250.00	95,250.00	100,912.17	5,662.17
Student Technology Assistance- Laptops	13,752.08	171,350.00	171,350.00	144,900.00	(26,450.00)
Tangible/Intangible Instr. Materials	51,350.37	661,675.00	661,675.00	639,121.41	(22,553.59)
Technical Support and Repairs	5,575.00	71,850.00	71,850.00	68,920.98	(2,929.02)
Voice Over IP Services	9,000.00	9,000.00	9,000.00	7,920.00	(1,080.00)
<b>Total Enrollment/Unit Based Fees</b>	<b>131,348.68</b>	<b>1,542,686.67</b>	<b>1,542,686.67</b>	<b>1,455,277.05</b>	<b>(87,409.62)</b>
<b>Revenue-Based Fees</b>					
Marketing Services	3,662.33	52,020.96	52,020.97	51,637.98	(382.98)
School Administration	21,973.97	312,125.76	312,125.81	309,827.86	(2,297.90)
Treasury Services	5,493.49	78,031.44	78,031.45	77,456.96	(574.48)
<b>Total Revenue Based Fees</b>	<b>31,129.79</b>	<b>442,178.16</b>	<b>442,178.23</b>	<b>438,922.80</b>	<b>(3,255.36)</b>
<b>Total Fee-Based Expenses</b>	<b>162,478.47</b>	<b>1,984,864.83</b>	<b>1,984,864.89</b>	<b>1,894,199.84</b>	<b>(90,664.98)</b>

**California Connections Academy Monterey Bay**  
**Schedule Other Expenses**  
**For the Period Ended June 30, 2023**

	June-23 Actual	YTD Actual	Revised Budget 10/25/2022	Actual vs Budget
<b>SCHEDULE OF OTHER SCHOOL EXPENSES:</b>				
<b>Assessment</b>				
Student Testing & Assessment Facilities & Services	11,900.53	48,197.25	16,970.99	(31,226.26)
Student Testing & Assessment Travel	11,598.21	27,686.54	28,224.49	537.95
Student Testing Technology		-	12,243.82	12,243.82
<b>Total Assessment</b>	<b>23,498.74</b>	<b>75,883.79</b>	<b>57,439.30</b>	<b>(18,444.49)</b>
<b>Authorizer Oversight</b>				
District Administrative Fees	833.34	10,000.00	10,000.00	-
District Oversight	4,374.02	51,531.64	50,063.69	(1,467.95)
SELPA Admin Fee	1,308.30	15,909.54	15,955.68	46.14
STRS Reporting	200.40	2,404.80	2,404.80	-
<b>Total Authorizer Oversight</b>	<b>6,716.07</b>	<b>79,845.98</b>	<b>78,424.17</b>	<b>(1,421.81)</b>
<b>Employee Related</b>				
Staff Recruiting/Background Checks	20.90	688.91	2,824.35	2,135.44
Staff Training/Prof. Dvlpmt	10,237.38	98,897.10	69,185.20	(29,711.90)
Team Building	111.00	2,216.52	5,266.39	3,049.87
Travel and Conferences - Administration	523.55	2,188.47	5,577.49	3,389.02
Travel and Conferences - Teachers	45.00	1,241.21	10,640.03	9,398.82
<b>Total Employee Related</b>	<b>10,937.83</b>	<b>105,232.21</b>	<b>93,493.46</b>	<b>(11,738.75)</b>
<b>Facilities</b>				
Copiers/Reproduction	158.66	1,075.78	1,767.12	691.34
Equipment/Supplies	44.12	1,246.88	6,196.68	4,949.80
Expensed Furniture and Equipment	5.83	2,207.81	16,527.54	14,319.73
High-Speed Internet	346.96	1,711.46	3,823.67	2,112.21
Maintenance & Repairs	303.60	1,960.46	4,656.52	2,696.06
Office Postage	441.23	2,237.74	2,480.55	242.81
Office Rent		23,930.94	26,897.38	2,966.44
Office Supplies	941.47	4,733.58	3,796.67	(936.91)
Phone	550.19	3,267.35	2,837.23	(430.12)
Rent Operating Expense		2,947.07	3,003.21	56.14
Rent Storage Unit	98.90	1,286.07	1,329.13	43.06
Utilities	119.52	1,247.00	2,657.07	1,410.07
<b>Total Facilities</b>	<b>3,010.48</b>	<b>47,852.14</b>	<b>75,972.77</b>	<b>28,120.63</b>
<b>Governance</b>				
Accreditation		1,130.00	1,130.00	-
Banking Fees		-	417.74	417.74
Board-Related Expenses		-	1,064.41	1,064.41
Dues - School		4,934.09	5,385.67	451.58
Dues - Staff	88.70	1,214.00	2,065.71	851.71
Insurance Expenses		730.32	730.32	-
<b>Total Governance</b>	<b>88.70</b>	<b>8,008.41</b>	<b>10,793.85</b>	<b>2,785.44</b>
<b>Internet Service Provider</b>				
ISP Payment Reimbursement	6,218.10	18,803.36	21,103.55	2,300.19
<b>Total Internet Service Provider</b>	<b>6,218.10</b>	<b>18,803.36</b>	<b>21,103.55</b>	<b>2,300.19</b>
<b>Instructional</b>				
Other Curriculum	65.15	15,608.70	39,162.05	23,553.35
Summer School		110.00	18,987.71	18,877.71
<b>Total Instructional</b>	<b>65.15</b>	<b>15,718.70</b>	<b>58,149.76</b>	<b>42,431.06</b>
<b>Professional Services</b>				
Accounting Services/Audit		4,360.09	4,240.70	(119.39)
AERIES		4,035.92	4,035.92	-
Legal Services	10,854.82	15,909.34	19,979.24	4,069.90
Legal Special Education		2,099.81	6,582.99	4,483.18
Other School Contracted Services	2,378.51	26,023.44	4,987.95	(21,035.49)
Other School Expense	(959.75)	(749.47)	426.03	1,175.50
<b>Total Professional Services</b>	<b>12,273.58</b>	<b>51,679.13</b>	<b>40,252.83</b>	<b>(11,426.30)</b>
<b>Student Related</b>				
Graduation Expense	1,989.51	3,577.71	9,874.41	6,296.70
SPED Related Services	92,624.58	455,201.08	296,603.35	(158,597.73)
Student Activities	2,816.67	7,246.60	6,376.99	(869.61)
<b>Total Student Related</b>	<b>97,430.76</b>	<b>466,025.39</b>	<b>312,854.75</b>	<b>(153,170.64)</b>
<b>Taxes</b>				
Sales Tax And Use	2,373.95	30,187.79	25,877.31	(4,310.48)
<b>Total Taxes</b>	<b>2,373.95</b>	<b>30,187.79</b>	<b>25,877.31</b>	<b>(4,310.48)</b>
<b>Total Other Expenses</b>	<b>162,613.36</b>	<b>899,236.90</b>	<b>774,361.76</b>	<b>(124,875.14)</b>

**California Connections Academy Northern California**  
**Revenue and Expense Statement- Unaudited**  
**For the Period Ended June 30, 2023**

	June-23 Actual	YTD Actual	Revised Budget 10/25/2022	Actual vs Budget \$	Actual vs Budget %
<b>Forecasted Enrollment</b>					
ADM		1,749	1,766	(17)	-1%
Total Enrollment		2,285	2,372	(87)	-4%
Forecasted Funded Enrollment		1,664	1,691	(27)	-2%
<b>Revenue</b>					
State Funding	3,633,979.09	20,382,873.04	18,364,010.48	2,018,862.56	11%
Federal & Other Program Funding	501,314.28	1,442,260.30	1,740,993.31	(298,733.01)	-17%
Local Aid	234,842.92	2,818,115.00	2,823,803.00	(5,688.00)	0%
Other Funding Sources	18,674.00	38,053.65	8,000.00	30,053.65	376%
<b>Total Revenue</b>	<b>4,388,810.29</b>	<b>24,681,301.99</b>	<b>22,936,806.79</b>	<b>1,744,495.20</b>	<b>8%</b>
<b>Program Expenses</b>					
<b>Compensation Expense</b>					
Administration Staff	188,264.57	1,550,365.45	1,448,976.96	(101,388.49)	-7%
Instructional Staff	1,735,657.47	8,285,602.25	8,499,518.16	213,915.91	3%
<b>Total Compensation Expense</b>	<b>1,923,922.05</b>	<b>9,835,967.70</b>	<b>9,948,495.12</b>	<b>112,527.42</b>	<b>1%</b>
<b>Fee Based Expenses</b>					
Enrollment/Unit Based Fees	493,944.26	5,730,562.29	5,756,496.84	25,934.55	0%
Revenue Based Fees	309,746.41	1,950,209.06	1,806,434.35	(143,774.71)	-8%
<b>Total Fee Based Expenses</b>	<b>803,690.67</b>	<b>7,680,771.35</b>	<b>7,562,931.19</b>	<b>(117,840.16)</b>	<b>-2%</b>
<b>Other School Expenses</b>					
Assessment	44,165.63	168,282.19	264,073.51	95,791.32	36%
Authorizer Oversight	21,656.61	266,060.30	267,468.09	1,407.79	1%
Employee Related	39,658.50	362,904.99	304,992.97	(57,912.02)	-19%
Facilities	15,396.06	184,525.36	239,286.63	54,761.27	23%
Governance	517.89	27,864.71	45,763.44	17,898.73	39%
Internet Service Provider	25,799.37	78,414.98	89,000.00	10,585.02	12%
Instructional	236.22	51,920.36	189,695.28	137,774.92	73%
Professional Services	21,910.99	184,691.41	131,312.19	(53,379.22)	-41%
Student Related	443,062.72	1,892,994.38	1,362,000.00	(530,994.38)	-39%
Taxes	9,428.09	118,194.64	111,013.13	(7,181.51)	-6%
<b>Total Other School Expenses</b>	<b>621,832.08</b>	<b>3,335,853.32</b>	<b>3,004,605.24</b>	<b>(331,248.08)</b>	<b>-11%</b>
<b>Total Program Expenses</b>	<b>3,349,444.79</b>	<b>20,852,592.37</b>	<b>20,516,031.55</b>	<b>(336,560.82)</b>	<b>-2%</b>
<b>Net Increase (Decrease)</b>	<b>1,039,365.50</b>	<b>3,828,709.62</b>	<b>2,420,775.25</b>	<b>1,407,934.38</b>	
<b>Beginning fund balance</b>	<b>2,304,528.42</b>	<b>2,304,528.42</b>		<b>2,304,528.42</b>	
<b>Ending fund balance</b>	<b>3,343,893.92</b>	<b>6,133,238.04</b>		<b>6,133,238.04</b>	



**California Connections Academy Northern California  
Balance Sheet- Unaudited  
June 30, 2023**

**ASSETS**

**Cash and Short Term Investments:**

Operating	\$	530,072.85
Holding		8,474,275.02
Petty Cash		300.75
		-----
<b>Total Cash and Short Term Investments</b>		<b>9,004,648.62</b>

**Other Current Assets:**

Pupil Funding	7,725,983.00
SPED Funding State	56,109.00
Other State Receivables	248,231.42
Federal Programs	489,125.28
Due from CalOPS Schools	228,588.53
Prepaid Expenses	19,616.45
	-----
<b>Total Other Current Assets</b>	<b>8,767,653.68</b>

**Total Current Assets** ----- **17,772,302.30**

**Fixed Assets:**

Leasehold Improvement: Office Buildout	168,135.36
Accumulated Depreciation	(23,352.13)
	-----
<b>Net Fixed Assets</b>	<b>144,783.23</b>

**Total Other Assets** ----- **144,783.23**

**Total Assets** \$ **17,917,085.53**

**LIABILITIES**

**Current Liabilities:**

Due to (from) Pearson Online and Blended Learning	\$	1,456,069.11
CalOPS Payroll Liability		3,972,646.88
CalOPS Pass Through Expense Liability		1,615,540.49
Accrued Compensation		978,294.94
Accrued Expenses		106,162.51
Deferred Rent		8,658.00
Deferred Revenue		2,601,398.75
Accounts Payable		1,045,076.81
		-----
<b>Total Current Liabilities</b>		<b>11,783,847.49</b>

**Total Liabilities** ----- **11,783,847.49**

**FUND BALANCE**

Beginning Fund Balance	2,304,528.42
Change in Fund Balance	3,828,709.62
	-----
<b>Ending Fund Balance</b>	<b>6,133,238.04</b>

**Total Liabilities and Fund Balance** \$ **17,917,085.53**



**California Connections Academy Northern California**  
**Schedule of Revenue**  
**For the Period Ended June 30, 2023**

<u>Revenue</u>	June-23 Actual	YTD Actual	Revised Budget 10/25/2022	Actual vs Budget
<b>State Funding</b>				
LCFF / General Purpose Block Grant - State	944,092.00	11,329,104.00	11,351,969.00	(22,865.00)
LCFF / General Purpose Block Grant - State EPA	409,033.92	4,908,407.00	4,918,314.00	(9,907.00)
Lottery	32,862.02	394,344.30	400,670.53	(6,326.23)
Mandated Cost Reimbursement	3,833.33	46,000.00	46,000.00	-
Special Education Pass through funds - State	113,699.83	1,364,398.00	1,386,286.22	(21,888.22)
A-G Completion Improvement Grant	-	-	41,382.67	(41,382.67)
Educator Effectiveness Block Grant	-	-	59,690.33	(59,690.33)
ERMHS	32,245.00	96,506.00	103,851.73	(7,345.73)
Star Testing Reimbursement	-	824.00	-	824.00
Universal TK Grant	-	-	55,846.00	(55,846.00)
Prior Year Revenue Adjustments	2,098,212.99	2,243,289.75	-	2,243,289.75
<b>Total State Funding</b>	<b>3,633,979.09</b>	<b>20,382,873.04</b>	<b>18,364,010.48</b>	<b>2,018,862.56</b>
<b>Federal &amp; Other Programs Funding</b>				
Title I	26,806.00	245,391.00	238,019.00	7,372.00
Title II	8,028.00	41,185.00	40,655.00	530.00
Title IV	4,431.00	16,635.00	16,266.00	369.00
IDEA	238,708.00	238,708.00	186,500.00	52,208.00
E-Rate	-	1,053.02	4,300.00	(3,246.98)
ESSER Funding	244,106.28	919,634.28	1,255,253.31	(335,619.03)
Prior Year Revenue Adjustments	(20,765.00)	(20,346.00)	-	(20,346.00)
<b>Total Federal &amp; Other Programs Funding</b>	<b>501,314.28</b>	<b>1,442,260.30</b>	<b>1,740,993.31</b>	<b>(298,733.01)</b>
<b>Local Funding</b>				
LCFF / General Purpose Block Grant - Local	234,842.92	2,818,115.00	2,823,803.00	(5,688.00)
<b>Total Local Funding</b>	<b>234,842.92</b>	<b>2,818,115.00</b>	<b>2,823,803.00</b>	<b>(5,688.00)</b>
<b>Other Funding</b>				
Interest	18,674.00	36,101.00	8,000.00	28,101.00
Miscellaneous	-	1,952.65	-	1,952.65
<b>Total Other Funding</b>	<b>18,674.00</b>	<b>38,053.65</b>	<b>8,000.00</b>	<b>30,053.65</b>
<b>Total Revenue</b>	<b>4,388,810.29</b>	<b>24,681,301.99</b>	<b>22,936,806.79</b>	<b>1,744,495.20</b>

**California Connections Academy Northern California**  
**Schedule of Fees**  
**For the Period Ended June 30, 2023**

	June-23 Actual	YTD Actual	Revised Budget 10/25/2022	Actual vs Budget
<b>SCHEDULE OF COMPENSATION:</b>				
<b>Administrative Compensation</b>				
Salaries	134,489.71	1,109,696.32	1,047,395.10	(62,301.22)
Benefits	34,294.87	282,972.55	267,085.77	(15,886.78)
Pension	14,564.33	114,565.32	96,927.69	(17,637.63)
Taxes	4,915.67	43,131.27	37,568.40	(5,562.87)
<b>Total Administrative Compensation</b>	<b>188,264.57</b>	<b>1,550,365.45</b>	<b>1,448,976.96</b>	<b>(101,388.49)</b>
<b>Instructional Compensation</b>				
Salaries	1,166,957.27	5,712,421.37	5,956,987.18	244,565.81
Benefits	297,574.11	1,461,846.19	1,524,210.47	62,364.28
Pension	250,561.61	1,006,336.33	904,307.60	(102,028.73)
Taxes	20,564.49	104,998.36	114,012.91	9,014.55
<b>Total Instructional Compensation</b>	<b>1,735,657.47</b>	<b>8,285,602.25</b>	<b>8,499,518.16</b>	<b>213,915.91</b>
<b>Total Compensation</b>	<b>1,923,922.05</b>	<b>9,835,967.70</b>	<b>9,948,495.12</b>	<b>112,527.42</b>
<b>SCHEDULE OF FEES:</b>				
<b>Enrollment/Unit-Based Fees</b>				
Accounting and Regulatory Reporting	6,691.67	87,450.00	88,309.89	859.89
Community Outreach	4,166.67	50,000.00	50,000.00	-
Connexus Annual License (EMS)	80,300.00	1,049,400.00	1,059,718.69	10,318.68
Curriculum Postage	6,072.00	75,405.00	78,275.71	2,870.70
Direct Course Instruction Support	2,846.25	35,736.25	47,824.95	12,088.70
Educational Resource Center	16,863.00	220,374.00	222,540.92	2,166.92
Enrollment and Records Management	7,360.00	91,400.00	94,879.64	3,479.64
Facility Support Services	525.00	6,300.00	6,442.48	142.48
Hardware/Software - Employees	4,000.00	54,600.00	56,423.25	1,823.24
Human Resources Support	8,333.33	113,750.00	117,548.43	3,798.42
ISP Processing Fee	3,496.64	41,698.72	36,532.26	(5,166.46)
School Curriculum Supplies	2,791.67	39,000.00	41,328.51	2,328.51
Short-Term Sub Teaching Services	7,303.51	103,463.32	25,835.74	(77,627.58)
Special Populations Consultative Services	42,000.00	384,150.00	416,102.34	31,952.33
Student Technology Assistance- Laptops	61,189.58	753,250.00	708,400.00	(44,850.00)
Tangible/Intangible Instr. Materials	187,169.94	2,329,475.00	2,407,550.41	78,075.41
Technical Support and Repairs	20,075.00	262,350.00	264,929.67	2,579.67
Voice Over IP Services	32,760.00	32,760.00	33,853.95	1,093.94
<b>Total Enrollment/Unit Based Fees</b>	<b>493,944.26</b>	<b>5,730,562.29</b>	<b>5,756,496.84</b>	<b>25,934.55</b>
<b>Revenue-Based Fees</b>				
Marketing Services	36,440.75	229,436.36	212,521.69	(16,914.67)
School Administration	218,644.53	1,376,618.16	1,275,130.13	(101,488.03)
Treasury Services	54,661.13	344,154.54	318,782.53	(25,372.01)
<b>Total Revenue Based Fees</b>	<b>309,746.41</b>	<b>1,950,209.06</b>	<b>1,806,434.35</b>	<b>(143,774.71)</b>
<b>Total Fee-Based Expenses</b>	<b>803,690.67</b>	<b>7,680,771.35</b>	<b>7,562,931.19</b>	<b>(117,840.16)</b>

**California Connections Academy Northern California**  
**Schedule Other Expenses**  
**For the Period Ended June 30, 2023**

	June-23 Actual	YTD Actual	Revised Budget 10/25/2022	Actual vs Budget
<b>SCHEDULE OF OTHER SCHOOL EXPENSES:</b>				
<b>Assessment</b>				
Student Testing & Assessment Facilities & Services	2,112.75	68,163.19	131,000.00	62,836.81
Student Testing & Assessment Travel	42,052.88	100,119.00	92,073.51	(8,045.49)
Student Testing Technology		-	41,000.00	41,000.00
<b>Total Assessment</b>	<b>44,165.63</b>	<b>168,282.19</b>	<b>264,073.51</b>	<b>95,791.32</b>
<b>Authorizer Oversight</b>				
District Administrative Fees	833.33	10,000.00	10,000.00	0.00
District Oversight	15,499.04	190,556.26	190,940.86	384.60
SELPA Admin Fee	4,670.49	57,659.14	58,682.33	1,023.18
STRS Reporting	653.74	7,844.90	7,844.90	0.00
<b>Total Authorizer Oversight</b>	<b>21,656.61</b>	<b>266,060.30</b>	<b>267,468.09</b>	<b>1,407.79</b>
<b>Employee Related</b>				
Staff Recruiting/Background Checks	75.82	2,309.82	9,213.55	6,903.73
Staff Training/Prof. Dvlpmt	37,118.74	341,182.84	225,694.93	(115,487.91)
Team Building	402.46	7,366.78	17,179.95	9,813.17
Travel and Conferences - Administration	1,898.31	7,864.10	18,194.79	10,330.69
Travel and Conferences - Teachers	163.17	4,181.45	34,709.75	30,528.30
<b>Total Employee Related</b>	<b>39,658.50</b>	<b>362,904.99</b>	<b>304,992.97</b>	<b>(57,912.02)</b>
<b>Facilities</b>				
Copiers/ Reproduction	575.26	3,803.32	5,764.66	1,961.34
Depreciation	4,670.41	23,352.13	-	(23,352.13)
Equipment/Supplies	159.97	4,493.04	11,000.00	6,506.96
Expensed Furniture and Equipment	21.14	8,019.09	53,915.89	45,896.80
High-Speed Internet	1,258.04	5,957.15	12,473.52	6,516.37
Maintenance & Repairs	990.42	6,395.40	15,190.43	8,795.03
Office Postage	1,599.81	7,835.23	8,092.00	256.77
Office Rent		78,067.22	87,744.24	9,677.02
Office Supplies	3,413.59	17,047.69	12,385.43	(4,662.26)
Phone	1,994.89	11,639.45	9,255.55	(2,383.90)
Rent Operating Expense		9,613.89	9,797.04	183.15
Rent Storage Unit	322.63	4,233.83	5,000.00	766.17
Utilities	389.90	4,067.92	8,667.87	4,599.95
<b>Total Facilities</b>	<b>15,396.06</b>	<b>184,525.36</b>	<b>239,286.63</b>	<b>54,761.27</b>
<b>Governance</b>				
Accreditation		1,250.00	1,170.00	(80.00)
Banking Fees	196.27	2,855.03	5,000.00	2,144.97
Board-Related Expenses		-	3,472.30	3,472.30
Dues - School		17,330.41	27,000.00	9,669.59
Dues - Staff	321.62	4,046.84	6,738.71	2,691.87
Insurance Expenses		2,382.43	2,382.43	-
<b>Total Governance</b>	<b>517.89</b>	<b>27,864.71</b>	<b>45,763.44</b>	<b>17,898.73</b>
<b>Internet Service Provider</b>				
ISP Payment Reimbursement	25,799.37	78,414.98	89,000.00	10,585.02
<b>Total Internet Service Provider</b>	<b>25,799.37</b>	<b>78,414.98</b>	<b>89,000.00</b>	<b>10,585.02</b>
<b>Instructional</b>				
Other Curriculum	236.22	51,590.36	127,753.86	76,163.50
Summer School		330.00	61,941.42	61,611.42
<b>Total Instructional</b>	<b>236.22</b>	<b>51,920.36</b>	<b>189,695.28</b>	<b>137,774.92</b>
<b>Professional Services</b>				
Accounting Services/Audit		15,407.54	13,833.96	(1,573.58)
AERIES		13,165.91	13,165.91	-
Legal Services	9,820.60	40,123.89	65,175.98	25,052.09
Legal Special Education	6,955.00	24,409.21	21,474.94	(2,934.27)
Other School Contracted Services	8,624.03	94,155.49	16,271.62	(77,883.87)
Other School Expense	(3,488.64)	(2,570.63)	1,389.78	3,960.41
<b>Total Professional Services</b>	<b>21,910.99</b>	<b>184,691.41</b>	<b>131,312.19</b>	<b>(53,379.22)</b>
<b>Student Related</b>				
Graduation Expense	9,917.72	34,987.19	10,000.00	(24,987.19)
SPED Related Services	415,117.62	1,779,440.02	1,324,000.00	(455,440.02)
Student Activities	18,027.38	78,567.17	28,000.00	(50,567.17)
<b>Total Student Related</b>	<b>443,062.72</b>	<b>1,892,994.38</b>	<b>1,362,000.00</b>	<b>(530,994.38)</b>
<b>Taxes</b>				
Sales Tax And Use	9,428.09	118,194.64	111,013.13	(7,181.51)
<b>Total Taxes</b>	<b>9,428.09</b>	<b>118,194.64</b>	<b>111,013.13</b>	<b>(7,181.51)</b>
<b>Total Other Expenses</b>	<b>621,832.08</b>	<b>3,335,853.32</b>	<b>3,004,605.24</b>	<b>(331,248.08)</b>

**California Connections Academy North Bay**  
**Revenue and Expense Statement- Unaudited**  
**For the Period Ended June 30, 2023**

	June-23 Actual	YTD Actual	Revised Budget 10/25/2022	Actual vs Budget \$	Actual vs Budget %
<b>Forecasted Enrollment</b>					
ADM		148	148	0	0%
Total Enrollment		205	201	4	2%
Funded Enrollment		141	141	(0)	0%
<b>Revenue</b>					
State Funding	105,172.28	1,230,059.03	1,212,298.18	17,760.84	1%
Federal & Other Program Funding	83,151.14	153,130.62	225,847.58	(72,716.96)	-32%
Local Aid	52,978.92	590,681.00	631,104.00	(40,423.00)	-6%
Other Funding Sources	7.72	924.34	500.00	424.34	85%
<b>Total Revenue</b>	<b>241,310.06</b>	<b>1,974,794.99</b>	<b>2,069,749.76</b>	<b>(94,954.77)</b>	<b>-5%</b>
<b>Program Expenses</b>					
<b>Compensation Expense</b>					
Administration Staff	18,392.72	151,464.74	142,444.02	(9,020.72)	-6%
Instructional Staff	142,064.49	709,203.04	825,616.81	116,413.77	14%
<b>Total Compensation Expense</b>	<b>160,457.22</b>	<b>860,667.78</b>	<b>968,060.83</b>	<b>107,393.05</b>	<b>11%</b>
<b>Fee Based Expenses</b>					
Enrollment/Unit Based Fees	42,695.12	480,941.45	567,107.39	86,165.94	15%
Revenue Based Fees	7,049.87	154,001.64	163,441.19	9,439.55	6%
<b>Total Fee Based Expenses</b>	<b>49,744.99</b>	<b>634,943.09</b>	<b>730,548.58</b>	<b>95,605.49</b>	<b>15%</b>
<b>Other School Expenses</b>					
Assessment	3,578.91	16,866.19	27,995.23	11,129.04	40%
Authorizer Oversight	1,820.55	22,428.96	22,238.50	(190.46)	-1%
Employee Related	3,246.07	32,918.17	29,796.64	(3,121.53)	-10%
Facilities	904.89	15,091.81	29,814.24	14,722.43	49%
Governance	26.32	3,604.60	6,230.33	2,625.73	42%
Internet Service Provider	2,220.75	7,004.33	8,000.00	995.67	12%
Instructional	19.33	5,006.70	18,532.50	13,525.80	73%
Professional Services	8,140.33	21,005.24	13,542.43	(7,462.81)	-55%
Student Related	23,621.97	161,816.68	152,500.00	(9,316.68)	-6%
Taxes	873.90	10,216.65	16,348.83	6,132.18	38%
<b>Total Other School Expenses</b>	<b>44,453.02</b>	<b>295,959.33</b>	<b>324,998.70</b>	<b>29,039.37</b>	<b>9%</b>
<b>Total Program Expenses</b>	<b>254,655.22</b>	<b>1,791,570.21</b>	<b>2,023,608.11</b>	<b>232,037.91</b>	<b>11%</b>
<b>Net Increase (Decrease)</b>	<b>(13,345.16)</b>	<b>183,224.78</b>	<b>46,141.65</b>	<b>137,083.13</b>	
<b>Beginning fund balance</b>	<b>622,558.99</b>	<b>622,558.99</b>			
<b>Ending fund balance</b>	<b>609,213.83</b>	<b>805,783.77</b>			

**California Connections Academy North Bay  
Balance Sheet- Unaudited  
June 30, 2023**

**ASSETS**

**Cash and Short Term Investments:**

Checking	\$	(220.00)
Operating		617,241.59
Savings		575,924.45
		-----
<b>Total Cash and Short Term Investments</b>		<b>1,192,946.04</b>

**Other Current Assets:**

Pupil Funding		244,879.01
SPED Funding State		(26,806.00)
Other State Receivables		9,904.49
Federal Programs		44,147.14
Due from CalOPS Schools		334,668.14
Chase-JP Morgan Receivable		3,030.00
Prepaid Expenses		1,501.09
		-----
<b>Total Other Current Assets</b>		<b>611,323.87</b>

**Total Current Assets** **1,804,269.91**

**Total Assets** **\$ 1,804,269.91**

**LIABILITIES**

**Current Liabilities:**

Due to (from) Pearson Online and Blended Learning	\$	102,668.09
CalOPS Payroll Liability		145,255.61
CalOPS Pass-Through Expense Liability		165,212.08
Accrued Compensation		80,073.97
Accrued Expenses		3,719.16
Deferred Rent		1,245.00
Deferred Revenue		338,673.00
Accounts Payable		161,639.23
		-----
<b>Total Current Liabilities</b>		<b>998,486.14</b>

**Total Liabilities** **998,486.14**

**FUND BALANCE**

Beginning Fund Balance	622,558.99
Change in Fund Balance	183,224.78
	-----

**Ending Fund Balance** **805,783.77**

**Total Liabilities and Fund Balance** **\$ 1,804,269.91**

**California Connections Academy North Bay**  
**Schedule of Revenue**  
**For the Period Ended June 30, 2023**

<u>Revenue</u>	<u>June-23 Actual</u>	<u>YTD Actual</u>	<u>Revised Budget 10/25/2022</u>	<u>Actual vs Budget</u>
<b>State Funding</b>				
LCFF / General Purpose Block Grant - State	81,899.67	982,796.00	975,384.00	7,412.00
LCFF / General Purpose Block Grant - State EPA	2,354.17	28,250.00	28,277.00	(27.00)
Lottery	2,789.69	33,476.25	33,508.61	(32.36)
Mandated Cost Reimbursement	416.67	5,000.00	5,000.00	(0.00)
Special Education Pass through funds - State	9,652.08	115,825.00	115,936.96	(111.96)
A-G Access Grant	-	-	6,356.67	(6,356.67)
Educator Effectiveness Block Grant	-	-	16,319.67	(16,319.67)
ERMHS	(3,021.00)	10,076.72	6,075.27	4,001.45
Star Testing Reimbursement	-	118.00	-	118.00
Universal TK Grant	-	-	25,440.00	(25,440.00)
Prior Year Revenue Adjustments	11,081.00	54,517.05	-	54,517.05
<b>Total State Funding</b>	<b>105,172.28</b>	<b>1,230,059.03</b>	<b>1,212,298.18</b>	<b>17,760.84</b>
<b>Federal &amp; Other Programs Funding</b>				
Title I	8,788.00	34,991.00	32,766.00	2,225.00
Title II	894.00	4,929.00	4,866.00	63.00
Title IV	1,319.00	10,000.00	10,000.00	-
IDEA	25,104.00	25,104.00	24,400.00	704.00
ESSER Funding	47,046.14	80,670.14	153,415.58	(72,745.44)
E-Rate	-	88.48	400.00	(311.52)
Prior Year Revenue Adjustments	-	(2,652.00)	-	(2,652.00)
<b>Total Federal &amp; Other Programs Funding</b>	<b>83,151.14</b>	<b>153,130.62</b>	<b>225,847.58</b>	<b>(72,716.96)</b>
<b>Local Funding</b>				
LCFF / General Purpose Block Grant - Local	52,978.92	635,747.00	631,104.00	4,643.00
Prior Year Revenue Adjustments	-	(45,066.00)	-	(45,066.00)
<b>Total Local Funding</b>	<b>52,978.92</b>	<b>590,681.00</b>	<b>631,104.00</b>	<b>(40,423.00)</b>
<b>Other Funding</b>				
Interest	7.72	755.43	500.00	255.43
Miscellaneous	-	168.91	-	168.91
<b>Total Other Funding</b>	<b>7.72</b>	<b>924.34</b>	<b>500.00</b>	<b>424.34</b>
<b>Total Revenue</b>	<b>241,310.06</b>	<b>1,974,794.99</b>	<b>2,069,749.76</b>	<b>(94,954.77)</b>

**California Connections Academy North Bay**  
**Schedule of Fees**  
**For the Period Ended June 30, 2023**

	June-23 Actual	YTD Actual	Revised Budget 10/25/2022	Actual vs Budget
<b>SCHEDULE OF COMPENSATION:</b>				
<b>Administrative Compensation</b>				
Salaries	13,139.13	108,413.06	102,326.48	(6,086.58)
Benefits	3,350.48	27,645.33	26,093.25	(1,552.08)
Pension	1,422.88	11,192.59	9,469.46	(1,723.13)
Taxes	480.24	4,213.76	4,554.83	341.07
<b>Total Administrative Compensation</b>	<b>18,392.72</b>	<b>151,464.74</b>	<b>142,444.02</b>	<b>(9,020.72)</b>
<b>Instructional Compensation</b>				
Salaries	95,516.08	489,998.56	578,785.90	88,787.34
Benefits	24,356.60	125,487.47	148,128.24	22,640.77
Pension	20,508.60	84,750.11	87,627.82	2,877.71
Taxes	1,683.21	8,966.91	11,074.85	2,107.94
<b>Total Instructional Compensation</b>	<b>142,064.49</b>	<b>709,203.04</b>	<b>825,616.81</b>	<b>116,413.77</b>
<b>Total Compensation</b>	<b>160,457.22</b>	<b>860,667.78</b>	<b>968,060.83</b>	<b>107,393.05</b>
<b>SCHEDULE OF FEES:</b>				
<b>Enrollment/Unit-Based Fees</b>				
Accounting and Regulatory Reporting	616.67	7,400.00	7,375.90	(24.10)
Connexus Annual License (EMS)	7,400.00	88,800.00	88,510.82	(289.18)
Curriculum Postage	563.75	6,765.00	6,641.56	(123.44)
Direct Course Instruction Support	123.75	2,048.75	6,939.66	4,890.91
Educational Resource Center	1,554.00	18,648.00	18,587.27	(60.73)
Enrollment and Records Management	683.33	8,200.00	8,050.37	(149.63)
Facility Support Services	75.00	900.00	629.41	(270.59)
Hardware/Software - Employees	800.00	4,200.00	5,512.33	1,312.33
Human Resources Support	729.17	8,750.00	11,484.03	2,734.03
ISP Processing Fee	310.75	3,728.98	2,847.57	(881.41)
School Curriculum Supplies	250.00	3,000.00	4,037.64	1,037.64
Short-Term Sub Teaching Services	597.80	9,080.72	2,605.96	(6,474.76)
Special Populations Consultative Services	2,100.00	20,400.00	23,674.11	3,274.11
Student Technology Assistance- Laptops	5,270.83	63,250.00	147,468.00	84,218.00
Tangible/Intangible Instr. Materials	17,250.07	211,050.00	207,307.65	(3,742.35)
Technical Support and Repairs	1,850.00	22,200.00	22,127.71	(72.29)
Voice Over IP Services	2,520.00	2,520.00	3,307.40	787.40
<b>Total Enrollment/Unit Based Fees</b>	<b>42,695.12</b>	<b>480,941.45</b>	<b>567,107.39</b>	<b>86,165.94</b>
<b>Revenue-Based Fees</b>				
Marketing Services	829.40	18,117.84	19,228.38	1,110.54
School Administration	4,976.38	108,707.04	115,370.25	6,663.21
Treasury Services	1,244.09	27,176.76	28,842.56	1,665.80
<b>Total Revenue Based Fees</b>	<b>7,049.87</b>	<b>154,001.64</b>	<b>163,441.19</b>	<b>9,439.55</b>
<b>Total Fee-Based Expenses</b>	<b>49,744.99</b>	<b>634,943.09</b>	<b>730,548.58</b>	<b>95,605.49</b>



**California Connections Academy North Bay**  
**Schedule Other Expenses**  
**For the Period Ended June 30, 2023**

	June-23 Actual	YTD Actual	Revised Budget 10/25/2022	Actual vs Budget
<b>SCHEDULE OF OTHER SCHOOL EXPENSES:</b>				
<b>Assessment</b>				
Student Testing & Assessment Facilities & Services	136.86	8,596.86	14,000.00	5,403.14
Student Testing & Assessment Travel	3,442.05	8,269.33	8,995.23	725.90
Student Testing Technology		-	5,000.00	5,000.00
<b>Total Assessment</b>	<b>3,578.91</b>	<b>16,866.19</b>	<b>27,995.23</b>	<b>11,129.04</b>
<b>Authorizer Oversight</b>				
District Oversight	1,322.69	16,467.93	16,347.65	(120.28)
SELPA Admin Fee	433.99	5,194.61	5,124.43	(70.18)
STRS Reporting	63.87	766.42	766.42	-
<b>Total Authorizer Oversight</b>	<b>1,820.55</b>	<b>22,428.96</b>	<b>22,238.50</b>	<b>(190.46)</b>
<b>Employee Related</b>				
Staff Recruiting/Background Checks	6.20	217.90	900.13	682.23
Staff Training/Prof. Dvlpmt	3,038.19	30,928.96	22,049.53	(8,879.43)
Team Building	32.94	701.65	1,678.41	976.76
Travel and Conferences - Administration	155.38	678.71	1,777.56	1,098.85
Travel and Conferences - Teachers	13.36	390.95	3,391.01	3,000.06
<b>Total Employee Related</b>	<b>3,246.07</b>	<b>32,918.17</b>	<b>29,796.64</b>	<b>(3,121.53)</b>
<b>Facilities</b>				
Copiers/ Reproduction	47.09	333.84	563.19	229.35
Equipment/Supplies	13.09	389.95	4,000.00	3,610.05
Expensed Furniture and Equipment	1.73	684.97	5,267.37	4,582.40
High-Speed Internet	102.97	510.78	1,218.61	707.83
Maintenance & Repairs	96.76	624.75	1,484.05	859.30
Office Postage	130.95	693.39	790.56	97.17
Office Rent		7,626.85	8,572.27	945.42
Office Supplies	279.40	1,472.34	1,210.01	(262.33)
Phone	163.28	1,008.38	904.23	(104.15)
Rent Operating Expense		939.26	957.13	17.87
Rent Storage Unit	31.52	409.87	4,000.00	3,590.13
Utilities	38.10	397.43	846.82	449.39
<b>Total Facilities</b>	<b>904.89</b>	<b>15,091.81</b>	<b>29,814.24</b>	<b>14,722.43</b>
<b>Governance</b>				
Accreditation		-	1,000.00	1,000.00
Banking Fees		29.00	1,000.00	971.00
Board-Related Expenses		-	339.23	339.23
Dues - School		2,959.23	3,000.00	40.77
Dues - Staff	26.32	383.62	658.35	274.73
Insurance Expenses		232.75	232.75	-
<b>Total Governance</b>	<b>26.32</b>	<b>3,604.60</b>	<b>6,230.33</b>	<b>2,625.73</b>
<b>Internet Service Provider</b>				
ISP Payment Reimbursement	2,220.75	7,004.33	8,000.00	995.67
<b>Total Internet Service Provider</b>	<b>2,220.75</b>	<b>7,004.33</b>	<b>8,000.00</b>	<b>995.67</b>
<b>Instructional</b>				
Other Curriculum	19.33	4,951.70	12,481.06	7,529.36
Summer School		55.00	6,051.44	5,996.44
<b>Total Instructional</b>	<b>19.33</b>	<b>5,006.70</b>	<b>18,532.50</b>	<b>13,525.80</b>
<b>Professional Services</b>				
Accounting Services/Audit		1,368.76	1,351.52	(17.24)
AERIES		1,286.26	2,000.00	713.74
Legal Services	7,723.29	9,878.47	6,367.44	(3,511.03)
Legal Special Education		510.03	2,098.02	1,587.99
Other School Contracted Services	705.87	8,183.65	1,589.67	(6,593.98)
Other School Expense	(288.83)	(221.93)	135.78	357.71
<b>Total Professional Services</b>	<b>8,140.33</b>	<b>21,005.24</b>	<b>13,542.43</b>	<b>(7,462.81)</b>
<b>Student Related</b>				
Graduation Expense	610.39	2,687.37	5,000.00	2,312.63
SPED Related Services	22,175.67	156,891.90	137,000.00	(19,891.90)
Student Activities	835.91	2,237.41	10,500.00	8,262.59
<b>Total Student Related</b>	<b>23,621.97</b>	<b>161,816.68</b>	<b>152,500.00</b>	<b>(9,316.68)</b>
<b>Taxes</b>				
Sales Tax And Use	873.90	10,216.65	16,348.83	6,132.18
<b>Total Taxes</b>	<b>873.90</b>	<b>10,216.65</b>	<b>16,348.83</b>	<b>6,132.18</b>
<b>Total Other Expenses</b>	<b>44,453.02</b>	<b>295,959.33</b>	<b>324,998.70</b>	<b>29,039.37</b>



**California Connections Academy Southern California  
Revenue and Expense Statement- Unaudited  
For the Period Ended June 30, 2023**

	June-23 Actual	YTD Actual	Revised Budget 10/25/2022	Actual vs Budget \$	Actual vs Budget %
<b>Forecasted Enrollment</b>					
Forecasted ADM			5,114	(5,114)	-100.00%
Forecasted Total Enrollment			6,638	(6,638)	-100.00%
Forecasted Funded Enrollment			4,922	(4,922)	-100.00%
<b>Revenue</b>					
State Funding	1,979,567.26	20,493,187.93	20,425,626.15	67,561.77	0.00%
Federal & Other Program Funding	625,928.00	2,950,181.87	4,962,207.57	(2,012,025.70)	-40.55%
Local Aid	3,444,749.67	41,380,774.00	41,649,189.00	(268,414.99)	-0.64%
Other Funding Sources	17,191.94	61,009.83	10,000.00	51,009.83	510.10%
<b>Total Revenue</b>	<b>6,067,436.87</b>	<b>64,885,153.63</b>	<b>67,047,022.72</b>	<b>(2,161,869.09)</b>	<b>-3.22%</b>
<b>Program Expenses</b>					
<b>Compensation Expense</b>					
Administration Staff	530,387.71	4,367,761.63	4,107,632.58	(260,129.05)	-6.33%
Instructional Staff	5,001,081.86	23,507,873.73	23,766,340.85	258,467.12	1.09%
<b>Total Compensation Expense</b>	<b>5,531,469.56</b>	<b>27,875,635.36</b>	<b>27,873,973.43</b>	<b>(1,661.93)</b>	<b>-0.01%</b>
<b>Fee Based Expenses</b>					
Enrollment/Unit Based Fees	1,440,438.48	16,783,496.08	16,592,111.49	(191,384.59)	-1.15%
Revenue Based Fees	461,762.42	5,088,854.04	5,284,925.94	196,071.90	3.71%
<b>Total Fee Based Expenses</b>	<b>1,902,200.90</b>	<b>21,872,350.12</b>	<b>21,877,037.43</b>	<b>4,687.31</b>	<b>0.02%</b>
<b>Other School Expenses</b>					
Assessment	281,143.13	643,843.91	830,393.79	186,549.88	22.47%
Authorizer Oversight	61,148.10	748,627.42	752,885.44	4,258.02	0.57%
Employee Related	114,271.02	1,032,923.37	859,240.39	(173,682.98)	-20.21%
Facilities	30,653.22	454,048.42	769,053.49	315,005.07	40.96%
Governance	1,510.17	93,532.90	105,951.07	12,418.17	11.72%
Internet Service Provider	73,572.41	224,891.81	287,000.00	62,108.19	21.64%
Instructional	680.63	146,284.69	534,418.37	388,133.68	72.63%
Professional Services	26,957.24	369,350.92	369,938.80	587.88	0.16%
Student Related	1,150,723.40	4,170,896.07	4,151,000.00	(19,896.07)	-0.48%
Other (Income) and Expense	-	(84,581.00)	(84,581.00)	-	0.00%
Taxes	26,236.65	329,439.05	311,078.01	(18,361.04)	-5.90%
Pending Allocation	(476,674.02)	(0.00)	-	0.00	0.00%
<b>Total Other School Expenses</b>	<b>1,290,221.95</b>	<b>8,129,257.56</b>	<b>8,886,378.36</b>	<b>757,120.80</b>	<b>8.52%</b>
<b>Total Program Expenses</b>	<b>8,723,892.41</b>	<b>57,877,243.04</b>	<b>58,637,389.22</b>	<b>760,146.18</b>	<b>1.30%</b>
<b>Net Increase (Decrease)</b>	<b>(2,656,455.54)</b>	<b>7,007,910.59</b>	<b>8,409,633.51</b>	<b>(1,401,722.92)</b>	
<b>Beginning fund balance</b>	<b>9,607,874.68</b>	<b>9,607,874.68</b>			
<b>Ending fund balance</b>	<b>6,951,419.14</b>	<b>16,615,785.27</b>			

**California Connections Academy Southern California  
Balance Sheet- Unaudited  
June 30, 2023**

<b>ASSETS</b>	
<b>Cash and Short Term Investments:</b>	
Payroll	\$ 921,599.64
Operating Account	4,026,422.38
Holding	16,433,291.62
OCDE Cash Account	1,665,215.56
Petty Cash	300.00
	-----
<b>Total Cash and Short Term Investments</b>	<b>23,046,829.20</b>
<b>Other Current Assets:</b>	
Pupil Funding	5,679,537.00
SPED Funding State	163,629.20
Other State Receivables	(336,849.45)
Federal Programs	722,140.00
Due from CalOPS Schools	(462,392.81)
Prepaid Expenses	390,302.66
	-----
<b>Total Other Current Assets</b>	<b>6,156,366.60</b>
	-----
<b>Total Current Assets</b>	<b>29,203,195.80</b>
<b>Fixed Assets:</b>	
Office Equipment - Shelving System	32,521.50
Accumulated Depreciation	(10,479.32)
	-----
<b>Net Fixed Assets</b>	<b>22,042.18</b>
<b>Other Assets:</b>	
Rent Deposit InterPres Corporation	20,287.30
	-----
<b>Total Other Assets</b>	<b>20,287.30</b>
	-----
<b>Total Assets</b>	<b>\$ 29,245,525.28</b>
	=====
<b>LIABILITIES</b>	
<b>Current Liabilities:</b>	
Due to (from) Pearson Virtual Schools	\$ 6,440,522.10
CalOPS Payroll Liability	(5,893,036.38)
CalOPS Pass Through Expense Liability	(2,974,513.62)
Pension Payable	822,448.45
Accrued Compensation	2,818,835.51
Accrued Expenses	185,078.77
Accrued Credit Card Expenses	232,020.27
Deferred Rent	25,606.00
Deferred Revenue	8,702,168.70
Accounts Payable	2,270,610.21
	-----
<b>Total Current Liabilities</b>	<b>12,629,740.01</b>
	-----
<b>Total Liabilities</b>	<b>12,629,740.01</b>
	-----
<b>FUND BALANCE</b>	
Beginning Fund Balance	9,607,874.68
Change in Fund Balance	7,007,910.59
	-----
<b>Ending Fund Balance</b>	<b>16,615,785.27</b>
	-----
<b>Total Liabilities and Fund Balance</b>	<b>\$ 29,245,525.28</b>
	=====

# Coversheet

## Approval of Unaudited Actuals for Fiscal Year Ending June 30, 2023 and Authorization of California Director of Finance to Submit to the Appropriate Parties (attached)

**Section:** IV. Consent Items  
**Item:** F. Approval of Unaudited Actuals for Fiscal Year Ending June 30, 2023 and Authorization of California Director of Finance to Submit to the Appropriate Parties (attached)  
**Purpose:** Vote  
**Submitted by:**  
**Related Material:** Central Coast 22-23 Unaudited Actuals Board Draft.pdf  
Central Valley 22-23 Unaudited Actuals Board Draft.pdf  
Monterey Bay 22-23 Unaudited Actuals Board Draft.pdf  
North Bay 22-23 Unaudited Actuals Board Draft.pdf  
NorCal 22-23 Unaudited Actuals Board Draft.pdf  
SoCal 22-23 Unaudited Actuals Board Draft.pdf

**CHARTER SCHOOL UNAUDITED ACTUALS  
FINANCIAL REPORT -- ALTERNATIVE FORM  
July 1, 2022 to June 30, 2023**

Charter School Name: California Connections Academy Central Coast  
CDS #: 42-75010-0138891  
Charter Approving Entity: Cuyama Unified School District  
County: Santa Barbara  
Charter #: 2031

This charter school uses the following basis of accounting  
0 (Please enter an "X" in the applicable box below; check only one box)

- Accrual Basis (Applicable Capital Assets/Interest on Long-Term Debt/Long-Term Liabilities objects are 6900, 7438, 9400-9499, and 9660-9669)  
 Modified Accrual Basis (Applicable Capital Outlay/Debt Service objects are 6100-6170, 6200-6500, 7438, and 7439)

DRAFT FOR BOARD REVIEW WITH FINANCIAL INFO THROUGH JUNE 30, 2023. Pending final adjustments as needed for submission  
P2=110

Description		Object Code	Unrestricted	Restricted	Total
<b>A. REVENUE</b>					
1.	LCFF Sources				
	State Aid - Current Year	8011	483,514		483,514
	Education Protection Account State Aid - Current year	8012	22,006		22,006
	State Aid - Prior Years	8019			0
	Transfers to Charter Schools in Lieu of Property Taxes	8096	747,440		747,440
	Other LCFF Transfers	8091, 8097	0	0	0
	<b>Total, LCFF Sources</b>		<b>1,252,960</b>	<b>0</b>	<b>1,252,960</b>
2.	Federal Revenues (see NOTE in Section J)				
	No Child Left Behind (incl. ARRA)	8290		0	0
	<i>Federal Funding - Title I</i>	8290		0	0
	<i>Federal Funding - Title II-A</i>	8290		0	0
	<i>Federal Funding - Title IV</i>	8290		0	0
	<i>Prior Year Adjustments</i>	8019		(1,052)	(1,052)
	Special Education - Federal	8181, 8182		13,359	13,359
	Child Nutrition - Federal	8220		0	0
	Other Federal Revenues	8110, 8260-8299	68	0	68
	<i>Federal Funding - E-Rate</i>		68	0	68
	<b>Total, Federal Revenues</b>		<b>68</b>	<b>12,307</b>	<b>12,375</b>
3.	Other State Revenues				
	Special Education - State	StateRevSE		90,225	90,225
	All Other State Revenues	StateRevAO	(24,123)	13,752	(10,371)
	<i>Star Testing</i>	StateRevAO	105		
	<i>College and Career Block Grant</i>	StateRevAO	0		
	<i>Mandated Cost Reimbursement</i>	StateRevAO	2,727	0	
	<i>Lottery</i>	StateRevAO	18,707	7,370	
	<i>Special Education Dispute Prevention</i>	StateRevAO	0	0	
	<i>Special Education Learning Recovery</i>	StateRevAO	0	0	
	<i>ERMHS</i>	StateRevAO	0	6,382	
	<i>A-G Completion Improvement Grant</i>	StateRevAO	0	0	
	<i>Educator Effectiveness Block Grant</i>	StateRevAO	0	0	
	<i>Ethnic Studies Grant</i>	StateRevAO	0	0	
	<i>Universal TK Grant</i>	StateRevAO	0	0	
	<i>Miscellaneous State Funds</i>	StateRevAO	0	0	
	<i>Prior Year Adjustments</i>	StateRevAO	(45,662)	0	
	<b>Total, Other State Revenues</b>		<b>(24,123)</b>	<b>103,977</b>	<b>79,853</b>
4.	Other Local Revenues				
	All Other Local Revenues	LocalRevAO	7,925	0	7,925
	<i>Interest Income</i>	LocalRevAO	6,021		
	<i>Donation</i>	LocalRevAO	0		
	<i>Miscellaneous</i>	LocalRevAO	127		
	<i>Prior Year Adjustments</i>	LocalRevAO	1,777		
	<b>Total, Local Revenues</b>		<b>7,925</b>	<b>0</b>	<b>7,925</b>
5.	<b>TOTAL REVENUES</b>		<b>1,236,830</b>	<b>116,284</b>	<b>1,353,113</b>
<b>B. EXPENDITURES</b>					
1.	Certificated Salaries				
	Certificated Teachers' Salaries	1100	278,495	47,933	326,428
	Certificated Pupil Support Salaries	1200	24,710	0	24,710
	Certificated Supervisors' and Administrators' Salaries	1300	31,587	7,408	38,995
	Other Certificated Salaries	1900	0	0	0
	<b>Total, Certificated Salaries</b>		<b>334,792</b>	<b>55,341</b>	<b>390,133</b>
2.	Non-certificated Salaries				
	Instructional Aides' Salaries	2100	0	0	0
	Non-certificated Support Salaries	2200	0	0	0
	Non-certificated Supervisors' and Administrators' Sal.	2300	0	0	0
	Clerical and Office Salaries	2400	0	0	0
	Other Non-certificated Salaries	2900	25,589	0	25,589
	<b>Total, Non-certificated Salaries</b>		<b>25,589</b>	<b>0</b>	<b>25,589</b>

Description		Object Code	Unrestricted	Restricted	Total
3.	Employee Benefits				
	STRS	3101-3102	58,968	9,721	68,689
	PERS	3201-3202	0	0	0
	OASDI / Medicare / Alternative	3301-3302	6,812	802	7,614
	Health and Welfare Benefits	3401-3402	79,616.38	14,158	93,775
	Unemployment Insurance	3501-3502	4,865	747	5,612
	Workers' Compensation Insurance	3601-3602	7,208	1,107	8,314
	Retiree Benefits	3701-3702	0	0	0
	PERS Reduction (for revenue limit funded schools)	3801-3802	0	0	0
	Other Employee Benefits	3901-3902	0	0	0
	<b>Total, Employee Benefits</b>		<b>157,469</b>	<b>26,536</b>	<b>184,005</b>
4.	Books and Supplies				
	<b>Approved Textbooks and Core Curricula Materials</b>	<b>4100</b>	<b>0</b>	<b>13,752</b>	<b>13,752</b>
	<b>Books and Other Reference Materials</b>	<b>4200</b>	<b>143,654</b>	<b>0</b>	<b>143,654</b>
	<i>Tangible and Intangible Instructional Materials</i>	4200	154,375		
	<i>Other Curriculum</i>	4200	3,031		
	<i>Minus Restricted Lottery Funds</i>	4200	(13,752)		
	<b>Materials and Supplies</b>	<b>4300</b>	<b>74,709</b>	<b>0</b>	<b>74,709</b>
	<i>Office Supplies</i>	4300	1,021		
	<i>Equipment/Supplies</i>	4300	289		
	<i>Expensed Furniture and Equipment</i>	4300	510		
	<i>Connexus™ Annual License (LMS)</i>	4300	67,200		
	<i>Hardware/Software - Employees</i>	4300	3,000		
	<i>School Curriculum Supplies</i>	4300	2,000		
	<i>Graduation</i>	4300	688		
	<b>Noncapitalized Equipment</b>	<b>4400</b>	<b>39,675</b>	<b>0</b>	<b>39,675</b>
	<i>Student Technology Assistance</i>	4400	39,675		
	<i>Student Testing Technology</i>	4400	0		
	<b>Food</b>	<b>4700</b>	<b>0</b>	<b>0</b>	<b>0</b>
	<b>Total, Books and Supplies</b>		<b>258,037</b>	<b>13,752</b>	<b>271,789</b>
5.	Services and Other Operating Expenditures				
	<b>Subagreements for Services</b>	<b>5100</b>	<b>170,033</b>	<b>17,850</b>	<b>187,883</b>
	<i>Educational Resource Center</i>	5100	14,112		
	<i>Short - Term Substitute Teaching</i>	5100	6,421		
	<i>Direct Course Instruction Support</i>	5100	2,423		
	<i>Technical Support and Repairs</i>	5100	16,800		
	<i>Enrollment and Records Management</i>	5100	6,040		
	<i>Human Resources Support</i>	5100	6,250		
	<i>Facility Support Services</i>	5100	300		
	<i>Community Outreach</i>	5100	0		
	<i>Accounting and Regulatory Reporting</i>	5100	5,600		
	<i>Treasury Services</i>	5100	18,555		
	<i>Marketing Services</i>	5100	12,370		
	<i>Special Populations Consultative Services</i>	5100		17,850	
	<i>Contractual Service Credit</i>	5100	0		
	<i>School Administration</i>	5100	74,219		
	<i>Sales and Use Tax</i>	5100	6,944		
	<b>Travel and Conferences</b>	<b>5200</b>	<b>3,548</b>	<b>0</b>	<b>3,548</b>
	<i>Travel and Conferences - Administration</i>	5200	497		
	<i>Travel and Conferences - Teachers</i>	5200	250		
	<i>Board Expenses</i>	5200	0		
	<i>Student Activities</i>	5200	2,801		
	<b>Dues and Memberships</b>	<b>5300</b>	<b>1,081</b>	<b>0</b>	<b>1,081</b>
	<i>Dues</i>	5300	1,081		
	<b>Insurance</b>	<b>5400</b>	<b>139</b>	<b>0</b>	<b>139</b>
	<i>Insurance - D&amp;O</i>	5400	139		
	<b>Operations and Housekeeping Services</b>	<b>5500</b>	<b>372</b>	<b>0</b>	<b>372</b>
	<i>Maintenance &amp; Repair</i>	5500	372		
	<b>Rentals, Leases, Repairs, and Noncap. Improvements</b>	<b>5600</b>	<b>5,820</b>	<b>0</b>	<b>5,820</b>
	<i>Copiers/Reproduction</i>	5600	236		
	<i>Office Rent</i>	5600	4,544		
	<i>Rent Operating Expense</i>	5600	560		
	<i>Rent Storage Unit</i>	5600	244		
	<i>Utilities</i>	5600	237		
	<b>Professional/Consulting Services and Operating Expend</b>	<b>5800</b>	<b>67,469</b>	<b>41,804</b>	<b>109,273</b>
	<i>Student Testing &amp; Assessment</i>	5800	16,285		
	<i>Staff Recruiting</i>	5800	138		
	<i>Staff Training/Prof. Dvlpmt.</i>	5800	20,781		
	<i>Team Building</i>	5800	435		

	BoA Credit Suspense	5800	0		
	Banking Fees	5800	915		
	Financial Audit	5800	968		
	District Oversight	5800	12,530		
	SELPA Administration	5800	3,712		
	STRS Reporting	5800	457		
	Accreditation and Consulting	5800	0		
	Internet Subsidy Payment Processing	5800	2,481		
	Legal	5800	2,062		
	Legal Special Education	5800	0	383	
	Other School Contracted Services	5800	6,117		
	Other School Expenses	5800	(177)		
	AERIES	5800	766		
	Summer School	5800	0		
	Special Education Related Services	5800		41,421	
<b>Communications</b>		<b>5900</b>	<b>12,951</b>	<b>0</b>	<b>12,951</b>
	ISP Payment Reimbursement	5900	4,596		
	Curriculum Postage	5900	4,983		
	Office Postage	5900	482		
	High-Speed Internet	5900	362		
	Voice Over IP Services	5900	1,800		
	Phone	5900	727		
	<b>Total, Services and Other Operating Expenditures</b>		<b>261,413</b>	<b>59,654</b>	<b>321,067</b>
<b>6.</b>	<b>Capital Outlay</b>				
	(Objects 6100-6170, 6200-6500 for modified accrual basis only)				
	Land and Land Improvements	6100-6170	0	0	0
	Buildings and Improvements of Buildings	6200	0	0	0
	Books and Media for New School Libraries or Major Expansion of School Libraries	6300	0	0	0
	Equipment	6400	0	0	0
	Equipment Replacement	6500	0	0	0
	Total, Capital Outlay		0	0	0
<b>7.</b>	<b>Other Outgo</b>				
	Tuition to Other Schools	7110-7143	0	0	0
	Transfers of Pass-Through Revenues to Other LEAs	7211-7213	0	0	0
	Transfers of Apportionments to Other LEAs - Spec. Ed.	7221-7223SE	0	0	0
	Transfers of Apportionments to Other LEAs - All Other	7221-7223AO	0	0	0
	All Other Transfers	7280-7299	0	0	0
	Debt Service:				
	Interest	7438	0	0	0
	Principal (for modified accrual basis only)	7439	0	0	0
	Total, Other Outgo		0	0	0
<b>8.</b>	<b>TOTAL EXPENDITURES</b>		<b>1,037,300</b>	<b>155,283</b>	<b>1,192,583</b>
<b>C.</b>	<b>EXCESS (DEFICIENCY) OF REVENUES OVER EXPEND. BEFORE OTHER FINANCING SOURCES AND USES (A5-B8)</b>		<b>199,530</b>	<b>(38,999)</b>	<b>160,530</b>
	<b>Description</b>	<b>Object Code</b>	<b>Unrestricted</b>	<b>Restricted</b>	<b>Total</b>
<b>D.</b>	<b>OTHER FINANCING SOURCES / USES</b>				
1.	Other Sources	8930-8979	0	0	0
2.	Less: Other Uses	7630-7699	0	0	0
3.	Contributions Between Unrestricted and Restricted Accounts (must net to zero)	8980-8999	(38,999)	38,999	0
4.	<b>TOTAL OTHER FINANCING SOURCES / USES</b>		<b>(38,999)</b>	<b>38,999</b>	<b>0</b>
<b>E.</b>	<b>NET INCREASE (DECREASE) IN FUND BALANCE (C + D4)</b>		<b>160,531</b>	<b>(0)</b>	<b>160,530</b>
<b>F.</b>	<b>FUND BALANCE, RESERVES</b>				
1.	Beginning Fund Balance				
a.	As of July 1	9791	18,316	0	18,316
b.	Adjustments/Restatements to Beginning Balance	9793, 9795	5,557	0	5,557
c.	Adjusted Beginning Balance		23,873	0	23,873
2.	Ending Fund Balance, June 30 (E + F1c)		184,404	(0)	184,403
	Components of Ending Fund Balance (Optional):				
	Reserve for Revolving Cash (equals object 9130)	9711	0	0	0
	Reserve for Stores (equals object 9320)	9712	0	0	0
	Reserve for Prepaid Expenditures (equals object 9330)	9713	0	0	0
	Reserve for All Others	9719	0	0	0
	General Reserve	9730	0	0	0
	Legally Restricted Balance	9740	0	0	0
	Designated for Economic Uncertainties	9770	0	0	0
	Other Designations	9775, 9780	0	0	0
	Undesignated / Unappropriated Amount	9790	184,404	(0)	184,403

G. ASSETS				
1.	Cash			
	In County Treasury	9110	779,943	0
	Fair Value Adjustment to Cash in County Treasury	9111		0
	In Banks	9120	197,593	0
	In Revolving Fund	9130		0
	With Fiscal Agent	9135		0
	Collections Awaiting Deposit	9140		0
2.	Investments	9150		0
3.	Accounts Receivable	9200	(9,939)	0
4.	Due from Grantor Government	9290	450,646	0
5.	Stores	9320	0	0
6.	Prepaid Expenditures (Expenses)	9330	0	0
7.	Other Current Assets	9340	0	0
8.	Capital Assets (for accrual basis only)	9400-9499	0	0
9.	TOTAL ASSETS		1,418,244	0
H. LIABILITIES				
1.	Accounts Payable	9500	1,046,179	0
2.	Due to Grantor Government	9590	0	0
3.	Current Loans	9640	0	0
4.	Deferred Rent		487	487
5.	Deferred Revenue	9650	187,175	0
6.	Long-Term Liabilities (for accrual basis only)	9660-9669	0	0
7.	TOTAL LIABILITIES		1,233,841	0
I. FUND BALANCE				
	Ending Fund Balance, June 30 (G9-H6) (must agree with Line F2)		184,403	0

**NOTE: IF YOUR CHARTER SCHOOL RECEIVED FEDERAL FUNDING, AS REPORTED IN SECTION A2, THE FOLLOWING ADDITIONAL INFORMATION MUST BE PROVIDED:**

**1. Federal Revenues Used for Capital Outlay and Debt Service**

Included in the Capital Outlay and Debt Service expenditures reported in sections B6 and B7 are the following amounts paid out of federal funds:

Federal Program Name (Indicate if NONE)	Capital Outlay	Debt Service	Total
a. None	\$ 0	0	0
b.			0
c.			0
d.			0
e.			0
f.			0
g.			0
h.			0
i.			0
j.			0
TOTAL	0	0	0

**2. Community Services Expenditures:**

Included in the expenditures reported in Section B are the following amounts expended for Community Services paid out of state and local funds:

Objects of Expenditures	Amount (Enter "0.00" if none)
a. Certificated Personnel Salaries	\$ 0
b. Non-certificated Personnel Salaries	0
c. Employee Benefits	0
d. Books and Supplies	0
e. Services and Other Operating Expenditures	0
TOTAL COMMUNITY SERVICES EXPENDITURES	0

**CHARTER SCHOOL UNAUDITED ACTUALS  
FINANCIAL REPORT -- ALTERNATIVE FORM  
July 1, 2022 to June 30, 2023**

**Charter School Name:** California Connections Academy Central Valley  
**CDS #:** 54-71803-03112458  
**Charter Approving Entity:** Alpaugh Unified School District  
**County:** Tulare  
**Charter #:** 804

This charter school uses the following basis of accounting:

(Please enter an "X" in the applicable box below; check only one box)

**Accrual Basis** (Applicable Capital Assets/Interest on Long-Term Debt/Long-Term Liabilities objects are 6900, 7438, 9400-9499, and 9660-9669)  
 **Modified Accrual Basis** (Applicable Capital Outlay/Debt Service objects are 6100-6170, 6200-6500, 7438, and 7439)

DRAFT FOR BOARD REVIEW WITH FINANCIAL INFO THROUGH JUNE 30, 2023. Pending final adjustments as needed for submission  
P2 ADA = 648

Description		Object Code	Unrestricted	Restricted	Total
<b>A. REVENUES</b>					
1.	LCFF Sources				
	State Aid - Current Year	8011	5,526,139		5,526,139
	Education Protection Account State Aid - Current year	8012	1,954,681		1,954,681
	State Aid - Prior Years	8019	0		0
	Transfers to Charter Schools in Lieu of Property Taxes	8096	437,982		437,982
	Other LCFF Transfers	8091, 8097	0	0	0
	<b>Total, LCFF Sources</b>		<b>7,918,802</b>	<b>0</b>	<b>7,918,802</b>
2.	Federal Revenues (see NOTE in Section J)				
	No Child Left Behind (incl. ARRA)	8290		178,770	178,770
	<i>Federal Funding - Title I</i>	8290		145,241	
	<i>Federal Funding - Title II-A</i>	8290		22,565	
	<i>Federal Funding - Title IV</i>	8290		10,964	
	<i>Prior Year Adjustments</i>	8019		(18,710)	(18,710)
	Special Education - Federal	8181, 8182		97,627	97,627
	Child Nutrition - Federal	8220		0	0
	Other Federal Revenues	8110, 8260-8299	405	351,140	351,544
	<i>Federal Funding - E-Rate</i>		405	0	
	<i>ESSER Funding</i>			351,140	
	<b>Total, Federal Revenues</b>		<b>405</b>	<b>608,827</b>	<b>609,231</b>
3.	Other State Revenues				
	Special Education - State	StateRevSE		531,286	531,286
	All Other State Revenues	StateRevAO	278,117	80,995	359,112
	<i>Star Testing</i>	StateRevAO	394		
	<i>Mandated Cost Reimbursement</i>	StateRevAO	18,000		
	<i>Lottery</i>	StateRevAO	110,139	43,416	
	<i>Special Education Dispute Prevention</i>	StateRevAO	0	0	
	<i>Special Education Learning Recovery</i>	StateRevAO	0	0	
	<i>ERMHS</i>	StateRevAO		37,579	
	<i>Educator Effectiveness Block Grant</i>	StateRevAO	0	0	
	<i>Ethnic Studies Block Grant</i>	StateRevAO	0	0	
	<i>A-G Completion Improvement Grant</i>	StateRevAO	0	0	
	<i>Universal TK Grant</i>	StateRevAO	0	0	
	<i>Prior Year Adjustments</i>	StateRevAO	149,585		
	<b>Total, Other State Revenues</b>		<b>278,117</b>	<b>612,281</b>	<b>890,399</b>
4.	Other Local Revenues				
	All Other Local Revenues	LocalRevAO	111,301	0	111,301
	<i>Interest Income</i>	LocalRevAO	3,301		
	<i>Donation</i>	LocalRevAO	0		
	<i>Miscellaneous</i>	LocalRevAO	786		
	<i>Prior Year Adjustments</i>	LocalRevAO	107,214		
	<b>Total, Local Revenues</b>		<b>111,301</b>	<b>0</b>	<b>111,301</b>
5.	<b>TOTAL REVENUES</b>		<b>8,308,625</b>	<b>1,221,108</b>	<b>9,529,733</b>
<b>B. EXPENDITURES</b>					
1.	Certificated Salaries				
	Certificated Teachers' Salaries	1100	1,457,319	563,956	2,021,275
	Certificated Pupil Support Salaries	1200	153,061		153,061
	Certificated Supervisors' and Administrators' Salaries	1300	140,087	112,448	252,535
	Other Certificated Salaries	1900	0	0	0
	<b>Total, Certificated Salaries</b>		<b>1,750,467</b>	<b>676,404</b>	<b>2,426,871</b>
2.	Non-certificated Salaries				
	Instructional Aides' Salaries	2100	0	0	0
	Non-certificated Support Salaries	2200	0	0	0



Non-certificated Supervisors' and Administrators' Sal.	2300	0	0	0
Clerical and Office Salaries	2400	0	0	0
Other Non-certificated Salaries	2900	165,716	0	165,716
<b>Total, Non-certificated Salaries</b>		<b>165,716</b>	<b>0</b>	<b>165,716</b>

Description		Object Code	Unrestricted	Restricted	Total
<b>3.</b>	<b>Employee Benefits</b>				
	STRS	3101-3102	248,961	177,393	426,355
	PERS	3201-3202	0	0	0
	OASDI / Medicare / Alternative	3301-3302	38,059	9,808	47,867
	Health and Welfare Benefits	3401-3402	460,410.00	124,280	584,690
	Unemployment Insurance	3501-3502	25,868	9,131	35,000
	Workers' Compensation Insurance	3601-3602	38,324	13,528	51,852
	Retiree Benefits	3701-3702	0	0	0
	PERS Reduction (for revenue limit funded schools)	3801-3802	0	0	0
	Other Employee Benefits	3901-3902	0	0	0
	<b>Total, Employee Benefits</b>		<b>811,622</b>	<b>334,141</b>	<b>1,145,763</b>
<b>4.</b>	<b>Books and Supplies</b>				
	<b>Approved Textbooks and Core Curricula Materials</b>	<b>4100</b>	<b>0</b>	<b>43,416</b>	<b>43,416</b>
	<b>Books and Other Reference Materials</b>	<b>4200</b>	<b>865,386</b>	<b>0</b>	<b>865,386</b>
	<i>Tangible and Intangible Instructional Materials</i>	4200	889,325		
	<i>Other Curriculum</i>	4200	19,477		
	<i>minus restricted lottery funds</i>	4200	(43,416)		
	<b>Materials and Supplies</b>	<b>4300</b>	<b>455,716</b>	<b>0</b>	<b>455,716</b>
	<i>Office Supplies</i>	4300	6,320		
	<i>Expensed Furniture and Equipment</i>	4300	3,080		
	<i>Equipment/Supplies</i>	4300	1,739		
	<i>Connexus™ Annual License (LMS)</i>	4300	405,000		
	<i>Hardware/Software - Employees</i>	4300	20,400		
	<i>School Curriculum Supplies</i>	4300	15,000		
	<i>Graduation</i>	4300	4,178		
	<b>Noncapitalized Equipment</b>	<b>4400</b>	<b>384,107</b>	<b>0</b>	<b>384,107</b>
	<i>Student Technology Assistance-Laptops</i>	4400	319,700		
	<i>Student Testing Technology</i>	4400	64,407		
	<b>Food</b>	<b>4700</b>	<b>0</b>	<b>0</b>	<b>0</b>
	<b>Total, Books and Supplies</b>		<b>1,705,209</b>	<b>43,416</b>	<b>1,748,625</b>
<b>5.</b>	<b>Services and Other Operating Expenditures</b>				
	<b>Subagreements for Services</b>	<b>5100</b>	<b>1,142,334</b>	<b>199,158</b>	<b>1,341,492</b>
	<i>Educational Resource Center</i>	5100	85,050		
	<i>Short-Term Substitute Teaching</i>	5100	7,322	32,208	
	<i>Direct Course Instruction Support</i>	5100	9,317		
	<i>Technical Support and Repairs</i>	5100	101,250		
	<i>Enrollment and Records Management</i>	5100	35,120		
	<i>Human Resources Support</i>	5100	42,500		
	<i>Facility Support Services</i>	5100	2,400		
	<i>Community Outreach</i>	5100	25,000		
	<i>Accounting and Regulatory Reporting</i>	5100	33,750		
	<i>Treasury Services</i>	5100	132,887		
	<i>Marketing Services</i>	5100	88,592		
	<i>Special Populations Consultative Services</i>	5100		166,950	
	<i>Contractual Service Credit</i>	5100	0		
	<i>School Administration</i>	5100	531,549		
	<i>Sales and Use Tax</i>	5100	47,597		
	<b>Travel and Conferences</b>	<b>5200</b>	<b>26,118</b>	<b>0</b>	<b>26,118</b>
	<i>Travel and Conferences - Administration</i>	5200	3,017		
	<i>Travel and Conferences - Teachers</i>	5200	1,584		
	<i>Board Expenses</i>	5200	0		
	<i>Student Activities</i>	5200	21,517		
	<b>Dues and Memberships</b>	<b>5300</b>	<b>10,613</b>	<b>0</b>	<b>10,613</b>
	<i>Dues</i>	5300	10,613		
	<b>Insurance</b>	<b>5400</b>	<b>898</b>	<b>0</b>	<b>898</b>
	<i>Insurance - D&amp;O</i>	5400	898		
	<b>Operations and Housekeeping Services</b>	<b>5500</b>	<b>2,410</b>	<b>0</b>	<b>2,410</b>
	<i>Maintenance &amp; Repair</i>	5500	2,410		
	<b>Rentals, Leases, Repairs, and Noncap. Improvements</b>	<b>5600</b>	<b>37,615</b>	<b>0</b>	<b>37,615</b>
	<i>Copiers/Reproduction</i>	5600	1,453		
	<i>Office Rent</i>	5600	29,424		
	<i>Rent Operating Expense</i>	5600	3,624		
	<i>Rent Storage Unit</i>	5600	1,581		
	<i>Utilities</i>	5600	1,533		
	<b>Professional/Consulting Services and Operating Expend.</b>	<b>5800</b>	<b>355,278</b>	<b>639,114</b>	<b>994,392</b>
	<i>Student Testing &amp; Assessment</i>	5800	54,721		
	<i>Staff Recruiting</i>	5800	875		
	<i>Staff Training / Prof. Dvlpmt.</i>	5800	117,144	12,668	
	<i>Team Building</i>	5800	2,786		

	BoA Credit Suspense	5800	0			
	Banking Fees	5800	1,342			
	Financial Audit	5800	5,920			
	District Oversight	5800	79,188			
	SELPA One-Time Fee	5800	0			
	SELPA Admin Fee	5800	22,773			
	STRS Reporting	5800	2,957			
	Accreditation and Consulting	5800	4,520			
	Internet Subsidy Payment Processing	5800	18,200			
	Legal	5800	4,782			
	Legal Special Education	5800	0	2,281		
	Other School Contracted Services	5800	36,115			
	Other School Expenses	5800	(1,063)			
	AERIES	5800	4,962			
	Summer School	5800	55			
	Special Education Direct Services	5800		624,165		
<b>Communications</b>		<b>5900</b>	<b>84,983</b>	<b>0</b>	<b>84,983</b>	
	ISP Payment Reimbursement	5900	34,089			
	Curriculum Postage	5900	28,974			
	Office Postage	5900	2,982			
	High Speed Internet	5900	2,244			
	Voice Over IP Services	5900	12,240			
	Phone	5900	4,453			
	<b>Total, Services and Other Operating Expenditures</b>		<b>1,660,249</b>	<b>838,272</b>	<b>2,498,521</b>	
<b>6.</b>	<b>Capital Outlay</b>					
	(Objects 6100-6170, 6200-6500 for modified accrual basis only)					
	Land and Land Improvements	6100-6170	0	0	0	
	Buildings and Improvements of Buildings	6200	0	0	0	
	Books and Media for New School Libraries or Major Expansion of School Libraries	6300	0	0	0	
	Equipment	6400	0	0	0	
	Equipment Replacement	6500	0	0	0	
	Depreciation Expense (for accrual basis only)	6900	0	0	0	
	<b>Total, Capital Outlay</b>		<b>0</b>	<b>0</b>	<b>0</b>	
<b>7.</b>	<b>Other Outgo</b>					
	Tuition to Other Schools	7110-7143	0	0	0	
	Transfers of Pass-Through Revenues to Other LEAs	7211-7213	0	0	0	
	Transfers of Apportionments to Other LEAs - Spec. Ed.	7221-7223SE	0	0	0	
	Transfers of Apportionments to Other LEAs - All Other	7221-7223AO	0	0	0	
	All Other Transfers	7280-7299	0	0	0	
	Debt Service:					
	Interest	7438	0	0	0	
	Principal (for modified accrual basis only)	7439	0	0	0	
	<b>Total, Other Outgo</b>		<b>0</b>	<b>0</b>	<b>0</b>	
<b>8.</b>	<b>TOTAL EXPENDITURES</b>		<b>6,093,263</b>	<b>1,892,232</b>	<b>7,985,496</b>	
<b>C.</b>	<b>EXCESS (DEFICIENCY) OF REVENUES OVER EXPEND. BEFORE OTHER FINANCING SOURCES AND USES (A5-B8)</b>		<b>2,215,362</b>	<b>(671,124.75)</b>	<b>1,544,237.60</b>	
<b>D.</b>	<b>OTHER FINANCING SOURCES / USES</b>	<b>Description</b>	<b>Object Code</b>	<b>Unrestricted</b>	<b>Restricted</b>	<b>Total</b>
1.	Other Sources		8930-8979	0	0	0
2.	Less: Other Uses		7630-7699	0	0	0
3.	Contributions Between Unrestricted and Restricted Accounts (must net to zero)		8980-8999	(671,125)	671,125	0
4.	<b>TOTAL OTHER FINANCING SOURCES / USES</b>			<b>(671,125)</b>	<b>671,125</b>	<b>0</b>
<b>E.</b>	<b>NET INCREASE (DECREASE) IN FUND BALANCE (C + D4)</b>			<b>1,544,238</b>	<b>(0.00)</b>	<b>1,544,237.60</b>
<b>F.</b>	<b>FUND BALANCE, RESERVES</b>					
1.	Beginning Fund Balance					
a.	As of July 1		9791	1,777,523	-	1,777,523.19
b.	Adjustments/Restatements to Beginning Balance		9793, 9795	0	-	-
c.	Adjusted Beginning Balance			<b>1,777,523</b>	<b>-</b>	<b>1,777,523.19</b>
2.	Ending Fund Balance, June 30 (E + F1c)			3,321,761	(0.00)	3,321,760.79
	Components of Ending Fund Balance (Optional):					
	Reserve for Revolving Cash (equals object 9130)		9711	0	0	0
	Reserve for Stores (equals object 9320)		9712	0	0	0
	Reserve for Prepaid Expenditures (equals object 9330)		9713	0	0	0
	Reserve for All Others		9719	0	0	0
	General Reserve		9730	0	0	0
	Legally Restricted Balance		9740	0	0	0
	Designated for Economic Uncertainties		9770	0	0	0
	Other Designations		9775, 9780	0	0	0
	Undesignated / Unappropriated Amount		9790	<b>3,321,761</b>	<b>(0)</b>	<b>3,321,761</b>

G. ASSETS				
1.	Cash			
	In County Treasury	9110	0	0
	Fair Value Adjustment to Cash in County Treasury	9111	0	0
	In Banks	9120	5,465,365	5,465,365
	In Revolving Fund	9130	0	0
	With Fiscal Agent	9135	0	0
	Collections Awaiting Deposit	9140	0	0
2.	Investments	9150	0	0
3.	Accounts Receivable	9200	(60,193.29)	(60,193.29)
4.	Due from Grantor Government	9290	1,985,493.05	1,985,493.05
5.	Stores	9320	-	-
6.	Prepaid Expenditures (Expenses)	9330	8,290	8,290
7.	Other Current Assets	9340	100	100
8.	Capital Assets (for accrual basis only)	9400-9499	0	0
9.	TOTAL ASSETS		7,399,055	7,399,055
H. LIABILITIES				
1.	Accounts Payable	9500	2,661,877	2,661,877
2.	Due to Grantor Government	9590	0	0
3.	Current Loans	9640	0	0
4.	Deferred Rent		3,517	3,517
5.	Deferred Revenue	9650	1,411,900	1,411,900
6.	Long-Term Liabilities (for accrual basis only)	9660-9669	0	0
7.	TOTAL LIABILITIES		4,077,294	4,077,294
I. FUND BALANCE				
	Ending Fund Balance, June 30 (G9-H6) (must agree with Line F2)		3,321,761	3,321,761

**NOTE: IF YOUR CHARTER SCHOOL RECEIVED FEDERAL FUNDING, AS REPORTED IN SECTION A2, THE FOLLOWING ADDITIONAL INFORMATION MUST BE PROVIDED:**

**1. Federal Revenues Used for Capital Outlay and Debt Service:**

Included in the Capital Outlay and Debt Service expenditures reported in sections B6 and B7 are the following amounts paid out of federal funds:

Federal Program Name (Indicate if NONE)	Capital Outlay	Debt Service	Total
a.			0
b.			0
c.			0
d.			0
e.			0
f.			0
g.			0
h.			0
i.			0
j.			0
TOTAL	0	0	0

**2. Community Services Expenditures:**

Included in the expenditures reported in Section B are the following amounts expended for Community Services paid out of state and local funds:

Objects of Expenditures	Amount (Enter "0.00" if none)
a. Certificated Personnel Salaries	\$
b. Non-certificated Personnel Salaries	
c. Employee Benefits	
d. Books and Supplies	
e. Services and Other Operating Expenditures	
TOTAL COMMUNITY SERVICES EXPENDITURES	0

**CHARTER SCHOOL UNAUDITED ACTUALS  
FINANCIAL REPORT -- ALTERNATIVE FORM  
July 1, 2022 to June 30, 2023**

**Charter School Name:** California Connections Academy Monterey Bay  
**CDS #:** 44-75432-0139410  
**Charter Approving Entity:** Scotts Valley Unified School District  
**County:** Santa Cruz  
**Charter #:** 2056

**This charter school uses the following basis of accounting:  
(Please enter an "X" in the applicable box below; check only one box)**

- Accrual Basis** (Applicable Capital Assets/Interest on Long-Term Debt/Long-Term Liabilities objects are 6900, 7438, 9400-9499, and 9660-9669)  
 **Modified Accrual Basis** (Applicable Capital Outlay/Debt Service objects are 6100-6170, 6200-6500, 7438, and 7439)

DRAFT FOR BOARD REVIEW WITH FINANCIAL INFO THROUGH JUNE 30, 2023. Pending final adjustments as needed for submission  
P2=458

Description		Object Code	Unrestricted	Restricted	Total
<b>A. REVENUES</b>					
1.	LCFF Sources				
	State Aid - Current Year	8011	2,243,860		2,243,860
	Education Protection Account State Aid - Current year	8012	91,642		91,642
	State Aid - Prior Years	8019			0
	Transfers to Charter Schools in Lieu of Property Taxes	8096	2,817,662		2,817,662
	Other LCFF Transfers	8091, 8097	0	0	0
	Total, LCFF Sources		<b>5,153,164</b>	<b>0</b>	<b>5,153,164</b>
2.	Federal Revenues (see NOTE in Section J) No Child Left Behind (incl. ARRA)	8290		0	0
	<i>Federal Funding - Title I</i>	8290		0	
	<i>Federal Funding - Title II-A</i>	8290		0	
	<i>Federal Funding - Title IV</i>	8290		0	
	<i>Prior Year Adjustments</i>	8019		(5,816)	(5,816)
	Special Education - Federal	8181, 8182		70,174	70,174
	Child Nutrition - Federal	8220		0	0
	Other Federal Revenues	8110, 8260-8299	285	0	285
	<i>Federal Funding - E-Rate</i>		285	0	0
	Total, Federal Revenues		<b>285</b>	<b>64,358</b>	<b>64,643</b>
3.	Other State Revenues				
	Special Education - State	StateRevSE		375,732	375,732
	All Other State Revenues	StateRevAO	91,914	(10,555)	81,359
	<i>Star Testing</i>	StateRevAO	563		
	<i>Mandated Cost Reimbursement</i>	StateRevAO	13,442		
	<i>Lottery</i>	StateRevAO	77,910	30,686	
	<i>Special Education Dispute Prevention</i>	StateRevAO		0	
	<i>Special Education Learning Recovery</i>	StateRevAO		0	
	<i>ERMHS</i>	StateRevAO		26,576	
	<i>A-G Access Success Grant</i>	StateRevAO		0	
	<i>A-G Learning Loss Mitigation Grant</i>	StateRevAO		0	
	<i>Educator Effectiveness Block Grant</i>	StateRevAO		0	
	<i>Ethnic Studies Grant</i>	StateRevAO		0	
	<i>Prior Year Adjustments</i>	StateRevAO		(67,817)	
	<i>Special Education Learning Recovery</i>	StateRevAO		0	
	<i>Universal TK Grant</i>	StateRevAO		0	
	Total, Other State Revenues		<b>91,914</b>	<b>365,177</b>	<b>457,091</b>
4.	Other Local Revenues				
	All Other Local Revenues	LocalRevAO	8,523	0	8,523
	<i>Interest Income</i>	LocalRevAO	7,990		
	<i>Donation</i>	LocalRevAO	0		
	<i>Miscellaneous</i>	LocalRevAO	534		
	<i>Prior Year Adjustments</i>	LocalRevAO	0		
	Total, Local Revenues		<b>8,523</b>	<b>0</b>	<b>8,523</b>
5.	<b>TOTAL REVENUES</b>		<b>5,253,886</b>	<b>429,535</b>	<b>5,683,421</b>
<b>B. EXPENDITURES</b>					
1.	Certificated Salaries				
	Certificated Teachers' Salaries	1100	1,286,520	221,247	1,507,768
	Certificated Pupil Support Salaries	1200	114,238		114,238
	Certificated Supervisors' and Administrators' Salaries	1300	166,372	39,019	205,390
	Other Certificated Salaries	1900	0	0	0
	<b>Total, Certificated Salaries</b>		<b>1,567,129</b>	<b>260,266</b>	<b>1,827,396</b>
2.	Non-certificated Salaries				
	Instructional Aides' Salaries	2100	0	0	0
	Non-certificated Support Salaries	2200	0	0	0
	Non-certificated Supervisors' and Administrators' Sal.	2300	0	0	0
	Clerical and Office Salaries	2400	0	0	0
	Other Non-certificated Salaries	2900	134,779	0	134,779

<b>Total, Non-certificated Salaries</b>	<b>134,779</b>	<b>0</b>	<b>134,779</b>
---	----------------	----------	----------------

Description		Object Code	Unrestricted	Restricted	Total
<b>3.</b>	<b>Employee Benefits</b>				
	STRS	3101-3102	273,683	45,410	319,093
	PERS	3201-3202	0	0	0
	OASDI / Medicare / Alternative	3301-3302	33,034	3,774	36,808
	Health and Welfare Benefits	3401-3402	375,624.31	66,561	442,185
	Unemployment Insurance	3501-3502	22,976	3,514	26,489
	Workers' Compensation Insurance	3601-3602	34,038	5,205	39,243
	Retiree Benefits	3701-3702	0	0	0
	PERS Reduction (for revenue limit funded schools)	3801-3802	0	0	0
	Other Employee Benefits	3901-3902	0	0	0
	<b>Total, Employee Benefits</b>		<b>739,356</b>	<b>124,463</b>	<b>863,819</b>
<b>4.</b>	<b>Books and Supplies</b>				
	<b>Approved Textbooks and Core Curricula Materials</b>	<b>4100</b>	<b>0</b>	<b>30,686</b>	<b>30,686</b>
	<b>Books and Other Reference Materials</b>	<b>4200</b>	<b>646,598</b>	<b>0</b>	<b>646,598</b>
	<i>Tangible and Intangible Instructional Materials</i>	4200	661,675		
	<i>Other Curriculum</i>	4200	15,609		
	<i>Minus Restricted Lottery Funds</i>	4200	(30,686)		
	<b>Materials and Supplies</b>	<b>4300</b>	<b>324,666</b>	<b>0</b>	<b>324,666</b>
	<i>Office Supplies</i>	4300	4,734		
	<i>Equipment/Supplies</i>	4300	1,247		
	<i>Expensed Furniture and Equipment</i>	4300	2,208		
	<i>Connexus™ Annual License (LMS)</i>	4300	287,400		
	<i>Hardware/Software - Employees</i>	4300	15,000		
	<i>School Curriculum Supplies</i>	4300	10,500		
	<i>Graduation</i>	4300	3,578		
	<b>Noncapitalized Equipment</b>	<b>4400</b>	<b>171,350</b>	<b>0</b>	<b>171,350</b>
	<i>Student Technology Assistance</i>	4400	171,350		
	<i>Student Testing Technology</i>	4400	0		
	<b>Food</b>	<b>4700</b>	<b>0</b>	<b>0</b>	<b>0</b>
	<b>Total, Books and Supplies</b>		<b>1,142,614</b>	<b>30,686</b>	<b>1,173,300</b>
<b>5.</b>	<b>Services and Other Operating Expenditures</b>				
	<b>Subagreements for Services</b>	<b>5100</b>	<b>733,552</b>	<b>95,250</b>	<b>828,802</b>
	<i>Educational Resource Center</i>	5100	60,354		
	<i>Short-Term Substitute Teaching</i>	5100	29,206		
	<i>Direct Course Instruction Support</i>	5100	16,896		
	<i>Technical Support and Repairs</i>	5100	71,850		
	<i>Enrollment and Records Management</i>	5100	25,880		
	<i>Human Resources Support</i>	5100	31,250		
	<i>Facility Support Services</i>	5100	1,800		
	<i>Community Outreach</i>	5100	0		
	<i>Accounting and Regulatory Reporting</i>	5100	23,950		
	<i>Treasury Services</i>	5100	78,031		
	<i>Marketing Services</i>	5100	52,021		
	<i>Special Populations Consultative Services</i>	5100		95,250	
	<i>Contractual Service Credit</i>	5100	0		
	<i>School Administration</i>	5100	312,126		
	<i>Sales and Use Tax</i>	5100	30,188		
	<b>Travel and Conferences</b>	<b>5200</b>	<b>10,676</b>	<b>0</b>	<b>10,676</b>
	<i>Travel and Conferences - Administration</i>	5200	2,188		
	<i>Travel and Conferences - Teachers</i>	5200	1,241		
	<i>Board Expenses</i>	5200	0		
	<i>Student Activities</i>	5200	7,247		
	<b>Dues and Memberships</b>	<b>5300</b>	<b>6,148</b>	<b>0</b>	<b>6,148</b>
	<i>Dues</i>	5300	6,148		
	<b>Insurance</b>	<b>5400</b>	<b>730</b>	<b>0</b>	<b>730</b>
	<i>Insurance - D&amp;O</i>	5400	730		
	<b>Operations and Housekeeping Services</b>	<b>5500</b>	<b>1,960</b>	<b>0</b>	<b>1,960</b>
	<i>Maintenance &amp; Repair</i>	5500	1,960		
	<b>Rentals, Leases, Repairs, and Noncap. Improvements</b>	<b>5600</b>	<b>30,487</b>	<b>0</b>	<b>30,487</b>
	<i>Copiers/Reproduction</i>	5600	1,076		
	<i>Office Rent</i>	5600	23,931		
	<i>Rent Operating Expense</i>	5600	2,947		
	<i>Rent Storage Unit</i>	5600	1,286		
	<i>Utilities</i>	5600	1,247		
	<b>Professional/Consulting Services and Operating Expend.</b>	<b>5800</b>	<b>318,327</b>	<b>457,301</b>	<b>775,628</b>
	<i>Student Testing &amp; Assessment</i>	5800	75,884		
	<i>Staff Recruiting</i>	5800	689		
	<i>Staff Training/Prof. Dvlpmt.</i>	5800	98,897		
	<i>Team Building</i>	5800	2,217		
	<i>BoA Credit Suspense</i>	5800	0		
	<i>Banking Fees</i>	5800	0		

	Financial Audit	5800	4,360		
	District Administrative Fees	5800	10,000		
	District Oversight	5800	51,532		
	SELPA Administration	5800	15,910		
	STRS Reporting	5800	2,405		
	Accreditation and Consulting	5800	1,130		
	Internet Subsidy Payment Processing	5800	9,975		
	Legal	5800	15,909		
	Legal Special Education	5800	0	2,100	
	Other School Contracted Services	5800	26,023		
	Other School Expenses	5800	(749)		
	AERIES	5800	4,036		
	Summer School	5800	110		
	Special Education Related Services	5800		455,201	
	<b>Communications</b>	<b>5900</b>	<b>56,371</b>	<b>0</b>	<b>56,371</b>
	ISP Payment Reimbursement	5900	18,803		
	Curriculum Postage	5900	21,351		
	Office Postage	5900	2,238		
	High-Speed Internet	5900	1,711		
	Voice Over IP Services	5900	9,000		
	Phone	5900	3,267		
	<b>Total, Services and Other Operating Expenditures</b>		<b>1,158,251</b>	<b>552,551</b>	<b>1,710,802</b>
<b>6.</b>	<b>Capital Outlay</b>				
	(Objects 6100-6170, 6200-6500 for modified accrual basis only)				
	Land and Land Improvements	6100-6170	0	0	0
	Buildings and Improvements of Buildings	6200	0	0	0
	Books and Media for New School Libraries or Major Expansion of School Libraries	6300	0	0	0
	Equipment	6400	0	0	0
	Equipment Replacement	6500	0	0	0
	Total, Capital Outlay		0	0	0
<b>7.</b>	<b>Other Outgo</b>				
	Tuition to Other Schools	7110-7143	0	0	0
	Transfers of Pass-Through Revenues to Other LEAs	7211-7213	0	0	0
	Transfers of Apportionments to Other LEAs - Spec. Ed.	7221-7223SE	0	0	0
	Transfers of Apportionments to Other LEAs - All Other	7221-7223AO	0	0	0
	All Other Transfers	7280-7299	0	0	0
	Debt Service:				
	Interest	7438	0	0	0
	Principal (for modified accrual basis only)	7439	0	0	0
	Total, Other Outgo		0	0	0
<b>8.</b>	<b>TOTAL EXPENDITURES</b>		<b>4,742,129</b>	<b>967,966</b>	<b>5,710,095</b>
<b>C.</b>	<b>EXCESS (DEFICIENCY) OF REVENUES OVER EXPEND. BEFORE OTHER FINANCING SOURCES AND USES (A5-B8)</b>		<b>511,757</b>	<b>(538,431)</b>	<b>(26,674)</b>
	<b>Description</b>	<b>Object Code</b>	<b>Unrestricted</b>	<b>Restricted</b>	<b>Total</b>
<b>D.</b>	<b>OTHER FINANCING SOURCES / USES</b>				
1.	Other Sources	8930-8979	0	0	0
2.	Less: Other Uses	7630-7699	0	0	0
3.	Contributions Between Unrestricted and Restricted Accounts (must net to zero)	8980-8999	(583,431)	583,431	0
4.	<b>TOTAL OTHER FINANCING SOURCES / USES</b>		<b>(583,431)</b>	<b>583,431</b>	<b>0</b>
<b>E.</b>	<b>NET INCREASE (DECREASE) IN FUND BALANCE (C + D4)</b>		<b>(71,674)</b>	<b>45,000</b>	<b>(26,674)</b>
<b>F.</b>	<b>FUND BALANCE, RESERVES</b>				
1.	Beginning Fund Balance				
a.	As of July 1	9791	358,359	0	358,359
b.	Adjustments/Restatements to Beginning Balance	9793, 9795	26,104	0	26,104
c.	Adjusted Beginning Balance		384,463	0	384,463
2.	Ending Fund Balance, June 30 (E + F1c)		312,789	45,000	357,789
	Components of Ending Fund Balance (Optional):				
	Reserve for Revolving Cash (equals object 9130)	9711	0	0	0
	Reserve for Stores (equals object 9320)	9712	0	0	0
	Reserve for Prepaid Expenditures (equals object 9330)	9713	0	0	0
	Reserve for All Others	9719	0	0	0
	General Reserve	9730	0	0	0
	Legally Restricted Balance	9740	0	0	0
	Designated for Economic Uncertainties	9770	0	0	0
	Other Designations	9775, 9780	0	0	0
	Undesignated / Unappropriated Amount	9790	312,789	45,000	357,789
<b>G.</b>	<b>ASSETS</b>				
1.	Cash				
	In County Treasury	9110		0	0



	Fair Value Adjustment to Cash in County Treasury	9111		0	0
	In Banks	9120	2,411,640	0	2,411,640
	In Revolving Fund	9130		0	0
	With Fiscal Agent	9135		0	0
	Collections Awaiting Deposit	9140		0	0
2.	Investments	9150		0	0
3.	Accounts Receivable	9200	(33,762)	0	(33,762)
4.	Due from Grantor Government	9290	331,335	0	331,335
5.	Stores	9320	0	0	0
6.	Prepaid Expenditures (Expenses)	9330	0	0	0
7.	Other Current Assets	9340	0	0	0
8.	Capital Assets (for accrual basis only)	9400-9499	0	0	0
9.	<b>TOTAL ASSETS</b>		2,709,214	0	2,709,214
<b>H.</b>	<b>LIABILITIES</b>				
1.	Accounts Payable	9500	1,801,784	0	1,801,784
2.	Due to Grantor Government	9590	0	0	0
3.	Current Loans	9640	0	0	0
4.	Deferred Rent		2,327		2,327
5.	Deferred Revenue	9650	547,313	0	547,313
6.	Long-Term Liabilities (for accrual basis only)	9660-9669	0	0	0
7.	<b>TOTAL LIABILITIES</b>		2,351,424	0	2,351,424
<b>I.</b>	<b>FUND BALANCE</b>				
	Ending Fund Balance, June 30 (G9-H6) (must agree with Line F2)		357,789	0	357,789

**NOTE: IF YOUR CHARTER SCHOOL RECEIVED FEDERAL FUNDING, AS REPORTED IN SECTION A2, THE FOLLOWING ADDITIONAL INFORMATION MUST BE PROVIDED:**

**1. Federal Revenues Used for Capital Outlay and Debt Service:**

Included in the Capital Outlay and Debt Service expenditures reported in sections B6 and B7 are the following amounts paid out of federal funds:

Federal Program Name (Indicate if NONE)	Capital Outlay	Debt Service	Total
a. NONE	\$ 0	0	0
b.			0
c.			0
d.			0
e.			0
f.			0
g.			0
h.			0
i.			0
j.			0
<b>TOTAL</b>	<b>0</b>	<b>0</b>	<b>0</b>

**2. Community Services Expenditures:**

Included in the expenditures reported in Section B are the following amounts expended for Community Services paid out of state and local funds:

Objects of Expenditures	Amount (Enter "0.00" if none)
a. Certificated Personnel Salaries	\$ 0
b. Non-certificated Personnel Salaries	0
c. Employee Benefits	0
d. Books and Supplies	0
e. Services and Other Operating Expenditures	0
<b>TOTAL COMMUNITY SERVICES EXPENDITURES</b>	<b>0</b>

**CHARTER SCHOOL UNAUDITED ACTUALS**  
**FINANCIAL REPORT -- ALTERNATIVE FORM**  
July 1, 2022 to June 30, 2023

**Charter School Name:** California Connections Academy North Bay  
**CDS #:** 17-64055-0129601  
**Charter Approving Entity:** Middletown Unified School District  
**County:** Lake  
**Charter #:** 1653

**This charter school uses the following basis of accounting:**  
**(Please enter an "X" in the applicable box below; check only one box)**

- Accrual Basis** (Applicable Capital Assets/Interest on Long-Term Debt/Long-Term Liabilities objects are 6900, 7438, 9400-9499, and 9660-9669)
- Modified Accrual Basis** (Applicable Capital Outlay/Debt Service objects are 6100-6170, 6200-6500, 7438, and 7439)

DRAFT FOR BOARD REVIEW WITH FINANCIAL INFO THROUGH JUNE 30, 2023. Pending final adjustments as needed for submission  
P2=141

Description		Object Code	Unrestricted	Restricted	Total
<b>A. REVENUES</b>					
1.	LCFF Sources				
	State Aid - Current Year	8011	982,796		982,796
	Education Protection Account State Aid - Current year	8012	28,250		28,250
	State Aid - Prior Years	8019	54,517		54,517
	Transfers to Charter Schools in Lieu of Property Taxes	8096	635,747		635,747
	Other LCFF Transfers	8091, 8097	0	0	0
	<b>Total, LCFF Sources</b>		<b>1,701,310</b>	<b>0</b>	<b>1,701,310</b>
2.	Federal Revenues (see NOTE in Section J)				
	No Child Left Behind (incl. ARRA)	8290		49,920	49,920
	<i>Federal Funding - Title I</i>	8290		34,991	
	<i>Federal Funding - Title II-A</i>	8290		4,929	
	<i>Federal Funding - Title IV</i>	8290		10,000	
	<i>Prior Year Adjustments</i>	8019		(2,652)	(2,652)
	Special Education - Federal	8181, 8182		25,104	25,104
	Child Nutrition - Federal	8220		0	0
	Other Federal Revenues	8110, 8260-8299	88	80,670	80,759
	<i>Federal Funding - E-Rate</i>		88	0	0
	<i>ESSER Funding</i>			80,670	
	<b>Total, Federal Revenues</b>		<b>88</b>	<b>153,042</b>	<b>153,131</b>
3.	Other State Revenues				
	Special Education - State	StateRevSE		115,825	115,825
	All Other State Revenues	StateRevAO	29,147	19,524	48,671
	<i>Star Testing</i>	StateRevAO	118		
	<i>College and Career Block Grant</i>	StateRevAO	0		
	<i>Mandated Cost Reimbursement</i>	StateRevAO	5,000		
	<i>Lottery</i>	StateRevAO	24,029	9,447	
	<i>Special Education Dispute Prevention</i>	StateRevAO	0	0	
	<i>Special Education Learning Recovery</i>	StateRevAO	0	0	
	<i>ERMHS</i>	StateRevAO		10,077	
	<i>Educator Effectiveness Block Grant</i>	StateRevAO	0	0	
	<i>Ethnic Studies Block Grant</i>	StateRevAO	0	0	
	<i>Universal TK Grant</i>	StateRevAO	0	0	
	<i>A-G Access Grant</i>	StateRevAO	0	0	
	<i>A-G Learning Loss Mitigation Grant</i>	StateRevAO	0	0	
	<i>Miscellaneous State Funds</i>	StateRevAO	0	0	
	<b>Total, Other State Revenues</b>		<b>29,147</b>	<b>135,349</b>	<b>164,496</b>
4.	Other Local Revenues				
	All Other Local Revenues	LocalRevAO	(44,142)	0	(44,142)
	<i>Interest Income</i>	LocalRevAO	755		
	<i>Donation</i>	LocalRevAO	0		
	<i>Miscellaneous</i>	LocalRevAO	169		
	<i>Prior Year Adjustments</i>	LocalRevAO	(45,066)		
	<b>Total, Local Revenues</b>		<b>(44,142)</b>	<b>0</b>	<b>(44,142)</b>
5.	<b>TOTAL REVENUES</b>		<b>1,686,404</b>	<b>288,391</b>	<b>1,974,795</b>
<b>B. EXPENDITURES</b>					
1.	Certificated Salaries				
	Certificated Teachers' Salaries	1100	326,878	128,632	455,510
	Certificated Pupil Support Salaries	1200	34,489	0	34,489
	Certificated Supervisors' and Administrators' Salaries	1300	38,251	27,207	65,459
	Other Certificated Salaries	1900	0	0	0
	<b>Total, Certificated Salaries</b>		<b>399,618</b>	<b>155,839</b>	<b>555,457</b>
2.	Non-certificated Salaries				

Instructional Aides' Salaries	2100	0	0	0
Non-certificated Support Salaries	2200	0	0	0
Non-certificated Supervisors' and Administrators' Sal.	2300	0	0	0
Clerical and Office Salaries	2400	0	0	0
Other Non-certificated Salaries	2900	42,955	0	42,955
<b>Total, Non-certificated Salaries</b>		<b>42,955</b>	<b>0</b>	<b>42,955</b>

Description		Object Code	Unrestricted	Restricted	Total
<b>3.</b>	<b>Employee Benefits</b>				
	STRS	3101-3102	55,377	40,566	95,943
	PERS	3201-3202	0	0	0
	OASDI / Medicare / Alternative	3301-3302	9,080	2,260	11,340
	Health and Welfare Benefits	3401-3402	106,552.47	28,374	134,927
	Unemployment Insurance	3501-3502	5,975	2,104	8,079
	Workers' Compensation Insurance	3601-3602	8,851	3,117	11,968
	Retiree Benefits	3701-3702	0	0	0
	PERS Reduction (for revenue limit funded schools)	3801-3802	0	0	0
	Other Employee Benefits	3901-3902	0	0	0
	<b>Total, Employee Benefits</b>		<b>185,836</b>	<b>76,420</b>	<b>262,256</b>
<b>4.</b>	<b>Books and Supplies</b>				
	<b>Approved Textbooks and Core Curricula Materials</b>	<b>4100</b>	<b>0</b>	<b>9,447</b>	<b>9,447</b>
	<b>Books and Other Reference Materials</b>	<b>4200</b>	<b>206,555</b>	<b>0</b>	<b>206,555</b>
	<i>Tangible and Intangible Instructional Materials</i>	4200	211,050		
	<i>Other Curriculum</i>	4200	4,952		
	<i>Minus Restricted Lottery Funds</i>	4200	(9,447)		
	<b>Materials and Supplies</b>	<b>4300</b>	<b>101,235</b>	<b>0</b>	<b>101,235</b>
	<i>Office Supplies</i>	4300	1,472		
	<i>Expensed Furniture and Equipment</i>	4300	685		
	<i>Equipment/Supplies</i>	4300	390		
	<i>ConnexusTM Annual License (LMS)</i>	4300	88,800		
	<i>Hardware/Software - Employees</i>	4300	4,200		
	<i>School Curriculum Supplies</i>	4300	3,000		
	<i>Graduation</i>	4300	2,687		
	<b>Noncapitalized Equipment</b>	<b>4400</b>	<b>63,250</b>	<b>0</b>	<b>63,250</b>
	<i>Student Technology Assistance</i>	4400	63,250		
	<i>Student Testing Technology</i>	4400	0		
	<b>Food</b>	<b>4700</b>	<b>0</b>	<b>0</b>	<b>0</b>
	<b>Total, Books and Supplies</b>		<b>371,039</b>	<b>9,447</b>	<b>380,486</b>
<b>5.</b>	<b>Services and Other Operating Expenditures</b>				
	<b>Subagreements for Services</b>	<b>5100</b>	<b>234,016</b>	<b>27,830</b>	<b>261,846</b>
	<i>Educational Resource Center</i>	5100	18,648		
	<i>Short-Term Substitute Teaching</i>	5100	1,651	7,430	
	<i>Direct Course Instruction Support</i>	5100	2,049		
	<i>Technical Support and Repairs</i>	5100	22,200		
	<i>Enrollment and Records Management</i>	5100	8,200		
	<i>Human Resources Support</i>	5100	8,750		
	<i>Facility Support Services</i>	5100	900		
	<i>Community Outreach</i>	5100	0		
	<i>Accounting and Regulatory Reporting</i>	5100	7,400		
	<i>Treasury Services</i>	5100	27,177		
	<i>Marketing Services</i>	5100	18,118		
	<i>Special Populations Consultative Services</i>	5100	0	20,400	
	<i>Contractual Service Credit</i>	5100	0		
	<i>School Administration</i>	5100	108,707		
	<i>Title I - SES Tutoring</i>	5100	0		
	<i>Sales and Use Tax</i>	5100	10,217		
	<b>Travel and Conferences</b>	<b>5200</b>	<b>3,307</b>	<b>0</b>	<b>3,307</b>
	<i>Travel and Conferences - Administration</i>	5200	679		
	<i>Travel and Conferences - Teachers</i>	5200	391		
	<i>Board Expenses</i>	5200	0		
	<i>Student Activities</i>	5200	2,237		
	<b>Dues and Memberships</b>	<b>5300</b>	<b>3,343</b>	<b>0</b>	<b>3,343</b>
	<i>Dues</i>	5300	3,343		
	<b>Insurance</b>	<b>5400</b>	<b>233</b>	<b>0</b>	<b>233</b>
	<i>Insurance - D&amp;O</i>	5400	233		
	<b>Operations and Housekeeping Services</b>	<b>5500</b>	<b>625</b>	<b>0</b>	<b>625</b>
	<i>Maintenance &amp; Repair</i>	5500	625		
	<b>Rentals, Leases, Repairs, and Noncap. Improvements</b>	<b>5600</b>	<b>9,707</b>	<b>0</b>	<b>9,707</b>
	<i>Copiers/Reproduction</i>	5600	334		
	<i>Office Rent</i>	5600	7,627		
	<i>Rent Operating Expense</i>	5600	939		
	<i>Rent Storage Unit</i>	5600	410		
	<i>Utilities</i>	5600	397		
	<b>Professional/Consulting Services and Operating Expend.</b>	<b>5800</b>	<b>90,844</b>	<b>162,010</b>	<b>252,854</b>
	<i>Student Testing &amp; Assessment</i>	5800	16,866		
	<i>Staff Recruiting</i>	5800	218		
	<i>Staff Training/Prof. Dvlpmt.</i>	5800	26,321	4,608	
	<i>Team Building</i>	5800	702		

			0		
			29		
			1,369		
			16,468		
			0		
			5,195		
			0		
			766		
			0		
			3,729		
			9,878		
			0	510	
			0		
			8,184		
			(222)		
			1,286		
			0		
			0		
			55		
				156,892	
			<b>18,502</b>	<b>0</b>	<b>18,502</b>
			7,004		
			6,765		
			693		
			511		
			2,520		
			1,008		
			<b>360,576</b>	<b>189,840</b>	<b>550,416</b>
6.	Capital Outlay				
	(Objects 6100-6170, 6200-6500 for modified accrual basis only)				
	Land and Land Improvements	6100-6170	0	0	0
	Buildings and Improvements of Buildings	6200	0	0	0
	Books and Media for New School Libraries or Major Expansion of School Libraries	6300	0	0	0
	Equipment	6400	0	0	0
	Equipment Replacement	6500	0	0	0
	Depreciation Expense (for accrual basis only)	6900	0	0	0
	Total, Capital Outlay		0	0	0
7.	Other Outgo				
	Tuition to Other Schools	7110-7143	0	0	0
	Transfers of Pass-Through Revenues to Other LEAs	7211-7213	0	0	0
	Transfers of Apportionments to Other LEAs - Spec. Ed.	7221-7223SE	0	0	0
	Transfers of Apportionments to Other LEAs - All Other	7221-7223AO	0	0	0
	All Other Transfers	7280-7299	0	0	0
	Debt Service:				
	Interest	7438	0	0	0
	Principal (for modified accrual basis only)	7439	0	0	0
	Total, Other Outgo		0	0	0
8.	TOTAL EXPENDITURES		1,360,024	431,546	1,791,570
C.	EXCESS (DEFICIENCY) OF REVENUES OVER EXPEND. BEFORE OTHER FINANCING SOURCES AND USES (A5-B8)		326,380	(143,155)	183,225
D.	OTHER FINANCING SOURCES / USES				
1.	Other Sources	8930-8979	0	0	0
2.	Less: Other Uses	7630-7699	0	0	0
3.	Contributions Between Unrestricted and Restricted Accounts (must net to zero)	8980-8999	(143,155)	143,155	0
4.	TOTAL OTHER FINANCING SOURCES / USES		(143,155)	143,155	0
E.	NET INCREASE (DECREASE) IN FUND BALANCE (C + D4)		183,225	(0)	183,225
F.	FUND BALANCE, RESERVES				
1.	Beginning Fund Balance				
a.	As of July 1	9791	612,985	0	612,985
b.	Adjustments/Restatements to Beginning Balance	9793, 9795	9,576	0	9,576
c.	Adjusted Beginning Balance		622,561	0	622,561
2.	Ending Fund Balance, June 30 (E + F1c)		805,786	(0)	805,786
	Components of Ending Fund Balance (Optional):				
	Reserve for Revolving Cash (equals object 9130)	9711		0	0
	Reserve for Stores (equals object 9320)	9712	0	0	0
	Reserve for Prepaid Expenditures (equals object 9330)	9713		0	0
	Reserve for All Others	9719	0	0	0
	General Reserve	9730	0	0	0
	Legally Restricted Balance	9740	0	0	0

Designated for Economic Uncertainties	9770	0	0	0
Other Designations	9775, 9780	0	0	0
Undesignated / Unappropriated Amount	9790	805,786	(0)	805,786

G. ASSETS				
1.	Cash			
	In County Treasury	9110	0	0
	Fair Value Adjustment to Cash in County Treasury	9111	0	0
	In Banks	9120	1,192,946	1,192,946
	In Revolving Fund	9130	0	0
	With Fiscal Agent	9135	0	0
	Collections Awaiting Deposit	9140	0	0
2.	Investments	9150	0	0
3.	Accounts Receivable	9200	337,698	337,698
4.	Due from Grantor Government	9290	272,125	272,125
5.	Stores	9320	0	0
6.	Prepaid Expenditures (Expenses)	9330	1,501	1,501
7.	Other Current Assets	9340	0	0
8.	Capital Assets (for accrual basis only)	9400-9499	0	0
9.	TOTAL ASSETS		1,804,270	1,804,270
H. LIABILITIES				
1.	Accounts Payable	9500	658,566	658,566
2.	Due to Grantor Government	9590	0	0
3.	Current Loans	9640	0	0
4.	Deferred Rent		1,245	
5.	Deferred Revenue	9650	338,673	338,673
6.	Long-Term Liabilities (for accrual basis only)	9660-9669	0	0
7.	TOTAL LIABILITIES		998,484	998,484
I. FUND BALANCE				
	Ending Fund Balance, June 30 (G9-H6) (must agree with Line F2)		805,786	805,786

**NOTE: IF YOUR CHARTER SCHOOL RECEIVED FEDERAL FUNDING, AS REPORTED IN SECTION A2, THE FOLLOWING ADDITIONAL INFORMATION MUST BE PROVIDED:**

**1. Federal Revenues Used for Capital Outlay and Debt Service:**

Included in the Capital Outlay and Debt Service expenditures reported in sections B6 and B7 are the following amounts paid out of federal funds:

Federal Program Name (Indicate if NONE)	Capital Outlay	Debt Service	Total
a. NONE	\$ 0	0	0
b.			0
c.			0
d.			0
e.			0
f.			0
g.			0
h.			0
i.			0
j.			0
TOTAL	0	0	0

**2. Community Services Expenditures:**

Included in the expenditures reported in Section B are the following amounts expended for Community Services paid out of state and local funds:

Objects of Expenditures	Amount (Enter "0.00" if none)
a. Certificated Personnel Salaries	\$ 0
b. Non-certificated Personnel Salaries	0
c. Employee Benefits	0
d. Books and Supplies	0
e. Services and Other Operating Expenditures	0
TOTAL COMMUNITY SERVICES EXPENDITURES	0

**CHARTER SCHOOL UNAUDITED ACTUALS  
FINANCIAL REPORT -- ALTERNATIVE FORM  
July 1, 2022 to June 30, 2023**

Charter School Name: California Connections Academy @ Northern California  
 CDS #: 39-68650-0125849  
 Charter Approving Entity: Ripon Unified School District  
 County: San Joaquin  
 Charter #: 1398

This charter school uses the following basis of accounting:

(Please enter an "X" in the applicable box below; check only one box)

<input type="checkbox"/>	Accrual Basis (Applicable Capital Assets/Interest on Long-Term Debt/Long-Term Liabilities objects are 6900, 7438, 9400-9499, and 9660-9669)
<input checked="" type="checkbox"/>	Modified Accrual Basis (Applicable Capital Outlay/Debt Service objects are 6100-6170, 6200-6500, 7438, and 7439)

DRAFT FOR BOARD REVIEW WITH FINANCIAL INFO THROUGH JUNE 30, 2023. Pending final adjustments as needed for submission  
 P2 ADA =1664

Description		Object Code	Unrestricted	Restricted	Total
<b>A. REVENUES</b>					
1.	LCFF Sources				
	State Aid - Current Year	8011	11,329,104		11,329,104
	Education Protection Account State Aid - Current year	8012	4,908,407		4,908,407
	Transfers to Charter Schools in Lieu of Property Taxes	8096	2,818,115		2,818,115
	Other LCFF Transfers	8091, 8097	0	0	0
	State Aid - Prior Years	8019			0
	Total, LCFF Sources		<b>19,055,626</b>	<b>0</b>	<b>19,055,626</b>
2.	Federal Revenues (see NOTE in Section J)				
	No Child Left Behind (incl. ARRA)	8290		303,211	303,211
		<i>Federal Funding - Title I</i>	8290	245,391	
		<i>Federal Funding - Title II-A</i>	8290	41,185	
		<i>Federal Funding - Title IV</i>	8290	16,635	
	<i>Prior Year Adjustments</i>	8019		(20,346)	(20,346)
	Special Education - Federal	8181, 8182		238,708	238,708
	Child Nutrition - Federal	8220		0	0
	Other Federal Revenues	8110, 8260-8299	1,053	919,634	920,687
		<i>Federal Funding - E-Rate</i>	1,053	0	0
		<i>ESSER Funding</i>		919,634	
	Total, Federal Revenues		<b>1,053</b>	<b>1,441,207</b>	<b>1,442,260</b>
3.	Other State Revenues				
	Special Education - State	StateRevSE		1,364,398	1,364,398
	All Other State Revenues	StateRevAO	2,572,970	207,994	2,780,964
		<i>Star Testing</i>	StateRevAO	824	
		<i>Mandated Cost Reimbursement</i>	StateRevAO	46,000	
		<i>Lottery</i>	StateRevAO	282,856	111,488
		<i>Special Education Dispute Prevention</i>	StateRevAO		0
		<i>Special Education Learning Recovery</i>	StateRevAO		0
		<i>ERMHS</i>	StateRevAO		96,506
		<i>A-G Completion Improvement Grant</i>	StateRevAO	0	0
		<i>Educator Effectiveness Block Grant</i>	StateRevAO	0	0
		<i>Ethnic Studies Block Grant</i>	StateRevAO	0	0
		<i>Universal TK Grant</i>	StateRevAO	0	0
		<i>Prior Year Adjustments</i>	StateRevAO	2,243,290	
	Total, Other State Revenues		<b>2,572,970</b>	<b>1,572,392</b>	<b>4,145,362</b>
4.	Other Local Revenues				
	All Other Local Revenues	LocalRevAO	38,054	0	38,054
		<i>Interest Income</i>	LocalRevAO	36,101	
		<i>Donation</i>	LocalRevAO	0	
		<i>Miscellaneous</i>	LocalRevAO	1,953	
		<i>Prior Year Adjustments</i>	LocalRevAO	0	
	Total, Local Revenues		<b>38,054</b>	<b>0</b>	<b>38,054</b>
5.	<b>TOTAL REVENUES</b>		<b>21,667,703</b>	<b>3,013,599</b>	<b>24,681,302</b>
<b>B. EXPENDITURES</b>					
1.	Certificated Salaries				
	Certificated Teachers' Salaries	1100	3,842,860	1,467,415	5,310,274
	Certificated Pupil Support Salaries	1200	402,147		402,147
	Certificated Supervisors' and Administrators' Salaries	1300	373,923	296,098	670,021
	Other Certificated Salaries	1900	0	0	0
	<b>Total, Certificated Salaries</b>		<b>4,618,930</b>	<b>1,763,513</b>	<b>6,382,443</b>
2.	Non-certificated Salaries				
	Instructional Aides' Salaries	2100	0	0	0
	Non-certificated Support Salaries	2200	0	0	0
	Non-certificated Supervisors' and Administrators' Sal.	2300	0	0	0



Clerical and Office Salaries	2400	0	0	0
Other Non-certificated Salaries	2900	439,675	0	439,675
<b>Total, Non-certificated Salaries</b>		<b>439,675</b>	<b>0</b>	<b>439,675</b>

Description		Object Code	Unrestricted	Restricted	Total
3.	Employee Benefits				
	STRS	3101-3102	688,026	432,876	1,120,902
	PERS	3201-3202	0	0	0
	OASDI / Medicare / Alternative	3301-3302	100,610	25,571	126,181
	Health and Welfare Benefits	3401-3402	1,298,993.09	239,234	1,538,227
	Unemployment Insurance	3501-3502	68,291	23,807	92,099
	Workers' Compensation Insurance	3601-3602	101,172	35,270	136,442
	Retiree Benefits	3701-3702	0	0	0
	PERS Reduction (for revenue limit funded schools)	3801-3802	0	0	0
	Other Employee Benefits	3901-3902	0	0	0
	<b>Total, Employee Benefits</b>		<b>2,257,092</b>	<b>756,758</b>	<b>3,013,850</b>
4.	Books and Supplies				
	<b>Approved Textbooks and Core Curricula Materials</b>	<b>4100</b>	<b>0</b>	<b>111,488</b>	<b>111,488</b>
	<b>Books and Other Reference Materials</b>	<b>4200</b>	<b>2,269,577</b>	<b>0</b>	<b>2,269,577</b>
	<i>Tangible and Intangible Instructional Materials</i>	4200	2,329,475		
	<i>Other Curriculum</i>	4200	51,590		
	<i>Minus Restricted Lottery Funds</i>	4200	(111,488)		
	<b>Materials and Supplies</b>	<b>4300</b>	<b>1,207,547</b>	<b>0</b>	<b>1,207,547</b>
	<i>Office Supplies</i>	4300	17,048		
	<i>Expensed Furniture and Equipment</i>	4300	8,019		
	<i>Equipment/Supplies</i>	4300	4,493		
	<i>Connexus™ Annual License (LMS)</i>	4300	1,049,400		
	<i>Hardware/Software - Employees</i>	4300	54,600		
	<i>School Curriculum Supplies</i>	4300	39,000		
	<i>Graduation</i>	4300	34,987		
	<b>Noncapitalized Equipment</b>	<b>4400</b>	<b>753,250</b>	<b>0</b>	<b>753,250</b>
	<i>Student Technology Assistance</i>	4400	753,250		
	<i>Student Testing Technology</i>	4400	0		
	<b>Food</b>	<b>4700</b>	<b>0</b>	<b>0</b>	<b>0</b>
	<b>Total, Books and Supplies</b>		<b>4,230,374</b>	<b>111,488</b>	<b>4,341,862</b>
5.	Services and Other Operating Expenditures				
	<b>Subagreements for Services</b>	<b>5100</b>	<b>2,955,014</b>	<b>468,363</b>	<b>3,423,377</b>
	<i>Educational Resource Center</i>	5100	220,374		
	<i>Short-Term Substitute Teaching</i>	5100	19,250	84,213	
	<i>Direct Course Instruction Support</i>	5100	35,736		
	<i>Technical Support and Repairs</i>	5100	262,350		
	<i>Enrollment and Records Management</i>	5100	91,400		
	<i>Human Resources Support</i>	5100	113,750		
	<i>Facility Support Services</i>	5100	6,300		
	<i>Community Outreach</i>	5100	50,000		
	<i>Accounting and Regulatory Reporting</i>	5100	87,450		
	<i>Treasury Services</i>	5100	344,155		
	<i>Marketing Services</i>	5100	229,436		
	<i>Special Populations Consultative Services</i>	5100		384,150	
	<i>Contractual Service Credit</i>	5100	0		
	<i>School Administration</i>	5100	1,376,618		
	<i>Sales and Use Tax</i>	5100	118,195		
	<b>Travel and Conferences</b>	<b>5200</b>	<b>90,613</b>	<b>0</b>	<b>90,613</b>
	<i>Travel and Conferences - Administration</i>	5200	7,864		
	<i>Travel and Conferences - Teachers</i>	5200	4,181		
	<i>Board Expenses</i>	5200	0		
	<i>Student Activities</i>	5200	78,567		
	<b>Dues and Memberships</b>	<b>5300</b>	<b>21,377</b>	<b>0</b>	<b>21,377</b>
	<i>Dues</i>	5300	21,377		
	<b>Insurance</b>	<b>5400</b>	<b>2,382</b>	<b>0</b>	<b>2,382</b>
	<i>Insurance - D&amp;O</i>	5400	2,382		
	<b>Operations and Housekeeping Services</b>	<b>5500</b>	<b>6,395</b>	<b>0</b>	<b>6,395</b>
	<i>Maintenance &amp; Repair</i>	5500	6,395		
	<b>Rentals, Leases, Repairs, and Noncap. Improvements</b>	<b>5600</b>	<b>99,786</b>	<b>0</b>	<b>99,786</b>
	<i>Copiers/Reproduction</i>	5600	3,803		
	<i>Office Rent</i>	5600	78,067		
	<i>Rent Operating Expense</i>	5600	9,614		
	<i>Rent Storage Unit</i>	5600	4,234		
	<i>Utilities</i>	5600	4,068		
	<b>Professional/Consulting Services and Operating Expend.</b>	<b>5800</b>	<b>991,618</b>	<b>1,803,849</b>	<b>2,795,467</b>
	<i>Student Testing &amp; Assessment</i>	5800	168,282		
	<i>Staff Recruiting</i>	5800	2,310		
	<i>Staff Training / Prof. Dvlpmt.</i>	5800	341,183		
	<i>Team Building</i>	5800	7,367		

	BoA Credit Suspense	5800	0			
	Banking Fees	5800	2,855			
	Financial Audit	5800	15,408			
	District Oversight	5800	190,556			
	District Administration	5800	10,000			
	SELPA One-Time Fee	5800	0			
	SELPA Admin Fee	5800	57,659			
	STRS Reporting	5800	7,845			
	Accreditation and Consulting	5800	1,250			
	Internet Subsidy Payment Processing	5800	41,699			
	Legal	5800	40,124			
	Legal Special Education	5800	0	24,409		
	Other School Contracted Services	5800	94,155			
	Other School Expenses	5800	(2,571)			
	Prop 39 Clean Energy Planning	5800	0			
	AERIES	5800	13,166			
	Summer School	5800	330			
	Special Education Direct Services	5800		1,779,440		
<b>Communications</b>		<b>5900</b>	<b>212,012</b>	<b>0</b>	<b>212,012</b>	
	ISP Payment Reimbursement	5900	78,415			
	Curriculum Postage	5900	75,405			
	Office Postage	5900	7,835			
	High-Speed Internet	5900	5,957			
	Voice Over IP Services	5900	32,760			
	Phone	5900	11,639			
	<b>Total, Services and Other Operating Expenditures</b>		<b>4,379,198</b>	<b>2,272,212</b>	<b>6,651,410</b>	
<b>6.</b>	<b>Capital Outlay</b>					
	(Objects 6100-6170, 6200-6500 for modified accrual basis only)					
	Land and Land Improvements	6100-6170	0	0	0	
	Buildings and Improvements of Buildings	6200	0	0	0	
	Books and Media for New School Libraries or Major Expansion of School Libraries	6300	0	0	0	
	Equipment	6400	0	0	0	
	Equipment Replacement	6500	0	0	0	
	Depreciation Expense (for accrual basis only)	6900	23,352	0	23,352	
	<b>Total, Capital Outlay</b>		<b>23,352</b>	<b>0</b>	<b>23,352</b>	
<b>7.</b>	<b>Other Outgo</b>					
	Tuition to Other Schools	7110-7143	0	0	0	
	Transfers of Pass-Through Revenues to Other LEAs	7211-7213	0	0	0	
	Transfers of Apportionments to Other LEAs - Spec. Ed.	7221-7223SE	0	0	0	
	Transfers of Apportionments to Other LEAs - All Other	7221-7223AO	0	0	0	
	All Other Transfers	7280-7299	0	0	0	
	Debt Service:					
	Interest	7438	0	0	0	
	Principal (for modified accrual basis only)	7439	0	0	0	
	<b>Total, Other Outgo</b>		<b>0</b>	<b>0</b>	<b>0</b>	
<b>8.</b>	<b>TOTAL EXPENDITURES</b>		<b>15,948,621</b>	<b>4,903,971</b>	<b>20,852,592</b>	
<b>C.</b>	<b>EXCESS (DEFICIENCY) OF REVENUES OVER EXPEND. BEFORE OTHER FINANCING SOURCES AND USES (A5-B8)</b>		<b>5,719,082</b>	<b>(1,890,372)</b>	<b>3,828,710</b>	
<b>D.</b>	<b>OTHER FINANCING SOURCES / USES</b>	<b>Description</b>	<b>Object Code</b>	<b>Unrestricted</b>	<b>Restricted</b>	<b>Total</b>
<b>1.</b>	Other Sources		8930-8979	0	0	0
<b>2.</b>	Less: Other Uses		7630-7699	0	0	0
<b>3.</b>	Contributions Between Unrestricted and Restricted Accounts (must net to zero)		8980-8999	(1,890,372)	1,890,372	0
<b>4.</b>	<b>TOTAL OTHER FINANCING SOURCES / USES</b>			<b>(1,890,372)</b>	<b>1,890,372</b>	<b>0</b>
<b>E.</b>	<b>NET INCREASE (DECREASE) IN FUND BALANCE (C + D4)</b>			<b>3,828,710</b>	<b>(0)</b>	<b>3,828,710</b>
<b>F.</b>	<b>FUND BALANCE, RESERVES</b>					
<b>1.</b>	Beginning Fund Balance					
a.	As of July 1		9791	2,213,343	0	2,213,343
b.	Adjustments/Restatements to Beginning Balance		9793, 9795	91,185	0	91,185
c.	Adjusted Beginning Balance			2,304,528	0	2,304,528
<b>2.</b>	Ending Fund Balance, June 30 (E + F1c)			6,133,238	(0)	6,133,238
	Components of Ending Fund Balance (Optional):					
	Reserve for Revolving Cash (equals object 9130)		9711	0	0	0
	Reserve for Stores (equals object 9320)		9712	0	0	0
	Reserve for Prepaid Expenditures (equals object 9330)		9713	0	0	0
	Reserve for All Others		9719	0	0	0
	General Reserve		9730	0	0	0
	Legally Restricted Balance		9740	0	0	0
	Designated for Economic Uncertainties		9770	0	0	0

Other Designations	9775, 9780	0	0	0
Undesignated / Unappropriated Amount	9790	6,133,238	(0)	6,133,238

G. ASSETS			
1.	Cash		
	In County Treasury	9110	0
	Fair Value Adjustment to Cash in County Treasury	9111	0
	In Banks	9120	9,004,649
	In Revolving Fund	9130	0
	With Fiscal Agent	9135	0
	Collections Awaiting Deposit	9140	0
2.	Investments	9150	0
3.	Accounts Receivable	9200	228,589
4.	Due from Grantor Government	9290	8,519,449
5.	Stores	9320	0
6.	Prepaid Expenditures (Expenses)	9330	19,616
7.	Other Current Assets	9340	144,783
8.	Capital Assets (for accrual basis only)	9400-9499	0
9.	TOTAL ASSETS		17,917,086
H. LIABILITIES			
1.	Accounts Payable	9500	9,173,791
2.	Due to Grantor Government	9590	0
3.	Current Loans	9640	0
4.	Deferred Rent		8,658
5.	Deferred Revenue	9650	2,601,399
6.	Long-Term Liabilities (for accrual basis only)	9660-9669	0
7.	TOTAL LIABILITIES		11,783,847
I. FUND BALANCE			
	Ending Fund Balance, June 30 (G9-H6) (must agree with Line F2)		6,133,238

**NOTE: IF YOUR CHARTER SCHOOL RECEIVED FEDERAL FUNDING, AS REPORTED IN SECTION A2, THE FOLLOWING ADDITIONAL INFORMATION MUST BE PROVIDED:**

**1. Federal Revenues Used for Capital Outlay and Debt Service:**

Included in the Capital Outlay and Debt Service expenditures reported in sections B6 and B7 are the following amounts paid out of federal funds:

Federal Program Name (Indicate if NONE)	Capital Outlay	Debt Service	Total
a. None	\$ 0	0	0
b.			0
c.			0
d.			0
e.			0
f.			0
g.			0
h.			0
i.			0
j.			0
TOTAL	0	0	0

**2. Community Services Expenditures:**

Included in the expenditures reported in Section B are the following amounts expended for Community Services paid out of state and local funds:

Objects of Expenditures	Amount (Enter "0.00" if none)
a. Certificated Personnel Salaries	\$ 0
b. Non-certificated Personnel Salaries	0
c. Employee Benefits	0
d. Books and Supplies	0
e. Services and Other Operating Expenditures	0
TOTAL COMMUNITY SERVICES EXPENDITURES	0

**CHARTER SCHOOL UNAUDITED ACTUALS  
FINANCIAL REPORT -- ALTERNATIVE FORM  
July 1, 2022 to June 30, 2023**

**Charter School Name:** California Connections Academy Southern California  
**CDS #:** 30-66464-0106765  
**Charter Approving Entity:** Capistrano Unified School District  
**County:** Orange  
**Charter #:** 664

**This charter school uses the following basis of accounting:  
(Please enter an "X" in the applicable box below; check only one box)**

**Accrual Basis** (Applicable Capital Assets/Interest on Long-Term Debt/Long-Term Liabilities objects are 6900, 7438, 9400-9499, and 9660-9669)  
 **Modified Accrual Basis** (Applicable Capital Outlay/Debt Service objects are 6100-6170, 6200-6500, 7438, and 7439)

DRAFT FOR BOARD REVIEW WITH FINANCIAL INFO THROUGH JUNE 30, 2023. Pending final adjustments as needed for submission  
P2 ADA = 4830

Description		Object Code	Unrestricted	Restricted	Total
<b>A. REVENUES</b>					
1.	LCFF Sources				
	State Aid - Current Year	8011	13,340,255		13,340,255
	Education Protection Account State Aid - Current year	8012	965,972		965,972
	State Aid - Prior Years	8019	0		0
	Transfers to Charter Schools in Lieu of Property Taxes	8096	41,336,996		41,336,996
	Other LCFF Transfers	8091, 8097	0	0	0
	Total, LCFF Sources		55,643,223	0	55,643,223
2.	Federal Revenues (see NOTE in Section J) No Child Left Behind (incl. ARRA)				
		8290		988,162	988,162
	<i>Federal Funding - Title I</i>	8290		800,470	
	<i>Federal Funding - Title II-A</i>	8290		131,587	
	<i>Federal Funding - Title IV</i>	8290		56,105	
	<i>Prior Year Adjustments</i>	8019		237,970	237,970
	Special Education - Federal	8181, 8182		714,656	714,656
	Child Nutrition - Federal	8220		0	0
	Other Federal Revenues	8110, 8260-8299	3,021	1,006,373	1,009,394
	<i>Federal Funding - E-Rate</i>		3,021	0	
	<i>ESSER Funding</i>		0	1,006,373	
	Total, Federal Revenues		3,021	2,947,161	2,950,182
3.	Other State Revenues				
	Special Education - State	StateRevSE		3,960,485	3,960,485
	All Other State Revenues	StateRevAO	1,622,734	603,742	2,226,476
	<i>Star Testing</i>	StateRevAO	5,543		
	<i>Mandated Cost Reimbursement</i>	StateRevAO	141,000		
	<i>Prop 39 Clean Energy Funds</i>	StateRevAO	0		
	<i>Lottery</i>	StateRevAO	821,067	323,610	
	<i>Special Education Dispute Prevention</i>	StateRevAO		0	
	<i>Special Education Learning Recovery</i>	StateRevAO		0	
	<i>ERMHS</i>	StateRevAO		280,132	
	<i>Educator Effectiveness Block Grant</i>	StateRevAO	0		
	<i>Ethnic Studies Block Grant</i>	StateRevAO	0		
	<i>A-G Completion Improvement Grant</i>	StateRevAO	0		
	<i>Universal TK Grant</i>	StateRevAO	0		
	<i>Prior Year Adjustments</i>	StateRevAO	655,124		
	Total, Other State Revenues		1,622,734	4,564,227	6,186,961
4.	Other Local Revenues				
	All Other Local Revenues	LocalRevAO	104,788	0	104,788
	<i>Interest Income</i>	LocalRevAO	55,397		
	<i>Donation</i>	LocalRevAO	0		
	<i>Miscellaneous</i>	LocalRevAO	5,613		
	<i>Prior Year Adjustments</i>	LocalRevAO	43,778		
	Total, Local Revenues		104,788	0	104,788
5.	<b>TOTAL REVENUES</b>		<b>57,373,765</b>	<b>7,511,388</b>	<b>64,885,154</b>
<b>B. EXPENDITURES</b>					
1.	Certificated Salaries				
	Certificated Teachers' Salaries	1100	12,345,713	2,721,266	15,066,979
	Certificated Pupil Support Salaries	1200	1,140,512	0	1,140,512
	Certificated Supervisors' and Administrators' Salaries	1300	1,047,164	840,451	1,887,615
	Other Certificated Salaries	1900	0	0	0
	<b>Total, Certificated Salaries</b>		<b>14,533,389</b>	<b>3,561,718</b>	<b>18,095,107</b>
2.	Non-certificated Salaries				
	Instructional Aides' Salaries	2100	0	0	0
	Non-certificated Support Salaries	2200	0	0	0
	Non-certificated Supervisors' and Administrators' Sal.	2300	0	0	0

Clerical and Office Salaries	2400	0	0	0
Other Non-certificated Salaries	2900	1,238,673	0	1,238,673
<b>Total, Non-certificated Salaries</b>		<b>1,238,673</b>	<b>0</b>	<b>1,238,673</b>

Description		Object Code	Unrestricted	Restricted	Total
<b>3.</b>	<b>Employee Benefits</b>				
	STRS	3101-3102	1,852,348	1,324,463	3,176,811
	PERS	3201-3202	0	0	0
	OASDI / Medicare / Alternative	3301-3302	305,493	51,645	357,138
	Health and Welfare Benefits	3401-3402	3,660,343.04	699,883	4,360,226
	Unemployment Insurance	3501-3502	212,923	48,083	261,006
	Workers' Compensation Insurance	3601-3602	315,441	71,234	386,676
	Retiree Benefits	3701-3702	0	0	0
	PERS Reduction (for revenue limit funded schools)	3801-3802	0	0	0
	Other Employee Benefits	3901-3902	0	0	0
	<b>Total, Employee Benefits</b>		<b>6,346,547</b>	<b>2,195,308</b>	<b>8,541,856</b>
<b>4.</b>	<b>Books and Supplies</b>				
	<b>Approved Textbooks and Core Curricula Materials</b>	<b>4100</b>	<b>0</b>	<b>323,610</b>	<b>323,610</b>
	<b>Books and Other Reference Materials</b>	<b>4200</b>	<b>6,510,490</b>	<b>0</b>	<b>6,510,490</b>
	<i>Tangible and Intangible Instructional Materials</i>	4200	6,688,475		
	<i>Other Curriculum</i>	4200	145,625		
	<i>Minus Restricted Lottery Funds</i>	4200	(323,610)		
	<b>Materials and Supplies</b>	<b>4300</b>	<b>3,419,914</b>	<b>0</b>	<b>3,419,914</b>
	<i>Office Supplies</i>	4300	44,319		
	<i>Expensed Furniture and Equipment</i>	4300	14,879		
	<i>Equipment/Supplies</i>	4300	21,009		
	<i>Connexus™ Annual License (LMS)</i>	4300	3,022,200		
	<i>Hardware/Software - Employees</i>	4300	157,800		
	<i>School Curriculum Supplies</i>	4300	113,500		
	<i>Graduation</i>	4300	46,207		
	<b>Noncapitalized Equipment</b>	<b>4400</b>	<b>2,089,136</b>	<b>0</b>	<b>2,089,136</b>
	<i>Student Technology Assistance</i>	4400	2,147,050		
	<i>Student Testing Technology</i>	4400	(57,913.56)		
	<b>Food</b>	<b>4700</b>	<b>0</b>	<b>0</b>	<b>0</b>
	<b>Total, Books and Supplies</b>		<b>12,019,540</b>	<b>323,610</b>	<b>12,343,150</b>
<b>5.</b>	<b>Services and Other Operating Expenditures</b>				
	<b>Subagreements for Services</b>	<b>5100</b>	<b>8,536,652</b>	<b>1,105,139</b>	<b>9,641,791</b>
	<i>Educational Resource Center</i>	5100	634,662		
	<i>Short-Term Substitute Teaching</i>	5100	208,611	86,789	
	<i>Direct Course Instruction Support</i>	5100	107,396		
	<i>Technical Support and Repairs</i>	5100	755,550		
	<i>Enrollment and Records Management</i>	5100	263,240		
	<i>Human Resources Support</i>	5100	328,750		
	<i>Facility Support Services</i>	5100	18,300		
	<i>Community Outreach</i>	5100	550,000		
	<i>Accounting and Regulatory Reporting</i>	5100	251,850		
	<i>Treasury Services</i>	5100	898,033		
	<i>Marketing Services</i>	5100	598,689		
	<i>Special Populations Consultative Services</i>	5100		1,018,350	
	<i>Contractual Service Credit</i>	5100	0		
	<i>School Administration</i>	5100	3,592,132		
	<i>Sales and Use Tax</i>	5100	329,439		
	<b>Travel and Conferences</b>	<b>5200</b>	<b>206,093</b>	<b>0</b>	<b>206,093</b>
	<i>Travel and Conferences - Administration</i>	5200	22,534		
	<i>Travel and Conferences - Teachers</i>	5200	11,850		
	<i>Board Expenses</i>	5200	0		
	<i>Student Activities</i>	5200	171,709		
	<b>Dues and Memberships</b>	<b>5300</b>	<b>78,101</b>	<b>0</b>	<b>78,101</b>
	<i>Dues</i>	5300	78,101		
	<b>Insurance</b>	<b>5400</b>	<b>6,712</b>	<b>0</b>	<b>6,712</b>
	<i>Insurance - D&amp;O</i>	5400	6,712		
	<b>Operations and Housekeeping Services</b>	<b>5500</b>	<b>18,017</b>	<b>0</b>	<b>18,017</b>
	<i>Maintenance &amp; Repair</i>	5500	18,017		
	<b>Rentals, Leases, Repairs, and Noncap. Improvements</b>	<b>5600</b>	<b>281,159</b>	<b>0</b>	<b>281,159</b>
	<i>Copiers/Reproduction</i>	5600	10,860		
	<i>Office Rent</i>	5600	219,934		
	<i>Rent Operating Expense</i>	5600	27,085		
	<i>Rent Storage Unit</i>	5600	11,820		
	<i>Utilities</i>	5600	11,461		
	<b>Professional/Consulting Services and Operating Expend.</b>	<b>5800</b>	<b>2,821,670</b>	<b>3,993,505</b>	<b>6,815,174</b>
	<i>Student Testing &amp; Assessment</i>	5800	701,757		
	<i>Staff Recruiting</i>	5800	6,540	0	
	<i>Staff Training / Prof. Dvlpmt.</i>	5800	971,178		
	<i>Team Building</i>	5800	20,822		



	BoA Credit Suspense	5800	(0)		
	Banking Fees	5800	7,590		
	Financial Audit	5800	44,010		
	District Oversight	5800	556,432		
	SELPA One-Time Fee	5800	0		
	SELPA Admin Fee	5800	168,303		
	STRS Reporting	5800	23,892		
	Accreditation and Consulting	5800	1,130		
	Internet Subsidy Payment Processing	5800	119,120		
	Legal	5800	27,142		
	Legal Special Education	5800	0	40,525	
	Other School Contracted Services	5800	223,049		
	Other School Expenses	5800	(2,467)		
	AERIES	5800	37,092		
	Summer School	5800	660		
	Gain from Insurance Claims	5800	(84,581.00)		
	Special Education Direct Services	5800		3,952,980	
	<b>Communications</b>	<b>5900</b>	<b>609,241</b>	<b>0</b>	<b>609,241</b>
	ISP Payment Reimbursement	5900	224,892		
	Curriculum Postage	5900	217,173		
	Office Postage	5900	22,357		
	High-Speed Internet	5900	16,830		
	Voice Over IP Services	5900	94,680		
	Phone	5900	33,310		
	<b>Total, Services and Other Operating Expenditures</b>		<b>12,557,646</b>	<b>5,098,644</b>	<b>17,656,289</b>
<b>6.</b>	<b>Capital Outlay</b>				
	(Objects 6100-6170, 6200-6500 for modified accrual basis only)				
	Land and Land Improvements	6100-6170	0	0	0
	Buildings and Improvements of Buildings	6200	0	0	0
	Books and Media for New School Libraries or Major Expansion of School Libraries	6300	0	0	0
	Equipment	6400	0	0	0
	Equipment Replacement	6500	0	0	0
	Depreciation Expense (for accrual basis only)	6900	2,168	0	2,168
	Total, Capital Outlay		<b>2,168</b>	<b>0</b>	<b>2,168</b>
<b>7.</b>	<b>Other Outgo</b>				
	Tuition to Other Schools	7110-7143	0	0	0
	Transfers of Pass-Through Revenues to Other LEAs	7211-7213	0	0	0
	Transfers of Apportionments to Other LEAs - Spec. Ed.	7221-7223SE	0	0	0
	Transfers of Apportionments to Other LEAs - All Other	7221-7223AO	0	0	0
	All Other Transfers	7280-7299	0	0	0
	Debt Service:				
	Interest	7438	0	0	0
	Principal (for modified accrual basis only)	7439	0	0	0
	Total, Other Outgo		<b>0</b>	<b>0</b>	<b>0</b>
<b>8.</b>	<b>TOTAL EXPENDITURES</b>		<b>46,697,963</b>	<b>11,179,280</b>	<b>57,877,243</b>
<b>C.</b>	<b>EXCESS (DEFICIENCY) OF REVENUES OVER EXPEND. BEFORE OTHER FINANCING SOURCES AND USES (A5-B8)</b>		<b>10,675,802</b>	<b>(3,667,891.85)</b>	<b>7,007,910.59</b>
	<b>Description</b>	<b>Object Code</b>	<b>Unrestricted</b>	<b>Restricted</b>	<b>Total</b>
<b>D.</b>	<b>OTHER FINANCING SOURCES / USES</b>				
1.	Other Sources	8930-8979	0	0	0
2.	Less: Other Uses	7630-7699	0	0	0
3.	Contributions Between Unrestricted and Restricted Accounts (must net to zero)	8980-8999	(3,667,892)	3,667,892	(0)
4.	<b>TOTAL OTHER FINANCING SOURCES / USES</b>		<b>(3,667,892)</b>	<b>3,667,892</b>	<b>(0)</b>
<b>E.</b>	<b>NET INCREASE (DECREASE) IN FUND BALANCE (C + D4)</b>		<b>7,007,910</b>	<b>0.00</b>	<b>7,007,910.49</b>
<b>F.</b>	<b>FUND BALANCE, RESERVES</b>				
1.	Beginning Fund Balance				
a.	As of July 1	9791	9,308,437	0	9,308,437
b.	Adjustments/Restatements to Beginning Balance	9793, 9795	299,438	0	299,438
c.	Adjusted Beginning Balance		9,607,875	0	9,607,875
2.	Ending Fund Balance, June 30 (E + F1c)		16,615,785	0.00	16,615,785
	Components of Ending Fund Balance (Optional):				
	Reserve for Revolving Cash (equals object 9130)	9711	0	0	0
	Reserve for Stores (equals object 9320)	9712	0	0	0
	Reserve for Prepaid Expenditures (equals object 9330)	9713	0	0	0
	Reserve for All Others	9719	0	0	0
	General Reserve	9730	0	0	0
	Legally Restricted Balance	9740	0	0	0
	Designated for Economic Uncertainties	9770	0	0	0
	Other Designations	9775, 9780	0	0	0
	Undesignated / Unappropriated Amount	9790	16,615,785	0.00	16,615,785

G. ASSETS				
1.	Cash			
	In County Treasury	9110	1,665,216	0
	Fair Value Adjustment to Cash in County Treasury	9111	0	0
	In Banks	9120	21,381,314	0
	In Revolving Fund	9130	300	0
	With Fiscal Agent	9135	0	0
	Collections Awaiting Deposit	9140	0	0
2.	Investments	9150	0	0
3.	Accounts Receivable	9200	(462,393)	0
4.	Due from Grantor Government	9290	6,228,456.75	-
5.	Stores	9320	0	0
6.	Prepaid Expenditures (Expenses)	9330	390,303	0
7.	Other Current Assets	9340	20,287	0
8.	Capital Assets (for accrual basis only)	9400-9499	22,042	0
9.	TOTAL ASSETS		29,245,525	0
H. LIABILITIES				
1.	Accounts Payable	9500	3,901,965	0
2.	Due to Grantor Government	9590	0	0
3.	Current Loans	9640	0	0
4.	Deferred Rent		25,606	0
5.	Deferred Revenue	9650	8,702,169	0
6.	Long-Term Liabilities (for accrual basis only)	9660-9669	0	0
7.	TOTAL LIABILITIES		12,629,740	0
I. FUND BALANCE				
	Ending Fund Balance, June 30 (G9-H6) (must agree with Line F2)		16,615,785	0

**NOTE: IF YOUR CHARTER SCHOOL RECEIVED FEDERAL FUNDING, AS REPORTED IN SECTION A2, THE FOLLOWING ADDITIONAL INFORMATION MUST BE PROVIDED:**

1. **Federal Revenues Used for Capital Outlay and Debt Service:**  
Included in the Capital Outlay and Debt Service expenditures reported in sections B6 and B7 are the following amounts paid out of federal funds:

Federal Program Name (Indicate if NONE)	Capital Outlay	Debt Service	Total
a. NONE	\$ 0	0	0
b.			0
c.			0
d.			0
e.			0
f.			0
g.			0
h.			0
i.			0
j.			0
TOTAL	0	0	0

2. **Community Services Expenditures:**  
Included in the expenditures reported in Section B are the following amounts expended for Community Services paid out of state and local funds:

Objects of Expenditures	Amount (Enter "0.00" if none)
a. Certificated Personnel Salaries	\$ 0
b. Non-certificated Personnel Salaries	0
c. Employee Benefits	0
d. Books and Supplies	0
e. Services and Other Operating Expenditures	0
TOTAL COMMUNITY SERVICES EXPENDITURES	0

# Coversheet

## Approval of Education Protection Account (EPA) Expenditure Plans for the 2023-2024 School Year (attached)

**Section:** IV. Consent Items  
**Item:** G. Approval of Education Protection Account (EPA) Expenditure Plans for the 2023-2024 School Year (attached)  
**Purpose:** Vote  
**Submitted by:**  
**Related Material:** FY23-24\_Central Valley - EPA Budget (1).pdf  
FY23-24\_Monterey Bay - EPA Budget (1).pdf  
FY23-24\_NorCal - EPA Budget (1).pdf  
FY23-24\_Central Coast - EPA Budget (1).pdf  
FY23-24\_SoCal - EPA Budget (1).pdf  
FY23-24\_North Bay - EPA Budget (1).pdf

**California Connections - Central Valley**  
**Budgeted Expenditures: July 1, 2023 to June 30, 2024**  
**Resource 1400 Education Protection Account**

Description	Object Codes	Amount
<b>AMOUNT AVAILABLE FOR THIS FISCAL YEAR</b>		
Adjusted Beginning Fund Balance	9791-9795	0.00
Revenue Limit Sources	8010-8099	2,134,271.00
Federal Revenue	8100-8299	0.00
Other State Revenue	8300-8599	0.00
Other Local Revenue	8600-8799	0.00
All Other Financing Sources and Contributions	8900-8999	0.00
Deferred Revenue	9650	0.00
<b>TOTAL AVAILABLE</b>		<b>2,134,271.00</b>
<b>EXPENDITURES AND OTHER FINANCING USES</b>		
<b>(Objects 1000-7999)</b>		
Certificated Salaries	1000-1999	1,502,527.00
Classified Salaries	2000-2999	0.00
Employee Benefits	3000-3999	631,744.00
Books and Supplies	4000-4999	0.00
Services, Other Operating Expenses	5000-5999	0.00
Capital Outlay	6000-6599	0.00
	7100-7299	
Other Outgo (excluding Direct Support/Indirect Costs)	7400-7499	0.00
Direct Support/Indirect Costs	7300-7399	
<b>TOTAL EXPENDITURES AND OTHER FINANCING USES</b>		<b>2,134,271.00</b>
<b>BALANCE (Total Available minus Total Expenditures and Other Financing Uses)</b>		<b>0.00</b>

**California Connections - Monterey Bay**  
**Budgeted Expenditures: July 1, 2023 to June 30, 2024**  
**Resource 1400 Education Protection Account**

Description	Object Codes	Amount
<b>AMOUNT AVAILABLE FOR THIS FISCAL YEAR</b>		
Adjusted Beginning Fund Balance	9791-9795	0.00
Revenue Limit Sources	8010-8099	92,363
Federal Revenue	8100-8299	0.00
Other State Revenue	8300-8599	0.00
Other Local Revenue	8600-8799	0.00
All Other Financing Sources and Contributions	8900-8999	0.00
Deferred Revenue	9650	0.00
TOTAL AVAILABLE		92,363
<b>EXPENDITURES AND OTHER FINANCING USES</b>		
<b>(Objects 1000-7999)</b>		
Certificated Salaries	1000-1999	64,100.00
Classified Salaries	2000-2999	0.00
Employee Benefits	3000-3999	28,263.00
Books and Supplies	4000-4999	0.00
Services, Other Operating Expenses	5000-5999	0.00
Capital Outlay	6000-6599	0.00
	7100-7299	
Other Outgo (excluding Direct Support/Indirect Costs)	7400-7499	0.00
Direct Support/Indirect Costs	7300-7399	
TOTAL EXPENDITURES AND OTHER FINANCING USES		92,363.00
<b>BALANCE (Total Available minus Total Expenditures and Other Financing Uses)</b>		0.00

**California Connections - NorCal**  
**Budgeted Expenditures: July 1, 2023 to June 30, 2024**  
**Resource 1400 Education Protection Account**

Description	Object Codes	Amount
<b>AMOUNT AVAILABLE FOR THIS FISCAL YEAR</b>		
Adjusted Beginning Fund Balance	9791-9795	0.00
Revenue Limit Sources	8010-8099	5,572,843.00
Federal Revenue	8100-8299	0.00
Other State Revenue	8300-8599	0.00
Other Local Revenue	8600-8799	0.00
All Other Financing Sources and Contributions	8900-8999	0.00
Deferred Revenue	9650	0.00
<b>TOTAL AVAILABLE</b>		<b>5,572,843.00</b>
<b>EXPENDITURES AND OTHER FINANCING USES</b>		
<b>(Objects 1000-7999)</b>		
Certificated Salaries	1000-1999	4,051,457.00
Classified Salaries	2000-2999	0.00
Employee Benefits	3000-3999	1,521,386.00
Books and Supplies	4000-4999	0.00
Services, Other Operating Expenses	5000-5999	0.00
Capital Outlay	6000-6599	0.00
	7100-7299	
Other Outgo (excluding Direct Support/Indirect Costs)	7400-7499	0.00
Direct Support/Indirect Costs	7300-7399	
<b>TOTAL EXPENDITURES AND OTHER FINANCING USES</b>		<b>5,572,843.00</b>
<b>BALANCE (Total Available minus Total Expenditures and Other Financing Uses)</b>		<b>0.00</b>

**California Connections - Central Coast**  
**Budgeted Expenditures: July 1, 2023 to June 30, 2024**  
**Resource 1400 Education Protection Account**

Description	Object Codes	Amount
<b>AMOUNT AVAILABLE FOR THIS FISCAL YEAR</b>		
Adjusted Beginning Fund Balance	9791-9795	0.00
Revenue Limit Sources	8010-8099	21,991
Federal Revenue	8100-8299	0.00
Other State Revenue	8300-8599	0.00
Other Local Revenue	8600-8799	0.00
All Other Financing Sources and Contributions	8900-8999	0.00
Deferred Revenue	9650	0.00
<b>TOTAL AVAILABLE</b>		<b>21,991</b>
<b>EXPENDITURES AND OTHER FINANCING USES</b>		
<b>(Objects 1000-7999)</b>		
Certificated Salaries	1000-1999	15,636.00
Classified Salaries	2000-2999	0.00
Employee Benefits	3000-3999	6,355.00
Books and Supplies	4000-4999	0.00
Services, Other Operating Expenses	5000-5999	0.00
Capital Outlay	6000-6599	0.00
	7100-7299	
Other Outgo (excluding Direct Support/Indirect Costs)	7400-7499	0.00
Direct Support/Indirect Costs	7300-7399	
<b>TOTAL EXPENDITURES AND OTHER FINANCING USES</b>		<b>21,991.00</b>
<b>BALANCE (Total Available minus Total Expenditures and Other Financing Uses)</b>		<b>0.00</b>

**California Connections - SoCal**  
**Budgeted Expenditures: July 1, 2023 to June 30, 2024**  
**Resource 1400 Education Protection Account**

Description	Object Codes	Amount
<b>AMOUNT AVAILABLE FOR THIS FISCAL YEAR</b>		
Adjusted Beginning Fund Balance	9791-9795	0.00
Revenue Limit Sources	8010-8099	1,009,132.00
Federal Revenue	8100-8299	0.00
Other State Revenue	8300-8599	0.00
Other Local Revenue	8600-8799	0.00
All Other Financing Sources and Contributions	8900-8999	0.00
Deferred Revenue	9650	0.00
TOTAL AVAILABLE		1,009,132.00
<b>EXPENDITURES AND OTHER FINANCING USES</b>		
<b>(Objects 1000-7999)</b>		
Certificated Salaries	1000-1999	738,685.00
Classified Salaries	2000-2999	0.00
Employee Benefits	3000-3999	270,447.00
Books and Supplies	4000-4999	0.00
Services, Other Operating Expenses	5000-5999	0.00
Capital Outlay	6000-6599	0.00
	7100-7299	
Other Outgo (excluding Direct Support/Indirect Costs)	7400-7499	0.00
Direct Support/Indirect Costs	7300-7399	
TOTAL EXPENDITURES AND OTHER FINANCING USES		1,009,132.00
<b>BALANCE (Total Available minus Total Expenditures and Other Financing Uses)</b>		0.00



**California Connections - North Bay**  
**Budgeted Expenditures: July 1, 2023 to June 30, 2024**  
**Resource 1400 Education Protection Account**

Description	Object Codes	Amount
<b>AMOUNT AVAILABLE FOR THIS FISCAL YEAR</b>		
Adjusted Beginning Fund Balance	9791-9795	0.00
Revenue Limit Sources	8010-8099	27,789
Federal Revenue	8100-8299	0.00
Other State Revenue	8300-8599	0.00
Other Local Revenue	8600-8799	0.00
All Other Financing Sources and Contributions	8900-8999	0.00
Deferred Revenue	9650	0.00
TOTAL AVAILABLE		27,789
<b>EXPENDITURES AND OTHER FINANCING USES</b>		
<b>(Objects 1000-7999)</b>		
Certificated Salaries	1000-1999	19,119.00
Classified Salaries	2000-2999	0.00
Employee Benefits	3000-3999	8,670.00
Books and Supplies	4000-4999	0.00
Services, Other Operating Expenses	5000-5999	0.00
Capital Outlay	6000-6599	0.00
	7100-7299	
Other Outgo (excluding Direct Support/Indirect Costs)	7400-7499	0.00
Direct Support/Indirect Costs	7300-7399	
TOTAL EXPENDITURES AND OTHER FINANCING USES		27,789.00
<b>BALANCE (Total Available minus Total Expenditures and Other Financing Uses)</b>		0.00

# Coversheet

## Approval of Consolidated Applications (attached)

**Section:** IV. Consent Items  
**Item:** H. Approval of Consolidated Applications (attached)  
**Purpose:** Vote  
**Submitted by:**  
**Related Material:** FY23-Noth Bay-Spring ConApp.pdf  
FY23-Southern California-Spring ConApp.pdf  
FY23-Central Coast-Spring ConApp.pdf  
FY23-Monterey-Spring ConApp.pdf  
FY23-Northern California-Spring ConApp.pdf  
FY23-Central Valley-Spring ConApp.pdf

California Connections Academy North Bay (17 64055 0129601)

Status: Certified  
 Saved by: LaChelle Carter  
 Date: 8/11/2023 7:21 AM

**2023–24 Certification of Assurances**

Submission of Certification of Assurances is required every fiscal year. A complete list of legal and program assurances for the fiscal year can be found at <https://www.cde.ca.gov/fg/aa/co/ca21assurancetoc.asp>.

**CDE Program Contact:**

Consolidated Application Support Desk, Education Data Office, [ConAppSupport@cde.ca.gov](mailto:ConAppSupport@cde.ca.gov), 916-319-0297

**Consolidated Application Certification Statement**

I hereby certify that all of the applicable state and federal rules and regulations will be observed by this applicant; that to the best of my knowledge the information contained in this application is correct and complete; and I agree to participate in the monitoring process regarding the use of these funds according to the standards and criteria set forth by the California Department of Education Federal Program Monitoring (FPM) Office. Legal assurances for all programs are accepted as the basic legal condition for the operation of selected projects and programs and copies of assurances are retained on site. I certify that we accept all assurances except for those for which a waiver has been obtained or requested. A copy of all waivers or requests is on file. I certify that actual ink signatures for this form are on file.

Authorized Representative's Full Name	Frances Sassin
Authorized Representative's Signature	
Authorized Representative's Title	Director of Business Services
Authorized Representative's Signature Date	08/10/2023

**\*\*\*Warning\*\*\***

The data in this report may be protected by the Family Educational Rights and Privacy Act (FERPA) and other applicable data privacy laws. Unauthorized access or sharing of this data may constitute a violation of both state and federal law.

California Connections Academy North Bay (17 64055 0129601)

Status: Draft  
 Saved by: LaChelle Carter  
 Date: 8/11/2023 7:17 AM

## 2023–24 Protected Prayer Certification

Every Student Succeeds Act (ESSA) Section 8524 specifies federal requirements regarding constitutionally protected prayer in public elementary and secondary schools. This form meets the annual requirement and provides written certification.

**CDE Program Contact:**

Miguel Cordova, Title I Policy, Program, and Support Office, [MCordova@cde.ca.gov](mailto:MCordova@cde.ca.gov), 916-319-0381

### Protected Prayer Certification Statement

The local educational agency (LEA) hereby assures and certifies to the California State Board of Education that the LEA has no policy that prevents, or otherwise denies participation in, constitutionally protected prayer in public schools as set forth in the "Guidance on Constitutionally Protected Prayer in Public Elementary and Secondary Schools."

The LEA hereby assures that this page has been printed and contains an ink signature. The ink signature copy shall be made available to the California Department of Education upon request or as part of an audit, a compliance review, or a complaint investigation.

The authorized representative agrees to the above statement	Yes
Authorized Representative's Full Name	Richard Savage
Authorized Representative's Title	Superintendent
Authorized Representative's Signature Date	08/10/2023
Comment	
If the LEA is not able to certify at this time, then an explanation must be provided in the comment field. (Maximum 500 characters)	

**\*\*\*Warning\*\*\***

The data in this report may be protected by the Family Educational Rights and Privacy Act (FERPA) and other applicable data privacy laws. Unauthorized access or sharing of this data may constitute a violation of both state and federal law.

**2023–24 LCAP Federal Addendum Certification**

**CDE Program Contact:**

Local Agency Systems Support Office, [LCAPAddendum@cde.ca.gov](mailto:LCAPAddendum@cde.ca.gov), 916-323-5233

**Initial Application**

To receive initial funding under the Every Student Succeeds Act (ESSA), a local educational agency (LEA) must have a plan approved by the State Educational Agency on file with the State. Within California, LEAs that apply for ESSA funds for the first time are required to complete the Local Control and Accountability Plan (LCAP), the LCAP Federal Addendum Template (Addendum), and the Consolidated Application (ConApp). The LCAP, in conjunction with the Addendum and the ConApp, serve to meet the requirements of the ESSA LEA Plan.

In order to initially apply for funds, the LEA must certify that the current LCAP has been approved by the local governing board or governing body of the LEA. As part of this certification, the LEA agrees to submit the LCAP Federal Addendum, that has been approved by the local governing board or governing body of the LEA, to the California Department of Education (CDE) and acknowledges that the LEA agrees to work with the CDE to ensure that the Addendum addresses all required provisions of the ESSA programs for which they are applying for federal education funds.

**Returning Application**

If the LEA certified a prior year LCAP Federal Addendum Certification data collection form in the Consolidated Application and Reporting System, then the LEA may use in this form the same original approval or adoption date used in the prior year form.

<b>County Office of Education (COE) or District</b> For a COE, enter the original approval date as the day the CDE approved the current LCAP. For a district, enter the original approval date as the day the COE approved the current LCAP	
<b>Direct Funded Charter</b> Enter the adoption date of the current LCAP	06/28/2022
Authorized Representative's Full Name	Frances Sassin
Authorized Representative's Title	Director of Business Services

**\*\*\*Warning\*\*\***

The data in this report may be protected by the Family Educational Rights and Privacy Act (FERPA) and other applicable data privacy laws. Unauthorized access or sharing of this data may constitute a violation of both state and federal law.

**California Department of Education**

**Consolidated Application**

California Connections Academy North Bay (17 64055 0129601)

Status: Draft  
 Saved by: LaChelle Carter  
 Date: 8/11/2023 7:20 AM

**2023–24 Application for Funding**

**CDE Program Contact:**

Consolidated Application Support Desk, Education Data Office, [ConAppSupport@cde.ca.gov](mailto:ConAppSupport@cde.ca.gov), 916-319-0297

**Local Governing Board Approval**

The local educational agency (LEA) is required to review and receive approval of their Application for Funding selections with their local governing board.

By checking this box the LEA certifies that the Local Board has approved the Application for Funding for the listed fiscal year	Yes
---	-----

**District English Learner Advisory Committee Review**

Per Title 5 of the California Code of Regulations Section 11308, if your LEA has more than 50 English learners, then the LEA must establish a District English Learner Advisory Committee (DELAC) which shall review and advise on the development of the application for funding programs that serve English learners.

By checking this box the LEA certifies that parent input has been received from the District English Learner Committee (if applicable) regarding the spending of Title III funds for the listed fiscal year	Yes
---	-----

**Application for Categorical Programs**

To receive specific categorical funds for a school year, the LEA must apply for the funds by selecting Yes below. Only the categorical funds that the LEA is eligible to receive are displayed.

<b>Title I, Part A (Basic Grant)</b> ESSA Sec. 1111 et seq. SACS 3010	Yes
<b>Title II, Part A (Supporting Effective Instruction)</b> ESEA Sec. 2104 SACS 4035	Yes
<b>Title III English Learner</b> ESEA Sec. 3102 SACS 4203	No
<b>Title III Immigrant</b> ESEA Sec. 3102 SACS 4201	No
<b>Title IV, Part A (Student and School Support)</b> ESSA Sec. 4101 SACS 4127	Yes

**\*\*\*Warning\*\*\***

The data in this report may be protected by the Family Educational Rights and Privacy Act (FERPA) and other applicable data privacy laws. Unauthorized access or sharing of this data may constitute a violation of both state and federal law.

**2023–24 Substitute System for Time Accounting**

This certification may be used by auditors and by California Department of Education oversight personnel when conducting audits and sub-recipient monitoring of the substitute time-and-effort system. Approval is automatically granted when the local educational agency (LEA) submits and certifies this data collection.

**CDE Program Contact:**

Hilary Thomson, Fiscal Oversight and Support Office, [HThomson@cde.ca.gov](mailto:HThomson@cde.ca.gov), 916-323-0765

The LEA certifies that only eligible employees will participate in the substitute system and that the system used to document employee work schedules includes sufficient controls to ensure that the schedules are accurate.

Detailed information on documenting salaries and wages, including both substitute systems of time accounting, are described in Procedure 905 of the California School Accounting Manual posted on the web at <https://www.cde.ca.gov/fg/ac/sa/>.

2022–23 Request for authorization	No
LEA certifies that the following is a full disclosure of any known deficiencies with the substitute system or known challenges with implementing the system (Maximum 500 characters)	

**\*\*\*Warning\*\*\***

The data in this report may be protected by the Family Educational Rights and Privacy Act (FERPA) and other applicable data privacy laws. Unauthorized access or sharing of this data may constitute a violation of both state and federal law.

**California Department of Education****Consolidated Application**

California Connections Academy North Bay (17 64055 0129601)

Status: Draft  
Saved by: LaChelle Carter  
Date: 8/11/2023 7:44 AM**2022–23 Title II, Part A Fiscal Year Expenditure Report, 12 Months**

A report of year-to-date expenditures by activity. Activity period covered is July 1, 2022 through June 30, 2023.

**CDE Program Contact:**Alice Ng (Fiscal), Division Support Office, [ANg@cde.ca.gov](mailto:ANg@cde.ca.gov), 916-323-4636Lisa Fassett (Program), Professional Learning Support & Monitoring Office, [LFassett@cde.ca.gov](mailto:LFassett@cde.ca.gov), 916-323-4963

2022–23 Title II, Part A allocation	\$4,929
Transferred–in amount	\$0
Transferred–out amount	\$0
2022–23 Total allocation	\$4,929

**Professional Development Expenditures**

Professional development for teachers	\$4,929
Professional development for administrators	\$0
Consulting/Professional services	\$0
Induction programs	\$0
Books and other supplies	\$0
Dues and membership	\$0
Travel and conferences	\$0

**Personnel and Other Authorized Activities**

Certificated personnel salaries	\$0
Classified personnel salaries	\$0
Employee benefits	\$0
Developing or improving an evaluation system	\$0
Recruitment activities	\$0
Retention activities	\$0
Class size reduction	\$0

**Program Expenditures**

Direct administrative costs	\$0
Indirect costs	\$0
Equitable services for nonprofit private schools	\$0
Total expenditures	\$4,929
2022–23 Unspent funds	\$0

**\*\*\*Warning\*\*\***

The data in this report may be protected by the Family Educational Rights and Privacy Act (FERPA) and other applicable data privacy laws. Unauthorized access or sharing of this data may constitute a violation of both state and federal law.



## 2022–23 Homeless Education Policy, Requirements, and Implementation

The purpose of this data collection is to meet federal requirements specified in 42 United States Code 11431 et seq. (Education for Homeless Children and Youths Act) and some federal requirements in Title I, Part A of the Elementary and Secondary Education Act (ESEA). This collection includes monitoring local educational agencies (LEAs) and their compliance with key provisions of the Education for Homeless Children and Youths Act including the collection of contact information for each required designated LEA’s homeless liaison.

### CDE Program Contact:

Leanne Wheeler, Integrated Student Support and Programs Office, [LWheeler@cde.ca.gov](mailto:LWheeler@cde.ca.gov), 916-319-0383  
 Karmina Barrales, Integrated Student Support and Programs Office, [KBarrales@cde.ca.gov](mailto:KBarrales@cde.ca.gov), 916-327-9692

## Homeless Education Certification

The LEA hereby assures that the LEA has met the following requirements:

1. Designated a staff person as the liaison for homeless children and youths;
2. Developed a written policy that supports the enrollment and retention of homeless children and youths in schools of the LEA which:
  - a) Includes policies and practices to ensure that homeless children and youths are not stigmatized or segregated on the basis of their status as homeless;
  - b) Includes a dispute resolution process;
  - c) Ensures that transportation is provided for a homeless child or youth to and from the school of origin if requested by the parent, guardian or homeless liaison;
3. Disseminated public notice of the educational rights of homeless children and youths where such children and youths receive services under the provisions of the Education for Homeless Children and Youths Act.

## Homeless Liaison Contact Information

Homeless liaison first name	Shannon
Homeless liaison last name	Doss
Homeless liaison title	Social Worker
Homeless liaison email address (Format: abc@xyz.zyx)	sdoss@calca.connectionsacademy.org
Homeless liaison telephone number (Format: 999-999-9999)	949-461-1667
Homeless liaison telephone extension	
Enter the full-time equivalent (FTE) for all personnel directly responsible for the implementation of homeless education (Format: 0.00)	0.01

## Homeless Liaison Training Information

**\*\*\*Warning\*\*\***

The data in this report may be protected by the Family Educational Rights and Privacy Act (FERPA) and other applicable data privacy laws. Unauthorized access or sharing of this data may constitute a violation of both state and federal law.

**California Department of Education****Consolidated Application**

California Connections Academy North Bay (17 64055 0129601)

Status: Draft  
Saved by: LaChelle Carter  
Date: 8/11/2023 6:12 AM**2022–23 Homeless Education Policy, Requirements, and Implementation**

The purpose of this data collection is to meet federal requirements specified in 42 United States Code 11431 et seq. (Education for Homeless Children and Youths Act) and some federal requirements in Title I, Part A of the Elementary and Secondary Education Act (ESEA). This collection includes monitoring local educational agencies (LEAs) and their compliance with key provisions of the Education for Homeless Children and Youths Act including the collection of contact information for each required designated LEA's homeless liaison.

**CDE Program Contact:**

Leanne Wheeler, Integrated Student Support and Programs Office, [LWheeler@cde.ca.gov](mailto:LWheeler@cde.ca.gov), 916-319-0383  
Karmina Barrales, Integrated Student Support and Programs Office, [KBarrales@cde.ca.gov](mailto:KBarrales@cde.ca.gov), 916-327-9692

Has the homeless liaison attended and/or participated in a homeless education liaison training within the last two years	Yes
Has the homeless liaison provided training to the following personnel:	
Principals and other school leaders	Yes
Attendance officers and registrars	Yes
Teachers and instructional assistants	Yes
School counselors	Yes

**Homeless Education Policy and Requirements**

Does the LEA have a written homeless education policy	Yes
No policy comment	
Provide an explanation why the LEA does not have a homeless education policy. (Maximum 500 characters)	
Date LEA's board approved the homeless education policy	08/10/2023
Does the LEA meet the above federal requirements	Yes
Compliance comment	
Provide an explanation why the LEA does not comply with federal requirements. (Maximum 500 characters)	

**Housing Questionnaire Identifying Homeless Children**

Does your LEA use a housing questionnaire to assist with the identification of homeless children and youth	Yes
Does the housing questionnaire include best practices, rights, and protections afforded to homeless children and youth	Yes
Is the housing questionnaire made available in paper form	No
Did your LEA administer the housing questionnaire to all student body during the school year	Yes

**Title I, Part A Homeless Expenditures**

2022–23 Title I, Part A LEA allocation	\$34,991
2022–23 Title I, Part A direct or indirect services to homeless children reservation	\$35

**\*\*\*Warning\*\*\***

The data in this report may be protected by the Family Educational Rights and Privacy Act (FERPA) and other applicable data privacy laws. Unauthorized access or sharing of this data may constitute a violation of both state and federal law.

**2022–23 Homeless Education Policy, Requirements, and Implementation**

The purpose of this data collection is to meet federal requirements specified in 42 United States Code 11431 et seq. (Education for Homeless Children and Youths Act) and some federal requirements in Title I, Part A of the Elementary and Secondary Education Act (ESEA). This collection includes monitoring local educational agencies (LEAs) and their compliance with key provisions of the Education for Homeless Children and Youths Act including the collection of contact information for each required designated LEA’s homeless liaison.

**CDE Program Contact:**

Leanne Wheeler, Integrated Student Support and Programs Office, [LWheeler@cde.ca.gov](mailto:LWheeler@cde.ca.gov), 916-319-0383  
 Karmina Barrales, Integrated Student Support and Programs Office, [KBarrales@cde.ca.gov](mailto:KBarrales@cde.ca.gov), 916-327-9692

Amount of 2022–23 Title I, Part A funds expended or encumbered for direct or indirect services for homeless children	\$35
Homeless services provided (Maximum 500 characters)	
No expenditures or encumbrances comment  Provide an explanation why there are no Title I, Part A expenditures or encumbrances for homeless services. (Maximum 500 characters)	Assistance with prompt enrollment and placement, support from counselors, and resources provided to family as applicable. A liaison is assigned to assist with identification, enrollment and ongoing support of homeless students. Some students may receive printed materials, school supplies and/or extra support for internet service.

**\*\*\*Warning\*\*\***

The data in this report may be protected by the Family Educational Rights and Privacy Act (FERPA) and other applicable data privacy laws. Unauthorized access or sharing of this data may constitute a violation of both state and federal law.

**California Department of Education****Consolidated Application**

California Connections Academy North Bay (17 64055 0129601)

Status: Draft  
Saved by: LaChelle Carter  
Date: 8/11/2023 6:04 AM**2021–22 Title II, Part A Fiscal Year Expenditure Report, 24 Months**

A report of year-to-date expenditures by activity. Activity period covered is July 1, 2021 through June 30, 2023.

**CDE Program Contact:**Alice Ng (Fiscal), Division Support Office, [ANg@cde.ca.gov](mailto:ANg@cde.ca.gov), 916-323-4636Lisa Fassett (Program), Professional Learning Support & Monitoring Office, [LFassett@cde.ca.gov](mailto:LFassett@cde.ca.gov), 916-323-4963

2021–22 Title II, Part A allocation	\$5,691
Transferred–in amount	\$0
Transferred–out amount	\$0
2021–22 Total allocation	\$5,691

**Professional Development Expenditures**

Professional development for teachers	\$4,960
Professional development for administrators	\$0
Consulting/Professional services	\$0
Induction programs	\$0
Books and other supplies	\$0
Dues and membership	\$0
Travel and conferences	\$0

**Personnel and Other Authorized Activities**

Certificated personnel salaries	\$0
Classified personnel salaries	\$0
Employee benefits	\$0
Developing or improving an evaluation system	\$0
Recruitment activities	\$0
Retention activities	\$731
Class size reduction	\$0

**Program Expenditures**

Direct administrative costs	\$0
Indirect costs	\$0
Equitable services for nonprofit private schools	\$0
Total expenditures	\$5,691
2021–22 Unspent funds	\$0

**\*\*\*Warning\*\*\***

The data in this report may be protected by the Family Educational Rights and Privacy Act (FERPA) and other applicable data privacy laws. Unauthorized access or sharing of this data may constitute a violation of both state and federal law.

California Connections Academy Southern California (30 66464 0106765)

Status: Certified  
 Saved by: LaChelle Carter  
 Date: 8/11/2023 10:31 AM

**2023–24 Certification of Assurances**

Submission of Certification of Assurances is required every fiscal year. A complete list of legal and program assurances for the fiscal year can be found at <https://www.cde.ca.gov/fg/aa/co/ca21assurancetoc.asp>.

**CDE Program Contact:**

Consolidated Application Support Desk, Education Data Office, [ConAppSupport@cde.ca.gov](mailto:ConAppSupport@cde.ca.gov), 916-319-0297

**Consolidated Application Certification Statement**

I hereby certify that all of the applicable state and federal rules and regulations will be observed by this applicant; that to the best of my knowledge the information contained in this application is correct and complete; and I agree to participate in the monitoring process regarding the use of these funds according to the standards and criteria set forth by the California Department of Education Federal Program Monitoring (FPM) Office. Legal assurances for all programs are accepted as the basic legal condition for the operation of selected projects and programs and copies of assurances are retained on site. I certify that we accept all assurances except for those for which a waiver has been obtained or requested. A copy of all waivers or requests is on file. I certify that actual ink signatures for this form are on file.

Authorized Representative's Full Name	Frances Sassin
Authorized Representative's Signature	
Authorized Representative's Title	Director of Business Services
Authorized Representative's Signature Date	08/10/2023

**\*\*\*Warning\*\*\***

The data in this report may be protected by the Family Educational Rights and Privacy Act (FERPA) and other applicable data privacy laws. Unauthorized access or sharing of this data may constitute a violation of both state and federal law.

**2023–24 Protected Prayer Certification**

Every Student Succeeds Act (ESSA) Section 8524 specifies federal requirements regarding constitutionally protected prayer in public elementary and secondary schools. This form meets the annual requirement and provides written certification.

**CDE Program Contact:**

Miguel Cordova, Title I Policy, Program, and Support Office, [MCordova@cde.ca.gov](mailto:MCordova@cde.ca.gov), 916-319-0381

**Protected Prayer Certification Statement**

The local educational agency (LEA) hereby assures and certifies to the California State Board of Education that the LEA has no policy that prevents, or otherwise denies participation in, constitutionally protected prayer in public schools as set forth in the "Guidance on Constitutionally Protected Prayer in Public Elementary and Secondary Schools."

The LEA hereby assures that this page has been printed and contains an ink signature. The ink signature copy shall be made available to the California Department of Education upon request or as part of an audit, a compliance review, or a complaint investigation.

The authorized representative agrees to the above statement	Yes
Authorized Representative's Full Name	Richard Savage
Authorized Representative's Title	Superintendent
Authorized Representative's Signature Date	08/10/2023
Comment	
If the LEA is not able to certify at this time, then an explanation must be provided in the comment field. (Maximum 500 characters)	

**\*\*\*Warning\*\*\***

The data in this report may be protected by the Family Educational Rights and Privacy Act (FERPA) and other applicable data privacy laws. Unauthorized access or sharing of this data may constitute a violation of both state and federal law.

**2023–24 LCAP Federal Addendum Certification**

**CDE Program Contact:**

Local Agency Systems Support Office, [LCAPAddendum@cde.ca.gov](mailto:LCAPAddendum@cde.ca.gov), 916-323-5233

**Initial Application**

To receive initial funding under the Every Student Succeeds Act (ESSA), a local educational agency (LEA) must have a plan approved by the State Educational Agency on file with the State. Within California, LEAs that apply for ESSA funds for the first time are required to complete the Local Control and Accountability Plan (LCAP), the LCAP Federal Addendum Template (Addendum), and the Consolidated Application (ConApp). The LCAP, in conjunction with the Addendum and the ConApp, serve to meet the requirements of the ESSA LEA Plan.

In order to initially apply for funds, the LEA must certify that the current LCAP has been approved by the local governing board or governing body of the LEA. As part of this certification, the LEA agrees to submit the LCAP Federal Addendum, that has been approved by the local governing board or governing body of the LEA, to the California Department of Education (CDE) and acknowledges that the LEA agrees to work with the CDE to ensure that the Addendum addresses all required provisions of the ESSA programs for which they are applying for federal education funds.

**Returning Application**

If the LEA certified a prior year LCAP Federal Addendum Certification data collection form in the Consolidated Application and Reporting System, then the LEA may use in this form the same original approval or adoption date used in the prior year form.

<b>County Office of Education (COE) or District</b> For a COE, enter the original approval date as the day the CDE approved the current LCAP. For a district, enter the original approval date as the day the COE approved the current LCAP	
<b>Direct Funded Charter</b> Enter the adoption date of the current LCAP	06/28/2022
Authorized Representative's Full Name	Frances Sassin
Authorized Representative's Title	Director of Business Services

**\*\*\*Warning\*\*\***

The data in this report may be protected by the Family Educational Rights and Privacy Act (FERPA) and other applicable data privacy laws. Unauthorized access or sharing of this data may constitute a violation of both state and federal law.

## 2023–24 Application for Funding

**CDE Program Contact:**

Consolidated Application Support Desk, Education Data Office, [ConAppSupport@cde.ca.gov](mailto:ConAppSupport@cde.ca.gov), 916-319-0297

### Local Governing Board Approval

The local educational agency (LEA) is required to review and receive approval of their Application for Funding selections with their local governing board.

By checking this box the LEA certifies that the Local Board has approved the Application for Funding for the listed fiscal year	Yes
---	-----

### District English Learner Advisory Committee Review

Per Title 5 of the California Code of Regulations Section 11308, if your LEA has more than 50 English learners, then the LEA must establish a District English Learner Advisory Committee (DELAC) which shall review and advise on the development of the application for funding programs that serve English learners.

By checking this box the LEA certifies that parent input has been received from the District English Learner Committee (if applicable) regarding the spending of Title III funds for the listed fiscal year	Yes
---	-----

### Application for Categorical Programs

To receive specific categorical funds for a school year, the LEA must apply for the funds by selecting Yes below. Only the categorical funds that the LEA is eligible to receive are displayed.

<b>Title I, Part A (Basic Grant)</b> ESSA Sec. 1111 et seq. SACS 3010	Yes
<b>Title II, Part A (Supporting Effective Instruction)</b> ESEA Sec. 2104 SACS 4035	Yes
<b>Title III English Learner</b> ESEA Sec. 3102 SACS 4203	No
<b>Title III Immigrant</b> ESEA Sec. 3102 SACS 4201	No
<b>Title IV, Part A (Student and School Support)</b> ESSA Sec. 4101 SACS 4127	Yes

**\*\*\*Warning\*\*\***

The data in this report may be protected by the Family Educational Rights and Privacy Act (FERPA) and other applicable data privacy laws. Unauthorized access or sharing of this data may constitute a violation of both state and federal law.



**2023–24 Substitute System for Time Accounting**

This certification may be used by auditors and by California Department of Education oversight personnel when conducting audits and sub-recipient monitoring of the substitute time-and-effort system. Approval is automatically granted when the local educational agency (LEA) submits and certifies this data collection.

**CDE Program Contact:**

Hilary Thomson, Fiscal Oversight and Support Office, [HThomson@cde.ca.gov](mailto:HThomson@cde.ca.gov), 916-323-0765

The LEA certifies that only eligible employees will participate in the substitute system and that the system used to document employee work schedules includes sufficient controls to ensure that the schedules are accurate.

Detailed information on documenting salaries and wages, including both substitute systems of time accounting, are described in Procedure 905 of the California School Accounting Manual posted on the web at <https://www.cde.ca.gov/fg/ac/sa/>.

2022–23 Request for authorization	No
LEA certifies that the following is a full disclosure of any known deficiencies with the substitute system or known challenges with implementing the system (Maximum 500 characters)	

**\*\*\*Warning\*\*\***

The data in this report may be protected by the Family Educational Rights and Privacy Act (FERPA) and other applicable data privacy laws. Unauthorized access or sharing of this data may constitute a violation of both state and federal law.

**California Department of Education**

**Consolidated Application**

California Connections Academy Southern California (30 66464 0106765)

Status: Draft  
 Saved by: LaChelle Carter  
 Date: 8/11/2023 10:35 AM

**2022–23 Title II, Part A Fiscal Year Expenditure Report, 12 Months**

A report of year-to-date expenditures by activity. Activity period covered is July 1, 2022 through June 30, 2023.

**CDE Program Contact:**

Alice Ng (Fiscal), Division Support Office, [ANg@cde.ca.gov](mailto:ANg@cde.ca.gov), 916-323-4636  
 Lisa Fassett (Program), Professional Learning Support & Monitoring Office, [LFassett@cde.ca.gov](mailto:LFassett@cde.ca.gov), 916-323-4963

2022–23 Title II, Part A allocation	\$131,587
Transferred–in amount	\$0
Transferred–out amount	\$0
2022–23 Total allocation	\$131,587

**Professional Development Expenditures**

Professional development for teachers	\$131,587
Professional development for administrators	\$0
Consulting/Professional services	\$0
Induction programs	\$0
Books and other supplies	\$0
Dues and membership	\$0
Travel and conferences	\$0

**Personnel and Other Authorized Activities**

Certificated personnel salaries	\$0
Classified personnel salaries	\$0
Employee benefits	\$0
Developing or improving an evaluation system	\$0
Recruitment activities	\$0
Retention activities	\$0
Class size reduction	\$0

**Program Expenditures**

Direct administrative costs	\$0
Indirect costs	\$0
Equitable services for nonprofit private schools	\$0
Total expenditures	\$131,587
2022–23 Unspent funds	\$0

**\*\*\*Warning\*\*\***

The data in this report may be protected by the Family Educational Rights and Privacy Act (FERPA) and other applicable data privacy laws. Unauthorized access or sharing of this data may constitute a violation of both state and federal law.

## 2022–23 Homeless Education Policy, Requirements, and Implementation

The purpose of this data collection is to meet federal requirements specified in 42 United States Code 11431 et seq. (Education for Homeless Children and Youths Act) and some federal requirements in Title I, Part A of the Elementary and Secondary Education Act (ESEA). This collection includes monitoring local educational agencies (LEAs) and their compliance with key provisions of the Education for Homeless Children and Youths Act including the collection of contact information for each required designated LEA’s homeless liaison.

### CDE Program Contact:

Leanne Wheeler, Integrated Student Support and Programs Office, [LWheeler@cde.ca.gov](mailto:LWheeler@cde.ca.gov), 916-319-0383  
 Karmina Barrales, Integrated Student Support and Programs Office, [KBarrales@cde.ca.gov](mailto:KBarrales@cde.ca.gov), 916-327-9692

## Homeless Education Certification

The LEA hereby assures that the LEA has met the following requirements:

1. Designated a staff person as the liaison for homeless children and youths;
2. Developed a written policy that supports the enrollment and retention of homeless children and youths in schools of the LEA which:
  - a) Includes policies and practices to ensure that homeless children and youths are not stigmatized or segregated on the basis of their status as homeless;
  - b) Includes a dispute resolution process;
  - c) Ensures that transportation is provided for a homeless child or youth to and from the school of origin if requested by the parent, guardian or homeless liaison;
3. Disseminated public notice of the educational rights of homeless children and youths where such children and youths receive services under the provisions of the Education for Homeless Children and Youths Act.

## Homeless Liaison Contact Information

Homeless liaison first name	Shannon
Homeless liaison last name	Doss
Homeless liaison title	Social Worker
Homeless liaison email address (Format: abc@xyz.zyx)	sdoss@calca.connectionsacademy.org
Homeless liaison telephone number (Format: 999-999-9999)	949-461-1667
Homeless liaison telephone extension	
Enter the full-time equivalent (FTE) for all personnel directly responsible for the implementation of homeless education (Format: 0.00)	0.25

## Homeless Liaison Training Information

**\*\*\*Warning\*\*\***

The data in this report may be protected by the Family Educational Rights and Privacy Act (FERPA) and other applicable data privacy laws. Unauthorized access or sharing of this data may constitute a violation of both state and federal law.

**California Department of Education****Consolidated Application**

California Connections Academy Southern California (30 66464 0106765)

Status: Draft  
Saved by: LaChelle Carter  
Date: 8/11/2023 10:29 AM**2022–23 Homeless Education Policy, Requirements, and Implementation**

The purpose of this data collection is to meet federal requirements specified in 42 United States Code 11431 et seq. (Education for Homeless Children and Youths Act) and some federal requirements in Title I, Part A of the Elementary and Secondary Education Act (ESEA). This collection includes monitoring local educational agencies (LEAs) and their compliance with key provisions of the Education for Homeless Children and Youths Act including the collection of contact information for each required designated LEA's homeless liaison.

**CDE Program Contact:**

Leanne Wheeler, Integrated Student Support and Programs Office, [LWheeler@cde.ca.gov](mailto:LWheeler@cde.ca.gov), 916-319-0383  
Karmina Barrales, Integrated Student Support and Programs Office, [KBarrales@cde.ca.gov](mailto:KBarrales@cde.ca.gov), 916-327-9692

Has the homeless liaison attended and/or participated in a homeless education liaison training within the last two years	Yes
Has the homeless liaison provided training to the following personnel:	
Principals and other school leaders	Yes
Attendance officers and registrars	Yes
Teachers and instructional assistants	Yes
School counselors	Yes

**Homeless Education Policy and Requirements**

Does the LEA have a written homeless education policy	Yes
No policy comment	
Provide an explanation why the LEA does not have a homeless education policy. (Maximum 500 characters)	
Date LEA's board approved the homeless education policy	08/23/2021
Does the LEA meet the above federal requirements	Yes
Compliance comment	
Provide an explanation why the LEA does not comply with federal requirements. (Maximum 500 characters)	

**Housing Questionnaire Identifying Homeless Children**

Does your LEA use a housing questionnaire to assist with the identification of homeless children and youth	Yes
Does the housing questionnaire include best practices, rights, and protections afforded to homeless children and youth	Yes
Is the housing questionnaire made available in paper form	No
Did your LEA administer the housing questionnaire to all student body during the school year	Yes

**Title I, Part A Homeless Expenditures**

2022–23 Title I, Part A LEA allocation	\$800,470
2022–23 Title I, Part A direct or indirect services to homeless children reservation	\$957

**\*\*\*Warning\*\*\***

The data in this report may be protected by the Family Educational Rights and Privacy Act (FERPA) and other applicable data privacy laws. Unauthorized access or sharing of this data may constitute a violation of both state and federal law.

**2022–23 Homeless Education Policy, Requirements, and Implementation**

The purpose of this data collection is to meet federal requirements specified in 42 United States Code 11431 et seq. (Education for Homeless Children and Youths Act) and some federal requirements in Title I, Part A of the Elementary and Secondary Education Act (ESEA). This collection includes monitoring local educational agencies (LEAs) and their compliance with key provisions of the Education for Homeless Children and Youths Act including the collection of contact information for each required designated LEA’s homeless liaison.

**CDE Program Contact:**

Leanne Wheeler, Integrated Student Support and Programs Office, [LWheeler@cde.ca.gov](mailto:LWheeler@cde.ca.gov), 916-319-0383  
 Karmina Barrales, Integrated Student Support and Programs Office, [KBarrales@cde.ca.gov](mailto:KBarrales@cde.ca.gov), 916-327-9692

Amount of 2022–23 Title I, Part A funds expended or encumbered for direct or indirect services for homeless children	\$957
Homeless services provided  (Maximum 500 characters)	Assistance with prompt enrollment and placement, support from counselors, and resources provided to family as applicable. A liaison is assigned to assist with identification, enrollment and ongoing support of homeless students. Some students may receive printed materials, school supplies and/or extra support for internet service.
No expenditures or encumbrances comment  Provide an explanation why there are no Title I, Part A expenditures or encumbrances for homeless services. (Maximum 500 characters)	

**\*\*\*Warning\*\*\***

The data in this report may be protected by the Family Educational Rights and Privacy Act (FERPA) and other applicable data privacy laws. Unauthorized access or sharing of this data may constitute a violation of both state and federal law.

**California Department of Education**

**Consolidated Application**

California Connections Academy Southern California (30 66464 0106765)

Status: Draft  
 Saved by: LaChelle Carter  
 Date: 8/11/2023 10:26 AM

**2021–22 Title II, Part A Fiscal Year Expenditure Report, 24 Months**

A report of year-to-date expenditures by activity. Activity period covered is July 1, 2021 through June 30, 2023.

**CDE Program Contact:**

Alice Ng (Fiscal), Division Support Office, [ANg@cde.ca.gov](mailto:ANg@cde.ca.gov), 916-323-4636  
 Lisa Fassett (Program), Professional Learning Support & Monitoring Office, [LFassett@cde.ca.gov](mailto:LFassett@cde.ca.gov), 916-323-4963

2021–22 Title II, Part A allocation	\$119,301
Transferred–in amount	\$0
Transferred–out amount	\$0
2021–22 Total allocation	\$119,301

**Professional Development Expenditures**

Professional development for teachers	\$119,301
Professional development for administrators	\$0
Consulting/Professional services	\$0
Induction programs	\$0
Books and other supplies	\$0
Dues and membership	\$0
Travel and conferences	\$0

**Personnel and Other Authorized Activities**

Certificated personnel salaries	\$0
Classified personnel salaries	\$0
Employee benefits	\$0
Developing or improving an evaluation system	\$0
Recruitment activities	\$0
Retention activities	\$0
Class size reduction	\$0

**Program Expenditures**

Direct administrative costs	\$0
Indirect costs	\$0
Equitable services for nonprofit private schools	\$0
Total expenditures	\$119,301
2021–22 Unspent funds	\$0

**\*\*\*Warning\*\*\***

The data in this report may be protected by the Family Educational Rights and Privacy Act (FERPA) and other applicable data privacy laws. Unauthorized access or sharing of this data may constitute a violation of both state and federal law.

California Connections Academy Central Coast (42 75010 0138891)

Status: Certified  
 Saved by: charter impact  
 Date: 8/31/2023 12:32 AM

**2023–24 Certification of Assurances**

Submission of Certification of Assurances is required every fiscal year. A complete list of legal and program assurances for the fiscal year can be found at <https://www.cde.ca.gov/fg/aa/co/ca21assurancetoc.asp>.

**CDE Program Contact:**

Consolidated Application Support Desk, Education Data Office, [ConAppSupport@cde.ca.gov](mailto:ConAppSupport@cde.ca.gov), 916-319-0297

**Consolidated Application Certification Statement**

I hereby certify that all of the applicable state and federal rules and regulations will be observed by this applicant; that to the best of my knowledge the information contained in this application is correct and complete; and I agree to participate in the monitoring process regarding the use of these funds according to the standards and criteria set forth by the California Department of Education Federal Program Monitoring (FPM) Office. Legal assurances for all programs are accepted as the basic legal condition for the operation of selected projects and programs and copies of assurances are retained on site. I certify that we accept all assurances except for those for which a waiver has been obtained or requested. A copy of all waivers or requests is on file. I certify that actual ink signatures for this form are on file.

Authorized Representative's Full Name	Frances Sassin
Authorized Representative's Signature	
Authorized Representative's Title	Director of Business Services
Authorized Representative's Signature Date	08/31/2023

**\*\*\*Warning\*\*\***

The data in this report may be protected by the Family Educational Rights and Privacy Act (FERPA) and other applicable data privacy laws. Unauthorized access or sharing of this data may constitute a violation of both state and federal law.

**2023–24 Protected Prayer Certification**

Every Student Succeeds Act (ESSA) Section 8524 specifies federal requirements regarding constitutionally protected prayer in public elementary and secondary schools. This form meets the annual requirement and provides written certification.

**CDE Program Contact:**

Miguel Cordova, Title I Policy, Program, and Support Office, [MCordova@cde.ca.gov](mailto:MCordova@cde.ca.gov), 916-319-0381

**Protected Prayer Certification Statement**

The local educational agency (LEA) hereby assures and certifies to the California State Board of Education that the LEA has no policy that prevents, or otherwise denies participation in, constitutionally protected prayer in public schools as set forth in the "Guidance on Constitutionally Protected Prayer in Public Elementary and Secondary Schools."

The LEA hereby assures that this page has been printed and contains an ink signature. The ink signature copy shall be made available to the California Department of Education upon request or as part of an audit, a compliance review, or a complaint investigation.

The authorized representative agrees to the above statement	Yes
Authorized Representative's Full Name	Richard Savage
Authorized Representative's Title	Superintendent
Authorized Representative's Signature Date	08/31/2023
Comment	
If the LEA is not able to certify at this time, then an explanation must be provided in the comment field. (Maximum 500 characters)	

**\*\*\*Warning\*\*\***

The data in this report may be protected by the Family Educational Rights and Privacy Act (FERPA) and other applicable data privacy laws. Unauthorized access or sharing of this data may constitute a violation of both state and federal law.



**2023–24 LCAP Federal Addendum Certification**

**CDE Program Contact:**

Local Agency Systems Support Office, [LCAPAddendum@cde.ca.gov](mailto:LCAPAddendum@cde.ca.gov), 916-323-5233

**Initial Application**

To receive initial funding under the Every Student Succeeds Act (ESSA), a local educational agency (LEA) must have a plan approved by the State Educational Agency on file with the State. Within California, LEAs that apply for ESSA funds for the first time are required to complete the Local Control and Accountability Plan (LCAP), the LCAP Federal Addendum Template (Addendum), and the Consolidated Application (ConApp). The LCAP, in conjunction with the Addendum and the ConApp, serve to meet the requirements of the ESSA LEA Plan.

In order to initially apply for funds, the LEA must certify that the current LCAP has been approved by the local governing board or governing body of the LEA. As part of this certification, the LEA agrees to submit the LCAP Federal Addendum, that has been approved by the local governing board or governing body of the LEA, to the California Department of Education (CDE) and acknowledges that the LEA agrees to work with the CDE to ensure that the Addendum addresses all required provisions of the ESSA programs for which they are applying for federal education funds.

**Returning Application**

If the LEA certified a prior year LCAP Federal Addendum Certification data collection form in the Consolidated Application and Reporting System, then the LEA may use in this form the same original approval or adoption date used in the prior year form.

<b>County Office of Education (COE) or District</b> For a COE, enter the original approval date as the day the CDE approved the current LCAP. For a district, enter the original approval date as the day the COE approved the current LCAP	
<b>Direct Funded Charter</b> Enter the adoption date of the current LCAP	06/28/2022
Authorized Representative's Full Name	Frances Sassin
Authorized Representative's Title	Director of Business Services

**\*\*\*Warning\*\*\***

The data in this report may be protected by the Family Educational Rights and Privacy Act (FERPA) and other applicable data privacy laws. Unauthorized access or sharing of this data may constitute a violation of both state and federal law.

## 2023–24 Application for Funding

**CDE Program Contact:**

Consolidated Application Support Desk, Education Data Office, [ConAppSupport@cde.ca.gov](mailto:ConAppSupport@cde.ca.gov), 916-319-0297

### Local Governing Board Approval

The local educational agency (LEA) is required to review and receive approval of their Application for Funding selections with their local governing board.

By checking this box the LEA certifies that the Local Board has approved the Application for Funding for the listed fiscal year	Yes
---	-----

### District English Learner Advisory Committee Review

Per Title 5 of the California Code of Regulations Section 11308, if your LEA has more than 50 English learners, then the LEA must establish a District English Learner Advisory Committee (DELAC) which shall review and advise on the development of the application for funding programs that serve English learners.

By checking this box the LEA certifies that parent input has been received from the District English Learner Committee (if applicable) regarding the spending of Title III funds for the listed fiscal year	Yes
---	-----

### Application for Categorical Programs

To receive specific categorical funds for a school year, the LEA must apply for the funds by selecting Yes below. Only the categorical funds that the LEA is eligible to receive are displayed.

<b>Title I, Part A (Basic Grant)</b> ESSA Sec. 1111 et seq. SACS 3010	Yes
<b>Title II, Part A (Supporting Effective Instruction)</b> ESEA Sec. 2104 SACS 4035	Yes
<b>Title III English Learner</b> ESEA Sec. 3102 SACS 4203	No
<b>Title III Immigrant</b> ESEA Sec. 3102 SACS 4201	No
<b>Title IV, Part A (Student and School Support)</b> ESSA Sec. 4101 SACS 4127	Yes

**\*\*\*Warning\*\*\***

The data in this report may be protected by the Family Educational Rights and Privacy Act (FERPA) and other applicable data privacy laws. Unauthorized access or sharing of this data may constitute a violation of both state and federal law.

**2023–24 Substitute System for Time Accounting**

This certification may be used by auditors and by California Department of Education oversight personnel when conducting audits and sub-recipient monitoring of the substitute time-and-effort system. Approval is automatically granted when the local educational agency (LEA) submits and certifies this data collection.

**CDE Program Contact:**

Hilary Thomson, Fiscal Oversight and Support Office, [HThomson@cde.ca.gov](mailto:HThomson@cde.ca.gov), 916-323-0765

The LEA certifies that only eligible employees will participate in the substitute system and that the system used to document employee work schedules includes sufficient controls to ensure that the schedules are accurate.

Detailed information on documenting salaries and wages, including both substitute systems of time accounting, are described in Procedure 905 of the California School Accounting Manual posted on the web at <https://www.cde.ca.gov/fg/ac/sa/>.

2022–23 Request for authorization	No
LEA certifies that the following is a full disclosure of any known deficiencies with the substitute system or known challenges with implementing the system (Maximum 500 characters)	

**\*\*\*Warning\*\*\***

The data in this report may be protected by the Family Educational Rights and Privacy Act (FERPA) and other applicable data privacy laws. Unauthorized access or sharing of this data may constitute a violation of both state and federal law.

California Connections Academy Monterey Bay (44 75432 0139410)

Status: Certified  
 Saved by: charter impact  
 Date: 8/31/2023 12:34 AM

**2023–24 Certification of Assurances**

Submission of Certification of Assurances is required every fiscal year. A complete list of legal and program assurances for the fiscal year can be found at <https://www.cde.ca.gov/fg/aa/co/ca21assurancetoc.asp>.

**CDE Program Contact:**

Consolidated Application Support Desk, Education Data Office, [ConAppSupport@cde.ca.gov](mailto:ConAppSupport@cde.ca.gov), 916-319-0297

**Consolidated Application Certification Statement**

I hereby certify that all of the applicable state and federal rules and regulations will be observed by this applicant; that to the best of my knowledge the information contained in this application is correct and complete; and I agree to participate in the monitoring process regarding the use of these funds according to the standards and criteria set forth by the California Department of Education Federal Program Monitoring (FPM) Office. Legal assurances for all programs are accepted as the basic legal condition for the operation of selected projects and programs and copies of assurances are retained on site. I certify that we accept all assurances except for those for which a waiver has been obtained or requested. A copy of all waivers or requests is on file. I certify that actual ink signatures for this form are on file.

Authorized Representative's Full Name	Frances Sassin
Authorized Representative's Signature	
Authorized Representative's Title	Director of Business Services
Authorized Representative's Signature Date	08/31/2023

**\*\*\*Warning\*\*\***

The data in this report may be protected by the Family Educational Rights and Privacy Act (FERPA) and other applicable data privacy laws. Unauthorized access or sharing of this data may constitute a violation of both state and federal law.

**2023–24 Protected Prayer Certification**

Every Student Succeeds Act (ESSA) Section 8524 specifies federal requirements regarding constitutionally protected prayer in public elementary and secondary schools. This form meets the annual requirement and provides written certification.

**CDE Program Contact:**

Miguel Cordova, Title I Policy, Program, and Support Office, [MCordova@cde.ca.gov](mailto:MCordova@cde.ca.gov), 916-319-0381

**Protected Prayer Certification Statement**

The local educational agency (LEA) hereby assures and certifies to the California State Board of Education that the LEA has no policy that prevents, or otherwise denies participation in, constitutionally protected prayer in public schools as set forth in the "Guidance on Constitutionally Protected Prayer in Public Elementary and Secondary Schools."

The LEA hereby assures that this page has been printed and contains an ink signature. The ink signature copy shall be made available to the California Department of Education upon request or as part of an audit, a compliance review, or a complaint investigation.

The authorized representative agrees to the above statement	Yes
Authorized Representative's Full Name	Richard Savage
Authorized Representative's Title	Superintendent
Authorized Representative's Signature Date	08/31/2023
Comment	
If the LEA is not able to certify at this time, then an explanation must be provided in the comment field. (Maximum 500 characters)	

**\*\*\*Warning\*\*\***

The data in this report may be protected by the Family Educational Rights and Privacy Act (FERPA) and other applicable data privacy laws. Unauthorized access or sharing of this data may constitute a violation of both state and federal law.

**2023–24 LCAP Federal Addendum Certification**

**CDE Program Contact:**

Local Agency Systems Support Office, [LCAPAddendum@cde.ca.gov](mailto:LCAPAddendum@cde.ca.gov), 916-323-5233

**Initial Application**

To receive initial funding under the Every Student Succeeds Act (ESSA), a local educational agency (LEA) must have a plan approved by the State Educational Agency on file with the State. Within California, LEAs that apply for ESSA funds for the first time are required to complete the Local Control and Accountability Plan (LCAP), the LCAP Federal Addendum Template (Addendum), and the Consolidated Application (ConApp). The LCAP, in conjunction with the Addendum and the ConApp, serve to meet the requirements of the ESSA LEA Plan.

In order to initially apply for funds, the LEA must certify that the current LCAP has been approved by the local governing board or governing body of the LEA. As part of this certification, the LEA agrees to submit the LCAP Federal Addendum, that has been approved by the local governing board or governing body of the LEA, to the California Department of Education (CDE) and acknowledges that the LEA agrees to work with the CDE to ensure that the Addendum addresses all required provisions of the ESSA programs for which they are applying for federal education funds.

**Returning Application**

If the LEA certified a prior year LCAP Federal Addendum Certification data collection form in the Consolidated Application and Reporting System, then the LEA may use in this form the same original approval or adoption date used in the prior year form.

<b>County Office of Education (COE) or District</b> For a COE, enter the original approval date as the day the CDE approved the current LCAP. For a district, enter the original approval date as the day the COE approved the current LCAP	
<b>Direct Funded Charter</b> Enter the adoption date of the current LCAP	06/28/2022
Authorized Representative's Full Name	Frances Sassin
Authorized Representative's Title	Director of Business Services

**\*\*\*Warning\*\*\***

The data in this report may be protected by the Family Educational Rights and Privacy Act (FERPA) and other applicable data privacy laws. Unauthorized access or sharing of this data may constitute a violation of both state and federal law.

## 2023–24 Application for Funding

**CDE Program Contact:**

Consolidated Application Support Desk, Education Data Office, [ConAppSupport@cde.ca.gov](mailto:ConAppSupport@cde.ca.gov), 916-319-0297

### Local Governing Board Approval

The local educational agency (LEA) is required to review and receive approval of their Application for Funding selections with their local governing board.

By checking this box the LEA certifies that the Local Board has approved the Application for Funding for the listed fiscal year	Yes
---	-----

### District English Learner Advisory Committee Review

Per Title 5 of the California Code of Regulations Section 11308, if your LEA has more than 50 English learners, then the LEA must establish a District English Learner Advisory Committee (DELAC) which shall review and advise on the development of the application for funding programs that serve English learners.

By checking this box the LEA certifies that parent input has been received from the District English Learner Committee (if applicable) regarding the spending of Title III funds for the listed fiscal year	Yes
---	-----

### Application for Categorical Programs

To receive specific categorical funds for a school year, the LEA must apply for the funds by selecting Yes below. Only the categorical funds that the LEA is eligible to receive are displayed.

<b>Title I, Part A (Basic Grant)</b> ESSA Sec. 1111 et seq. SACS 3010	Yes
<b>Title II, Part A (Supporting Effective Instruction)</b> ESEA Sec. 2104 SACS 4035	Yes
<b>Title III English Learner</b> ESEA Sec. 3102 SACS 4203	No
<b>Title III Immigrant</b> ESEA Sec. 3102 SACS 4201	No
<b>Title IV, Part A (Student and School Support)</b> ESSA Sec. 4101 SACS 4127	Yes

**\*\*\*Warning\*\*\***

The data in this report may be protected by the Family Educational Rights and Privacy Act (FERPA) and other applicable data privacy laws. Unauthorized access or sharing of this data may constitute a violation of both state and federal law.

**2023–24 Substitute System for Time Accounting**

This certification may be used by auditors and by California Department of Education oversight personnel when conducting audits and sub-recipient monitoring of the substitute time-and-effort system. Approval is automatically granted when the local educational agency (LEA) submits and certifies this data collection.

**CDE Program Contact:**

Hilary Thomson, Fiscal Oversight and Support Office, [HThomson@cde.ca.gov](mailto:HThomson@cde.ca.gov), 916-323-0765

The LEA certifies that only eligible employees will participate in the substitute system and that the system used to document employee work schedules includes sufficient controls to ensure that the schedules are accurate.

Detailed information on documenting salaries and wages, including both substitute systems of time accounting, are described in Procedure 905 of the California School Accounting Manual posted on the web at <https://www.cde.ca.gov/fg/ac/sa/>.

2022–23 Request for authorization	No
LEA certifies that the following is a full disclosure of any known deficiencies with the substitute system or known challenges with implementing the system (Maximum 500 characters)	

**\*\*\*Warning\*\*\***

The data in this report may be protected by the Family Educational Rights and Privacy Act (FERPA) and other applicable data privacy laws. Unauthorized access or sharing of this data may constitute a violation of both state and federal law.



California Connections Academy Northern California (39 68650 0125849)

Status: Certified  
 Saved by: LaChelle Carter  
 Date: 8/11/2023 10:01 AM

**2023–24 Certification of Assurances**

Submission of Certification of Assurances is required every fiscal year. A complete list of legal and program assurances for the fiscal year can be found at <https://www.cde.ca.gov/fg/aa/co/ca21assurancetoc.asp>.

**CDE Program Contact:**

Consolidated Application Support Desk, Education Data Office, [ConAppSupport@cde.ca.gov](mailto:ConAppSupport@cde.ca.gov), 916-319-0297

**Consolidated Application Certification Statement**

I hereby certify that all of the applicable state and federal rules and regulations will be observed by this applicant; that to the best of my knowledge the information contained in this application is correct and complete; and I agree to participate in the monitoring process regarding the use of these funds according to the standards and criteria set forth by the California Department of Education Federal Program Monitoring (FPM) Office. Legal assurances for all programs are accepted as the basic legal condition for the operation of selected projects and programs and copies of assurances are retained on site. I certify that we accept all assurances except for those for which a waiver has been obtained or requested. A copy of all waivers or requests is on file. I certify that actual ink signatures for this form are on file.

Authorized Representative's Full Name	Frances Sassin
Authorized Representative's Signature	
Authorized Representative's Title	Director of Business Services
Authorized Representative's Signature Date	08/10/2023

**\*\*\*Warning\*\*\***

The data in this report may be protected by the Family Educational Rights and Privacy Act (FERPA) and other applicable data privacy laws. Unauthorized access or sharing of this data may constitute a violation of both state and federal law.

California Connections Academy Northern California (39 68650 0125849)

Status: Draft  
 Saved by: LaChelle Carter  
 Date: 8/11/2023 10:02 AM

**2023–24 Protected Prayer Certification**

Every Student Succeeds Act (ESSA) Section 8524 specifies federal requirements regarding constitutionally protected prayer in public elementary and secondary schools. This form meets the annual requirement and provides written certification.

**CDE Program Contact:**

Miguel Cordova, Title I Policy, Program, and Support Office, [MCordova@cde.ca.gov](mailto:MCordova@cde.ca.gov), 916-319-0381

**Protected Prayer Certification Statement**

The local educational agency (LEA) hereby assures and certifies to the California State Board of Education that the LEA has no policy that prevents, or otherwise denies participation in, constitutionally protected prayer in public schools as set forth in the "Guidance on Constitutionally Protected Prayer in Public Elementary and Secondary Schools."

The LEA hereby assures that this page has been printed and contains an ink signature. The ink signature copy shall be made available to the California Department of Education upon request or as part of an audit, a compliance review, or a complaint investigation.

The authorized representative agrees to the above statement	Yes
Authorized Representative's Full Name	Richard Savage
Authorized Representative's Title	Superintendent
Authorized Representative's Signature Date	08/10/2023
Comment	
If the LEA is not able to certify at this time, then an explanation must be provided in the comment field. (Maximum 500 characters)	

**\*\*\*Warning\*\*\***

The data in this report may be protected by the Family Educational Rights and Privacy Act (FERPA) and other applicable data privacy laws. Unauthorized access or sharing of this data may constitute a violation of both state and federal law.

**2023–24 LCAP Federal Addendum Certification**

**CDE Program Contact:**

Local Agency Systems Support Office, [LCAPAddendum@cde.ca.gov](mailto:LCAPAddendum@cde.ca.gov), 916-323-5233

**Initial Application**

To receive initial funding under the Every Student Succeeds Act (ESSA), a local educational agency (LEA) must have a plan approved by the State Educational Agency on file with the State. Within California, LEAs that apply for ESSA funds for the first time are required to complete the Local Control and Accountability Plan (LCAP), the LCAP Federal Addendum Template (Addendum), and the Consolidated Application (ConApp). The LCAP, in conjunction with the Addendum and the ConApp, serve to meet the requirements of the ESSA LEA Plan.

In order to initially apply for funds, the LEA must certify that the current LCAP has been approved by the local governing board or governing body of the LEA. As part of this certification, the LEA agrees to submit the LCAP Federal Addendum, that has been approved by the local governing board or governing body of the LEA, to the California Department of Education (CDE) and acknowledges that the LEA agrees to work with the CDE to ensure that the Addendum addresses all required provisions of the ESSA programs for which they are applying for federal education funds.

**Returning Application**

If the LEA certified a prior year LCAP Federal Addendum Certification data collection form in the Consolidated Application and Reporting System, then the LEA may use in this form the same original approval or adoption date used in the prior year form.

<b>County Office of Education (COE) or District</b> For a COE, enter the original approval date as the day the CDE approved the current LCAP. For a district, enter the original approval date as the day the COE approved the current LCAP	
<b>Direct Funded Charter</b> Enter the adoption date of the current LCAP	06/28/2022
Authorized Representative's Full Name	Frances Sassin
Authorized Representative's Title	Director of Business Services

**\*\*\*Warning\*\*\***

The data in this report may be protected by the Family Educational Rights and Privacy Act (FERPA) and other applicable data privacy laws. Unauthorized access or sharing of this data may constitute a violation of both state and federal law.

## 2023–24 Application for Funding

**CDE Program Contact:**

Consolidated Application Support Desk, Education Data Office, [ConAppSupport@cde.ca.gov](mailto:ConAppSupport@cde.ca.gov), 916-319-0297

### Local Governing Board Approval

The local educational agency (LEA) is required to review and receive approval of their Application for Funding selections with their local governing board.

By checking this box the LEA certifies that the Local Board has approved the Application for Funding for the listed fiscal year	Yes
---	-----

### District English Learner Advisory Committee Review

Per Title 5 of the California Code of Regulations Section 11308, if your LEA has more than 50 English learners, then the LEA must establish a District English Learner Advisory Committee (DELAC) which shall review and advise on the development of the application for funding programs that serve English learners.

By checking this box the LEA certifies that parent input has been received from the District English Learner Committee (if applicable) regarding the spending of Title III funds for the listed fiscal year	No
---	----

### Application for Categorical Programs

To receive specific categorical funds for a school year, the LEA must apply for the funds by selecting Yes below. Only the categorical funds that the LEA is eligible to receive are displayed.

<b>Title I, Part A (Basic Grant)</b> ESSA Sec. 1111 et seq. SACS 3010	Yes
<b>Title II, Part A (Supporting Effective Instruction)</b> ESEA Sec. 2104 SACS 4035	Yes
<b>Title III English Learner</b> ESEA Sec. 3102 SACS 4203	No
<b>Title III Immigrant</b> ESEA Sec. 3102 SACS 4201	No
<b>Title IV, Part A (Student and School Support)</b> ESSA Sec. 4101 SACS 4127	Yes

**\*\*\*Warning\*\*\***

The data in this report may be protected by the Family Educational Rights and Privacy Act (FERPA) and other applicable data privacy laws. Unauthorized access or sharing of this data may constitute a violation of both state and federal law.

**2023–24 Substitute System for Time Accounting**

This certification may be used by auditors and by California Department of Education oversight personnel when conducting audits and sub-recipient monitoring of the substitute time-and-effort system. Approval is automatically granted when the local educational agency (LEA) submits and certifies this data collection.

**CDE Program Contact:**

Hilary Thomson, Fiscal Oversight and Support Office, [HThomson@cde.ca.gov](mailto:HThomson@cde.ca.gov), 916-323-0765

The LEA certifies that only eligible employees will participate in the substitute system and that the system used to document employee work schedules includes sufficient controls to ensure that the schedules are accurate.

Detailed information on documenting salaries and wages, including both substitute systems of time accounting, are described in Procedure 905 of the California School Accounting Manual posted on the web at <https://www.cde.ca.gov/fg/ac/sa/>.

2022–23 Request for authorization	No
LEA certifies that the following is a full disclosure of any known deficiencies with the substitute system or known challenges with implementing the system (Maximum 500 characters)	

**\*\*\*Warning\*\*\***

The data in this report may be protected by the Family Educational Rights and Privacy Act (FERPA) and other applicable data privacy laws. Unauthorized access or sharing of this data may constitute a violation of both state and federal law.

**California Department of Education**

**Consolidated Application**

California Connections Academy Northern California (39 68650 0125849)

Status: Draft  
 Saved by: LaChelle Carter  
 Date: 8/11/2023 10:10 AM

**2022–23 Title II, Part A Fiscal Year Expenditure Report, 12 Months**

A report of year-to-date expenditures by activity. Activity period covered is July 1, 2022 through June 30, 2023.

**CDE Program Contact:**

Alice Ng (Fiscal), Division Support Office, [ANg@cde.ca.gov](mailto:ANg@cde.ca.gov), 916-323-4636  
 Lisa Fassett (Program), Professional Learning Support & Monitoring Office, [LFassett@cde.ca.gov](mailto:LFassett@cde.ca.gov), 916-323-4963

2022–23 Title II, Part A allocation	\$41,185
Transferred–in amount	\$0
Transferred–out amount	\$0
2022–23 Total allocation	\$41,185

**Professional Development Expenditures**

Professional development for teachers	\$41,185
Professional development for administrators	\$0
Consulting/Professional services	\$0
Induction programs	\$0
Books and other supplies	\$0
Dues and membership	\$0
Travel and conferences	\$0

**Personnel and Other Authorized Activities**

Certificated personnel salaries	\$0
Classified personnel salaries	\$0
Employee benefits	\$0
Developing or improving an evaluation system	\$0
Recruitment activities	\$0
Retention activities	\$0
Class size reduction	\$0

**Program Expenditures**

Direct administrative costs	\$0
Indirect costs	\$0
Equitable services for nonprofit private schools	\$0
Total expenditures	\$41,185
2022–23 Unspent funds	\$0

**\*\*\*Warning\*\*\***

The data in this report may be protected by the Family Educational Rights and Privacy Act (FERPA) and other applicable data privacy laws. Unauthorized access or sharing of this data may constitute a violation of both state and federal law.

## 2022–23 Homeless Education Policy, Requirements, and Implementation

The purpose of this data collection is to meet federal requirements specified in 42 United States Code 11431 et seq. (Education for Homeless Children and Youths Act) and some federal requirements in Title I, Part A of the Elementary and Secondary Education Act (ESEA). This collection includes monitoring local educational agencies (LEAs) and their compliance with key provisions of the Education for Homeless Children and Youths Act including the collection of contact information for each required designated LEA’s homeless liaison.

### CDE Program Contact:

Leanne Wheeler, Integrated Student Support and Programs Office, [LWheeler@cde.ca.gov](mailto:LWheeler@cde.ca.gov), 916-319-0383  
 Karmina Barrales, Integrated Student Support and Programs Office, [KBarrales@cde.ca.gov](mailto:KBarrales@cde.ca.gov), 916-327-9692

## Homeless Education Certification

The LEA hereby assures that the LEA has met the following requirements:

1. Designated a staff person as the liaison for homeless children and youths;
2. Developed a written policy that supports the enrollment and retention of homeless children and youths in schools of the LEA which:
  - a) Includes policies and practices to ensure that homeless children and youths are not stigmatized or segregated on the basis of their status as homeless;
  - b) Includes a dispute resolution process;
  - c) Ensures that transportation is provided for a homeless child or youth to and from the school of origin if requested by the parent, guardian or homeless liaison;
3. Disseminated public notice of the educational rights of homeless children and youths where such children and youths receive services under the provisions of the Education for Homeless Children and Youths Act.

## Homeless Liaison Contact Information

Homeless liaison first name	Shannon
Homeless liaison last name	Doss
Homeless liaison title	Social Worker
Homeless liaison email address (Format: abc@xyz.zyx)	sdoss@calca.connectionsacademy.org
Homeless liaison telephone number (Format: 999-999-9999)	949-461-1667
Homeless liaison telephone extension	
Enter the full-time equivalent (FTE) for all personnel directly responsible for the implementation of homeless education (Format: 0.00)	0.08

## Homeless Liaison Training Information

**\*\*\*Warning\*\*\***

The data in this report may be protected by the Family Educational Rights and Privacy Act (FERPA) and other applicable data privacy laws. Unauthorized access or sharing of this data may constitute a violation of both state and federal law.

**California Department of Education****Consolidated Application**

California Connections Academy Northern California (39 68650 0125849)

Status: Draft  
Saved by: LaChelle Carter  
Date: 8/11/2023 9:58 AM**2022–23 Homeless Education Policy, Requirements, and Implementation**

The purpose of this data collection is to meet federal requirements specified in 42 United States Code 11431 et seq. (Education for Homeless Children and Youths Act) and some federal requirements in Title I, Part A of the Elementary and Secondary Education Act (ESEA). This collection includes monitoring local educational agencies (LEAs) and their compliance with key provisions of the Education for Homeless Children and Youths Act including the collection of contact information for each required designated LEA's homeless liaison.

**CDE Program Contact:**

Leanne Wheeler, Integrated Student Support and Programs Office, [LWheeler@cde.ca.gov](mailto:LWheeler@cde.ca.gov), 916-319-0383  
Karmina Barrales, Integrated Student Support and Programs Office, [KBarrales@cde.ca.gov](mailto:KBarrales@cde.ca.gov), 916-327-9692

Has the homeless liaison attended and/or participated in a homeless education liaison training within the last two years	Yes
Has the homeless liaison provided training to the following personnel:	
Principals and other school leaders	Yes
Attendance officers and registrars	Yes
Teachers and instructional assistants	Yes
School counselors	Yes

**Homeless Education Policy and Requirements**

Does the LEA have a written homeless education policy	Yes
No policy comment	
Provide an explanation why the LEA does not have a homeless education policy. (Maximum 500 characters)	
Date LEA's board approved the homeless education policy	05/24/2022
Does the LEA meet the above federal requirements	Yes
Compliance comment	
Provide an explanation why the LEA does not comply with federal requirements. (Maximum 500 characters)	

**Housing Questionnaire Identifying Homeless Children**

Does your LEA use a housing questionnaire to assist with the identification of homeless children and youth	Yes
Does the housing questionnaire include best practices, rights, and protections afforded to homeless children and youth	Yes
Is the housing questionnaire made available in paper form	No
Did your LEA administer the housing questionnaire to all student body during the school year	Yes

**Title I, Part A Homeless Expenditures**

2022–23 Title I, Part A LEA allocation	\$245,391
2022–23 Title I, Part A direct or indirect services to homeless children reservation	\$314

**\*\*\*Warning\*\*\***

The data in this report may be protected by the Family Educational Rights and Privacy Act (FERPA) and other applicable data privacy laws. Unauthorized access or sharing of this data may constitute a violation of both state and federal law.



**2022–23 Homeless Education Policy, Requirements, and Implementation**

The purpose of this data collection is to meet federal requirements specified in 42 United States Code 11431 et seq. (Education for Homeless Children and Youths Act) and some federal requirements in Title I, Part A of the Elementary and Secondary Education Act (ESEA). This collection includes monitoring local educational agencies (LEAs) and their compliance with key provisions of the Education for Homeless Children and Youths Act including the collection of contact information for each required designated LEA’s homeless liaison.

**CDE Program Contact:**

Leanne Wheeler, Integrated Student Support and Programs Office, [LWheeler@cde.ca.gov](mailto:LWheeler@cde.ca.gov), 916-319-0383  
 Karmina Barrales, Integrated Student Support and Programs Office, [KBarrales@cde.ca.gov](mailto:KBarrales@cde.ca.gov), 916-327-9692

Amount of 2022–23 Title I, Part A funds expended or encumbered for direct or indirect services for homeless children	\$314
Homeless services provided  (Maximum 500 characters)	Assistance with prompt enrollment and placement, support from counselors, and resources provided to family as applicable. A liaison is assigned to assist with identification, enrollment and ongoing support of homeless students. Some students may receive printed materials, school supplies and/or extra support for internet service.
No expenditures or encumbrances comment  Provide an explanation why there are no Title I, Part A expenditures or encumbrances for homeless services. (Maximum 500 characters)	

**\*\*\*Warning\*\*\***

The data in this report may be protected by the Family Educational Rights and Privacy Act (FERPA) and other applicable data privacy laws. Unauthorized access or sharing of this data may constitute a violation of both state and federal law.

**California Department of Education****Consolidated Application**

California Connections Academy Northern California (39 68650 0125849)

Status: Draft  
Saved by: LaChelle Carter  
Date: 8/11/2023 9:54 AM**2021–22 Title II, Part A Fiscal Year Expenditure Report, 24 Months**

A report of year-to-date expenditures by activity. Activity period covered is July 1, 2021 through June 30, 2023.

**CDE Program Contact:**Alice Ng (Fiscal), Division Support Office, [ANg@cde.ca.gov](mailto:ANg@cde.ca.gov), 916-323-4636Lisa Fassett (Program), Professional Learning Support & Monitoring Office, [LFassett@cde.ca.gov](mailto:LFassett@cde.ca.gov), 916-323-4963

2021–22 Title II, Part A allocation	\$36,162
Transferred–in amount	\$0
Transferred–out amount	\$0
2021–22 Total allocation	\$36,162

**Professional Development Expenditures**

Professional development for teachers	\$36,162
Professional development for administrators	\$0
Consulting/Professional services	\$0
Induction programs	\$0
Books and other supplies	\$0
Dues and membership	\$0
Travel and conferences	\$0

**Personnel and Other Authorized Activities**

Certificated personnel salaries	\$0
Classified personnel salaries	\$0
Employee benefits	\$0
Developing or improving an evaluation system	\$0
Recruitment activities	\$0
Retention activities	\$0
Class size reduction	\$0

**Program Expenditures**

Direct administrative costs	\$0
Indirect costs	\$0
Equitable services for nonprofit private schools	\$0
Total expenditures	\$36,162
2021–22 Unspent funds	\$0

**\*\*\*Warning\*\*\***

The data in this report may be protected by the Family Educational Rights and Privacy Act (FERPA) and other applicable data privacy laws. Unauthorized access or sharing of this data may constitute a violation of both state and federal law.

California Connections Academy Central Valley (54 71803 0112458)

Status: Certified  
 Saved by: LaChelle Carter  
 Date: 8/11/2023 5:30 AM

**2023–24 Certification of Assurances**

Submission of Certification of Assurances is required every fiscal year. A complete list of legal and program assurances for the fiscal year can be found at <https://www.cde.ca.gov/fg/aa/co/ca21assurancetoc.asp>.

**CDE Program Contact:**

Consolidated Application Support Desk, Education Data Office, [ConAppSupport@cde.ca.gov](mailto:ConAppSupport@cde.ca.gov), 916-319-0297

**Consolidated Application Certification Statement**

I hereby certify that all of the applicable state and federal rules and regulations will be observed by this applicant; that to the best of my knowledge the information contained in this application is correct and complete; and I agree to participate in the monitoring process regarding the use of these funds according to the standards and criteria set forth by the California Department of Education Federal Program Monitoring (FPM) Office. Legal assurances for all programs are accepted as the basic legal condition for the operation of selected projects and programs and copies of assurances are retained on site. I certify that we accept all assurances except for those for which a waiver has been obtained or requested. A copy of all waivers or requests is on file. I certify that actual ink signatures for this form are on file.

Authorized Representative's Full Name	Frances Sassin
Authorized Representative's Signature	
Authorized Representative's Title	Director of Business Services
Authorized Representative's Signature Date	08/10/2023

**\*\*\*Warning\*\*\***

The data in this report may be protected by the Family Educational Rights and Privacy Act (FERPA) and other applicable data privacy laws. Unauthorized access or sharing of this data may constitute a violation of both state and federal law.

California Connections Academy Central Valley (54 71803 0112458)

Status: Draft  
 Saved by: LaChelle Carter  
 Date: 8/11/2023 5:30 AM

**2023–24 Protected Prayer Certification**

Every Student Succeeds Act (ESSA) Section 8524 specifies federal requirements regarding constitutionally protected prayer in public elementary and secondary schools. This form meets the annual requirement and provides written certification.

**CDE Program Contact:**

Miguel Cordova, Title I Policy, Program, and Support Office, [MCordova@cde.ca.gov](mailto:MCordova@cde.ca.gov), 916-319-0381

**Protected Prayer Certification Statement**

The local educational agency (LEA) hereby assures and certifies to the California State Board of Education that the LEA has no policy that prevents, or otherwise denies participation in, constitutionally protected prayer in public schools as set forth in the "Guidance on Constitutionally Protected Prayer in Public Elementary and Secondary Schools."

The LEA hereby assures that this page has been printed and contains an ink signature. The ink signature copy shall be made available to the California Department of Education upon request or as part of an audit, a compliance review, or a complaint investigation.

The authorized representative agrees to the above statement	Yes
Authorized Representative's Full Name	Richard Savage
Authorized Representative's Title	Superintendent
Authorized Representative's Signature Date	08/10/2023
Comment	
If the LEA is not able to certify at this time, then an explanation must be provided in the comment field. (Maximum 500 characters)	

**\*\*\*Warning\*\*\***

The data in this report may be protected by the Family Educational Rights and Privacy Act (FERPA) and other applicable data privacy laws. Unauthorized access or sharing of this data may constitute a violation of both state and federal law.

**2023–24 LCAP Federal Addendum Certification**

**CDE Program Contact:**

Local Agency Systems Support Office, [LCAPAddendum@cde.ca.gov](mailto:LCAPAddendum@cde.ca.gov), 916-323-5233

**Initial Application**

To receive initial funding under the Every Student Succeeds Act (ESSA), a local educational agency (LEA) must have a plan approved by the State Educational Agency on file with the State. Within California, LEAs that apply for ESSA funds for the first time are required to complete the Local Control and Accountability Plan (LCAP), the LCAP Federal Addendum Template (Addendum), and the Consolidated Application (ConApp). The LCAP, in conjunction with the Addendum and the ConApp, serve to meet the requirements of the ESSA LEA Plan.

In order to initially apply for funds, the LEA must certify that the current LCAP has been approved by the local governing board or governing body of the LEA. As part of this certification, the LEA agrees to submit the LCAP Federal Addendum, that has been approved by the local governing board or governing body of the LEA, to the California Department of Education (CDE) and acknowledges that the LEA agrees to work with the CDE to ensure that the Addendum addresses all required provisions of the ESSA programs for which they are applying for federal education funds.

**Returning Application**

If the LEA certified a prior year LCAP Federal Addendum Certification data collection form in the Consolidated Application and Reporting System, then the LEA may use in this form the same original approval or adoption date used in the prior year form.

<b>County Office of Education (COE) or District</b> For a COE, enter the original approval date as the day the CDE approved the current LCAP. For a district, enter the original approval date as the day the COE approved the current LCAP	
<b>Direct Funded Charter</b> Enter the adoption date of the current LCAP	06/28/2022
Authorized Representative's Full Name	Frances Sassin
Authorized Representative's Title	Director of Business Services

**\*\*\*Warning\*\*\***

The data in this report may be protected by the Family Educational Rights and Privacy Act (FERPA) and other applicable data privacy laws. Unauthorized access or sharing of this data may constitute a violation of both state and federal law.

## 2023–24 Application for Funding

**CDE Program Contact:**

Consolidated Application Support Desk, Education Data Office, [ConAppSupport@cde.ca.gov](mailto:ConAppSupport@cde.ca.gov), 916-319-0297

### Local Governing Board Approval

The local educational agency (LEA) is required to review and receive approval of their Application for Funding selections with their local governing board.

By checking this box the LEA certifies that the Local Board has approved the Application for Funding for the listed fiscal year	Yes
---	-----

### District English Learner Advisory Committee Review

Per Title 5 of the California Code of Regulations Section 11308, if your LEA has more than 50 English learners, then the LEA must establish a District English Learner Advisory Committee (DELAC) which shall review and advise on the development of the application for funding programs that serve English learners.

By checking this box the LEA certifies that parent input has been received from the District English Learner Committee (if applicable) regarding the spending of Title III funds for the listed fiscal year	Yes
---	-----

### Application for Categorical Programs

To receive specific categorical funds for a school year, the LEA must apply for the funds by selecting Yes below. Only the categorical funds that the LEA is eligible to receive are displayed.

<b>Title I, Part A (Basic Grant)</b> ESSA Sec. 1111 et seq. SACS 3010	Yes
<b>Title II, Part A (Supporting Effective Instruction)</b> ESEA Sec. 2104 SACS 4035	Yes
<b>Title III English Learner</b> ESEA Sec. 3102 SACS 4203	No
<b>Title III Immigrant</b> ESEA Sec. 3102 SACS 4201	No
<b>Title IV, Part A (Student and School Support)</b> ESSA Sec. 4101 SACS 4127	Yes

**\*\*\*Warning\*\*\***

The data in this report may be protected by the Family Educational Rights and Privacy Act (FERPA) and other applicable data privacy laws. Unauthorized access or sharing of this data may constitute a violation of both state and federal law.

**2023–24 Substitute System for Time Accounting**

This certification may be used by auditors and by California Department of Education oversight personnel when conducting audits and sub-recipient monitoring of the substitute time-and-effort system. Approval is automatically granted when the local educational agency (LEA) submits and certifies this data collection.

**CDE Program Contact:**

Hilary Thomson, Fiscal Oversight and Support Office, [HThomson@cde.ca.gov](mailto:HThomson@cde.ca.gov), 916-323-0765

The LEA certifies that only eligible employees will participate in the substitute system and that the system used to document employee work schedules includes sufficient controls to ensure that the schedules are accurate.

Detailed information on documenting salaries and wages, including both substitute systems of time accounting, are described in Procedure 905 of the California School Accounting Manual posted on the web at <https://www.cde.ca.gov/fg/ac/sa/>.

2022–23 Request for authorization	No
LEA certifies that the following is a full disclosure of any known deficiencies with the substitute system or known challenges with implementing the system (Maximum 500 characters)	

**\*\*\*Warning\*\*\***

The data in this report may be protected by the Family Educational Rights and Privacy Act (FERPA) and other applicable data privacy laws. Unauthorized access or sharing of this data may constitute a violation of both state and federal law.

**California Department of Education**

**Consolidated Application**

California Connections Academy Central Valley (54 71803 0112458)

Status: Draft  
 Saved by: LaChelle Carter  
 Date: 8/11/2023 5:51 AM

**2022–23 Title II, Part A Fiscal Year Expenditure Report, 12 Months**

A report of year-to-date expenditures by activity. Activity period covered is July 1, 2022 through June 30, 2023.

**CDE Program Contact:**

Alice Ng (Fiscal), Division Support Office, [ANg@cde.ca.gov](mailto:ANg@cde.ca.gov), 916-323-4636  
 Lisa Fassett (Program), Professional Learning Support & Monitoring Office, [LFassett@cde.ca.gov](mailto:LFassett@cde.ca.gov), 916-323-4963

2022–23 Title II, Part A allocation	\$22,565
Transferred–in amount	\$0
Transferred–out amount	\$0
2022–23 Total allocation	\$22,565

**Professional Development Expenditures**

Professional development for teachers	\$22,565
Professional development for administrators	\$0
Consulting/Professional services	\$0
Induction programs	\$0
Books and other supplies	\$0
Dues and membership	\$0
Travel and conferences	\$0

**Personnel and Other Authorized Activities**

Certificated personnel salaries	\$0
Classified personnel salaries	\$0
Employee benefits	\$0
Developing or improving an evaluation system	\$0
Recruitment activities	\$0
Retention activities	\$0
Class size reduction	\$0

**Program Expenditures**

Direct administrative costs	\$0
Indirect costs	\$0
Equitable services for nonprofit private schools	\$0
Total expenditures	\$22,565
2022–23 Unspent funds	\$0

**\*\*\*Warning\*\*\***

The data in this report may be protected by the Family Educational Rights and Privacy Act (FERPA) and other applicable data privacy laws. Unauthorized access or sharing of this data may constitute a violation of both state and federal law.



## 2022–23 Homeless Education Policy, Requirements, and Implementation

The purpose of this data collection is to meet federal requirements specified in 42 United States Code 11431 et seq. (Education for Homeless Children and Youths Act) and some federal requirements in Title I, Part A of the Elementary and Secondary Education Act (ESEA). This collection includes monitoring local educational agencies (LEAs) and their compliance with key provisions of the Education for Homeless Children and Youths Act including the collection of contact information for each required designated LEA’s homeless liaison.

### CDE Program Contact:

Leanne Wheeler, Integrated Student Support and Programs Office, [LWheeler@cde.ca.gov](mailto:LWheeler@cde.ca.gov), 916-319-0383  
 Karmina Barrales, Integrated Student Support and Programs Office, [KBarrales@cde.ca.gov](mailto:KBarrales@cde.ca.gov), 916-327-9692

## Homeless Education Certification

The LEA hereby assures that the LEA has met the following requirements:

1. Designated a staff person as the liaison for homeless children and youths;
2. Developed a written policy that supports the enrollment and retention of homeless children and youths in schools of the LEA which:
  - a) Includes policies and practices to ensure that homeless children and youths are not stigmatized or segregated on the basis of their status as homeless;
  - b) Includes a dispute resolution process;
  - c) Ensures that transportation is provided for a homeless child or youth to and from the school of origin if requested by the parent, guardian or homeless liaison;
3. Disseminated public notice of the educational rights of homeless children and youths where such children and youths receive services under the provisions of the Education for Homeless Children and Youths Act.

## Homeless Liaison Contact Information

Homeless liaison first name	Shanno
Homeless liaison last name	Doss
Homeless liaison title	Social Worker
Homeless liaison email address (Format: abc@xyz.zyx)	sdoss@calca.connectionsacademy.org
Homeless liaison telephone number (Format: 999-999-9999)	949-461-1667
Homeless liaison telephone extension	
Enter the full-time equivalent (FTE) for all personnel directly responsible for the implementation of homeless education (Format: 0.00)	0.04

## Homeless Liaison Training Information

**\*\*\*Warning\*\*\***

The data in this report may be protected by the Family Educational Rights and Privacy Act (FERPA) and other applicable data privacy laws. Unauthorized access or sharing of this data may constitute a violation of both state and federal law.

**California Department of Education****Consolidated Application**

California Connections Academy Central Valley (54 71803 0112458)

Status: Draft  
Saved by: LaChelle Carter  
Date: 8/11/2023 5:28 AM**2022–23 Homeless Education Policy, Requirements, and Implementation**

The purpose of this data collection is to meet federal requirements specified in 42 United States Code 11431 et seq. (Education for Homeless Children and Youths Act) and some federal requirements in Title I, Part A of the Elementary and Secondary Education Act (ESEA). This collection includes monitoring local educational agencies (LEAs) and their compliance with key provisions of the Education for Homeless Children and Youths Act including the collection of contact information for each required designated LEA's homeless liaison.

**CDE Program Contact:**

Leanne Wheeler, Integrated Student Support and Programs Office, [LWheeler@cde.ca.gov](mailto:LWheeler@cde.ca.gov), 916-319-0383  
Karmina Barrales, Integrated Student Support and Programs Office, [KBarrales@cde.ca.gov](mailto:KBarrales@cde.ca.gov), 916-327-9692

Has the homeless liaison attended and/or participated in a homeless education liaison training within the last two years	Yes
Has the homeless liaison provided training to the following personnel:	
Principals and other school leaders	Yes
Attendance officers and registrars	Yes
Teachers and instructional assistants	Yes
School counselors	Yes

**Homeless Education Policy and Requirements**

Does the LEA have a written homeless education policy	Yes
No policy comment	
Provide an explanation why the LEA does not have a homeless education policy. (Maximum 500 characters)	
Date LEA's board approved the homeless education policy	05/24/2022
Does the LEA meet the above federal requirements	Yes
Compliance comment	
Provide an explanation why the LEA does not comply with federal requirements. (Maximum 500 characters)	

**Housing Questionnaire Identifying Homeless Children**

Does your LEA use a housing questionnaire to assist with the identification of homeless children and youth	Yes
Does the housing questionnaire include best practices, rights, and protections afforded to homeless children and youth	Yes
Is the housing questionnaire made available in paper form	No
Did your LEA administer the housing questionnaire to all student body during the school year	Yes

**Title I, Part A Homeless Expenditures**

2022–23 Title I, Part A LEA allocation	\$145,241
2022–23 Title I, Part A direct or indirect services to homeless children reservation	\$141

**\*\*\*Warning\*\*\***

The data in this report may be protected by the Family Educational Rights and Privacy Act (FERPA) and other applicable data privacy laws. Unauthorized access or sharing of this data may constitute a violation of both state and federal law.

**2022–23 Homeless Education Policy, Requirements, and Implementation**

The purpose of this data collection is to meet federal requirements specified in 42 United States Code 11431 et seq. (Education for Homeless Children and Youths Act) and some federal requirements in Title I, Part A of the Elementary and Secondary Education Act (ESEA). This collection includes monitoring local educational agencies (LEAs) and their compliance with key provisions of the Education for Homeless Children and Youths Act including the collection of contact information for each required designated LEA’s homeless liaison.

**CDE Program Contact:**

Leanne Wheeler, Integrated Student Support and Programs Office, [LWheeler@cde.ca.gov](mailto:LWheeler@cde.ca.gov), 916-319-0383  
 Karmina Barrales, Integrated Student Support and Programs Office, [KBarrales@cde.ca.gov](mailto:KBarrales@cde.ca.gov), 916-327-9692

Amount of 2022–23 Title I, Part A funds expended or encumbered for direct or indirect services for homeless children	\$141
Homeless services provided  (Maximum 500 characters)	Assistance with prompt enrollment and placement, support from counselors, and resources provided to family as applicable. A liaison is assigned to assist with identification, enrollment and ongoing support of homeless students. Some students may receive printed materials, school supplies and/or extra support for internet service.
No expenditures or encumbrances comment  Provide an explanation why there are no Title I, Part A expenditures or encumbrances for homeless services. (Maximum 500 characters)	

**\*\*\*Warning\*\*\***

The data in this report may be protected by the Family Educational Rights and Privacy Act (FERPA) and other applicable data privacy laws. Unauthorized access or sharing of this data may constitute a violation of both state and federal law.

**California Department of Education**

**Consolidated Application**

California Connections Academy Central Valley (54 71803 0112458)

Status: Draft  
 Saved by: LaChelle Carter  
 Date: 8/11/2023 4:52 AM

**2021–22 Title II, Part A Fiscal Year Expenditure Report, 24 Months**

A report of year-to-date expenditures by activity. Activity period covered is July 1, 2021 through June 30, 2023.

**CDE Program Contact:**

Alice Ng (Fiscal), Division Support Office, [ANg@cde.ca.gov](mailto:ANg@cde.ca.gov), 916-323-4636  
 Lisa Fassett (Program), Professional Learning Support & Monitoring Office, [LFassett@cde.ca.gov](mailto:LFassett@cde.ca.gov), 916-323-4963

2021–22 Title II, Part A allocation	\$21,420
Transferred–in amount	\$0
Transferred–out amount	\$0
2021–22 Total allocation	\$21,420

**Professional Development Expenditures**

Professional development for teachers	\$18,809
Professional development for administrators	\$0
Consulting/Professional services	\$0
Induction programs	\$0
Books and other supplies	\$0
Dues and membership	\$0
Travel and conferences	\$0

**Personnel and Other Authorized Activities**

Certificated personnel salaries	\$0
Classified personnel salaries	\$0
Employee benefits	\$0
Developing or improving an evaluation system	\$0
Recruitment activities	\$0
Retention activities	\$2,611
Class size reduction	\$0

**Program Expenditures**

Direct administrative costs	\$0
Indirect costs	\$0
Equitable services for nonprofit private schools	\$0
Total expenditures	\$21,420
2021–22 Unspent funds	\$0

**\*\*\*Warning\*\*\***

The data in this report may be protected by the Family Educational Rights and Privacy Act (FERPA) and other applicable data privacy laws. Unauthorized access or sharing of this data may constitute a violation of both state and federal law.

## Coversheet

### Approval of Benjamin Hartelt as New Member of the CalOPS Board of Directors (attached)

**Section:** V. Action Items  
**Item:** A. Approval of Benjamin Hartelt as New Member of the CalOPS Board of Directors (attached)  
**Purpose:** Vote  
**Submitted by:**  
**Related Material:** BIM - Ben Hartelt Board Member Approval .pdf



## Board Information Memo

---

**SUBJECT: Approval of Ben Hartelt as New Member of the CalOPS Board of Directors**

---

**Category:** General Approval

**Date:** 08.29.23

**Reason for Board Consideration:** New Board Member Review

**Decision Type:** Action Item

---

**Background (Brief Summary of Background Information):**

Melissa Nunez had to step down from the Board earlier this year due to some personal scheduling conflicts that would not allow her the time to devote to the Board. Since learning of this, we as the leadership team here at CalOPS have been working hard to find a replacement that holds the values of our school and aligns with our mission and vision. We have found such a person that we would like to bring to you at the next board meeting on Tuesday, 09/05.

Ben Hartelt has met with several members of our Executive Leadership Team and we believe is an excellent fit. Ben and Richard actually had the opportunity to work together while Richard was the Principal at Calistoga Jr/Sr High School. He also had the chance to work with High School Principal Kara Mannix while there as well. We believe him to be a very caring teacher that simply wants to inspire young minds.

**Rationale (Why is this important and why is this coming to the Board):**

Maintaining an odd number of Board Members is important to a Board of Directors. We currently have 6 active members of the Board of Directors and the addition of Mr. Hartlet will bring the number to 7. Ben Hartlet is an educator who lives within the boundaries of our North Bay Charter.

**Evidence of Due Diligence:** See above.

**Fiscal Impact:** N/A

**Potential Conflicts of Interest:** N/A

**Recommendation/Board Action:**

Approval: "Recommendation to Approve Ben Hartelt as a member of the CalOPS Board of Directors Board Class 1 to a three year term that expires at the end of the 25/26 school year.

**Prepared/Recommended/Approved By:**

Dan Hertzler, Director of Business Services

# Coversheet

## Approval of Declaration of Need for Fully Qualified Educators (attached)

<b>Section:</b>	V. Action Items
<b>Item:</b> (attached)	B. Approval of Declaration of Need for Fully Qualified Educators
<b>Purpose:</b>	Vote
<b>Submitted by:</b>	
<b>Related Material:</b>	California Connections Academy 2023-2024 Form CL500.pdf



State of California  
Commission on Teacher Credentialing  
Certification Division  
1900 Capitol Avenue  
Sacramento, CA 95811-4213

Email: [credentials@ctc.ca.gov](mailto:credentials@ctc.ca.gov)  
Website: [www.ctc.ca.gov](http://www.ctc.ca.gov)

### DECLARATION OF NEED FOR FULLY QUALIFIED EDUCATORS

Original Declaration of Need for year: 2023  
Revised Declaration of Need for year: \_\_\_\_\_

#### FOR SERVICE IN A SCHOOL DISTRICT OR DISTRICT/COUNTY AUTHORIZED CHARTER SCHOOL

Name of District or Charter: California Connections Academy Schools District CDS Code: 66464-0106765  
Name of County: Orange County CDS Code: 30

By submitting this annual declaration, the district is certifying the following:


- A diligent search, as defined below, to recruit a fully prepared teacher for the assignment(s) was made
- If a suitable fully prepared teacher is not available to the school district, the district will make a reasonable effort to recruit based on the priority stated below

The governing board/body of the school district or charter school specified above adopted a declaration at a regularly scheduled public meeting held on 9/5/2023 certifying that there is an insufficient number of certificated persons who meet the district's specified employment criteria for the position(s) listed on the attached form. The attached form was part of the agenda, and the declaration did NOT appear as part of a consent calendar.

► **Enclose a copy of the board agenda item**

With my signature below, I verify that the item was acted upon favorably by the board. The declaration shall remain in force until June 30, 2024.

Submitted by (Superintendent, Board Secretary, or Designee):

Richard Savage  Superintendent  
*Name* *Signature* *Title*

949-240-7895 949-461-1667 8/24/23  
*Fax Number* *Telephone Number* *Date*

33272 Valle Rd, San Juan Capistrano, CA 92675  
*Mailing Address*

rsavage@calca.connectionsacademy.org  
*E-Mail Address*

#### FOR SERVICE IN A COUNTY OFFICE OF EDUCATION, STATE AGENCY OR NONPUBLIC SCHOOL AGENCY

Name of County \_\_\_\_\_ County CDS Code \_\_\_\_\_

Name of State Agency \_\_\_\_\_

Name of NPS/NPA \_\_\_\_\_ County of Location \_\_\_\_\_



The Superintendent of the County Office of Education or the Director of the State Agency or the Director of the NPS/NPA specified above adopted a declaration on \_\_\_/\_\_\_/\_\_\_, at least 72 hours following his or her public announcement that such a declaration would be made, certifying that there is an insufficient number of certificated persons who meet the county's, agency's or school's specified employment criteria for the position(s) listed on the attached form.

The declaration shall remain in force until June 30, \_\_\_\_\_.

► **Enclose a copy of the public announcement**

Submitted by Superintendent, Director, or Designee:

Name	Signature	Title
Fax Number	Telephone Number	Date
Mailing Address		
EMail Address		

- *This declaration must be on file with the Commission on Teacher Credentialing before any emergency permits will be issued for service with the employing agency*

**AREAS OF ANTICIPATED NEED FOR FULLY QUALIFIED EDUCATORS**

Based on the previous year's actual needs and projections of enrollment, please indicate the number of emergency permits the employing agency estimates it will need in each of the identified areas during the valid period of this Declaration of Need for Fully Qualified Educators. This declaration shall be valid only for the type(s) and subjects(s) identified below.

This declaration must be revised by the employing agency when the total number of emergency permits applied for exceeds the estimate by ten percent. Board approval is required for a revision.

<b>Type of Emergency Permit</b>	<b>Estimated Number Needed</b>
CLAD/English Learner Authorization (applicant already holds teaching credential)	10 _____
Bilingual Authorization (applicant already holds teaching credential)	0 _____
List target language(s) for bilingual authorization: _____	
Resource Specialist	0 _____
Teacher Librarian Services	0 _____
Emergency Transitional Kindergarten (ETK)	2 _____

**LIMITED ASSIGNMENT PERMITS**

Limited Assignment Permits may only be issued to applicants holding a valid California teaching credential based on a baccalaureate degree and a professional preparation program including student teaching.

Based on the previous year’s actual needs and projections of enrollment, please indicate the number of Limited Assignment Permits the employing agency estimates it will need in the following areas. Additionally, for the Single Subject Limited Assignment Permits estimated, please include the authorization(s) which will be requested:

TYPE OF LIMITED ASSIGNMENT PERMIT	ESTIMATED NUMBER NEEDED
Multiple Subject	2
Single Subject	7
Special Education	5
<b>TOTAL</b>	<b>14</b>

**Authorizations for Single Subject Limited Assignment Permits**

SUBJECT	ESTIMATED NUMBER NEEDED	SUBJECT	ESTIMATED NUMBER NEEDED
Agriculture		Mathematics	3
Art		Music	
Business		Physical Education	
Dance		Science: Biological Sciences	
English		Science: Chemistry	2
Foundational-Level Math		Science: Geoscience	1
Foundational-Level Science	1	Science: Physics	
Health		Social Science	
Home Economics		Theater	
Industrial & Technology Education		World Languages (specify)	

**EFFORTS TO RECRUIT CERTIFIED PERSONNEL**

The employing agency declares that it has implemented in policy and practices a process for conducting a diligent search that includes, but is not limited to, distributing job announcements, contacting college and university placement centers, advertising in local newspapers, exploring incentives included in the Teaching as a Priority Block Grant (refer to [www.cde.ca.gov](http://www.cde.ca.gov) for details), participating in state and regional recruitment centers and participating in job fairs in California.

If a suitable fully prepared teacher is not available to the school district, the district made reasonable efforts to recruit an individual for the assignment, in the following order:

- A candidate who qualifies and agrees to participate in an approved internship program in the region of the school district
- An individual who is scheduled to complete initial preparation requirements within six months

**EFFORTS TO CERTIFY, ASSIGN, AND DEVELOP FULLY QUALIFIED PERSONNEL**

Has your agency established a District Intern program?  Yes  No

If no, explain. \_\_\_\_\_

Does your agency participate in a Commission-approved college or university internship program?  Yes  No

If yes, how many interns do you expect to have this year? 2 to 3

If yes, list each college or university with which you participate in an internship program.

Chico State School of Social Work, University of LaVerne (ULV), National University (NU)

\_\_\_\_\_  
\_\_\_\_\_

If no, explain why you do not participate in an internship program.

\_\_\_\_\_  
\_\_\_\_\_

# Coversheet

## Pearson Virtual Schools Update

**Section:** VI. Information Items  
**Item:** A. Pearson Virtual Schools Update  
**Purpose:** FYI  
**Submitted by:**  
**Related Material:** CalCA Quarterly Metrics Board Report\_SY 2223\_RP4.pdf



## PERIOD 4 KEY SCHOOL METRICS 2022-2023

---

Pearson Virtual Schools (PVS) works with leadership teams, teachers, and other staff members of the schools it supports to continuously improve student achievement. The Customer Success Partner (CSP) team works to support schools through School Improvement Planning, Advisory Committees, Professional Learning Communities (PLCs), and weekly communication with each school's leader to support all stakeholders working through the daily challenges of successful school operations.

Common operational trends in these school-based efforts are monitored across all schools with priorities placed on the metrics summarized below. These metrics are timely, and align with both the school year cycle, and align to the Core Standards for Teaching and Learning, a guide of best practices and recommendations for a Connections Academy school. The Core Standards group teacher and school operational tasks into these more broadly defined categories:

- **Professional Responsibilities:** Second semester "final" core course passing rates (course completion) for all students and IEP only, and cohort results.
- **Instructional Expertise:** Summary of Connections-offered professional learning sessions.
- **Quality Instruction:** Student and Learning Coach contacts.
- **Student Engagement:** On time and completed Welcome Calls, student, completed end of year contacts, during school year withdrawals, and Curriculum Based Assessment (CBA) completion.
- **Data Driven Instruction:** completion of Math and ELA Post-Test benchmark assessments.
- **School Operations:** teacher and student intent to return.

Reporting Period 4 encompasses the time between March 31st, 2023, and June 30<sup>th</sup>, 2023. The metrics shown here are compared with a group of other Connections Academy schools – aggregated to give some context without sharing every school's data. There are not truly "comparable schools," but we have grouped them by student start date noted in the tables by "Group," and, also by size (small 0-799, medium 800-2999, large 3000-5499, x-large 5500+ students). Additionally, year over year comparison data is provided where available to highlight specific trends. Many other factors contribute to and should be considered when evaluating successful school operations (age of the school, its rate of growth, its funding per pupil, enrollment caps and/or other rules affecting student demographics, etc.); that information is not provided in this report.



## Professional Responsibilities

	ELA Course Pass Rates			Math Course Pass Rates		
	<i>K-5</i>	<i>6-8</i>	<i>9-12</i>	<i>K-5</i>	<i>6-8</i>	<i>9-12</i>
CALCA 2023	88%	87%	83%	86%	75%	87%
CALCA 2022	95%	76%	86%	93%	75%	79%
X-Large Avg.	93%	90%	86%	87%	78%	83%
Group 3 Avg.	93%	88%	83%	89%	79%	83%
Connections Avg.	94%	88%	86%	91%	81%	84%
	Science Course Pass Rates			Social Studies Course Pass Rates		
	<i>K-5</i>	<i>6-8</i>	<i>9-12</i>	<i>K-5</i>	<i>6-8</i>	<i>9-12</i>
CALCA 2023	90%	85%	89%	89%	75%	88%
CALCA 2022	90%	83%	85%	88%	83%	83%
X-Large Avg.	95%	91%	89%	94%	88%	89%
Group 3 Avg.	94%	88%	87%	94%	87%	85%
Connections Avg.	95%	90%	88%	94%	88%	88%

- Second semester “core” course passing rates for all students** - This shows the second semester “core” courses final pass rates, broken down by grade bands; K-5, 6-8 and 9-12. Course completion plays a key role in school graduation rates and reteach, relearn policies to help students demonstrate mastery of standards and are part of a successful school’s core operating principles.

	IEP ELA Course Pass Rates			IEP Math Course Pass Rates		
	<i>K-5</i>	<i>6-8</i>	<i>9-12</i>	<i>K-5</i>	<i>6-8</i>	<i>9-12</i>
CALCA 2022	83%	78%	70%	80%	70%	75%
CALCA 2023	81%	82%	64%	80%	70%	69%
X-Large Avg.	91%	88%	83%	85%	76%	82%
Group 3 Avg.	87%	84%	75%	80%	71%	74%
Connections Avg.	90%	86%	81%	86%	76%	80%
	IEP Science Course Pass Rates			IEP Social Studies Course Pass Rates		
	<i>K-5</i>	<i>6-8</i>	<i>9-12</i>	<i>K-5</i>	<i>6-8</i>	<i>9-12</i>
CALCA 2022	88%	75%	76%	84%	71%	82%
CALCA 2023	85%	77%	72%	83%	75%	71%



X-Large Avg.	94%	87%	88%	92%	85%	87%
Group 3 Avg.	87%	82%	83%	87%	80%	77%
Connections Avg.	91%	86%	85%	91%	84%	83%

- Second semester “core” course passing rates for students with Individual Education Plans (IEP) –**  
 This shows the second semester “core” courses final pass rates for students with an IEP, broken down by grade bands; K-5, 6-8 and 9-12. Course completion plays a key role in school graduation rates and reteach, relearn policies to help students demonstrate mastery of standards and are part of a successful school’s core operating principles.

	4 HS Cohorts % On Track	2023	2024	2025	2026
CALCA 2023	61%	59%	55%	57%	75%
Connections Avg.	62%	66%	56%	59%	68%

- Cohort Summary Report – HS Cohorts % On Track –** Average metrics of 4 active cohorts for the current school year. (Classes of 2023, 2024, 2025, and 2026). The graduation rate is the percentage of students in the cohort that are on track to graduate within the 4-year period, including the summer after senior year. For each cohort it’s (# EOY Grad Status = Early or On Time) / (All Students Ever Enrolled in the Cohort and not Validated by State as Excluded from Denominator). This is now a standard key metric in addition to being a school focus goal.

## Instructional Expertise

- Professional Learning Sessions Offered –** Pearson Virtual Schools has offered an extensive professional learning program for the last several years. Last year, overviews shared with Boards demonstrated a commitment to flexibility and meeting the unique needs of individual teachers. The Professional Learning course features a calendar for teachers to choose sessions most relevant to their needs and level of experience in the virtual environment and Pearson Online Classroom.
  - Professional Learning Opportunities offered for Teachers in Reporting Period 4*
    - School Year Cycle – End of Year Tasks*
    - The Science of Reading and Dyslexia*
    - Instructional Fireside Chats*
    - FERPA Training*
    - Records Management Training*
    - Best Practices in Creating Custom Assessments*
    - Writing Development through the Year*



- *Power BI*
- *Year-Long Opportunities*
  - *Communities of Practice – ELA, Math, Enrollment, State Reporting*
  - *Counseling and Social Workers*
  - *Special Education and 504 Coordinators*
  - *Boots on the Ground Sessions*

## Quality Instruction

	Student Contacts Met	LC Contacts Met
CALCA 2023	99%	89%
CALCA 2022	100%	77%
X-Large Avg.	92%	82%
Group 3 Avg.	94%	80%
Connections Avg.	90%	79%

- **Student & LC Contacts Met** – Although much contact happens in other ways (webmail, LiveLesson recording, etc.), PVS recommends a targeted synchronous contact between teachers and students every 14 days. Additionally, an expectation of at least 3 annual contacts with the Learning Coach is considered a Core Standard. The metrics here are reporting the % of students with an individual synchronous contact within the last 14 days for the student and at least 3 phone contacts have occurred with the Learning Coach by the end of reporting period 4.

## Student Engagement

	On Time Welcome Calls	Welcome Calls Complete	EOY Contacts-Met	DSY WD	CBA "Met" K-8	CBA "Met" 9-12
CALCA 2023	97%	99%	94%	16%	97%	52%
CALCA 2022	96%	100%	93%	14%	99%	62%
X-Large Avg.	92%	99%	96%	19%	79%	72%
Group 3 Avg.	89%	99%	84%	18%	71%	64%
Connections Avg.	91%	99%	91%	20%	76%	72%

- **Students receiving a Welcome Call on time, and total Welcome Calls complete** – Welcome Calls to students by teachers (or designated school staff members) have been shown to correlate strongly with prolonged student enrollment and parent satisfaction; a Welcome Call is “on time” if completed within 7 calendar days of enrollment. Even with a significant increase in overall





enrollment, schools worked hard to ensure that 94% of welcome calls were completed on time. The target for this metric is set to 95% because some students who enroll never engage but cannot be immediately withdrawn due to truancy and other non-compliance processes

- **End of Year Contacts Met** – As part of the school year cycle communication process at each school, teachers complete an End of Year call with all students prior to the last day of school. During this call, teachers discuss recommended placement, suggest ways to prevent summer learning loss, and attempt to help families finalize their plans for returning the next school year.
- **During School Year Withdrawals** – This shows % of students who enrolled, engaged for at least 5 school days, and subsequently withdrew this school year. Withdrawal rates are typically higher than in traditional brick and mortar schools, and differences between Connections Academy schools can be a result of several factors.
- **Students with CBAs Met** – Connections-supported schools use a minimum number of “curriculum-based assessments” (CBAs) as one way to ensure student learning is authentic. CBAs are usually 1:1 phone call and/or Livelessons, using webcams and microphone capabilities, during which a teacher probes the student’s understanding of a specific part of the curriculum. This metric is the % of students at the school met these criteria by the end of reporting period 4.

## Data Driven Instruction

	ELA Benchmark Post-Test	Math Benchmark Post-Test
CALCA 2023	K-8 91% 9-12 96.8%	K-8 90% 9-12 96.7%
CALCA 2022	97%	97%
X-Large Avg.	83%	56%
Group 3 Avg.	65%	47%
Connections Avg.	65%	59%

- **Benchmark Assessment Participation** - Connections supported schools administer benchmark assessments three times a year – at the beginning of the year (pre-test), middle of the year (mid-test), and end of the year (post-test). This metric is the % of students at the school that participated in the Post-Test benchmark assessments.



## School Operations

	Teachers Returning	Eligible Students Returning
CALCA 2023	98%	88%
CALCA 2022	97%	88%
X-Large Avg.	97%	87%
Group 3 Avg.	97%	83%
Connections Avg.	96%	83%

- Percentage of teachers planning to return as of 4/1** – Each spring, teachers are asked to indicate if they intend to return to their teaching position for the next school year. 96% of teachers said “Yes” across Connections-supported schools, consistent with prior year. More teachers do leave between 4/1 and the beginning of the school year, but this is a useful early indicator of teacher retention.
- Percentage of students planning to return as of 6/30** – Each Spring, families are asked to indicate if they intend to return. 83% of students eligible to return (graduating seniors, for example, are not counted) replied “Yes”. This represents a 4% increase of students indicating to return from the prior year.

# Coversheet

## School Enhancement Target (SET) Update (attached)

**Section:** VI. Information Items  
**Item:** B. School Enhancement Target (SET) Update (attached)  
**Purpose:** FYI  
**Submitted by:**  
**Related Material:** Board meeting SET Data Review Q4 2223 .pdf

# School Enhancement Target (SET) Review Quarter 4 SY 22/23



# SET Goal Progress Monitoring

# School Enhancement Target (SET) Goals 22/23

---

## ✘ Grad Rate

Every 10 weeks, 68% of 12th grade students in their 4th year of high school will be on track for graduation.

## ✘ Academic

Every 10 weeks, 50% of PLC SMART goals (math and schoolwide) will be met.

## ✘ Engagement

Every 10 weeks, 90% of students will receive 5 successful contacts.





# Grad Rate

Every 10 weeks, 68% of 12th grade students in their 4th year of high school will be on track for graduation.



# All CalCA Schools 22/23 Grad Rate\*

School	Grad Rate <i>(estimated 4 year)</i>	Grad Rate <i>(estimated 5 year ACGR**)</i>
SoCal	77.93%	78.08%
NorCal	72.49%	73.08%
Central Valley	77.01%	77.27%
North Bay	<b>64.52%</b>	64.52%
Central Coast	100%	100%
Monterey Bay	71.23%	71.62%

\*Thank you Tiffany for working your magic to get us these estimated numbers!! (\*\*ACGR: Adjusted Cohort Graduation Rate)



# Project Success (PS) Update

Data Description	Q1 22/23	Q2 22/23	Q3 22/23	Q4 22/23
# of STs Enrolled	178	164	235	213
# of STs Passed All Courses	151	142	196	191
# of STs Passed 3 or more Courses	16	15	17	12
# of STs Passed No Courses	4	1	3	1
# of Courses Passed	733	770	928	986
# of Courses Failed	48	36	84	40
Pass Rate	94%	96%	92%	<b>96%</b>



# CalCA Summer School 2023 (High School)

Total number of Students	323
Total Courses Taken	707
Total Courses Passed	598
Total Courses Failed	107
Potential Summer Grads	19
Summer Grads	18
Pass Rate	83%



# Grad Rate: What We Learned and Next Steps

---

- x Waiting on actual Data Quest results...
- x Summer School continues to be strong
- x Our increased focus on our credit deficient students is working
- x Focus continues on how to keep students on cohort prior to their senior year through CHAMPS and Progress Monitoring Meetings (PMM).
- x Continue the focus on Project Success 11th and 12th grade students and continue to strengthen the program
- x Look more closely at individual schools grad rates.





# Academic

Every 10 weeks, 50% of PLC SMART goals (math and schoolwide) will be met.

# SMART Goal Data Q4

- Schoolwide PLCs:
  - 53.4% of SMART goals were met.
- Math PLCs:
  - 67.6% of SMART goals were met.





# Academic: What We Learned and Next Steps

---

- ✘ A continued focus on iReady and MAP data in PLC planning.
  - Continuing work to make i-Ready and MAP data actionable for teachers.
  - Summer Data Dig- Working toward more data driven SMART goals in all PLCs
- ✘ Continuing PLC meetings twice a month and PLC Lead meetings monthly.





# Engagement

Every 10 weeks, 90% of students will receive 5 successful contacts.

# Engagement Data - % of STs receiving 5 or more contacts in a 10 week period

CalCA	Q4 21/22	Q4 22/23
School Wide	95.9%	98.8%
Elementary	95.6%	98.8%
Middle	100%	100%
High	92.1%	97.7%

- The percentage of STs that received 5 or more contacts from April 28, 2023 through June 23, 2023. (Q4)





# Engagement Data - % of STs receiving 5 or more contacts in a 10 week period

CalCA	Q1 22/23	Q2 22/23	Q3 22/23	Q4 22/23
School Wide	97.7%	97.85%	99.30%	98.8%
Elementary	98.4%	99.03%	99.06%	98.8%
Middle	97.3%	97.00%	99.79%	100%
High	97.5%	97.53%	99.05%	97.7%

# Diagnostic 3 (Spring) - 22/23 SY Participation

i-Ready Reading

93.97%

i-Ready Math

93.31%

MAP Reading

96.8%

MAP Math

96.7%



# Engagement: What we learned and Next Steps

---

- ✘ Celebrate efforts!
- ✘ Keep the momentum going!
- ✘ Continued focus on iReady and MAP diagnostic participation and data
  - PLC SMART goals (Yay, Summer Data Dig!)
  - Synchronous iReady support
  - Targeted supplemental resources



# Thank you!!

