

# LCFF Budget Overview for Parents

Local Educational Agency (LEA) Name: Watsonville Prep School

CDS Code: 447724803189092032

School Year: 2022-23

LEA contact information:

Ami Ortiz

Director of Business & Finance

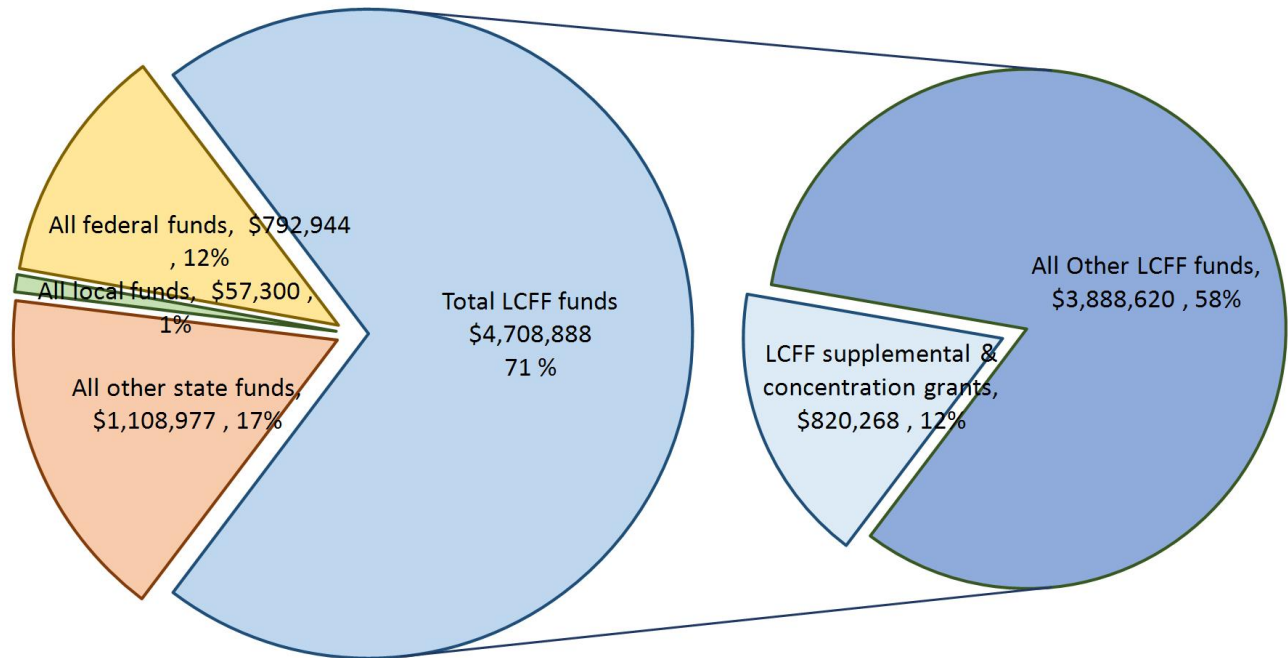
ami.ortiz@navigatorsschools.org

8312174881

School districts receive funding from different sources: state funds under the Local Control Funding Formula (LCFF), other state funds, local funds, and federal funds. LCFF funds include a base level of funding for all LEAs and extra funding - called "supplemental and concentration" grants - to LEAs based on the enrollment of high needs students (foster youth, English learners, and low-income students).

## Budget Overview for the 2022-23 School Year

### Projected Revenue by Fund Source



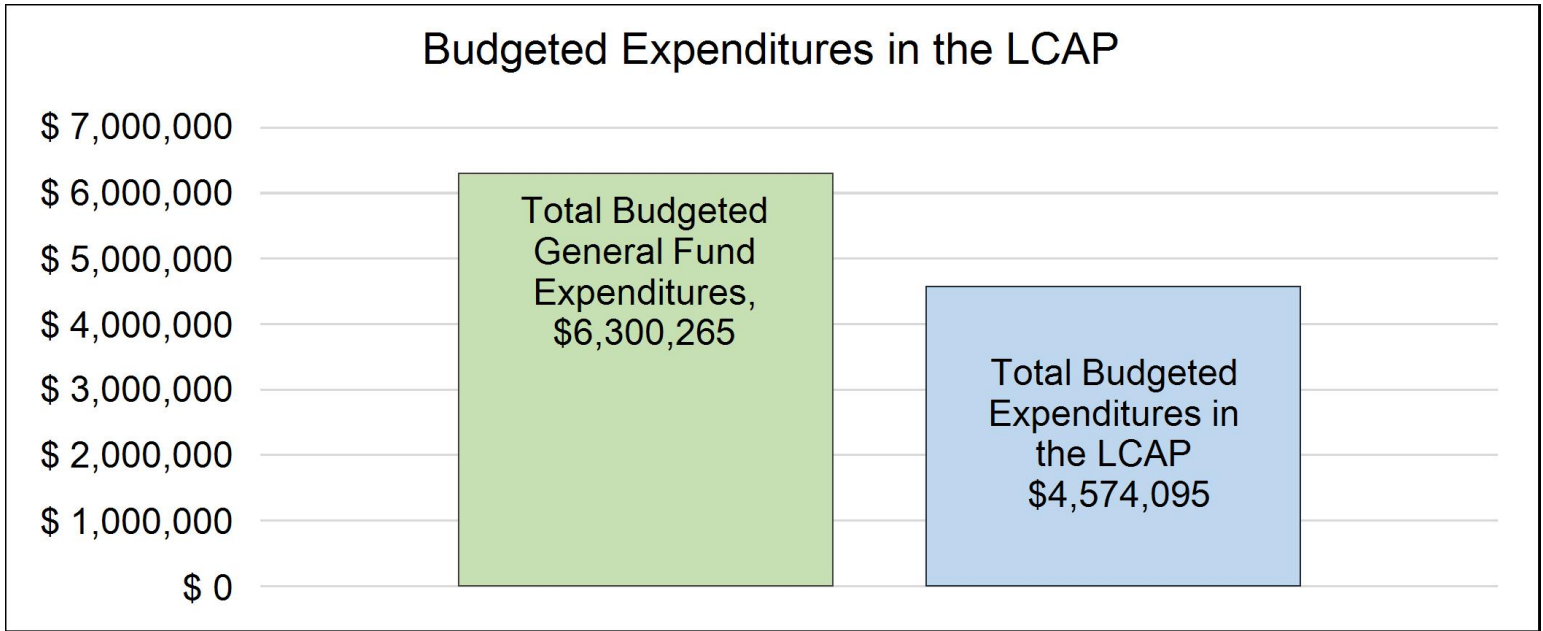
This chart shows the total general purpose revenue Watsonville Prep School expects to receive in the coming year from all sources.

The text description for the above chart is as follows: The total revenue projected for Watsonville Prep School is \$6,668,109, of which \$4,708,888 is Local Control Funding Formula (LCFF), \$1,108,977 is other state funds,

\$57,300 is local funds, and \$792,944 is federal funds. Of the \$4,708,888 in LCFF Funds, \$820,268 is generated based on the enrollment of high needs students (foster youth, English learner, and low-income students).

# LCFF Budget Overview for Parents

The LCFF gives school districts more flexibility in deciding how to use state funds. In exchange, school districts must work with parents, educators, students, and the community to develop a Local Control and Accountability Plan (LCAP) that shows how they will use these funds to serve students.



This chart provides a quick summary of how much Watsonville Prep School plans to spend for 2022-23. It shows how much of the total is tied to planned actions and services in the LCAP.

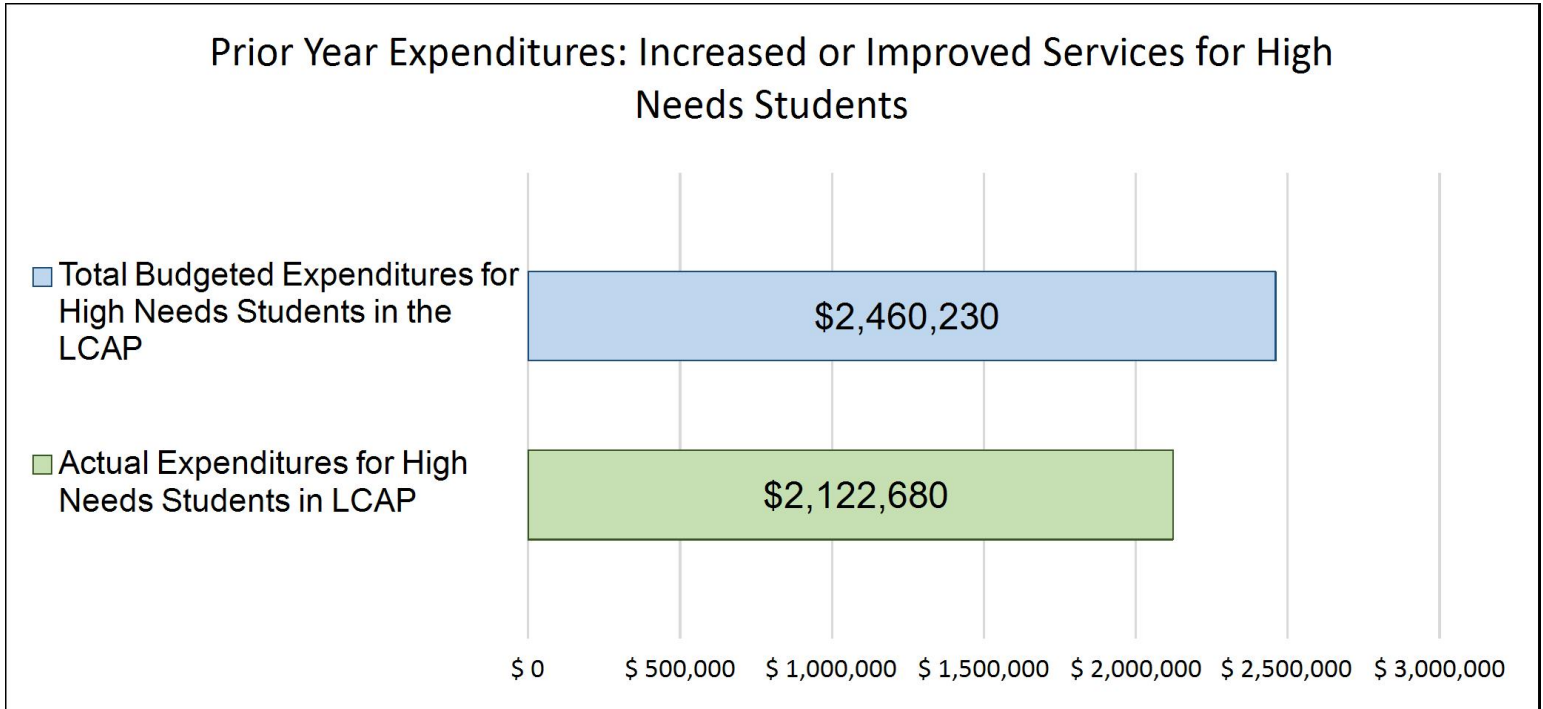
The text description of the above chart is as follows: Watsonville Prep School plans to spend \$6,300,265 for the 2022-23 school year. Of that amount, \$4,574,095 is tied to actions/services in the LCAP and \$1,726,170 is not included in the LCAP. The budgeted expenditures that are not included in the LCAP will be used for the following:

## Increased or Improved Services for High Needs Students in the LCAP for the 2022-23 School Year

In 2022-23, Watsonville Prep School is projecting it will receive \$820,268 based on the enrollment of foster youth, English learner, and low-income students. Watsonville Prep School must describe how it intends to increase or improve services for high needs students in the LCAP. Watsonville Prep School plans to spend \$980,297.00 towards meeting this requirement, as described in the LCAP.

# LCFF Budget Overview for Parents

## Update on Increased or Improved Services for High Needs Students in 2021-22



This chart compares what Watsonville Prep School budgeted last year in the LCAP for actions and services that contribute to increasing or improving services for high needs students with what Watsonville Prep School estimates it has spent on actions and services that contribute to increasing or improving services for high needs students in the current year.

The text description of the above chart is as follows: In 2021-22, Watsonville Prep School's LCAP budgeted \$2,460,230 for planned actions to increase or improve services for high needs students. Watsonville Prep School actually spent \$2,122,680 for actions to increase or improve services for high needs students in 2021-22.

# Supplement to the Annual Update to the 2021–22 Local Control and Accountability Plan

Local Educational Agency (LEA) Name	Contact Name and Title	Email and Phone
Watsonville Prep School	Ami Ortiz Director of Business & Finance	ami.ortiz@navigatorsschools.org 8312972772

California’s 2021–22 Budget Act, the federal American Rescue Plan Act of 2021, and other state and federal relief acts have provided local educational agencies (LEAs) with a significant increase in funding to support students, teachers, staff, and their communities in recovering from the COVID-19 pandemic and to address the impacts of distance learning on students. The following is a one-time mid-year report to the local governing board or body and educational partners related to engagement on, and implementation of, these Acts.

A description of how and when the LEA engaged, or plans to engage, its educational partners on the use of funds provided through the Budget Act of 2021 that were not included in the 2020–21 Local Control and Accountability Plan (LCAP).

Navigator Schools worked with its site leadership teams (includes site administration team, Student Services, and Directors] to review additional funds, discuss needs, including learning loss mitigation, and make recommendations for budget revisions. The Chief Academic Officer worked closely with the Director of Schools to review site requests and needs then brought those recommendations to the Directors & Chiefs teams. During this time of learning loss mitigation, need for additional mental health and SEL services, the Student Services team reviewed student data and staff concerns and requested additional professional development opportunities and staff resources. Surveys have and will continue to be given to all educational partners (staff, students, parents, and the Board of Directors) on the needs of our students and resources will be allocated accordingly.

A description of how the LEA used, or plans to use, the additional concentration grant add-on funding it received to increase the number of staff who provide direct services to students on school campuses with an enrollment of students who are low-income, English learners, and/or foster youth that is greater than 55 percent.

The concentration grant, add-on funding was used to hire additional staff to support our low-income, English learners, and other subgroups of students who are in need of additional, targeted, intensive support in reading, mathematics, and social emotional skills. Each campus hired three additional classified staff members and trained them to implement targeted, intensive reading and math interventions to small groups of students. Part of the funds were used to hire an additional counselor who was able to provide intensive, targeted small group instruction in social emotional skills and behavior.

A description of how and when the LEA engaged its educational partners on the use of one-time federal funds received that are intended to support recovery from the COVID-19 pandemic and the impacts of distance learning on pupils.

Navigator Schools engaged all educational partners throughout the continuing COVID recovery efforts through all staff meetings, town halls, parent coffees, site leadership meetings, surveys, to name a few. Students have been assessed on learning loss suffered during the pandemic as well as the effects of distance learning on their social emotional health. Parents have been asked about how Navigator was meeting the needs of their students/families numerous times over the past 2 ½ years with action steps taken to respond to their concerns. Staff members have been surveyed through written and oral opportunities on the resources they need to equip students to be learners and leaders (our mission) during this time.

A description of how the LEA is implementing the federal American Rescue Plan Act and federal Elementary and Secondary School Emergency Relief expenditure plan, and the successes and challenges experienced during implementation.

To address students' academic, social, emotional, and mental health needs, as well as any opportunity gaps that existed before, and were worsened by, the COVID-19 pandemic, Navigator Schools implemented the following strategies:

Strategy 1:

- Expanded summer options
- After school intervention programs four days a week

Strategy 2:

- purchase of supplemental software and reading materials
- ten days of professional development for instructional staff
- increased live coaching in classrooms by leadership team

Strategy 3:

- hiring additional Student Services paraprofessionals
- hiring an additional counselor
- hiring Tier 3 staff to provide personalized instruction during class

time as well as additional intervention activities

#### Strategy 4

- parents provided comprehensive information about community resources available to help them through the Navigator website, phone calls and text messages
- weekly student surveys implemented to help staff identify those students who are most at risk and in need of immediate assistance

#### Strategy 5

- staff receive regular trauma informed trainings
- staff implement SEL curriculum daily

As the above are being implemented during the 2021-2022 school year, data shows that the strategies that Navigator has chosen is showing academic and social emotional growth and improvements at all three of our school sites. Along with the successes, there are still challenges that remain. Student absences due to COVID positive results or exposures have caused gaps in student attendance which affect intervention and acceleration efforts. In addition, some of the social emotional and mental health challenges that resulted from COVID are situations that will take time to heal. Our trainings and additional mental health support staff have made a positive impact on our school community, but the greater impact that we are working towards will take time.

A description of how the LEA is using its fiscal resources received for the 2021–22 school year in a manner that is consistent with the applicable plans and is aligned with the LEA’s 2021–22 LCAP and Annual Update.

#### LCAP, Goal 4, Action 3

Additional instructional time, is allocated in the weekly schedule to allow for teachers (and additional staff) to meet with very small groups of students to target specific skill or content gaps using research-based programs and strategies in the areas of English language arts, English language development and mathematics. Additionally:

#### LCAP, Goal 4, Action 6 and Goal 2, Action 8

Additional staffing and coaching In order to provide lower student to instructor ratios, Navigator prioritized the hiring of additional small group instructors for all Kindergarten through third grade classrooms. This allows a 15 to 1 student to teacher ratio throughout the day. Additionally,

Navigator hired learning loss para-professionals that will work with individual or small groups of students who are currently performing one or more years behind expected grade level proficiency in the areas of reading and math.

#### Additional Assessment

Assessments used to determine learning status include NWEA MAP, CBM fluency, BPST, math facts fluency, and weekly, formative standards based quizzes. To assess English learner language levels, the ELPAC will be used in conjunction with the assessments previously listed.

#### Additional Curriculum Options

Navigator purchased additional blended learning software programs for language arts and mathematics. These software programs are adaptive and will be used as supplemental learning supports to target skill gaps in language arts and mathematics.

## Instructions for the Supplement to the Annual Update for the 2021–22 Local Control and Accountability Plan Year

*For additional questions or technical assistance related to the completion of the Supplement to the Annual Update to the 2021–22 Local Control and Accountability Plan (LCAP), please contact the local county office of education (COE), or the California Department of Education’s (CDE’s) Local Agency Systems Support Office, by phone at 916-319-0809 or by email at [lcff@cde.ca.gov](mailto:lcff@cde.ca.gov).*

## Introduction

California’s 2021–22 Budget Act, the federal American Rescue Plan Act of 2021, and other state and federal relief acts have provided local educational agencies (LEAs) with a significant increase in funding to support students, teachers, staff, and their communities in recovering from the COVID-19 pandemic and to address the impacts of distance learning on students. Section 124(e) of Assembly Bill 130 requires LEAs to present an update on the Annual Update to the 2021–22 LCAP and Budget Overview for Parents on or before February 28, 2022, at a regularly scheduled meeting of the governing board or body of the LEA. At this meeting, the LEA must include all of the following:

- The Supplement to the Annual Update for the 2021–22 LCAP (2021–22 Supplement);
- All available mid-year outcome data related to metrics identified in the 2021–22 LCAP; and
- Mid-year expenditure and implementation data on all actions identified in the 2021–22 LCAP.

When reporting available mid-year outcome, expenditure, and implementation data, LEAs have flexibility to provide this information as best suits the local context, provided that it is succinct and contains a level of detail that is meaningful and accessible for the LEA’s educational partners.

The 2021–22 Supplement is considered part of the 2022–23 LCAP for the purposes of adoption, review, and approval, and must be included with the LCAP as follows:



- The 2022–23 Budget Overview for Parents
- The 2021–22 Supplement
- The 2022–23 LCAP
- The Action Tables for the 2022–23 LCAP
- The Instructions for the LCAP Template

As such, the 2021–22 Supplement will be submitted for review and approval as part of the LEA’s 2022–23 LCAP.

## Instructions

Respond to the following prompts, as required. In responding to these prompts, LEAs must, to the greatest extent practicable, provide succinct responses that contain a level of detail that will be meaningful and accessible for the LEA’s educational partners and the broader public and must, to the greatest extent practicable, use language that is understandable and accessible to parents.

In responding to these prompts, the LEA has flexibility to reference information provided in other planning documents. An LEA that chooses to reference information provided in other planning documents must identify the plan(s) being referenced, where the plan(s) are located (such as a link to a web page), and where in the plan the information being referenced may be found.

**Prompt 1:** *“A description of how and when the LEA engaged, or plans to engage, its educational partners on the use of funds provided through the Budget Act of 2021 that were not included in the 2020–21 Local Control and Accountability Plan (LCAP).”*

In general, LEAs have flexibility in deciding what funds are included in the LCAP and to what extent those funds are included. If the LEA received funding through the Budget Act of 2021 that it would have typically included within its LCAP, identify the funds provided in the Budget Act of 2021 that were not included in the LCAP and provide a description of how the LEA has engaged its educational partners on the use of funds. If an LEA included the applicable funds in its adopted 2021–22 LCAP, provide this explanation.

**Prompt 2:** *“A description of how LEA used, or plans to use, the concentration grant add-on funding it received to increase the number of staff who provide direct services to students on school campuses with an enrollment of students who are low-income, English learners, and/or foster youth that is greater than 55 percent.”*

If LEA does not receive a concentration grant or the concentration grant add-on, provide this explanation.

Describe how the LEA is using, or plans to use, the concentration grant add-on funds received consistent with California *Education Code* Section 42238.02, as amended, to increase the number of certificated staff, classified staff, or both, including custodial staff, who provide direct services to students on school campuses with greater than 55 percent unduplicated pupil enrollment, as compared to schools with an enrollment of unduplicated students that is equal to or less than 55 percent.

In the event that the additional concentration grant add-on is not sufficient to increase the number of staff providing direct services to students

at a school with an enrollment of unduplicated students that is greater than 55 percent, describe how the LEA is using the funds to retain staff providing direct services to students at a school with an enrollment of unduplicated students that is greater than 55 percent.

**Prompt 3:** “A description of how and when the LEA engaged its educational partners on the use of one-time federal funds received that are intended to support recovery from the COVID-19 pandemic and the impacts of distance learning on pupils.”

If the LEA did not receive one-time federal funding to support recovery from the COVID-19 pandemic and the impacts of distance learning on students, provide this explanation.

Describe how and when the LEA engaged its educational partners on the use of one-time federal funds it received that are intended to support recovery from the COVID-19 pandemic and the impacts of distance learning on students. See the COVID-19 Relief Funding Summary Sheet web page (<https://www.cde.ca.gov/fg/cr/relieffunds.asp>) for a listing of COVID-19 relief funding and the Federal Stimulus Funding web page (<https://www.cde.ca.gov/fg/cr/>) for additional information on these funds. The LEA is not required to describe engagement that has taken place related to state funds.

**Prompt 4:** “A description of how the LEA is implementing the federal American Rescue Plan Act and federal Elementary and Secondary School Emergency Relief expenditure plan, and the successes and challenges experienced during implementation.”

If an LEA does not receive ESSER III funding, provide this explanation.

Describe the LEA’s implementation of its efforts to maintain the health and safety of students, educators, and other staff and ensure the continuity of services, as required by the federal American Rescue Plan Act of 2021, and its implementation of the federal Elementary and Secondary School Emergency Relief (ESSER) expenditure plan to date, including successes and challenges.

**Prompt 5:** “A description of how the LEA is using its fiscal resources received for the 2021–22 school year in a manner that is consistent with the applicable plans and is aligned with the LEA’s 2021–22 LCAP and Annual Update.”

Summarize how the LEA is using its fiscal resources received for the 2021–22 school year to implement the requirements of applicable plans in a manner that is aligned with the LEA’s 2021–22 LCAP. For purposes of responding to this prompt, “applicable plans” include the Safe Return to In-Person Instruction and Continuity of Services Plan and the ESSER III Expenditure Plan.

California Department of Education  
November 2021

# Local Control Accountability Plan

The instructions for completing the Local Control and Accountability Plan (LCAP) follow the template.

Local Educational Agency (LEA) Name	Contact Name and Title	Email and Phone
Watsonville Prep School	Ami Ortiz Director of Business & Finance	ami.ortiz@navigatorsschools.org 8312174881

## Plan Summary [2022-23]

### General Information

A description of the LEA, its schools, and its students in grades transitional kindergarten–12, as applicable to the LEA.

Watsonville Prep students come primarily from the City of Watsonville where the free and reduced lunch population is around 92%. These students are predominantly Hispanic English learners who have been struggling in the traditional public schools. In 2022-23 Watsonville Prep School (WPS) will serve a student body in grades transitional-kindergarten through grade 5. In the spring of 2022, WPS served 325 students with the following demographics: 77.13% socio-economically disadvantaged, 60.8% English language learners, 14.81% special education, and 3.6% homeless. The majority of WPS students are Hispanic: 97.8% Hispanic or Latino, .1% White, and 2.1% other race. The US Census Bureau estimates the City of Watsonville had a population of 53,856 in 2019.

The community has vibrant agribusiness and the town has also become home to commuters to Silicon Valley and San Jose. Navigator current schools, Gilroy and Hollister Prep Schools are successfully closing the achievement gap for the traditionally underserved students of both communities. It is inherent to the mission and vision of Navigator Schools for its demographics to reflect the communities being served. Through a research based, mission-aligned model of personalized learning, full inclusion, smart technology, and strong instructional staff development, students are significantly outperforming their counterparts across the state.

Navigator believes creating schools that are diverse by design is in the best interests of both students and the community and schools should be open to students who most often are marginalized or left out of innovative educational opportunities. As such, Navigator holds sacred the goal of enrolling students who have disabilities, students who are English Learners, students who identify as homeless or foster youth, and students who are identified as low-income or at-risk as the districts.

## Reflections: Successes

A description of successes and/or progress based on a review of the California School Dashboard (Dashboard) and local data.

We have implemented a network-wide data analysis and reporting system called Educlimber which allows us to predict success on the CSD. It also allows us to track student academic progress on local assessments. The school has enacted new ELD programs to support English learners. In the areas of attendance, we have aggressively addressed chronic absenteeism by conducting home visits and parent conferences. Lastly, we have implemented restorative justice practices as an alternative to suspensions and expulsions. We anticipate seeing improvement on the dashboard in all of these areas.

## Reflections: Identified Need

A description of any areas that need significant improvement based on a review of Dashboard and local data, including any areas of low performance and significant performance gaps among student groups on Dashboard indicators, and any steps taken to address those areas.

Chronic absenteeism has been an area that the school needed to take immediate action on, and we have. As mentioned above, the site aggressively monitors chronic absenteeism. We utilize strategies from the Attendance Works website. Some of these strategies include: home visits, parent conferences with the teacher and site administrators to problem solve and create attendance contracts with families, and the use of a check in and check out system to encourage students. In extreme cases, we have provided unique support such as picking students up in the mornings to ensure their attendance.

## LCAP Highlights

A brief overview of the LCAP, including any key features that should be emphasized.

This year's LCAP supports academic growth by continuing with a steady focus on strategies that have proven successful at Navigator Schools existing schools, Gilroy Prep and Hollister Prep: creating a culture of excellence, data-driven instruction, coaching for continuous improvement, multi-tiered system of support, and effective integration of technology to support blended learning and personalized learning. Watsonville Prep will concentrate on Multi-tiered Systems of Support (MTSS) and its implementation of Positive Behavior Support and Intervention.

# Comprehensive Support and Improvement

An LEA with a school or schools eligible for comprehensive support and improvement must respond to the following prompts.

## ***Schools Identified***

A list of the schools in the LEA that are eligible for comprehensive support and improvement.

N/A

## ***Support for Identified Schools***

A description of how the LEA has or will support its eligible schools in developing comprehensive support and improvement plans.

N/A

## ***Monitoring and Evaluating Effectiveness***

A description of how the LEA will monitor and evaluate the plan to support student and school improvement.

N/A

# Engaging Educational Partners

A summary of the process used to engage educational partners and how this engagement was considered before finalizing the LCAP.

Stakeholders have consistently been involved in the LCAP process through parent coffees, School Site Council meetings, board meetings, surveys, and availability of the LCAP on the website.

A summary of the feedback provided by specific educational partners.

Feedback was focused on a few key areas, including the importance of attendance at school and decreasing our chronic absenteeism rates. While this was a concern before COVID, it has become a significant issue since students returned to in person instruction.

As school sites are still experiencing a higher number of behavior incidents, Navigator is continuing to focus on providing additional social emotional learning support. This is especially important for our most vulnerable students (students of color, LGBTQ, socio-economically disadvantaged). Finally, the need to focus on learning loss and closing the achievement gap continues to be crucial to bring students back to where they were before the pandemic.

A description of the aspects of the LCAP that were influenced by specific input from educational partners.

A key aspect of the LCAP that was influenced by the school staff stakeholder input was the decision to create a position focused on student engagement and attendance. Working with the families to provide support necessary to get and keep students in school is a key aspect of decreasing the chronic absenteeism rate.

Additionally, staff and community input resulted in the desire to maintain additional instructional staff to teach small groups and bring the student:teacher ratio down to 15:1.

# Goals and Actions

## Goal

Goal #	Description
1	Create a Culture of Excellence within the school community (students, staff, and parents) to foster a positive school climate, promote a sense of belonging and nurture social, emotional, and academic growth.

An explanation of why the LEA has developed this goal.

The key indicator of a students' success in school can be directly tied to their level of engagement and instilling a strong culture is crucial for that engagement. From the moment a student, staff member, family, or outside visitor steps onto a Navigator campus, they can feel the strong Navigator culture.

## Measuring and Reporting Results

Metric	Baseline	Year 1 Outcome	Year 2 Outcome	Year 3 Outcome	Desired Outcome for 2023–24
Staff Surveys	70% of staff feel proud to tell people where they work and 70% would recommend working at Navigator to a good friend.	96% of staff feel proud to tell people where they work and 82% would recommend working at Navigator to a good friend.			
Parent Surveys	70% of parents feel their child is safe and supported on campus and 70% are satisfied with their child’s academic results.	94% of parents feel their child is safe and supported on campus and 86% are satisfied with their child’s academic results.			
Student Surveys	70% feel proud to belong to HPS most or all of the time, 70% feel that adults at the school cared about them most or all of the	57% feel proud to belong to HPS most or all of the time, 75.5% feel that adults at the school cared about them most or all			

Metric	Baseline	Year 1 Outcome	Year 2 Outcome	Year 3 Outcome	Desired Outcome for 2023–24
	time, and 70% agree that they felt safe at school	of the time, and 76.5% agree that they felt safe at school			
Suspension Rates	Less than 2%	Less than 2%			
Student Attendance Rates, as a measure of student engagement.	94% ADA	94.9% ADA			

## Actions

Action #	Title	Description	Total Funds	Contributing
1.1		Staff Watsonville Prep School with leadership team to lead development and maintenance of positive school culture and operate a school office with bilingual staff who provide a welcoming environment and support positive and proactive communication with the school community with communications in both English and Spanish.	\$592,343.00	Yes
1.2		Maintain a 1 FTE counselor to provide counseling and wellness support for students, staff, and WPS families.	\$79,805.00	Yes
1.3		Purchase curriculum, provide professional development and implement restorative justice practices throughout the school. We will also purchase Panorama, a student climate survey tool, to track the effectiveness of the implementation of restorative justice.	\$3,400.00	No Yes



Action #	Title	Description	Total Funds	Contributing
1.4		Provide a clean and safe environment, with facilities maintained and in good repair. Maintain a safe climate for students on our school grounds and in our parking lot by providing adequate yard duty staff to supervise students before and after school, and during recess and lunch.	\$327,266.00	No
1.5		Utilize the services of the Navigator Schools Support Office to provide charter management and support in governance, strategy, facilities, human resources, technology, finance, communications, academics, reporting, and operations, enabling site leadership to focus on instruction and culture.	\$618,520.00	No

## Goal Analysis [2021-22]

An analysis of how this goal was carried out in the previous year.

A description of any substantive differences in planned actions and actual implementation of these actions.

There were no substantive differences between the planned actions and implementing them. We were able to successfully utilize the various actions we included in our LCAP to help create the culture of excellence within the school community.

The addition of a .5 counselor allowed the school to provide additional support to more students who were struggling with social skills and behavior. The counselor was also able to conduct home visits and provide counseling support to families in need. The purchase and implementation of the Panorama survey effectively allowed the school to understand which students were in need of additional support in social skills. A schoolwide focus on restorative actions as a first response to behavioral misconduct was effective in reducing the numbers of behavioral referrals this year.

An explanation of material differences between Budgeted Expenditures and Estimated Actual Expenditures and/or Planned Percentages of Improved Services and Estimated Actual Percentages of Improved Services.

There were no material differences between Budgeted Expenditures and Estimated Actual Expenditures and/or Planned Percentages of Improved Services and Estimated Actual Percentages of Improved Services.

An explanation of how effective the specific actions were in making progress toward the goal.

Providing an engaging and welcoming office environment with bilingual staff members helped students, staff, and families successfully transition back to on-campus learning after months of COVID dictated distance learning. Ensuring staff was trained and available to institute COVID protocols helped to maintain a safe and healthy environment.

To address the specific needs of foster youth, homeless, socioeconomically disadvantaged students, and English Learners, the MTSS team identified those who had specific social emotional needs, and provided them with individual counseling support. In addition, the counselors were able to convene small groups using the specific social-emotional learning curriculum to guide the group towards growth in social emotional skills. Without the funds, we would not have had the additional counselor available to work with key students. During a time where students were experiencing learning loss as well as mental health struggles, these services and curriculum helped to provide a crucial support system.

A description of any changes made to the planned goal, metrics, desired outcomes, or actions for the coming year that resulted from reflections on prior practice.

The pandemic highlighted the need to focus on chronic absenteeism as students need to be in school to benefit from the various actions established for Goal 1. To address this, chronic absenteeism has been included as an area of focus in the LCAP for the next year.

**A report of the Total Estimated Actual Expenditures for last year's actions may be found in the Annual Update Table. A report of the Estimated Actual Percentages of Improved Services for last year's actions may be found in the Contributing Actions Annual Update Table.**

# Goals and Actions

## Goal

Goal #	Description
2	All students will receive Data-Driven Instruction in Common Core State Standards (CCSS), Next Generation Science Standards (NGSS) and other California State Standards (ELD, Social Studies) from appropriately credentialed teachers and staff.

An explanation of why the LEA has developed this goal.

Relying on data to drive instruction enables every student to have his/her education personalized to challenge their areas of strength and support their areas for improvement. Knowing where every student is in relation to state standards gives the academic team the information it needs to prepare students to be critical thinkers throughout their educational career.

## Measuring and Reporting Results

Metric	Baseline	Year 1 Outcome	Year 2 Outcome	Year 3 Outcome	Desired Outcome for 2023–24
NWEA assessment	Fall Assessment Data				
Navigator will use NWEA MAP to assess students in ELA and Math.	Students will take this assessment three times a year- fall, winter, and spring.				

## Actions

Action #	Title	Description	Total Funds	Contributing
2.1		Appropriately assigned, trained, and credentialed teachers will provide high quality instruction to all students using data driven strategies.	\$1,076,000.00	No

Action #	Title	Description	Total Funds	Contributing
2.2		Teachers in Training will support teacher release time for coaching and professional development and serve as substitute teachers to maintain instructional continuity and help prevent lost learning time.	\$259,251.00	Yes
2.3		Small Group Instructors (SGIs) will lead small group instruction to target academic skill development at appropriate instructional level based on data.	\$314,269.00	Yes
2.4		Enhance and modify curriculum and instruction to ensure English Learners have access to CCSS and ELD Standards. This enhancement will be improved professional development and support for instructional staff, and increased planning time to incorporate ELD standards into integrated instructional time.		Yes
2.5		Maintain additional SGI for first, second and third grades to provide increased individual student and small group support to mitigate learning loss from the pandemic.	\$115,500.00	No
2.6		Purchase and utilize standards aligned instructional materials so that all students have access to appropriate curriculum in English Language Arts, Mathematics, Social Science, and Science.	\$80,577.00	Yes

## Goal Analysis [2021-22]

An analysis of how this goal was carried out in the previous year.

A description of any substantive differences in planned actions and actual implementation of these actions.

The goal was implemented as planned. Students received data-driven instruction in the Common Core State Standards (CCSS), Next Generation Science Standards (NGSS), and other California State Standards (ELD, Social Studies) from highly appropriately credentialed teachers and staff. Teachers in Training provided an opportunity for classroom teachers and Small Group Instructors to participate in

instructional coaching, data analysis, and intervention planning to address learning loss. In addition, fiction, non-fiction, and standards-aligned curriculum support materials were purchased and used in classrooms to enhance student learning and engagement.

An explanation of material differences between Budgeted Expenditures and Estimated Actual Expenditures and/or Planned Percentages of Improved Services and Estimated Actual Percentages of Improved Services.

Action 5's expenditures were \$58,699 of the \$115,500 that was budgeted due to staffing shortages.

An explanation of how effective the specific actions were in making progress toward the goal.

To address the specific needs of foster youth, homeless students, English Learner students and students from low socioeconomic background, the addition of small group instructors in the early grades provided these students with additional reading support in the classroom. These students also benefited from a robust curriculum that will prepare them for high school. The school used the funds to purchase literature books for middle school. This allowed these students to access to a variety of rich texts that were also culturally responsive. If the school did not receive these funds the school would not have been able to provide the extra support in reading, a strong curriculum used to prepare them for high school, and a wide variety of literature books to enhance their knowledge and cultural understanding. The modification and enhancement of the curriculum designed to meet the needs of English Learners allowed these students to grow in their communication skills. The funds allowed the school to develop excellent curriculum. Without these funds, the school would not have been able to produce appropriate materials.

A description of any changes made to the planned goal, metrics, desired outcomes, or actions for the coming year that resulted from reflections on prior practice.

Reflections of plan implementation resulted in a decision to continue with the current plan with some modifications. Small Group Instructors in every classroom grades K-3 will continue in order to focus small group instruction so that staff can lower the student:teacher ratio and target academic skill development. In addition, Navigator will adopt a new standards-aligned math program (Illustrative Math) so that teachers have a structured, high quality program to guide their teaching and intervention.

**A report of the Total Estimated Actual Expenditures for last year's actions may be found in the Annual Update Table. A report of the Estimated Actual Percentages of Improved Services for last year's actions may be found in the Contributing Actions Annual Update Table.**

# Goals and Actions

## Goal

Goal #	Description
3	Provide weekly coaching and feedback to all staff to support continuous improvement for teaching and student learning.

An explanation of why the LEA has developed this goal.

A pillar of Navigator’s educational model is a strong focus on coaching and continual improvement for all staff members. The scope, sequence, and standards don’t change from school to school but the employees do. Providing constant coaching and feedback ensures Navigator students are receiving the highest quality of instruction available.

## Measuring and Reporting Results

Metric	Baseline	Year 1 Outcome	Year 2 Outcome	Year 3 Outcome	Desired Outcome for 2023–24
Coaching Log/Meeting Records	Weekly coaching for teachers an average of 20 times a school year	Weekly coaching for teachers an average of 20 times a school year			
Coaching Log/Meeting Records	Weekly coaching for small group instructors an average of 20 times a school year	Weekly coaching for small group instructors an average of 20 times a school year			
Coaching Log/Meeting Records	Weekly coaching for administrators an average of 20 times a school year	Weekly coaching for administrators an average of 20 times a school year			

## Actions

Action #	Title	Description	Total Funds	Contributing
3.1		Site leadership will provide weekly coaching to all teachers, teachers in training and small group instructors, and principal will provide weekly coaching to site leadership.		No
3.2		Support Office personnel will provide weekly coaching to site staff: Director of Schools will coach Principal, Director of IT will coach Site Technology Assistant, Director of Student Services will coach Resource Teacher.		No

## Goal Analysis [2021-22]

An analysis of how this goal was carried out in the previous year.

A description of any substantive differences in planned actions and actual implementation of these actions.

Site leadership staff prioritized their calendaring at the beginning of the school year for scheduling weekly 30-minute academic coaching meetings for each instructional staff member. Site leadership staff also prioritized calendaring of weekly staff observation times. All site leadership staff received professional development at the beginning of the year on Navigator’s coaching structure so that they were adequately prepared to lead academic coaching meetings.

One difference in the planned action and actual implementation of the action was the fact that site leadership staff were often called upon to serve as substitute teachers when classroom teachers were out. This occurred more frequently than in past years due to COVID outbreaks amongst staff and students. As a result, site leadership staff were sometimes unable to make their 30-minute coaching feedback meeting with their instruction staff. One accommodation we made as a result was prioritizing in-the-moment coaching where the academic coach would provide feedback during the staff member’s class through direct modeling of an instructional technique or a short verbal conversation on a small improvement the staff member could make to improve instruction. Additionally, some one-on-one teacher meetings were combined into group teacher meetings that occurred after school in which a coach would meet with multiple staff members and provide feedback on a common area of need (eg lesson planning, classroom management, etc.)

Similarly, all Support Office staff prioritized their calendaring time at the beginning of the year to schedule weekly coaching meetings with their site staff. While site leadership was often called upon for other duties, Support Office staff and site leadership made sure to reschedule their meeting time if a meeting had to be missed. During the coaching meetings, Support Office staff ensured that site leadership were continuing to focus on the organizational academic priorities, while at the same time providing space to thought-partner and support on logistical challenges that arose as a result of Covid outbreaks and any other unanticipated needs.

An explanation of material differences between Budgeted Expenditures and Estimated Actual Expenditures and/or Planned Percentages of Improved Services and Estimated Actual Percentages of Improved Services.

No significant changes will be made to the planned goal, metrics, desired outcomes, or actions for the coming year that resulted from reflections on prior practice.

An explanation of how effective the specific actions were in making progress toward the goal.

Both actions were effective in making progress towards the goal of providing weekly coaching and feedback to all staff to support continuous improvement for teaching and student learning. While it was sometimes challenging to make every individual 30-minute coaching meeting between site leaders and staff, Navigator would like to continue to prioritize weekly one-on-one meetings next school year. Navigator will also continue to prioritize in-the-moment coaching for all staff members, as well as group coaching when there is a common need, as we have found both strategies to be best practices in meeting their larger goal of supporting continuous improvement for teaching and student learning.

A description of any changes made to the planned goal, metrics, desired outcomes, or actions for the coming year that resulted from reflections on prior practice.

No significant changes will be made to the planned goal, metrics, desired outcomes, or actions for the coming year that resulted from reflections on prior practice.

**A report of the Total Estimated Actual Expenditures for last year's actions may be found in the Annual Update Table. A report of the Estimated Actual Percentages of Improved Services for last year's actions may be found in the Contributing Actions Annual Update Table.**



# Goals and Actions

## Goal

Goal #	Description
4	Ensure equitable access to curriculum, programs, and pathways for student success through a multi-tiered system of supports.

An explanation of why the LEA has developed this goal.

Every Child by Name and Need isn't just a slogan at Navigator as the last line of the organization mission statement is "regardless of circumstances". Holding high expectations for all students and then providing them with the tools they need to meet and exceed those expectations helps to build a strong foundation of confidence and drive to succeed.

## Measuring and Reporting Results

Metric	Baseline	Year 1 Outcome	Year 2 Outcome	Year 3 Outcome	Desired Outcome for 2023–24
% of All Students placed in inclusive environment	99%	100%			
% of Students not meeting standards who receive intervention support	99%	100%			

## Actions

Action #	Title	Description	Total Funds	Contributing
4.1		Provide an inclusive instructional setting for all students with appropriate "push-in" support, including students in need of Tier 2 interventions, provided by paraprofessionals with supervision and support from the resource teacher and Director of Student Services.	\$428,149.00	No

Action #	Title	Description	Total Funds	Contributing
4.2		Maintain a school site Psychologist at .33 FTE to provide regular intervention support for students who are not achieving at grade level and/or demonstrate needs in behavior or social skills. They will also provide intervention for Tier 2 and Tier 3 students and serve in the roll of MTSS Coordinator.	\$29,217.00	Yes
4.3		Provide summer school for students who are not achieving at grade level.	\$46,250.00	Yes
4.4		Provide food service program that serves free and reduced-price breakfast and lunch for eligible students so that all students have equitable opportunity to be well-nourished during school.	\$335,315.00	Yes
4.5		Provide necessary specialist support for all identified needs, including speech and language, occupational therapy, counseling, chronic absenteeism, and assessment.	\$148,500.00	No

## Goal Analysis [2021-22]

An analysis of how this goal was carried out in the previous year.

A description of any substantive differences in planned actions and actual implementation of these actions.

The school formed an MTSS team consisting of leadership and support staff that included counselors, educational specialists, and the psychologist. The team ensured that all students in need of additional support received that support. Additional counseling and small groups were provided by the counselors and psychologist to address behavior and social emotional skills, which were part of the tiered actions. An extended school year was provided for all students in need of more instruction, and additional paraprofessionals were hired to provide academic support during the school day. Additionally, the special education staff ensured that all students in need of specialized support, for example, speech, OT, and counseling, received this support. Assessments to determine eligibility were also conducted for the students who failed to make adequate progress. Meals were provided to all eligible students for both breakfast and lunch by food service staff. The materials that were purchased to support students were PATHs and Second Step, both social emotional learning curriculums, as well as Read Naturally reading program to support students in reading during the extended school year.

An explanation of material differences between Budgeted Expenditures and Estimated Actual Expenditures and/or Planned Percentages of Improved Services and Estimated Actual Percentages of Improved Services.

Action 6's expenditures were \$0 of the \$27,360 that was budgeted due to not finding staff to fill the positions, resulting in the action not occurring. Action 7's expenditures were \$0 of the \$10,000 that was budgeted due to the program being pushed into a future year.

An explanation of how effective the specific actions were in making progress toward the goal.

By having a multi-tiered system of support framework at the school, all of our students, no matter what their backgrounds are, have been able to receive the support they need to be successful in school. This team identified the most at-risk students, i.e. Foster youth, English learners, homeless, and low income students, and reviewed their overall school data during the MTSS team meetings, to determine their needs first. The addition of a psychologist allowed the school to add in more social skills groups for these students and others. If the additional funds weren't available, the school would not have been able to provide the additional support to the target students. The collaborative efforts of the student services staff with the general education staff ensured that students with disabilities were as successful as possible.

A description of any changes made to the planned goal, metrics, desired outcomes, or actions for the coming year that resulted from reflections on prior practice.

For this upcoming year the school is proposing to hire a part time social worker to help interface between families, community services and the school. We want to continue to ensure that all students receive the support they need to be successful this year. The MTSS team, with access to effective interventions and staff, will allow our students to continue to make progress and achieve equity in their education.

**A report of the Total Estimated Actual Expenditures for last year's actions may be found in the Annual Update Table. A report of the Estimated Actual Percentages of Improved Services for last year's actions may be found in the Contributing Actions Annual Update Table.**

# Goals and Actions

## Goal

Goal #	Description
5	Use cutting edge instructional technology to encourage student engagement, increase staff effectiveness to improve student learning, and prepare students for the future.

An explanation of why the LEA has developed this goal.

In addition to preparing students for the use of technology throughout their academic and professional careers, targeted use of technology enables students to lead classroom instruction, participate in collaborative projects, personalize instruction to provide extra challenges or scaffolded supports, and during this past year, was crucial to maintaining a high level of instruction.

## Measuring and Reporting Results

Metric	Baseline	Year 1 Outcome	Year 2 Outcome	Year 3 Outcome	Desired Outcome for 2023–24
% of Students with a 1:1 I-pad ratio	100%	100%			
% of Students with access to adaptive applications to support personalized learning	100%	100%			
% Customer Satisfaction rates: IT job tickets resolved satisfactorily	93%	93%			

## Actions

Action #	Title	Description	Total Funds	Contributing
5.1		Provide high quality tech support to the school site by having well-trained and supported full-time technical support personnel.	\$60,375.00	No

Action #	Title	Description	Total Funds	Contributing
5.2		Effectively utilize Illuminate for student assessment and reporting. Utilize Tableau software to enhance data reports.	\$10,044.00	Yes
5.3		Maintain a 1:1 I-Pad ratio for all students.	\$26,200.00	No
5.4		To support staff effectiveness and efficiency, provide staff with up-to-date technology.	\$12,200.00	No
5.5		Have a high-speed internet wireless network with sufficient bandwidth.	\$10,914.00	No

## Goal Analysis [2021-22]

An analysis of how this goal was carried out in the previous year.

A description of any substantive differences in planned actions and actual implementation of these actions.

With a full-time Site Information Technology Administrator teachers, students, and staff were supported by keeping technology working each and every day for learning to continue without interruption.

An explanation of material differences between Budgeted Expenditures and Estimated Actual Expenditures and/or Planned Percentages of Improved Services and Estimated Actual Percentages of Improved Services.

There were no material differences between Budgeted Expenditures and Estimated Actual Expenditures and/or Planned Percentages of Improved Services and Estimated Actual Percentages of Improved Services.

An explanation of how effective the specific actions were in making progress toward the goal.

The specific actions of IT support, using Infinite Campus, using Tableau, having 1:1 student devices, and reliable high-speed internet all lead to improved student learning. The school provided 1:1 devices for all students, including those that were the most needy, including foster youth, English learners and low income students. These students also received wireless hotspots for them to have at their houses to ensure they can access technology at home. If the school did not have these additional funds, they would not have been able to provide any family in need with a hot spot.

A description of any changes made to the planned goal, metrics, desired outcomes, or actions for the coming year that resulted from reflections on prior practice.

No major changes were identified due to the high success of the action steps for the overall goal.

**A report of the Total Estimated Actual Expenditures for last year's actions may be found in the Annual Update Table. A report of the Estimated Actual Percentages of Improved Services for last year's actions may be found in the Contributing Actions Annual Update Table.**

# Increased or Improved Services for Foster Youth, English Learners, and Low-Income Students [2022-23]

Projected LCFF Supplemental and/or Concentration Grants	Projected Additional LCFF Concentration Grant (15 percent)
820,268	

## Required Percentage to Increase or Improve Services for the LCAP Year

Projected Percentage to Increase or Improve Services for the Coming School Year	LCFF Carryover — Percentage	LCFF Carryover — Dollar	Total Percentage to Increase or Improve Services for the Coming School Year
17.42%	0.00%	\$0.00	17.42%

The Budgeted Expenditures for Actions identified as Contributing may be found in the Contributing Actions Table.

## Required Descriptions

For each action being provided to an entire school, or across the entire school district or county office of education (COE), an explanation of (1) how the needs of foster youth, English learners, and low-income students were considered first, and (2) how these actions are effective in meeting the goals for these students.

- 1.1 At the beginning of the school year, the student demographic data was disaggregated to determine the numbers of students who were foster youth, English learners, and students who were from low-income homes.
- 1.2 Student data from the SIS, including demographics, and behavioral data, were reviewed during the summer to determine what restorative justice curriculum would meet the needs of, and what survey tool would provide the school with information on, the following subgroups: foster youth, English learners and low-income students.
- 2.2 The needs of foster youth, English learners and low-income students were reviewed during a summer data meeting prior to identifying the professional learning needs and staffing models needed to support them.
- 2.3 Classroom data was disaggregated and analyzed by teachers during the pre-inservice days to allow them to identify which students in the key subgroups of foster youth, English learners and low-income students, among others, including students with IEPs, would benefit from a specific, leveled, small group instruction.
- 2.4 End of year benchmark academic data and ELPAC summative scores from English learners were evaluated by leaders and teachers to guide the ELD-focused professional development for the next school year and the weekly instructional schedule.
- 2.8 Disaggregated data were provided to the MTSS team so they could allocate additional resources to support English learners, any foster youth, or any student from a low socioeconomic background, in the first, second, and third grade classrooms
- 4.2 To address the specific needs of foster youth, homeless, socioeconomically disadvantaged students, and English Learners, the MTSS

team identified those who had specific social emotional or behavioral needs.

4.3 Teachers had access to end of year academic data that was disaggregated by subgroups of English Learners, and students from economically disadvantaged backgrounds, to form their recommendations for summer school.

4.4 SIS data was used to identify which students qualified as low-socioeconomic, or Foster youth or McKinney-Vento, who were in need of free breakfast and lunch.

5.2 Illuminate reports and Tableau software have enabled school leaders to effectively, quickly disaggregate foster youth, English learner and economically disadvantaged student data for the purpose of increasing these students' academic and social emotional outcomes.

A description of how services for foster youth, English learners, and low-income students are being increased or improved by the percentage required.

In addition to the learning loss mitigation strategies being implemented to meet the needs of all students, Navigator has provided additional support for our most vulnerable students including foster youth, English learners, and economically disadvantaged students. These services include hiring additional student services paraprofessionals, a counselor, and Tier 3 staff to provide small personalized instruction during class time as well as additional intervention activities. In addition to ensuring access to 1:1 technology at school and at home, visits to student homes were and will be provided for students experiencing engagement challenges. Parents have been provided comprehensive information about community resources available to help them through the Navigator website, phone calls and text messages. Weekly student surveys have been used to help the staff identify those students who are most at risk and in need of immediate assistance.

A description of the plan for how the additional concentration grant add-on funding identified above will be used to increase the number of staff providing direct services to students at schools that have a high concentration (above 55 percent) of foster youth, English learners, and low-income students, as applicable.

The add-on funding will be used to hire additional small group instructors in 1st, 2nd and 3rd grades so they can provide direct literacy instruction to smaller groups of students. The additional funding will also allow for an additional part time psychologist to be hired to provide direct instruction in social skills and behavior to small groups of students. Also, the additional monies will be used to hire teachers-in-training who are able to provide additional direct instruction to key subgroups of students including foster youth, English learners, and economically disadvantaged students, during the extended day portion of school. Finally, the additional concentration grant add-on funding allowed the school to hire at least two staff people per classroom to support students in the summer school program.



<b>Staff-to-student ratios by type of school and concentration of unduplicated students</b>	Schools with a student concentration of 55 percent or less	Schools with a student concentration of greater than 55 percent
Staff-to-student ratio of classified staff providing direct services to students		4:60
Staff-to-student ratio of certificated staff providing direct services to students		4:180

## 2022-23 Total Expenditures Table

Totals	LCFF Funds	Other State Funds	Local Funds	Federal Funds	Total Funds	Total Personnel	Total Non-personnel
Totals	\$3,430,921.00	\$194,850.00		\$948,324.00	\$4,574,095.00	\$3,391,737.00	\$1,182,358.00

Goal	Action #	Action Title	Student Group(s)	LCFF Funds	Other State Funds	Local Funds	Federal Funds	Total Funds
1	1.1		English Learners Foster Youth Low Income	\$592,343.00				\$592,343.00
1	1.2		English Learners Foster Youth Low Income				\$79,805.00	\$79,805.00
1	1.3		All	\$3,400.00				\$3,400.00
1	1.4		All	\$327,266.00				\$327,266.00
1	1.5		All	\$618,520.00				\$618,520.00
2	2.1		All	\$1,076,000.00				\$1,076,000.00
2	2.2		English Learners Foster Youth Low Income	\$217,251.00			\$42,000.00	\$259,251.00
2	2.3		English Learners Foster Youth Low Income				\$314,269.00	\$314,269.00
2	2.4		English Learners Foster Youth Low Income					
2	2.5		All				\$115,500.00	\$115,500.00
2	2.6		English Learners Foster Youth Low Income	\$80,577.00				\$80,577.00
3	3.1		All					
3	3.2		All					

Goal	Action #	Action Title	Student Group(s)	LCFF Funds	Other State Funds	Local Funds	Federal Funds	Total Funds
4	4.1		Students with Disabilities	\$203,149.00	\$180,000.00		\$45,000.00	\$428,149.00
4	4.2		English Learners Foster Youth Low Income	\$27,217.00			\$2,000.00	\$29,217.00
4	4.3		English Learners Foster Youth Low Income				\$46,250.00	\$46,250.00
4	4.4		English Learners Foster Youth Low Income	\$49,465.00	\$14,850.00		\$271,000.00	\$335,315.00
4	4.5		All Students with Disabilities	\$116,000.00			\$32,500.00	\$148,500.00
5	5.1		All	\$60,375.00				\$60,375.00
5	5.2		English Learners Foster Youth Low Income	\$10,044.00				\$10,044.00
5	5.3		All	\$26,200.00				\$26,200.00
5	5.4		All	\$12,200.00				\$12,200.00
5	5.5		All	\$10,914.00				\$10,914.00

## 2022-23 Contributing Actions Table

1. Projected LCFF Base Grant	2. Projected LCFF Supplemental and/or Concentration Grants	3. Projected Percentage to Increase or Improve Services for the Coming School Year (2 divided by 1)	LCFF Carryover — Percentage (Percentage from Prior Year)	Total Percentage to Increase or Improve Services for the Coming School Year (3 + Carryover %)	4. Total Planned Contributing Expenditures (LCFF Funds)	5. Total Planned Percentage of Improved Services (%)	Planned Percentage to Increase or Improve Services for the Coming School Year (4 divided by 1, plus 5)	Totals by Type	Total LCFF Funds
4,708,888	820,268	17.42%	0.00%	17.42%	\$980,297.00	0.00%	20.82 %	<b>Total:</b>	\$980,297.00
								<b>LEA-wide Total:</b>	\$0.00
								<b>Limited Total:</b>	\$0.00
								<b>Schoolwide Total:</b>	\$980,297.00

Goal	Action #	Action Title	Contributing to Increased or Improved Services?	Scope	Unduplicated Student Group(s)	Location	Planned Expenditures for Contributing Actions (LCFF Funds)	Planned Percentage of Improved Services (%)
1	1.1		Yes	Schoolwide	English Learners Foster Youth Low Income		\$592,343.00	
1	1.2		Yes	Schoolwide	English Learners Foster Youth Low Income			
1	1.3		Yes	Schoolwide			\$3,400.00	
2	2.2		Yes	Schoolwide	English Learners Foster Youth Low Income		\$217,251.00	
2	2.3		Yes	Schoolwide	English Learners Foster Youth Low Income			
2	2.4		Yes	Schoolwide	English Learners Foster Youth Low Income			

Goal	Action #	Action Title	Contributing to Increased or Improved Services?	Scope	Unduplicated Student Group(s)	Location	Planned Expenditures for Contributing Actions (LCFF Funds)	Planned Percentage of Improved Services (%)
2	2.6		Yes	Schoolwide	English Learners Foster Youth Low Income		\$80,577.00	
4	4.2		Yes	Schoolwide	English Learners Foster Youth Low Income		\$27,217.00	
4	4.3		Yes	Schoolwide	English Learners Foster Youth Low Income			
4	4.4		Yes	Schoolwide	English Learners Foster Youth Low Income		\$49,465.00	
5	5.2		Yes	Schoolwide	English Learners Foster Youth Low Income		\$10,044.00	

## 2021-22 Annual Update Table

Totals	Last Year's Total Planned Expenditures (Total Funds)	Total Estimated Expenditures (Total Funds)
<b>Totals</b>	\$3,897,767.00	\$3,878,302.00

Last Year's Goal #	Last Year's Action #	Prior Action/Service Title	Contributed to Increased or Improved Services?	Last Year's Planned Expenditures (Total Funds)	Estimated Actual Expenditures (Input Total Funds)
1	1.1		Yes	\$440,972.00	\$476,231
1	1.2		Yes	\$60,750.00	\$64,855.00
1	1.3		Yes	\$2,500.00	\$2,500
1	1.4		No	\$389,641.00	\$318,407.00
1	1.5		Yes	\$484,545.00	\$484,545.00
1	1.6		No	\$60,750.00	\$60,750.00
2	2.1		No	\$788,445.00	\$782,274.00
2	2.2		Yes	\$257,851.00	\$271,555.00
2	2.3		Yes	\$276,170.00	\$304,524.00
2	2.4		Yes	\$0.00	\$0.00

Last Year's Goal #	Last Year's Action #	Prior Action/Service Title	Contributed to Increased or Improved Services?	Last Year's Planned Expenditures (Total Funds)	Estimated Actual Expenditures (Input Total Funds)
2	2.5		Yes	\$115,500.00	\$58,699.00
2	2.6		No	\$30,200.00	\$29,536.00
3	3.1		No	\$0.00	\$0.00
3	3.2		No	\$0.00	\$0.00
4	4.1		Yes	\$428,149.00	\$380,352.00
4	4.2		Yes	\$29,217.00	\$39,443.00
4	4.3		Yes	\$30,050.00	\$81,894.00
4	4.4		Yes	\$110,226.00	\$210,236.00
4	4.5		Yes	\$177,750.00	\$124,750.00
4	4.6		Yes	\$27,360.00	\$0.00
4	4.7		Yes	\$10,000.00	\$0.00
5	5.1		No	\$58,246.00	\$58,919.00
5	5.2		Yes	\$9,190.00	\$9,000.00

Last Year's Goal #	Last Year's Action #	Prior Action/Service Title	Contributed to Increased or Improved Services?	Last Year's Planned Expenditures (Total Funds)	Estimated Actual Expenditures (Input Total Funds)
5	5.3		No	\$43,250.00	\$48,123.00
5	5.4		No	\$27,005.00	\$29,753.00
5	5.5		No	\$40,000.00	\$41,956.00



**2021-22 Contributing Actions Annual Update Table**

6. Estimated LCFF Supplemental and/or Concentration Grants (Input Dollar Amount)	4. Total Planned Contributing Expenditures (LCFF Funds)	7. Total Estimated Expenditures for Contributing Actions (LCFF Funds)	Difference Between Planned and Estimated Expenditures for Contributing Actions (Subtract 7 from 4)	5. Total Planned Percentage of Improved Services (%)	8. Total Estimated Percentage of Improved Services (%)	Difference Between Planned and Estimated Percentage of Improved Services (Subtract 5 from 8)
	\$2,154,010.00	\$2,122,680.00	\$31,330.00	0.00%	0.00%	0.00%

Last Year's Goal #	Last Year's Action #	Prior Action/Service Title	Contributing to Increased or Improved Services?	Last Year's Planned Expenditures for Contributing Actions (LCFF Funds)	Estimated Actual Expenditures for Contributing Actions (Input LCFF Funds)	Planned Percentage of Improved Services	Estimated Actual Percentage of Improved Services (Input Percentage)
1	1.1		Yes	\$440,972.00	\$476,231.00		
1	1.2		Yes	\$60,750.00	\$64,855.00		
1	1.3		Yes	\$2,500.00	\$2,500.00		
1	1.5		Yes	\$484,545.00	\$484,545.00		
2	2.2		Yes	\$257,851.00	\$271,555.00		
2	2.3		Yes				
2	2.4		Yes				
2	2.5		Yes	\$115,500.00	\$58,699.00		
4	4.1		Yes	\$428,149.00	\$380,352.00		
4	4.2		Yes	\$29,217.00	\$39,443.00		
4	4.3		Yes				
4	4.4		Yes	\$110,226.00	\$210,750.00		

Last Year's Goal #	Last Year's Action #	Prior Action/Service Title	Contributing to Increased or Improved Services?	Last Year's Planned Expenditures for Contributing Actions (LCFF Funds)	Estimated Actual Expenditures for Contributing Actions (Input LCFF Funds)	Planned Percentage of Improved Services	Estimated Actual Percentage of Improved Services (Input Percentage)
4	4.5		Yes	\$177,750.00	\$124,750.00		
4	4.6		Yes	\$27,360.00	\$0.00		
4	4.7		Yes	\$10,000.00	\$0.00		
5	5.2		Yes	\$9,190.00	\$9,000.00		

**2021-22 LCFF Carryover Table**

9. Estimated Actual LCFF Base Grant (Input Dollar Amount)	6. Estimated Actual LCFF Supplemental and/or Concentration Grants	LCFF Carryover — Percentage (Percentage from Prior Year)	10. Total Percentage to Increase or Improve Services for the Current School Year (6 divided by 9 + Carryover %)	7. Total Estimated Actual Expenditures for Contributing Actions (LCFF Funds)	8. Total Estimated Actual Percentage of Improved Services (%)	11. Estimated Actual Percentage of Increased or Improved Services (7 divided by 9, plus 8)	12. LCFF Carryover — Dollar Amount (Subtract 11 from 10 and multiply by 9)	13. LCFF Carryover — Percentage (12 divided by 9)
		0	0.00%	\$2,122,680.00	0.00%	0.00%	\$0.00	0.00%

# Instructions

[Plan Summary](#)

[Engaging Educational Partners](#)

[Goals and Actions](#)

[Increased or Improved Services for Foster Youth, English Learners, and Low-Income Students](#)

*For additional questions or technical assistance related to the completion of the Local Control and Accountability Plan (LCAP) template, please contact the local county office of education (COE), or the California Department of Education's (CDE's) Local Agency Systems Support Office, by phone at 916-319-0809 or by email at [lcff@cde.ca.gov](mailto:lcff@cde.ca.gov).*

## Introduction and Instructions

The Local Control Funding Formula (LCFF) requires local educational agencies (LEAs) to engage their local educational partners in an annual planning process to evaluate their progress within eight state priority areas encompassing all statutory metrics (COEs have 10 state priorities). LEAs document the results of this planning process in the LCAP using the template adopted by the State Board of Education.

The LCAP development process serves three distinct, but related functions:

- **Comprehensive Strategic Planning:** The process of developing and annually updating the LCAP supports comprehensive strategic planning (California *Education Code* [EC] Section 52064[e][1]). Strategic planning that is comprehensive connects budgetary decisions to teaching and learning performance data. LEAs should continually evaluate the hard choices they make about the use of limited resources to meet student and community needs to ensure opportunities and outcomes are improved for all students.
- **Meaningful Engagement of Educational Partners:** The LCAP development process should result in an LCAP that reflects decisions made through meaningful engagement (EC Section 52064[e][1]). Local educational partners possess valuable perspectives and insights about an LEA's programs and services. Effective strategic planning will incorporate these perspectives and insights in order to identify potential goals and actions to be included in the LCAP.
- **Accountability and Compliance:** The LCAP serves an important accountability function because aspects of the LCAP template require LEAs to show that they have complied with various requirements specified in the LCFF statutes and regulations, most notably:
  - Demonstrating that LEAs are increasing or improving services for foster youth, English learners, and low-income students in proportion to the amount of additional funding those students generate under LCFF (EC Section 52064[b][4-6]).
  - Establishing goals, supported by actions and related expenditures, that address the statutory priority areas and statutory metrics (EC sections 52064[b][1] and [2]).
  - Annually reviewing and updating the LCAP to reflect progress toward the goals (EC Section 52064[b][7]).

The LCAP template, like each LEA’s final adopted LCAP, is a document, not a process. LEAs must use the template to memorialize the outcome of their LCAP development process, which should: (a) reflect comprehensive strategic planning (b) through meaningful engagement with educational partners that (c) meets legal requirements, as reflected in the final adopted LCAP. The sections included within the LCAP template do not and cannot reflect the full development process, just as the LCAP template itself is not intended as a tool for engaging educational partners.

If a county superintendent of schools has jurisdiction over a single school district, the county board of education and the governing board of the school district may adopt and file for review and approval a single LCAP consistent with the requirements in *EC* sections 52060, 52062, 52066, 52068, and 52070. The LCAP must clearly articulate to which entity’s budget (school district or county superintendent of schools) all budgeted and actual expenditures are aligned.

The revised LCAP template for the 2021–22, 2022–23, and 2023–24 school years reflects statutory changes made through Assembly Bill 1840 (Committee on Budget), Chapter 243, Statutes of 2018. These statutory changes enhance transparency regarding expenditures on actions included in the LCAP, including actions that contribute to meeting the requirement to increase or improve services for foster youth, English learners, and low-income students, and to streamline the information presented within the LCAP to make adopted LCAPs more accessible for educational partners and the public.

At its most basic, the adopted LCAP should attempt to distill not just what the LEA is doing for students in transitional kindergarten through grade twelve (TK–12), but also allow educational partners to understand why, and whether those strategies are leading to improved opportunities and outcomes for students. LEAs are strongly encouraged to use language and a level of detail in their adopted LCAPs intended to be meaningful and accessible for the LEA’s diverse educational partners and the broader public.

In developing and finalizing the LCAP for adoption, LEAs are encouraged to keep the following overarching frame at the forefront of the strategic planning and educational partner engagement functions:

Given present performance across the state priorities and on indicators in the California School Dashboard (Dashboard), how is the LEA using its budgetary resources to respond to TK–12 student and community needs, and address any performance gaps, including by meeting its obligation to increase or improve services for foster youth, English learners, and low-income students?

LEAs are encouraged to focus on a set of metrics and actions that the LEA believes, based on input gathered from educational partners, research, and experience, will have the biggest impact on behalf of its TK–12 students.

These instructions address the requirements for each section of the LCAP, but may include information about effective practices when developing the LCAP and completing the LCAP itself. Additionally, information is included at the beginning of each section emphasizing the purpose that each section serves.

## **Plan Summary**

### **Purpose**

A well-developed Plan Summary section provides a meaningful context for the LCAP. This section provides information about an LEA's community as well as relevant information about student needs and performance. In order to provide a meaningful context for the rest of the LCAP, the content of this section should be clearly and meaningfully related to the content included in the subsequent sections of the LCAP.

## Requirements and Instructions

**General Information** – Briefly describe the LEA, its schools, and its students in grades TK–12, as applicable to the LEA. For example, information about an LEA in terms of geography, enrollment, or employment, the number and size of specific schools, recent community challenges, and other such information as an LEA wishes to include can enable a reader to more fully understand an LEA's LCAP.

**Reflections: Successes** – Based on a review of performance on the state indicators and local performance indicators included in the Dashboard, progress toward LCAP goals, local self-assessment tools, input from educational partners, and any other information, what progress is the LEA most proud of and how does the LEA plan to maintain or build upon that success? This may include identifying specific examples of how past increases or improvements in services for foster youth, English learners, and low-income students have led to improved performance for these students.

**Reflections: Identified Need** – Referring to the Dashboard, identify: (a) any state indicator for which overall performance was in the “Red” or “Orange” performance category or any local indicator where the LEA received a “Not Met” or “Not Met for Two or More Years” rating AND (b) any state indicator for which performance for any student group was two or more performance levels below the “all student” performance. What steps is the LEA planning to take to address these areas of low performance and performance gaps? An LEA that is required to include a goal to address one or more consistently low-performing student groups or low-performing schools must identify that it is required to include this goal and must also identify the applicable student group(s) and/or school(s). Other needs may be identified using locally collected data including data collected to inform the self-reflection tools and reporting local indicators on the Dashboard.

**LCAP Highlights** – Identify and briefly summarize the key features of this year's LCAP.

**Comprehensive Support and Improvement** – An LEA with a school or schools identified for comprehensive support and improvement (CSI) under the Every Student Succeeds Act must respond to the following prompts:

- **Schools Identified:** Identify the schools within the LEA that have been identified for CSI.
- **Support for Identified Schools:** Describe how the LEA has or will support the identified schools in developing CSI plans that included a school-level needs assessment, evidence-based interventions, and the identification of any resource inequities to be addressed through the implementation of the CSI plan.
- **Monitoring and Evaluating Effectiveness:** Describe how the LEA will monitor and evaluate the implementation and effectiveness of the CSI plan to support student and school improvement.

## Engaging Educational Partners

## Purpose

Significant and purposeful engagement of parents, students, educators, and other educational partners, including those representing the student groups identified by LCFF, is critical to the development of the LCAP and the budget process. Consistent with statute, such engagement should support comprehensive strategic planning, accountability, and improvement across the state priorities and locally identified priorities (*EC* Section 52064[e][1]). Engagement of educational partners is an ongoing, annual process.

This section is designed to reflect how the engagement of educational partners influenced the decisions reflected in the adopted LCAP. The goal is to allow educational partners that participated in the LCAP development process and the broader public understand how the LEA engaged educational partners and the impact of that engagement. LEAs are encouraged to keep this goal in the forefront when completing this section.

Statute and regulations specify the educational partners that school districts and COEs must consult when developing the LCAP: teachers, principals, administrators, other school personnel, local bargaining units of the LEA, parents, and students. Before adopting the LCAP, school districts and COEs must share it with the Parent Advisory Committee and, if applicable, to its English Learner Parent Advisory Committee. The superintendent is required by statute to respond in writing to the comments received from these committees. School districts and COEs must also consult with the special education local plan area administrator(s) when developing the LCAP.

Statute requires charter schools to consult with teachers, principals, administrators, other school personnel, parents, and students in developing the LCAP. The LCAP should also be shared with, and LEAs should request input from, schoolsite-level advisory groups, as applicable (e.g., schoolsite councils, English Learner Advisory Councils, student advisory groups, etc.), to facilitate alignment between schoolsite and district-level goals and actions.

Information and resources that support effective engagement, define student consultation, and provide the requirements for advisory group composition, can be found under Resources on the following web page of the CDE's website: <https://www.cde.ca.gov/re/lc/>.

## Requirements and Instructions

Below is an excerpt from the 2018–19 *Guide for Annual Audits of K–12 Local Education Agencies and State Compliance Reporting*, which is provided to highlight the legal requirements for engagement of educational partners in the LCAP development process:

### **Local Control and Accountability Plan:**

For county offices of education and school districts only, verify the LEA:

- a) Presented the local control and accountability plan to the parent advisory committee in accordance with Education Code section 52062(a)(1) or 52068(a)(1), as appropriate.
- b) If applicable, presented the local control and accountability plan to the English learner parent advisory committee, in accordance with Education Code section 52062(a)(2) or 52068(a)(2), as appropriate.

- c) Notified members of the public of the opportunity to submit comments regarding specific actions and expenditures proposed to be included in the local control and accountability plan in accordance with Education Code section 52062(a)(3) or 52068(a)(3), as appropriate.
- d) Held at least one public hearing in accordance with Education Code section 52062(b)(1) or 52068(b)(1), as appropriate.
- e) Adopted the local control and accountability plan in a public meeting in accordance with Education Code section 52062(b)(2) or 52068(b)(2), as appropriate.

**Prompt 1:** “A summary of the process used to engage educational partners and how this engagement was considered before finalizing the LCAP.”

Describe the engagement process used by the LEA to involve educational partners in the development of the LCAP, including, at a minimum, describing how the LEA met its obligation to consult with all statutorily required educational partners as applicable to the type of LEA. A sufficient response to this prompt must include general information about the timeline of the process and meetings or other engagement strategies with educational partners. A response may also include information about an LEA’s philosophical approach to engaging its educational partners.

**Prompt 2:** “A summary of the feedback provided by specific educational partners.”

Describe and summarize the feedback provided by specific educational partners. A sufficient response to this prompt will indicate ideas, trends, or inputs that emerged from an analysis of the feedback received from educational partners.

**Prompt 3:** “A description of the aspects of the LCAP that were influenced by specific input from educational partners.”

A sufficient response to this prompt will provide educational partners and the public with clear, specific information about how the engagement process influenced the development of the LCAP. The response must describe aspects of the LCAP that were influenced by or developed in response to the educational partner feedback described in response to Prompt 2. This may include a description of how the LEA prioritized requests of educational partners within the context of the budgetary resources available or otherwise prioritized areas of focus within the LCAP. For the purposes of this prompt, “aspects” of an LCAP that may have been influenced by educational partner input can include, but are not necessarily limited to:

- Inclusion of a goal or decision to pursue a Focus Goal (as described below)
- Inclusion of metrics other than the statutorily required metrics
- Determination of the desired outcome on one or more metrics
- Inclusion of performance by one or more student groups in the Measuring and Reporting Results subsection
- Inclusion of action(s) or a group of actions
- Elimination of action(s) or group of actions
- Changes to the level of proposed expenditures for one or more actions



- Inclusion of action(s) as contributing to increased or improved services for unduplicated services
- Determination of effectiveness of the specific actions to achieve the goal
- Determination of material differences in expenditures
- Determination of changes made to a goal for the ensuing LCAP year based on the annual update process
- Determination of challenges or successes in the implementation of actions

## Goals and Actions

### Purpose

Well-developed goals will clearly communicate to educational partners what the LEA plans to accomplish, what the LEA plans to do in order to accomplish the goal, and how the LEA will know when it has accomplished the goal. A goal statement, associated metrics and expected outcomes, and the actions included in the goal should be in alignment. The explanation for why the LEA included a goal is an opportunity for LEAs to clearly communicate to educational partners and the public why, among the various strengths and areas for improvement highlighted by performance data and strategies and actions that could be pursued, the LEA decided to pursue this goal, and the related metrics, expected outcomes, actions, and expenditures.

A well-developed goal can be focused on the performance relative to a metric or metrics for all students, a specific student group(s), narrowing performance gaps, or implementing programs or strategies expected to impact outcomes. LEAs should assess the performance of their student groups when developing goals and the related actions to achieve such goals.

### Requirements and Instructions

LEAs should prioritize the goals, specific actions, and related expenditures included within the LCAP within one or more state priorities. LEAs should consider performance on the state and local indicators, including their locally collected and reported data for the local indicators that are included in the Dashboard in determining whether and how to prioritize its goals within the LCAP.

In order to support prioritization of goals, the LCAP template provides LEAs with the option of developing three different kinds of goals:

- **Focus Goal:** A Focus Goal is relatively more concentrated in scope and may focus on a fewer number of metrics to measure improvement. A Focus Goal statement will be time bound and make clear how the goal is to be measured.
- **Broad Goal:** A Broad Goal is relatively less concentrated in its scope and may focus on improving performance across a wide range of metrics.
- **Maintenance of Progress Goal:** A Maintenance of Progress Goal includes actions that may be ongoing without significant changes and allows an LEA to track performance on any metrics not addressed in the other goals of the LCAP.

At a minimum, the LCAP must address all LCFF priorities and associated metrics.

## **Focus Goal(s)**

**Goal Description:** The description provided for a Focus Goal must be specific, measurable, and time bound. An LEA develops a Focus Goal to address areas of need that may require or benefit from a more specific and data intensive approach. The Focus Goal can explicitly reference the metric(s) by which achievement of the goal will be measured and the time frame according to which the LEA expects to achieve the goal.

**Explanation of why the LEA has developed this goal:** Explain why the LEA has chosen to prioritize this goal. An explanation must be based on Dashboard data or other locally collected data. LEAs must describe how the LEA identified this goal for focused attention, including relevant consultation with educational partners. LEAs are encouraged to promote transparency and understanding around the decision to pursue a focus goal.

## **Broad Goal**

**Goal Description:** Describe what the LEA plans to achieve through the actions included in the goal. The description of a broad goal will be clearly aligned with the expected measurable outcomes included for the goal. The goal description organizes the actions and expected outcomes in a cohesive and consistent manner. A goal description is specific enough to be measurable in either quantitative or qualitative terms. A broad goal is not as specific as a focus goal. While it is specific enough to be measurable, there are many different metrics for measuring progress toward the goal.

**Explanation of why the LEA has developed this goal:** Explain why the LEA developed this goal and how the actions and metrics grouped together will help achieve the goal.

## **Maintenance of Progress Goal**

**Goal Description:** Describe how the LEA intends to maintain the progress made in the LCFF State Priorities not addressed by the other goals in the LCAP. Use this type of goal to address the state priorities and applicable metrics not addressed within the other goals in the LCAP. The state priorities and metrics to be addressed in this section are those for which the LEA, in consultation with educational partners, has determined to maintain actions and monitor progress while focusing implementation efforts on the actions covered by other goals in the LCAP.

**Explanation of why the LEA has developed this goal:** Explain how the actions will sustain the progress exemplified by the related metrics.

## **Required Goals**

In general, LEAs have flexibility in determining what goals to include in the LCAP and what those goals will address; however, beginning with the development of the 2022–23 LCAP, LEAs that meet certain criteria are required to include a specific goal in their LCAP.

**Consistently low-performing student group(s) criteria:** An LEA is eligible for Differentiated Assistance for three or more consecutive years based on the performance of the same student group or groups in the Dashboard. A list of the LEAs required to include a goal in the LCAP based on student group performance, and the student group(s) that lead to identification, may be found on the CDE’s Local Control Funding Formula web page at <https://www.cde.ca.gov/fg/aa/lc/>.

- **Consistently low-performing student group(s) goal requirement:** An LEA meeting the consistently low-performing student group(s) criteria must include a goal in its LCAP focused on improving the performance of the student group or groups that led to the LEA’s eligibility for Differentiated

Assistance. This goal must include metrics, outcomes, actions, and expenditures specific to addressing the needs of, and improving outcomes for, this student group or groups. An LEA required to address multiple student groups is not required to have a goal to address each student group; however, each student group must be specifically addressed in the goal. This requirement may not be met by combining this required goal with another goal.

- **Goal Description:** Describe the outcomes the LEA plans to achieve to address the needs of, and improve outcomes for, the student group or groups that led to the LEA's eligibility for Differentiated Assistance.
- **Explanation of why the LEA has developed this goal:** Explain why the LEA is required to develop this goal, including identifying the student group(s) that lead to the LEA being required to develop this goal, how the actions and associated metrics included in this goal differ from previous efforts to improve outcomes for the student group(s), and why the LEA believes the actions, metrics, and expenditures included in this goal will help achieve the outcomes identified in the goal description.

**Low-performing school(s) criteria:** The following criteria only applies to a school district or COE with two or more schools; it does not apply to a single-school district. A school district or COE has one or more schools that, for two consecutive years, received the two lowest performance levels on all but one of the state indicators for which the school(s) receive performance levels in the Dashboard and the performance of the "All Students" student group for the LEA is at least one performance level higher in all of those indicators. A list of the LEAs required to include a goal in the LCAP based on school performance, and the school(s) that lead to identification, may be found on the CDE's Local Control Funding Formula web page at <https://www.cde.ca.gov/fg/aa/lc/>.

- **Low-performing school(s) goal requirement:** A school district or COE meeting the low-performing school(s) criteria must include a goal in its LCAP focusing on addressing the disparities in performance between the school(s) and the LEA as a whole. This goal must include metrics, outcomes, actions, and expenditures specific to addressing the needs of, and improving outcomes for, the students enrolled at the low-performing school or schools. An LEA required to address multiple schools is not required to have a goal to address each school; however, each school must be specifically addressed in the goal. This requirement may not be met by combining this goal with another goal.
- **Goal Description:** Describe what outcomes the LEA plans to achieve to address the disparities in performance between the students enrolled at the low-performing school(s) and the students enrolled at the LEA as a whole.
- **Explanation of why the LEA has developed this goal:** Explain why the LEA is required to develop this goal, including identifying the schools(s) that lead to the LEA being required to develop this goal; how the actions and associated metrics included in this goal differ from previous efforts to improve outcomes for the school(s); and why the LEA believes the actions, metrics, and expenditures included in this goal will help achieve the outcomes for students enrolled at the low-performing school or schools identified in the goal description.

### **Measuring and Reporting Results:**

For each LCAP year, identify the metric(s) that the LEA will use to track progress toward the expected outcomes. LEAs are encouraged to identify metrics for specific student groups, as appropriate, including expected outcomes that would reflect narrowing of any existing performance gaps.

Include in the baseline column the most recent data associated with this metric available at the time of adoption of the LCAP for the first year of the three-year plan. LEAs may use data as reported on the 2019 Dashboard for the baseline of a metric only if that data represents the most recent available (e.g., high school graduation rate).

Using the most recent data available may involve reviewing data the LEA is preparing for submission to the California Longitudinal Pupil Achievement Data System (CALPADS) or data that the LEA has recently submitted to CALPADS. Because final 2020–21 outcomes on some metrics may not be computable at the time the 2021–24 LCAP is adopted (e.g., graduation rate, suspension rate), the most recent data available may include a point in time calculation taken each year on the same date for comparability purposes.

The baseline data shall remain unchanged throughout the three-year LCAP.

Complete the table as follows:

- **Metric:** Indicate how progress is being measured using a metric.
- **Baseline:** Enter the baseline when completing the LCAP for 2021–22. As described above, the baseline is the most recent data associated with a metric. Indicate the school year to which the data applies, consistent with the instructions above.
- **Year 1 Outcome:** When completing the LCAP for 2022–23, enter the most recent data available. Indicate the school year to which the data applies, consistent with the instructions above.
- **Year 2 Outcome:** When completing the LCAP for 2023–24, enter the most recent data available. Indicate the school year to which the data applies, consistent with the instructions above.
- **Year 3 Outcome:** When completing the LCAP for 2024–25, enter the most recent data available. Indicate the school year to which the data applies, consistent with the instructions above. The 2024–25 LCAP will be the first year in the next three-year cycle. Completing this column will be part of the Annual Update for that year.
- **Desired Outcome for 2023–24:** When completing the first year of the LCAP, enter the desired outcome for the relevant metric the LEA expects to achieve by the end of the 2023–24 LCAP year.

Timeline for completing the “**Measuring and Reporting Results**” part of the Goal.

Metric	Baseline	Year 1 Outcome	Year 2 Outcome	Year 3 Outcome	Desired Outcome for Year 3 (2023–24)
Enter information in this box when completing the LCAP for <b>2021–22</b> .	Enter information in this box when completing the LCAP for <b>2021–22</b> .	Enter information in this box when completing the LCAP for <b>2022–23</b> . Leave blank until then.	Enter information in this box when completing the LCAP for <b>2023–24</b> . Leave blank until then.	Enter information in this box when completing the LCAP for <b>2024–25</b> . Leave blank until then.	Enter information in this box when completing the LCAP for <b>2021–22</b> or when adding a new metric.

The metrics may be quantitative or qualitative; but at minimum, an LEA’s LCAP must include goals that are measured using all of the applicable metrics for the related state priorities, in each LCAP year as applicable to the type of LEA. To the extent a state priority does not specify one or more metrics (e.g., implementation of state academic content and performance standards), the LEA must identify a metric to use within the LCAP. For these state priorities, LEAs are encouraged to use metrics based on or reported through the relevant self-reflection tool for local indicators within the Dashboard.

**Actions:** Enter the action number. Provide a short title for the action. This title will also appear in the action tables. Provide a description of the action. Enter the total amount of expenditures associated with this action. Budgeted expenditures from specific fund sources will be provided in the summary tables. Indicate whether the action contributes to meeting the increase or improved services requirement as described in the Increased or Improved Services section using a “Y” for Yes or an “N” for No. (**Note:** for each such action offered on an LEA-wide or schoolwide basis, the LEA will need to provide additional information in the Increased or Improved Summary Section to address the requirements in *California Code of Regulations*, Title 5 [5 CCR] Section 15496(b) in the Increased or Improved Services Section of the LCAP).

**Actions for English Learners:** School districts, COEs, and charter schools that have a numerically significant English learner student subgroup must include specific actions in the LCAP related to, at a minimum, the language acquisition programs, as defined in *EC* Section 306, provided to students and professional development activities specific to English learners.

**Actions for Foster Youth:** School districts, COEs, and charter schools that have a numerically significant Foster Youth student subgroup are encouraged to include specific actions in the LCAP designed to meet needs specific to Foster Youth students.

**Goal Analysis:**

Enter the LCAP Year.

Using actual annual measurable outcome data, including data from the Dashboard, analyze whether the planned actions were effective in achieving the goal. Respond to the prompts as instructed.

- Describe the overall implementation of the actions to achieve the articulated goal. Include a discussion of relevant challenges and successes experienced with the implementation process. This must include any instance where the LEA did not implement a planned action or implemented a planned action in a manner that differs substantively from how it was described in the adopted LCAP.
- Explain material differences between Budgeted Expenditures and Estimated Actual Expenditures and between the Planned Percentages of Improved Services and Estimated Actual Percentages of Improved Services, as applicable. Minor variances in expenditures or percentages do not need to be addressed, and a dollar-for-dollar accounting is not required.
- Describe the effectiveness of the specific actions to achieve the articulated goal as measured by the LEA. In some cases, not all actions in a goal will be intended to improve performance on all of the metrics associated with the goal. When responding to this prompt, LEAs may assess the effectiveness of a single action or group of actions within the goal in the context of performance on a single metric or group of specific metrics within the goal that are applicable to the action(s). Grouping actions with metrics will allow for more robust analysis of whether the strategy the LEA is using to impact a specified set of metrics is working and increase transparency for educational partners. LEAs are encouraged to use such an approach when goals include multiple actions and metrics that are not closely associated.
- Describe any changes made to this goal, expected outcomes, metrics, or actions to achieve this goal as a result of this analysis and analysis of the data provided in the Dashboard or other local data, as applicable.

## Increased or Improved Services for Foster Youth, English Learners, and Low-Income Students

### Purpose

A well-written Increased or Improved Services section provides educational partners with a comprehensive description, within a single dedicated section, of how an LEA plans to increase or improve services for its unduplicated students in grades TK–12 as compared to all students in grades TK–12, as applicable, and how LEA-wide or schoolwide actions identified for this purpose meet regulatory requirements. Descriptions provided should include sufficient detail yet be sufficiently succinct to promote a broader understanding of educational partners to facilitate their ability to provide input. An LEA’s description in this section must align with the actions included in the Goals and Actions section as contributing.

### Requirements and Instructions

***Projected LCFF Supplemental and/or Concentration Grants:*** Specify the amount of LCFF supplemental and concentration grant funds the LEA estimates it will receive in the coming year based on the number and concentration of low income, foster youth, and English learner students.

**Projected Additional LCFF Concentration Grant (15 percent):** Specify the amount of additional LCFF concentration grant add-on funding, as described in EC Section 42238.02, that the LEA estimates it will receive in the coming year.

**Projected Percentage to Increase or Improve Services for the Coming School Year:** Specify the estimated percentage by which services for unduplicated pupils must be increased or improved as compared to the services provided to all students in the LCAP year as calculated pursuant to 5 CCR Section 15496(a)(7).

**LCFF Carryover — Percentage:** Specify the LCFF Carryover — Percentage identified in the LCFF Carryover Table. If a carryover percentage is not identified in the LCFF Carryover Table, specify a percentage of zero (0.00%).

**LCFF Carryover — Dollar:** Specify the LCFF Carryover — Dollar amount identified in the LCFF Carryover Table. If a carryover amount is not identified in the LCFF Carryover Table, specify an amount of zero (\$0).

**Total Percentage to Increase or Improve Services for the Coming School Year:** Add the Projected Percentage to Increase or Improve Services for the Coming School Year and the Proportional LCFF Required Carryover Percentage and specify the percentage. This is the LEAs percentage by which services for unduplicated pupils must be increased or improved as compared to the services provided to all students in the LCAP year, as calculated pursuant to 5 CCR Section 15496(a)(7).

**Required Descriptions:**

**For each action being provided to an entire school, or across the entire school district or COE, an explanation of (1) how the needs of foster youth, English learners, and low-income students were considered first, and (2) how these actions are effective in meeting the goals for these students.**

For each action included in the Goals and Actions section as contributing to the increased or improved services requirement for unduplicated pupils and provided on an LEA-wide or schoolwide basis, the LEA must include an explanation consistent with 5 CCR Section 15496(b). For any such actions continued into the 2021–24 LCAP from the 2017–2020 LCAP, the LEA must determine whether or not the action was effective as expected, and this determination must reflect evidence of outcome data or actual implementation to date.

**Principally Directed and Effective:** An LEA demonstrates how an action is principally directed towards and effective in meeting the LEA’s goals for unduplicated students when the LEA explains how:

- It considers the needs, conditions, or circumstances of its unduplicated pupils;
- The action, or aspect(s) of the action (including, for example, its design, content, methods, or location), is based on these considerations; and
- The action is intended to help achieve an expected measurable outcome of the associated goal.

As such, the response provided in this section may rely on a needs assessment of unduplicated students.

Conclusory statements that a service will help achieve an expected outcome for the goal, without an explicit connection or further explanation as to how, are not sufficient. Further, simply stating that an LEA has a high enrollment percentage of a specific student group or groups does not meet the increase or improve services standard because enrolling students is not the same as serving students.

For example, if an LEA determines that low-income students have a significantly lower attendance rate than the attendance rate for all students, it might justify LEA-wide or schoolwide actions to address this area of need in the following way:

After assessing the needs, conditions, and circumstances of our low-income students, we learned that the attendance rate of our low-income students is 7 percent lower than the attendance rate for all students. (Needs, Conditions, Circumstances [Principally Directed])

In order to address this condition of our low-income students, we will develop and implement a new attendance program that is designed to address some of the major causes of absenteeism, including lack of reliable transportation and food, as well as a school climate that does not emphasize the importance of attendance. Goal N, Actions X, Y, and Z provide additional transportation and nutritional resources as well as a districtwide educational campaign on the benefits of high attendance rates. (Contributing Action[s])

These actions are being provided on an LEA-wide basis and we expect/hope that all students with less than a 100 percent attendance rate will benefit. However, because of the significantly lower attendance rate of low-income students, and because the actions meet needs most associated with the chronic stresses and experiences of a socio-economically disadvantaged status, we expect that the attendance rate for our low-income students will increase significantly more than the average attendance rate of all other students. (Measurable Outcomes [Effective In])

**COEs and Charter Schools:** Describe how actions included as contributing to meeting the increased or improved services requirement on an LEA-wide basis are principally directed to and effective in meeting its goals for unduplicated pupils in the state and any local priorities as described above. In the case of COEs and charter schools, schoolwide and LEA-wide are considered to be synonymous.

## **For School Districts Only:**

### **Actions Provided on an LEA-Wide Basis:**

***Unduplicated Percentage > 55 percent:*** For school districts with an unduplicated pupil percentage of 55 percent or more, describe how these actions are principally directed to and effective in meeting its goals for unduplicated pupils in the state and any local priorities as described above.

***Unduplicated Percentage < 55 percent:*** For school districts with an unduplicated pupil percentage of less than 55 percent, describe how these actions are principally directed to and effective in meeting its goals for unduplicated pupils in the state and any local priorities. Also describe how the actions **are the most effective use of the funds** to meet these goals for its unduplicated pupils. Provide the basis for this determination, including any alternatives considered, supporting research, experience, or educational theory.

### **Actions Provided on a Schoolwide Basis:**



School Districts must identify in the description those actions being funded and provided on a schoolwide basis, and include the required description supporting the use of the funds on a schoolwide basis.

**For schools with 40 percent or more enrollment of unduplicated pupils:** Describe how these actions are principally directed to and effective in meeting its goals for its unduplicated pupils in the state and any local priorities.

**For school districts expending funds on a schoolwide basis at a school with less than 40 percent enrollment of unduplicated pupils:** Describe how these actions are principally directed to and how the actions are the most effective use of the funds to meet its goals for foster youth, English learners, and low-income students in the state and any local priorities.

**A description of how services for foster youth, English learners, and low-income students are being increased or improved by the percentage required.**

Consistent with the requirements of 5 CCR Section 15496, describe how services provided for unduplicated pupils are increased or improved by at least the percentage calculated as compared to the services provided for all students in the LCAP year. To improve services means to grow services in quality and to increase services means to grow services in quantity. Services are increased or improved by those actions in the LCAP that are included in the Goals and Actions section as contributing to the increased or improved services requirement, whether they are provided on an LEA-wide or schoolwide basis or provided on a limited basis to unduplicated students. A limited action is an action that only serves foster youth, English learners, and/or low-income students. This description must address how these action(s) are expected to result in the required proportional increase or improvement in services for unduplicated pupils as compared to the services the LEA provides to all students for the relevant LCAP year.

For any action contributing to meeting the increased or improved services requirement that is associated with a Planned Percentage of Improved Services in the Contributing Summary Table rather than an expenditure of LCFF funds, describe the methodology that was used to determine the contribution of the action towards the proportional percentage. See the instructions for determining the Planned Percentage of Improved Services for information on calculating the Percentage of Improved Services.

**A description of the plan for how the additional concentration grant add-on funding identified above will be used to increase the number of staff providing direct services to students at schools that have a high concentration (above 55 percent) of foster youth, English learners, and low-income students, as applicable.**

An LEA that receives the additional concentration grant add-on described in EC Section 42238.02 is required to demonstrate how it is using these funds to increase the number of staff who provide direct services to students at schools with an enrollment of unduplicated students that is greater than 55 percent as compared to the number of staff who provide direct services to students at schools with an enrollment of unduplicated students that is equal to or less than 55 percent. The staff who provide direct services to students must be certificated staff and/or classified staff employed by the LEA; classified staff includes custodial staff.

Provide the following descriptions, as applicable to the LEA:

An LEA that does not receive a concentration grant or the concentration grant add-on must indicate that a response to this prompt is not applicable.

Identify the goal and action numbers of the actions in the LCAP that the LEA is implementing to meet the requirement to increase the number of staff who provide direct services to students at schools with an enrollment of unduplicated students that is greater than 55 percent.

An LEA that does not have comparison schools from which to describe how it is using the concentration grant add-on funds, such as an LEA that only has schools with an enrollment of unduplicated students that is greater than 55 percent, must describe how it is using the funds to increase the number of credentialed staff, classified staff, or both, including custodial staff, who provide direct services to students at selected schools and the criteria used to determine which schools require additional staffing support.

In the event that an additional concentration grant add-on is not sufficient to increase staff providing direct services to students at a school with an enrollment of unduplicated students that is greater than 55 percent, the LEA must describe how it is using the funds to retain staff providing direct services to students at a school with an enrollment of unduplicated students that is greater than 55 percent.

Complete the table as follows:

- Provide the staff-to-student ratio of classified staff providing direct services to students with a concentration of unduplicated students that is 55 percent or less and the staff-to-student ratio of classified staff providing direct services to students at schools with a concentration of unduplicated students that is greater than 55 percent, as applicable to the LEA. The LEA may group its schools by grade span (Elementary, Middle/Junior High, and High Schools), as applicable to the LEA. The staff-to-student ratio must be based on the number of full time equivalent (FTE) staff and the number of enrolled students as counted on the first Wednesday in October of each year.
- Provide the staff-to-student ratio of certificated staff providing direct services to students at schools with a concentration of unduplicated students that is 55 percent or less and the staff-to-student ratio of certificated staff providing direct services to students at schools with a concentration of unduplicated students that is greater than 55 percent, as applicable to the LEA. The LEA may group its schools by grade span (Elementary, Middle/Junior High, and High Schools), as applicable to the LEA. The staff-to-student ratio must be based on the number of FTE staff and the number of enrolled students as counted on the first Wednesday in October of each year.

## Action Tables

Complete the Data Entry Table for each action in the LCAP. The information entered into this table will automatically populate the other Action Tables. Information is only entered into the Data Entry Table, the Annual Update Table, the Contributing Actions Annual Update Table, and the LCFF Carryover Table. With the exception of the Data Entry Table, the word “input” has been added to column headers to aid in identifying the column(s) where information will be entered. Information is not entered on the remaining Action tables.

The following tables are required to be included as part of the LCAP adopted by the local governing board or governing body:

- Table 1: Total Planned Expenditures Table (for the coming LCAP Year)

- Table 2: Contributing Actions Table (for the coming LCAP Year)
- Table 3: Annual Update Table (for the current LCAP Year)
- Table 4: Contributing Actions Annual Update Table (for the current LCAP Year)
- Table 5: LCFF Carryover Table (for the current LCAP Year)

Note: The coming LCAP Year is the year that is being planned for, while the current LCAP year is the current year of implementation. For example, when developing the 2022–23 LCAP, 2022–23 will be the coming LCAP Year and 2021–22 will be the current LCAP Year.

## Data Entry Table

The Data Entry Table may be included in the LCAP as adopted by the local governing board or governing body, but is not required to be included. In the Data Entry Table, input the following information for each action in the LCAP for that applicable LCAP year:

- **LCAP Year:** Identify the applicable LCAP Year.
- **1. Projected LCFF Base Grant:** Provide the total amount of LCFF funding the LEA estimates it will receive for the coming school year, excluding the supplemental and concentration grants and the add-ons for the Targeted Instructional Improvement Grant Program and the Home to School Transportation Program, pursuant to 5 CCR Section 15496(a)(8).

See *EC* sections 2574 (for COEs) and 42238.02 (for school districts and charter schools), as applicable, for LCFF apportionment calculations.

- **2. Projected LCFF Supplemental and/or Concentration Grants:** Provide the total amount of LCFF supplemental and concentration grants the LEA estimates it will receive on the basis of the number and concentration of unduplicated students for the coming school year.
- **3. Projected Percentage to Increase or Improve Services for the Coming School Year:** This percentage will not be entered; it is calculated based on the Projected LCFF Base Grant and the Projected LCFF Supplemental and/or Concentration Grants, pursuant to 5 CCR Section 15496(a)(8). This is the percentage by which services for unduplicated pupils must be increased or improved as compared to the services provided to all students in the coming LCAP year.
- **LCFF Carryover — Percentage:** Specify the LCFF Carryover — Percentage identified in the LCFF Carryover Table from the prior LCAP year. If a carryover percentage is not identified in the LCFF Carryover Table, specify a percentage of zero (0.00%).
- **Total Percentage to Increase or Improve Services for the Coming School Year:** This percentage will not be entered; it is calculated based on the Projected Percentage to Increase or Improve Services for the Coming School Year and the LCFF Carryover —

Percentage. This is the percentage by which the LEA must increase or improve services for unduplicated pupils as compared to the services provided to all students in the coming LCAP year.

- **Goal #:** Enter the LCAP Goal number for the action.
- **Action #:** Enter the action's number as indicated in the LCAP Goal.
- **Action Title:** Provide a title of the action.
- **Student Group(s):** Indicate the student group or groups who will be the primary beneficiary of the action by entering "All," or by entering a specific student group or groups.
- **Contributing to Increased or Improved Services?:** Type "Yes" if the action **is** included as contributing to meeting the increased or improved services; OR, type "No" if the action is **not** included as contributing to meeting the increased or improved services.
- If "Yes" is entered into the Contributing column, then complete the following columns:
  - **Scope:** The scope of an action may be LEA-wide (i.e., districtwide, countywide, or charterwide), schoolwide, or limited. An action that is LEA-wide in scope upgrades the entire educational program of the LEA. An action that is schoolwide in scope upgrades the entire educational program of a single school. An action that is limited in its scope is an action that serves only one or more unduplicated student groups.
  - **Unduplicated Student Group(s):** Regardless of scope, contributing actions serve one or more unduplicated student groups. Indicate one or more unduplicated student groups for whom services are being increased or improved as compared to what all students receive.
  - **Location:** Identify the location where the action will be provided. If the action is provided to all schools within the LEA, the LEA must indicate "All Schools." If the action is provided to specific schools within the LEA or specific grade spans only, the LEA must enter "Specific Schools" or "Specific Grade Spans." Identify the individual school or a subset of schools or grade spans (e.g., all high schools or grades transitional kindergarten through grade five), as appropriate.
- **Time Span:** Enter "ongoing" if the action will be implemented for an indeterminate period of time. Otherwise, indicate the span of time for which the action will be implemented. For example, an LEA might enter "1 Year," or "2 Years," or "6 Months."
- **Total Personnel:** Enter the total amount of personnel expenditures utilized to implement this action.
- **Total Non-Personnel:** This amount will be automatically calculated based on information provided in the Total Personnel column and the Total Funds column.

- **LCFF Funds:** Enter the total amount of LCFF funds utilized to implement this action, if any. LCFF funds include all funds that make up an LEA’s total LCFF target (i.e., base grant, grade span adjustment, supplemental grant, concentration grant, Targeted Instructional Improvement Block Grant, and Home-To-School Transportation).
  - **Note:** For an action to contribute towards meeting the increased or improved services requirement it must include some measure of LCFF funding. The action may also include funding from other sources, however the extent to which an action contributes to meeting the increased or improved services requirement is based on the LCFF funding being used to implement the action.
- **Other State Funds:** Enter the total amount of Other State Funds utilized to implement this action, if any.
- **Local Funds:** Enter the total amount of Local Funds utilized to implement this action, if any.
- **Federal Funds:** Enter the total amount of Federal Funds utilized to implement this action, if any.
- **Total Funds:** This amount is automatically calculated based on amounts entered in the previous four columns.
- **Planned Percentage of Improved Services:** For any action identified as contributing, being provided on a Limited basis to unduplicated students, and that does not have funding associated with the action, enter the planned quality improvement anticipated for the action as a percentage rounded to the nearest hundredth (0.00%). A limited action is an action that only serves foster youth, English learners, and/or low-income students.
  - As noted in the instructions for the Increased or Improved Services section, when identifying a Planned Percentage of Improved Services, the LEA must describe the methodology that it used to determine the contribution of the action towards the proportional percentage. The percentage of improved services for an action corresponds to the amount of LCFF funding that the LEA estimates it would expend to implement the action if it were funded.

For example, an LEA determines that there is a need to analyze data to ensure that instructional aides and expanded learning providers know what targeted supports to provide to students who are foster youth. The LEA could implement this action by hiring additional staff to collect and analyze data and to coordinate supports for students, which the LEA estimates would cost \$165,000. Instead, the LEA chooses to utilize a portion of existing staff time to analyze data relating to students who are foster youth. This analysis will then be shared with site principals who will use the data to coordinate services provided by instructional assistants and expanded learning providers to target support to students. In this example, the LEA would divide the estimated cost of \$165,000 by the amount of LCFF Funding identified in the Data Entry Table and then convert the quotient to a percentage. This percentage is the Planned Percentage of Improved Service for the action.

## Contributing Actions Table

As noted above, information will not be entered in the Contributing Actions Table; however, the ‘Contributing to Increased or Improved Services?’ column will need to be checked to ensure that only actions with a “Yes” are displaying. If actions with a “No” are displayed or if actions that are contributing are not displaying in the column, use the drop-down menu in the column header to filter only the “Yes” responses.

## Annual Update Table

In the Annual Update Table, provide the following information for each action in the LCAP for the relevant LCAP year:

- **Estimated Actual Expenditures:** Enter the total estimated actual expenditures to implement this action, if any.

## Contributing Actions Annual Update Table

In the Contributing Actions Annual Update Table, check the ‘Contributing to Increased or Improved Services?’ column to ensure that only actions with a “Yes” are displaying. If actions with a “No” are displayed or if actions that are contributing are not displaying in the column, use the drop-down menu in the column header to filter only the “Yes” responses. Provide the following information for each contributing action in the LCAP for the relevant LCAP year:

- **6. Estimated Actual LCFF Supplemental and/or Concentration Grants:** Provide the total amount of LCFF supplemental and concentration grants the LEA estimates it will actually receive based on of the number and concentration of unduplicated students in the current school year.
- **Estimated Actual Expenditures for Contributing Actions:** Enter the total estimated actual expenditure of LCFF funds used to implement this action, if any.
- **Estimated Actual Percentage of Improved Services:** For any action identified as contributing, being provided on a Limited basis only to unduplicated students, and that does not have funding associated with the action, enter the total estimated actual quality improvement anticipated for the action as a percentage rounded to the nearest hundredth (0.00%).
  - Building on the example provided above for calculating the Planned Percentage of Improved Services, the LEA in the example implements the action. As part of the annual update process, the LEA reviews implementation and student outcome data and determines that the action was implemented with fidelity and that outcomes for foster youth students improved. The LEA reviews the original estimated cost for the action and determines that had it hired additional staff to collect and analyze data and to coordinate supports for students that estimated actual cost would have been \$169,500 due to a cost of living adjustment. The LEA would divide the estimated actual cost of \$169,500 by the amount of LCFF Funding identified in the Data Entry Table and then convert the quotient to a percentage. This percentage is the Estimated Actual Percentage of Improved Services for the action.

## LCFF Carryover Table

- **9. Estimated Actual LCFF Base Grant:** Provide the total amount of LCFF funding the LEA estimates it will receive for the current school year, excluding the supplemental and concentration grants and the add-ons for the Targeted Instructional Improvement Grant Program and the Home to School Transportation Program, pursuant to 5 CCR Section 15496(a)(8).

- **10. Total Percentage to Increase or Improve Services for the Current School Year:** This percentage will not be entered. The percentage is calculated based on the amounts of the Estimated Actual LCFF Base Grant (9) and the Estimated Actual LCFF Supplemental and/or Concentration Grants (6), pursuant to 5 CCR Section 15496(a)(8), plus the LCFF Carryover – Percentage from the prior year. This is the percentage by which services for unduplicated pupils must be increased or improved as compared to the services provided to all students in the current LCAP year.

## Calculations in the Action Tables

To reduce the duplication of effort of LEAs, the Action Tables include functionality such as pre-population of fields and cells based on the information provided in the Data Entry Table, the Annual Update Summary Table, and the Contributing Actions Table. For transparency, the functionality and calculations used are provided below.

### Contributing Actions Table

- 4. Total Planned Contributing Expenditures (LCFF Funds)
  - This amount is the total of the Planned Expenditures for Contributing Actions (LCFF Funds) column
- 5. Total Planned Percentage of Improved Services
  - This percentage is the total of the Planned Percentage of Improved Services column
- Planned Percentage to Increase or Improve Services for the coming school year (4 divided by 1, plus 5)
  - This percentage is calculated by dividing the Total Planned Contributing Expenditures (4) by the Projected LCFF Base Grant (1), converting the quotient to a percentage, and adding it to the Total Planned Percentage of Improved Services (5).

### Contributing Actions Annual Update Table

Pursuant to *EC* Section 42238.07(c)(2), if the Total Planned Contributing Expenditures (4) is less than the Estimated Actual LCFF Supplemental and Concentration Grants (6), the LEA is required to calculate the difference between the Total Planned Percentage of Improved Services (5) and the Total Estimated Actual Percentage of Improved Services (7). If the Total Planned Contributing Expenditures (4) is equal to or greater than the Estimated Actual LCFF Supplemental and Concentration Grants (6), the Difference Between Planned and Estimated Actual Percentage of Improved Services will display “Not Required.”

- 6. Estimated Actual LCFF Supplemental and Concentration Grants
  - This is the total amount of LCFF supplemental and concentration grants the LEA estimates it will actually receive based on of the number and concentration of unduplicated students in the current school year.
- 4. Total Planned Contributing Expenditures (LCFF Funds)
  - This amount is the total of the Last Year's Planned Expenditures for Contributing Actions (LCFF Funds)

- 7. Total Estimated Actual Expenditures for Contributing Actions
  - This amount is the total of the Estimated Actual Expenditures for Contributing Actions (LCFF Funds)
- Difference Between Planned and Estimated Actual Expenditures for Contributing Actions (Subtract 7 from 4)
  - This amount is the Total Estimated Actual Expenditures for Contributing Actions (7) subtracted from the Total Planned Contributing Expenditures (4)
- 5. Total Planned Percentage of Improved Services (%)
  - This amount is the total of the Planned Percentage of Improved Services column
- 8. Total Estimated Actual Percentage of Improved Services (%)
  - This amount is the total of the Estimated Actual Percentage of Improved Services column
- Difference Between Planned and Estimated Actual Percentage of Improved Services (Subtract 5 from 8)
  - This amount is the Total Planned Percentage of Improved Services (5) subtracted from the Total Estimated Actual Percentage of Improved Services (8)

**LCFF Carryover Table**

- 10. Total Percentage to Increase or Improve Services for the Current School Year (6 divided by 9 + Carryover %)
  - This percentage is the Estimated Actual LCFF Supplemental and/or Concentration Grants (6) divided by the Estimated Actual LCFF Base Grant (9) plus the LCFF Carryover – Percentage from the prior year.
- 11. Estimated Actual Percentage of Increased or Improved Services (7 divided by 9, plus 8)
  - This percentage is the Total Estimated Actual Expenditures for Contributing Actions (7) divided by the LCFF Funding (9), then converting the quotient to a percentage and adding the Total Estimated Actual Percentage of Improved Services (8).
- 12. LCFF Carryover — Dollar Amount LCFF Carryover (Subtract 11 from 10 and multiply by 9)
  - If the Estimated Actual Percentage of Increased or Improved Services (11) is less than the Estimated Actual Percentage to Increase or Improve Services (10), the LEA is required to carry over LCFF funds.

The amount of LCFF funds is calculated by subtracting the Estimated Actual Percentage to Increase or Improve Services (11) from the Estimated Actual Percentage of Increased or Improved Services (10) and then multiplying by the Estimated Actual LCFF Base Grant (9). This amount is the amount of LCFF funds that is required to be carried over to the coming year.



- 13. LCFF Carryover — Percentage (12 divided by 9)
  - This percentage is the unmet portion of the Percentage to Increase or Improve Services that the LEA must carry over into the coming LCAP year. The percentage is calculated by dividing the LCFF Carryover (12) by the LCFF Funding (9).

California Department of Education  
January 2022