



Date: October 9, 2021

To: Board of Directors

From: Kevin Sved, CEO

Subject: CEO Update

The COVID-19 pandemic continues to impact Navigator Schools in significant ways. While classroom observations indicate high-quality instruction and high levels of student engagement, instructional staff are also tasked with addressing behavioral challenges and learning loss associated with a year and half of virtual learning. The academic team launched after school intervention programs by the start of the third week of school, which is a great accomplishment by the academic team in efforts to mitigate learning loss.

Navigator has not had any serious outbreaks of COVID-19. Mitigation strategies including face coverings, social distancing when eating, disinfecting, improved ventilation systems, COVID-19 testing, and contact tracing have all contributed to these positive outcomes. Additionally, Navigator's diligent efforts in March and April to provide access to vaccines for staff while those were scarce was an important factor in the low case rate as indicated in the attached tables. Nonetheless, the testing requirements and extensive contact tracing protocols have required significant investment of time from staff, impacting workloads that were already full with regular duties. This includes our site leaders, particularly our Vice Principals of Culture and Operations; school office staff; as well as support office personnel Ami Ortiz and Kirsten Carr who are continually monitoring the latest guidelines, administering on-site rapid COVID-19 testing, and providing extensive guidance and support to school site staff. Notifying families of possible exposure and explaining the requirements for quarantine (or modified quarantine) as well as the various testing options are all elements of the added new demands on our systems. Providing families support who chose independent study--both long-term and short-term--has also added to the time demands on our administrative team members. To help provide the necessary added support and help prevent major staff burnout, we are seeking to add a Site Operations Manager to both GPS and HPS, which is one component of the proposed revision to the 2021-22 Budget that the Board will consider on October 12, 2021.

The attached enrollment report provides a comprehensive overview of student demographics, including a distribution of students in independent study across schools and grades. One item to note is the current low percentage of students qualifying for free and reduced lunch. This is a snapshot in time of the data collection process which runs through the end of October. Submission of needed forms has been hampered by the pandemic with no parents allowed on campus. This challenge is coupled with the state providing access to free meals programs for all students regardless of income, making completion of the forms less meaningful to families. Staff are working diligently to educate parents on the importance of submitting these forms and we are confident the numbers will get much closer to our norms.

School	Students (positive results)	Students (exposed & tested *)	Staff (positive results)	Staff quarantined until tested
GPS	0	60	1	1
HPS	0	0	0	0
WPS	0	0	0	0

COVID-19 Positive Case Report w/close contacts quarantined (September 25-October 8)
 *Students can stay in school if both parties were masked

School	Students (positive results)	Students quarantined until tested	Staff (positive results)	Staff quarantined until tested
GPS	0	0	0	0
HPS	0	0	0	0
WPS	0	0	0	0

COVID-19 Positive Case Report w/close contacts quarantined (September 11-24)

School	Students (positive results)	Students quarantined until tested	Staff (positive results)	Staff quarantined until tested
GPS	2	19	0	6
HPS	1	14	0	4
WPS	0	0	0	0

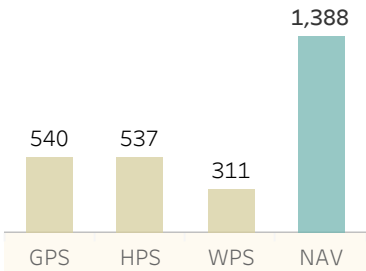
COVID-19 Positive Case Report w/close contacts quarantined (September 2-10)

School	Students (positive results)	Students quarantined until tested	Staff (positive results)	Staff quarantined until tested
GPS	9	28	0	2
HPS	2	12	1	6
WPS	1	18	0	0

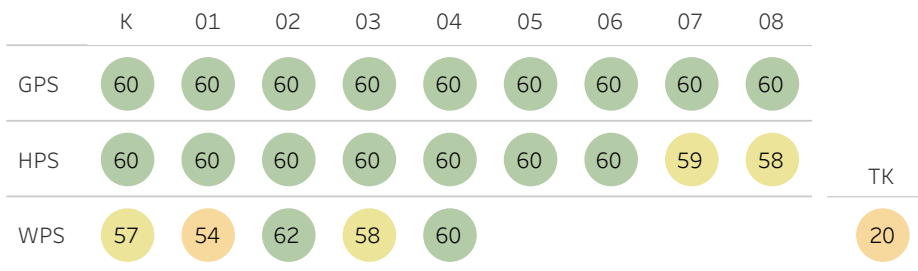
COVID-19 Positive Case Report w/close contacts quarantined (August 17-September 1)

ENROLLMENT Previous Weeks: <https://bit.ly/2X9hoX7>

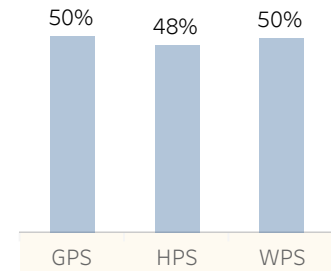
1. School **FILTER**



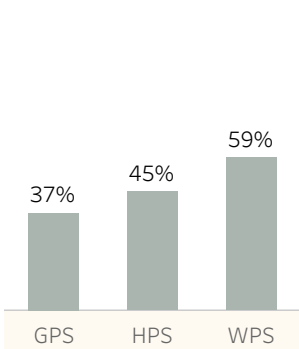
2. Grade Level



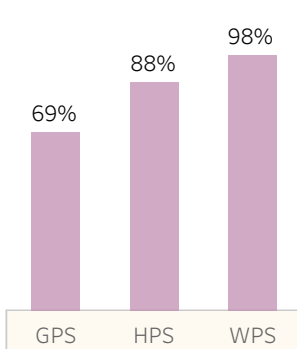
3. % Female



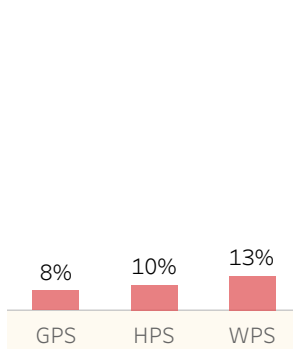
4. % Free/Reduced Lunch



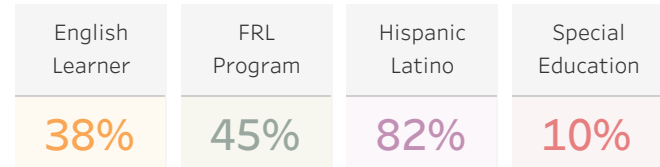
5. % Hispanic or Latino



6. % Special Education



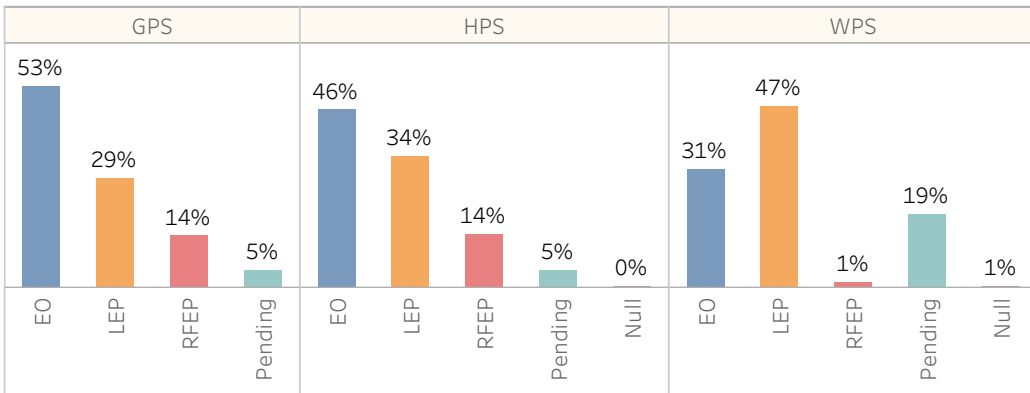
8. Student Groups **FILTER**



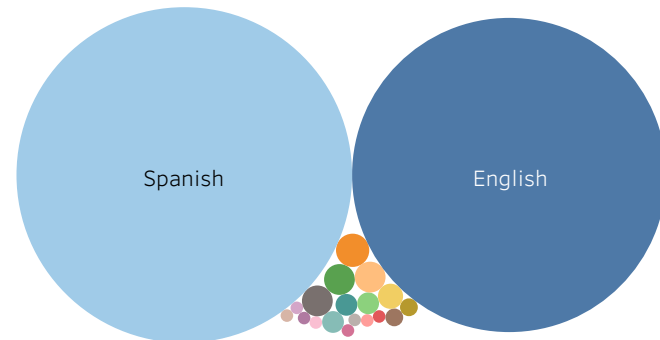
9. % Race/Ethnicity **FILTER**

HL	W	A	2+	AA/B	AI AN	HI PI
82.4%	10.0%	5.0%	1.2%	0.9%	0.2%	0.1%

7. % EL Program Code



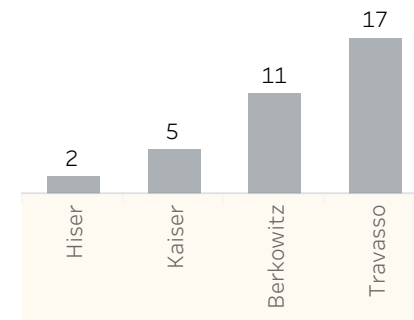
10. Primary Language



11. Long Term: Current Student Count


	TK	K	01	02	03	04	05	06	07	08	Total
GPS		2	2	2	4	5	1	2	1	2	21
HPS		2	3	2	1	1	2	0	0	2	13
WPS	0	0	1	0	0	0					1
NAV	0	4	6	4	5	6	3	2	1	4	35

12. LT: Students per Teacher



13. Comparison of Primary Language Percentages

All Students



Long Term IS



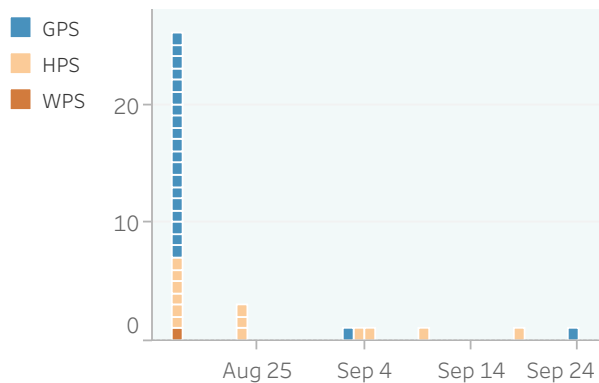
14. FRL Percentages

All Students	Long Term IS
45%	14%

15. EL Percentages

All Students	Long Term IS
38%	9%

16. Long Term: Count of Students by Start Date



17. Short Term: Current Student Count

	TK	K	01	02	03	04	05	06	07	08	Total
GPS		0	1	2	0	1	2	0	0	0	6
HPS		0	0	1	0	0	0	0	0	0	1
WPS	1	3	3	2	5	2					16
NAV	1	3	4	5	5	3	2	0	0	0	23