



Date: June 11, 2021
To: Board of Directors
From: Kevin Sved, CEO
Subject: Local Indicators

Local indicators must be reported to the governing body in conjunction with the adoption of the Local Control Accountability Plan (LCAP).

The State Board of Education (SBE) approved standards for the local indicators that support a local educational agency (LEA) in measuring and reporting progress within the appropriate priority area. The approved performance standards require a LEA to:

- Annually measure its progress in meeting the requirements of the specific LCFF priority.
- Report the results as part of a non-consent item at a regularly scheduled public meeting of the local governing board/body in conjunction with the adoption of the LCAP.
- Report results to the public through the Dashboard utilizing the SBE-adopted self-reflection tools for each local indicator.

The attached documents describe the approved standards and self-reflection tools that an LEA will use to report its progress on the local indicators. Additionally, the completed Local Indicators report is attached for Gilroy Prep, Hollister Prep, and Watsonville Prep.

This report does not require board approval.

Local Performance Indicator Self-Reflection

Local Educational Agency (LEA)	Contact Name and Title	Email and Phone
Navigator Schools - GPS	Kirsten Carr, Director of Engagement & Partnerships	Kirsten.carr@navigatorschools.org 831-217-4883

Introduction

The State Board of Education (SBE) approved standards for the local indicators that support a local educational agency (LEA) in measuring and reporting progress within the appropriate priority area. The approved performance standards require a LEA to:

- Annually measure its progress in meeting the requirements of the specific LCFF priority.
- Report the results as part of a non-consent item at a regularly scheduled public meeting of the local governing board/body in conjunction with the adoption of the LCAP.
- Report results to the public through the Dashboard utilizing the SBE-adopted self-reflection tools for each local indicator.

Below are the approved standards and self-reflection tools that an LEA will use to report its progress on the local indicators.

Performance Standards

The performance standards for the local performance indicators are:

Appropriately Assigned Teachers, Access to Curriculum-Aligned Instructional Materials, and Safe, Clean and Functional School Facilities (LCFF Priority 1)

The LEA annually measures its progress in meeting the Williams settlement requirements at 100% at all of its school sites, as applicable, and promptly addresses any complaints or other deficiencies identified throughout the academic year, as applicable; the LEA then reports the results to its local governing board at a regularly scheduled meeting and to reports to stakeholders and the public through the Dashboard.

Implementation of State Academic Standards (LCFF Priority 2)

The LEA annually measures its progress implementing state academic standards; the LEA then reports the results to its local governing board at a regularly scheduled meeting and reports to stakeholders and the public through the Dashboard.

Parent and Family Engagement (LCFF Priority 3)

The LEA annually measures its progress in: (1) seeking input from parents in decision making and (2) promoting parental participation in programs; the LEA then reports the results to its local governing board at a regularly scheduled meeting and reports to stakeholders and the public through the Dashboard.

School Climate (LCFF Priority 6)

The LEA administers a local climate survey at least every other year that provides a valid measure of perceptions of school safety and connectedness, such as the California Healthy Kids Survey, to students in at least one grade within the grade span(s) that the LEA serves (e.g., K-5, 6-8, 9-12), and reports the results to its local governing board at a regularly scheduled meeting of the local governing board and to stakeholders and the public through the Dashboard.

Access to a Broad Course of Study (LCFF Priority 7)

The LEA annually measures its progress in the extent to which students have access to, and are enrolled in, a broad course of study that includes the adopted courses of study specified in the California Education Code (EC) for Grades 1-6 and Grades 7-12, as applicable, including the programs and services developed and provided to unduplicated students and individuals with exceptional needs; the LEA then reports the results to its local governing board at a regularly scheduled meeting and reports to stakeholders and the public through the Dashboard.

Coordination of Services for Expelled Students-County Office of Education (COE) Only (LCFF Priority 9)

The county office of education (COE) annually measures its progress in coordinating instruction as required by California EC Section 48926; the COE then reports the results to its local governing board at a regularly scheduled meeting and reports to stakeholders and the public through the Dashboard.

Coordination of Services for Foster Youth-COE Only (LCFF Priority 10)

The COE annually measures its progress in coordinating services for foster youth; the COE then reports the results to its local governing board at a regularly scheduled meeting and reports to stakeholders and the public through the Dashboard.

Self-Reflection Tools

An LEA uses the self-reflection tools included within the Dashboard to report its progress on the local performance indicator to stakeholders and the public.

The self-reflection tools are embedded in the web-based Dashboard system and are also available in Word document format. In addition to using the self-reflection tools to report its progress on the local performance indicators to stakeholders and the public, an LEA may use the self-reflection tools as a resource when reporting results to its local governing board. The approved self-reflection tools are provided below.

Appropriately Assigned Teachers, Access to Curriculum-Aligned Instructional Materials, and Safe, Clean and Functional School Facilities (LCFF Priority 1)

LEAs will provide the information below:

- Number/percentage of misassignments of teachers of ELs, total teacher misassignments, and vacant teacher positions
- Number/percentage of students without access to their own copies of standards-aligned instructional materials for use at school and at home
- Number of identified instances where facilities do not meet the “good repair” standard (including deficiencies and extreme deficiencies)

Note: The requested information are all data elements that are currently required as part of the School Accountability Report Card (SARC).

Teachers at this School	Number	Percent
Misassignments of Teachers of English Learners	0	
Total Teacher Misassignments	0	
Vacant Teacher Positions	0	

Access to Instructional Materials	Number	Percent
Students Without Access to Own Copies of Standards-Aligned Instructional Materials for Use at School and at Home	0	

Facility Conditions	Number
Identified Instances Where Facilities Do Not Meet The “Good Repair” Standard (Including Deficiencies and Extreme Deficiencies)	0

Implementation of State Academic Standards (LCFF Priority 2)


LEAs may provide a narrative summary of their progress in the implementation of state academic standards based on locally selected measures or tools (Option 1). Alternatively, LEAs may complete the optional reflection tool (Option 2).

OPTION 1: Narrative Summary (Limited to 3,000 characters)

In the narrative box provided on the Dashboard, identify the locally selected measures or tools that the LEA is using to track its progress in implementing the state academic standards adopted by the state board and briefly describe why the LEA chose the selected measures or tools.

Additionally, summarize the LEA's progress in implementing the academic standards adopted by the SBE, based on the locally selected measures or tools. The adopted academic standards are:

- English Language Arts (ELA)-Common Core State Standards for ELA
- English Language Development (ELD) (Aligned to Common Core State Standards for ELA)
- Mathematics-Common Core State Standards for Mathematics
- Next Generation Science Standards
- History-Social Science
- Career Technical Education
- Health Education Content Standards
- Physical Education Model Content Standards
- Visual and Performing Arts
- World Language



OPTION 2: Reflection Tool

Recently Adopted Academic Standards and/or Curriculum Frameworks

1. Rate the LEA's progress in providing professional learning for teaching to the recently adopted academic standards and/or curriculum frameworks identified below.

Rating Scale (lowest to highest) -

- 1 - Exploration and Research Phase
- 2 - Beginning Development
- 3 - Initial Implementation
- 4 - Full Implementation
- 5 - Full Implementation and Sustainability

Academic Standards	1	2	3	4	5
ELA – Common Core State Standards for ELA					x
ELD (Aligned to ELA Standards)				x	
Mathematics – Common Core State Standards for Mathematics					x
Next Generation Science Standards			x		
History-Social Science			x		

2. Rate the LEA's progress in making instructional materials that are aligned to the recently adopted academic standards and/or curriculum frameworks identified below available in all classrooms where the subject is taught.

Rating Scale (lowest to highest) -

- 1 - Exploration and Research Phase
- 2 - Beginning Development
- 3 - Initial Implementation
- 4 - Full Implementation
- 5 - Full Implementation and Sustainability

Academic Standards	1	2	3	4	5
ELA – Common Core State Standards for ELA					x

Academic Standards	1	2	3	4	5
ELD (Aligned to ELA Standards)				x	
Mathematics – Common Core State Standards for Mathematics					x
Next Generation Science Standards			x		
History-Social Science			x		

3. Rate the LEA’s progress in implementing policies or programs to support staff in identifying areas where they can improve in delivering instruction aligned to the recently adopted academic standards and/or curriculum frameworks identified below (e.g., collaborative time, focused classroom walkthroughs, teacher pairing).

Rating Scale (lowest to highest) -

- 1 - Exploration and Research Phase
- 2 - Beginning Development
- 3 - Initial Implementation
- 4 - Full Implementation
- 5 - Full Implementation and Sustainability

Academic Standards	1	2	3	4	5
ELA – Common Core State Standards for ELA					x
ELD (Aligned to ELA Standards)			x		
Mathematics – Common Core State Standards for Mathematics					x
Next Generation Science Standards			x		
History-Social Science			x		

Recently Adopted Academic Standards and/or Curriculum Frameworks

4. Rate the LEA’s progress implementing each of the following academic standards adopted by the state board for all students.

Rating Scale (lowest to highest) -

- 1 - Exploration and Research Phase
- 2 - Beginning Development
- 3 - Initial Implementation
- 4 - Full Implementation
- 5 - Full Implementation and Sustainability

Academic Standards	1	2	3	4	5
Career Technical Education					
Health Education Content Standards			x		
Physical Education Model Content Standards				x	
Visual and Performing Arts		x			
World Language		x			

Support for Teachers and Administrators

5. Rate the LEA's success at engaging in the following activities with teachers and school administrators during the prior school year (including the summer preceding the prior school year).

Rating Scale (lowest to highest) -

- 1 - Exploration and Research Phase
- 2 - Beginning Development
- 3 - Initial Implementation
- 4 - Full Implementation
- 5 - Full Implementation and Sustainability

Academic Standards	1	2	3	4	5
Identifying the professional learning needs of groups of teachers or staff as a whole					X
Identifying the professional learning needs of individual teachers					X
Providing support for teachers on the standards they have not yet mastered					X

Optional Narrative (Limited to 1,500 characters)

6. Provide any additional information in the text box provided in the Dashboard that the LEA believes is relevant to understanding its progress implementing the academic standards adopted by the state board.

Parent and Family Engagement (LCFF Priority 3)

This self-reflection tool is organized into three sections. Each section includes promising practices in family engagement:

1. Building Relationships between School Staff and Families
2. Building Partnerships for Student Outcomes
3. Seeking Input for Decision-making

LEAs use this self-reflection tool to reflect on its progress, successes, needs and areas of growth in family engagement policies, programs, and practices. This tool will enable an LEA to engage in continuous improvement and determine next steps to make improvements in the areas identified.

The results of the process should be used to inform the LCAP and the development process, to assess prior year goals, actions and services as well as to plan or modify future goals, actions, and services in the LCAP.

For each statement in the table below -

1. Identify the diverse stakeholders that need to participate in the self-reflection process in order to ensure input from all groups of families, staff and students in the LEA, including families of unduplicated students and families of individuals with exceptional needs as well as families of underrepresented students.
2. Engage stakeholders in determining what data and information will be considered to complete the self-reflection tool. LEAs should consider how the practices apply to families of all student groups, including families of unduplicated students and families of individuals with exceptional needs as well as families of underrepresented students.

3. Based on the analysis of data, identify the number which best indicates the LEA's current stage of implementation for each practice using the following rating scale (lowest to highest):
 - 1 - Exploration and Research Phase
 - 2 - Beginning Development
 - 3 - Initial Implementation
 - 4 - Full Implementation
 - 5 - Full Implementation and Sustainability
4. Write a brief response to the prompts following each of the three sections.
5. Use the information from the self-reflection process to inform the LCAP and the LCAP development process, as well as the development of other school and district plans.

Building Relationships

Rating Scale (lowest to highest) -

- 1 - Exploration and Research Phase
- 2 - Beginning Development
- 3 - Initial Implementation
- 4 - Full Implementation
- 5 - Full Implementation and Sustainability

Building Relationships	1	2	3	4	5
1. Rate the LEA's progress in developing the capacity of staff (i.e. administrators, teachers, and classified staff) to build trusting and respectful relationships with families.					x
2. Rate the LEA's progress in creating welcoming environments for all families in the community.				x	
3. Rate the LEA's progress in supporting staff to learn about each family's strengths, cultures, languages, and goals for their children.			x		
4. Rate the LEA's progress in developing multiple opportunities for the LEA and school sites to engage in 2-way communication between families and educators using language that is understandable and accessible to families.				x	

Dashboard Narrative Box (Limited to 3,000 characters)

Briefly describe the LEA's current strengths and progress in this area, and identify a focus area for improvement, including how the LEA will improve the engagement of underrepresented families.

Navigator Schools' commitment to family engagement is foundational to its success and includes regular written communication through ParentSquare and Facebook page announcements. Parents also attend monthly parent coffees, and during this past year several all family town halls. We also do home visits and offer classes for parents on a variety of subjects. Our area of improvement is actively engaging families of all cultures and backgrounds.

Building Partnerships for Student Outcomes

- 1 - Exploration and Research Phase
- 2 - Beginning Development
- 3 - Initial Implementation
- 4 - Full Implementation
- 5 - Full Implementation and Sustainability

Building Partnerships	1	2	3	4	5
1. Rate the LEA's progress in providing professional learning and support to teachers and principals to improve a school's capacity to partner with families.			x		
2. Rate the LEA's progress in providing families with information and resources to support student learning and development in the home.				x	
3. Rate the LEA's progress in implementing policies or programs for teachers to meet with families and students to discuss student progress and ways to work together to support improved student outcomes.				x	
4. Rate the LEA's progress in supporting families to understand and exercise their legal rights and advocate for their own students and all students.			x		

Dashboard Narrative Box (Limited to 3,000 characters)

Briefly describe the LEA's current strengths and progress in this area, and identify a focus area for improvement, including how the LEA will improve the engagement of underrepresented families.

Navigator utilizes parent/teacher conferences, parent portals for easy access to student progress, and staff members often call parents for daily check-ins on student areas of focus. Navigator can definitely improve its proactive education of parental and student rights.

Seeking Input for Decision Making

Rating Scale (lowest to highest) -

- 1 - Exploration and Research Phase
- 2 - Beginning Development
- 3 - Initial Implementation
- 4 - Full Implementation
- 5 - Full Implementation and Sustainability

Seeking Input	1	2	3	4	5
1. Rate the LEA's progress in building the capacity of and supporting principals and staff to effectively engage families in advisory groups and with decision-making.				x	
2. Rate the LEA's progress in building the capacity of and supporting family members to effectively engage in advisory groups and decision-making.				x	
3. Rate the LEA's progress in providing all families with opportunities to provide input on policies and programs, and implementing strategies to reach and seek input from any underrepresented groups in the school community.			x		
4. Rate the LEA's progress in providing opportunities to have families, teachers, principals, and district administrators work together to plan, design, implement and evaluate family engagement activities at school and district levels.			x		

Dashboard Narrative Box (Limited to 3,000 characters)

Briefly describe the LEA's current strengths and progress in this area, and identify a focus area for improvement, including how the LEA will improve the engagement of underrepresented families.

Parent engagement is a strong focus of Navigator and town halls are held before making big decisions (facility changes, COVID related protocols, etc..) as well as surveys conducted and parent coffees. Families can also get involved through School Site Council or the designated GPS parent representative spot on the board of directors. Navigator can continue to grow in the area of evaluating family engagement activities.

School Climate (LCFF Priority 6)

LEAs will provide a narrative summary of the local administration and analysis of a local climate survey that captures a valid measure of student perceptions of school safety and connectedness in at least one grade within the grade span (e.g., K–5, 6–8, 9–12) in a text box provided in the California School Dashboard (response limited to 3,000 characters). LEAs will have an opportunity to include differences among student groups, and for surveys that provide an overall score, such as the California Healthy Kids Survey, report the overall score for all students and student groups. This summary may also include an analysis of a subset of specific items on a local survey and additional data collection tools that are particularly relevant to school conditions and climate.

1. **DATA:** Reflect on the key learnings from the survey results and share what the LEA learned.
2. **MEANING:** What do the disaggregated results (if applicable) of the survey and other data collection methods reveal about schools in the LEA, such as areas of strength or growth, challenges, and barriers?
3. **USE:** What revisions, decisions, or actions has, or will, the LEA implement in response to the results for continuous improvement purposes? Why? If you have already implemented actions, did you see the results you were seeking?

GPS measures school climate through the Panorama SEL Student survey. It is administered three times per year for all students grades 3-8 with between **90 and 100% participation rates**. The main focus areas are students' social awareness (understanding and responding to the feelings of others), grit (the ability to set and achieve goals), self-efficacy (students belief in their academic achievement), and emotional regulation (how well they can manage their own emotions). Based on the recent results the Educational Leadership Team (ELT) decided to focus on the self-efficacy and emotional regulation of the 3rd - 5th grades, with special attention paid to the discrepancies in the EL / EO / RFEP populations.

Additionally, Navigator has been aware of the COVID related social emotional needs of students and have incorporated mood meters into community meeting time, added more opportunities to speak with staff on academic and non-academic concerns, and will continue these activities throughout the 2021-2022 school year as well.

Access to a Broad Course of Study (LCFF Priority 7)

LEAs provide a narrative summary of the extent to which all students have access to and are enrolled in a broad course of study by addressing, at a minimum, the following four prompts:

1. Briefly identify the locally selected measures or tools that the LEA is using to track the extent to which all students have access to, and are enrolled in, a broad course of study, based on grade spans, unduplicated student groups, and individuals with exceptional needs served. (response limited to 1,500 characters)
2. Using the locally selected measures or tools, summarize the extent to which all students have access to, and are enrolled in, a broad course of study. The summary should identify any differences across school sites and student groups in access to, and enrollment in, a broad course of study, and may describe progress over time in the extent to which all students have access to, and are enrolled in, a broad course of study. (response limited to 1,500 characters)
3. Given the results of the tool or locally selected measures, identify the barriers preventing the LEA from providing access to a broad course of study for all students. (response limited to 1,500 characters)
4. In response to the results of the tool or locally selected measures, what revisions, decisions, or new actions

will the LEA implement, or has the LEA implemented, to ensure access to a broad course of study for all students?(response limited to 1,500 characters)

Data is one of Navigator's five compass points showing its importance to the organization and the staff. Coaches and instructional staff review individual student data weekly in the coaching / feedback meetings, monthly at grade level data meetings, and teachers are reviewing the data daily to recalibrate a lesson if needed. Data is used to create homogeneous small groups, and to determine placement in intervention academies. Data is reviewed by subgroups to ensure Navigator is continuing to reduce or eliminate the achievement gap for traditionally underserved and vulnerable populations.

The educational model at Navigator is created to ensure all students have access to a broad course of study and spend an equal amount in time in ELA and math. While the past year during COVID dictated distance learning made additional areas of study **difficulty**, traditionally Navigator students participate in PE, History / Social Studies, Science, and a variety of enrichment programs throughout the week.

The lack of space on our current campuses provides challenges to extra-curricular activities, such as band and music, but middle school students do have access to a variety of after school athletic activities.

The effects of the pandemic illustrated the strong social emotional needs our students have and Navigator will ensure the academic program incorporates activities to meet the many challenges we are all facing after this past 18 months.

Local Performance Indicator Self-Reflection

Local Educational Agency (LEA)	Contact Name and Title	Email and Phone
Navigator Schools - HPS	Kirsten Carr, Director of Engagement & Partnerships	Kirsten.carr@navigatorschools.org 831-217-4883

Introduction

The State Board of Education (SBE) approved standards for the local indicators that support a local educational agency (LEA) in measuring and reporting progress within the appropriate priority area. The approved performance standards require a LEA to:

- Annually measure its progress in meeting the requirements of the specific LCFF priority.
- Report the results as part of a non-consent item at a regularly scheduled public meeting of the local governing board/body in conjunction with the adoption of the LCAP.
- Report results to the public through the Dashboard utilizing the SBE-adopted self-reflection tools for each local indicator.

Below are the approved standards and self-reflection tools that an LEA will use to report its progress on the local indicators.

Performance Standards

The performance standards for the local performance indicators are:

Appropriately Assigned Teachers, Access to Curriculum-Aligned Instructional Materials, and Safe, Clean and Functional School Facilities (LCFF Priority 1)

The LEA annually measures its progress in meeting the Williams settlement requirements at 100% at all of its school sites, as applicable, and promptly addresses any complaints or other deficiencies identified throughout the academic year, as applicable; the LEA then reports the results to its local governing board at a regularly scheduled meeting and to reports to stakeholders and the public through the Dashboard.

Implementation of State Academic Standards (LCFF Priority 2)

The LEA annually measures its progress implementing state academic standards; the LEA then reports the results to its local governing board at a regularly scheduled meeting and reports to stakeholders and the public through the Dashboard.

Parent and Family Engagement (LCFF Priority 3)

The LEA annually measures its progress in: (1) seeking input from parents in decision making and (2) promoting parental participation in programs; the LEA then reports the results to its local governing board at a regularly scheduled meeting and reports to stakeholders and the public through the Dashboard.

School Climate (LCFF Priority 6)

The LEA administers a local climate survey at least every other year that provides a valid measure of perceptions of school safety and connectedness, such as the California Healthy Kids Survey, to students in at least one grade within the grade span(s) that the LEA serves (e.g., K-5, 6-8, 9-12), and reports the results to its local governing board at a regularly scheduled meeting of the local governing board and to stakeholders and the public through the Dashboard.

Access to a Broad Course of Study (LCFF Priority 7)

The LEA annually measures its progress in the extent to which students have access to, and are enrolled in, a broad course of study that includes the adopted courses of study specified in the California Education Code (EC) for Grades 1-6 and Grades 7-12, as applicable, including the programs and services developed and provided to unduplicated students and individuals with exceptional needs; the LEA then reports the results to its local governing board at a regularly scheduled meeting and reports to stakeholders and the public through the Dashboard.

Coordination of Services for Expelled Students-County Office of Education (COE) Only (LCFF Priority 9)

The county office of education (COE) annually measures its progress in coordinating instruction as required by California EC Section 48926; the COE then reports the results to its local governing board at a regularly scheduled meeting and reports to stakeholders and the public through the Dashboard.

Coordination of Services for Foster Youth-COE Only (LCFF Priority 10)

The COE annually measures its progress in coordinating services for foster youth; the COE then reports the results to its local governing board at a regularly scheduled meeting and reports to stakeholders and the public through the Dashboard.

Self-Reflection Tools

An LEA uses the self-reflection tools included within the Dashboard to report its progress on the local performance indicator to stakeholders and the public.

The self-reflection tools are embedded in the web-based Dashboard system and are also available in Word document format. In addition to using the self-reflection tools to report its progress on the local performance indicators to stakeholders and the public, an LEA may use the self-reflection tools as a resource when reporting results to its local governing board. The approved self-reflection tools are provided below.

Appropriately Assigned Teachers, Access to Curriculum-Aligned Instructional Materials, and Safe, Clean and Functional School Facilities (LCFF Priority 1)

LEAs will provide the information below:

- Number/percentage of misassignments of teachers of ELs, total teacher misassignments, and vacant teacher positions
- Number/percentage of students without access to their own copies of standards-aligned instructional materials for use at school and at home
- Number of identified instances where facilities do not meet the “good repair” standard (including deficiencies and extreme deficiencies)

Note: The requested information are all data elements that are currently required as part of the School Accountability Report Card (SARC).

Teachers at this School	Number	Percent
Misassignments of Teachers of English Learners	0	
Total Teacher Misassignments	0	
Vacant Teacher Positions	0	

Access to Instructional Materials	Number	Percent
Students Without Access to Own Copies of Standards-Aligned Instructional Materials for Use at School and at Home	0	

Facility Conditions	Number
Identified Instances Where Facilities Do Not Meet The “Good Repair” Standard (Including Deficiencies and Extreme Deficiencies)	0

Implementation of State Academic Standards (LCFF Priority 2)


LEAs may provide a narrative summary of their progress in the implementation of state academic standards based on locally selected measures or tools (Option 1). Alternatively, LEAs may complete the optional reflection tool (Option 2).

OPTION 1: Narrative Summary (Limited to 3,000 characters)

In the narrative box provided on the Dashboard, identify the locally selected measures or tools that the LEA is using to track its progress in implementing the state academic standards adopted by the state board and briefly describe why the LEA chose the selected measures or tools.

Additionally, summarize the LEA's progress in implementing the academic standards adopted by the SBE, based on the locally selected measures or tools. The adopted academic standards are:

- English Language Arts (ELA)-Common Core State Standards for ELA
- English Language Development (ELD) (Aligned to Common Core State Standards for ELA)
- Mathematics-Common Core State Standards for Mathematics
- Next Generation Science Standards
- History-Social Science
- Career Technical Education
- Health Education Content Standards
- Physical Education Model Content Standards
- Visual and Performing Arts
- World Language



OPTION 2: Reflection Tool

Recently Adopted Academic Standards and/or Curriculum Frameworks

1. Rate the LEA's progress in providing professional learning for teaching to the recently adopted academic standards and/or curriculum frameworks identified below.

Rating Scale (lowest to highest) -

- 1 - Exploration and Research Phase
- 2 - Beginning Development
- 3 - Initial Implementation
- 4 - Full Implementation
- 5 - Full Implementation and Sustainability

Academic Standards	1	2	3	4	5
ELA – Common Core State Standards for ELA					x
ELD (Aligned to ELA Standards)				x	
Mathematics – Common Core State Standards for Mathematics					x
Next Generation Science Standards			x		
History-Social Science			x		

2. Rate the LEA's progress in making instructional materials that are aligned to the recently adopted academic standards and/or curriculum frameworks identified below available in all classrooms where the subject is taught.

Rating Scale (lowest to highest) -

- 1 - Exploration and Research Phase
- 2 - Beginning Development
- 3 - Initial Implementation
- 4 - Full Implementation
- 5 - Full Implementation and Sustainability

Academic Standards	1	2	3	4	5
ELA – Common Core State Standards for ELA					x

Academic Standards	1	2	3	4	5
ELD (Aligned to ELA Standards)				x	
Mathematics – Common Core State Standards for Mathematics					x
Next Generation Science Standards			x		
History-Social Science			x		

3. Rate the LEA’s progress in implementing policies or programs to support staff in identifying areas where they can improve in delivering instruction aligned to the recently adopted academic standards and/or curriculum frameworks identified below (e.g., collaborative time, focused classroom walkthroughs, teacher pairing).

Rating Scale (lowest to highest) -

- 1 - Exploration and Research Phase
- 2 - Beginning Development
- 3 - Initial Implementation
- 4 - Full Implementation
- 5 - Full Implementation and Sustainability

Academic Standards	1	2	3	4	5
ELA – Common Core State Standards for ELA					x
ELD (Aligned to ELA Standards)			x		
Mathematics – Common Core State Standards for Mathematics					x
Next Generation Science Standards			x		
History-Social Science			x		

Recently Adopted Academic Standards and/or Curriculum Frameworks

4. Rate the LEA’s progress implementing each of the following academic standards adopted by the state board for all students.

Rating Scale (lowest to highest) -

- 1 - Exploration and Research Phase
- 2 - Beginning Development
- 3 - Initial Implementation
- 4 - Full Implementation
- 5 - Full Implementation and Sustainability

Academic Standards	1	2	3	4	5
Career Technical Education					
Health Education Content Standards			x		
Physical Education Model Content Standards				x	
Visual and Performing Arts		x			
World Language		x			

Support for Teachers and Administrators

5. Rate the LEA's success at engaging in the following activities with teachers and school administrators during the prior school year (including the summer preceding the prior school year).

Rating Scale (lowest to highest) -

- 1 - Exploration and Research Phase
- 2 - Beginning Development
- 3 - Initial Implementation
- 4 - Full Implementation
- 5 - Full Implementation and Sustainability

Academic Standards	1	2	3	4	5
Identifying the professional learning needs of groups of teachers or staff as a whole					X
Identifying the professional learning needs of individual teachers					X
Providing support for teachers on the standards they have not yet mastered					X

Optional Narrative (Limited to 1,500 characters)

6. Provide any additional information in the text box provided in the Dashboard that the LEA believes is relevant to understanding its progress implementing the academic standards adopted by the state board.

Parent and Family Engagement (LCFF Priority 3)

This self-reflection tool is organized into three sections. Each section includes promising practices in family engagement:

1. Building Relationships between School Staff and Families
2. Building Partnerships for Student Outcomes
3. Seeking Input for Decision-making

LEAs use this self-reflection tool to reflect on its progress, successes, needs and areas of growth in family engagement policies, programs, and practices. This tool will enable an LEA to engage in continuous improvement and determine next steps to make improvements in the areas identified.

The results of the process should be used to inform the LCAP and the development process, to assess prior year goals, actions and services as well as to plan or modify future goals, actions, and services in the LCAP.

For each statement in the table below -

1. Identify the diverse stakeholders that need to participate in the self-reflection process in order to ensure input from all groups of families, staff and students in the LEA, including families of unduplicated students and families of individuals with exceptional needs as well as families of underrepresented students.
2. Engage stakeholders in determining what data and information will be considered to complete the self-reflection tool. LEAs should consider how the practices apply to families of all student groups, including families of unduplicated students and families of individuals with exceptional needs as well as families of underrepresented students.

3. Based on the analysis of data, identify the number which best indicates the LEA's current stage of implementation for each practice using the following rating scale (lowest to highest):
 - 1 - Exploration and Research Phase
 - 2 - Beginning Development
 - 3 - Initial Implementation
 - 4 - Full Implementation
 - 5 - Full Implementation and Sustainability
4. Write a brief response to the prompts following each of the three sections.
5. Use the information from the self-reflection process to inform the LCAP and the LCAP development process, as well as the development of other school and district plans.

Building Relationships

Rating Scale (lowest to highest) -

- 1 - Exploration and Research Phase
- 2 - Beginning Development
- 3 - Initial Implementation
- 4 - Full Implementation
- 5 - Full Implementation and Sustainability

Building Relationships	1	2	3	4	5
1. Rate the LEA's progress in developing the capacity of staff (i.e. administrators, teachers, and classified staff) to build trusting and respectful relationships with families.					x
2. Rate the LEA's progress in creating welcoming environments for all families in the community.				x	
3. Rate the LEA's progress in supporting staff to learn about each family's strengths, cultures, languages, and goals for their children.			x		
4. Rate the LEA's progress in developing multiple opportunities for the LEA and school sites to engage in 2-way communication between families and educators using language that is understandable and accessible to families.				x	

Dashboard Narrative Box (Limited to 3,000 characters)

Briefly describe the LEA's current strengths and progress in this area, and identify a focus area for improvement, including how the LEA will improve the engagement of underrepresented families.

Navigator Schools' commitment to family engagement is foundational to its success and includes regular written communication through ParentSquare and Facebook page announcements. Parents also attend monthly parent coffees, and during this past year several all-family town halls. We also do home visits and offer classes for parents on a variety of subjects. Our area of improvement is actively engaging families of all cultures and backgrounds.

Building Partnerships for Student Outcomes

- 1 - Exploration and Research Phase
- 2 - Beginning Development
- 3 - Initial Implementation
- 4 - Full Implementation
- 5 - Full Implementation and Sustainability

Building Partnerships	1	2	3	4	5
1. Rate the LEA's progress in providing professional learning and support to teachers and principals to improve a school's capacity to partner with families.			x		
2. Rate the LEA's progress in providing families with information and resources to support student learning and development in the home.				x	
3. Rate the LEA's progress in implementing policies or programs for teachers to meet with families and students to discuss student progress and ways to work together to support improved student outcomes.				x	
4. Rate the LEA's progress in supporting families to understand and exercise their legal rights and advocate for their own students and all students.			x		

Dashboard Narrative Box (Limited to 3,000 characters)

Briefly describe the LEA's current strengths and progress in this area, and identify a focus area for improvement, including how the LEA will improve the engagement of underrepresented families.

Navigator utilizes parent/teacher conferences, parent portals for easy access to student progress, and staff members often call parents for daily check-ins on student areas of focus. Navigator can definitely improve its proactive education of parental and student rights.

Seeking Input for Decision Making

Rating Scale (lowest to highest) -

- 1 - Exploration and Research Phase
- 2 - Beginning Development
- 3 - Initial Implementation
- 4 - Full Implementation
- 5 - Full Implementation and Sustainability

Seeking Input	1	2	3	4	5
1. Rate the LEA's progress in building the capacity of and supporting principals and staff to effectively engage families in advisory groups and with decision-making.				x	
2. Rate the LEA's progress in building the capacity of and supporting family members to effectively engage in advisory groups and decision-making.				x	
3. Rate the LEA's progress in providing all families with opportunities to provide input on policies and programs, and implementing strategies to reach and seek input from any underrepresented groups in the school community.			x		
4. Rate the LEA's progress in providing opportunities to have families, teachers, principals, and district administrators work together to plan, design, implement and evaluate family engagement activities at school and district levels.			x		

Dashboard Narrative Box (Limited to 3,000 characters)

Briefly describe the LEA's current strengths and progress in this area, and identify a focus area for improvement, including how the LEA will improve the engagement of underrepresented families.

Parent engagement is a strong focus of Navigator and town halls are held before making big decisions (facility changes, COVID related protocols, etc..) as well as surveys conducted and parent coffees. Families can also get involved through School Site Council or the designated HPS parent representative spot on the board of directors. Navigator can continue to grow in the area of evaluating family engagement activities.

School Climate (LCFF Priority 6)

LEAs will provide a narrative summary of the local administration and analysis of a local climate survey that captures a valid measure of student perceptions of school safety and connectedness in at least one grade within the grade span (e.g., K–5, 6–8, 9–12) in a text box provided in the California School Dashboard (response limited to 3,000 characters). LEAs will have an opportunity to include differences among student groups, and for surveys that provide an overall score, such as the California Healthy Kids Survey, report the overall score for all students and student groups. This summary may also include an analysis of a subset of specific items on a local survey and additional data collection tools that are particularly relevant to school conditions and climate.

1. **DATA:** Reflect on the key learnings from the survey results and share what the LEA learned.
2. **MEANING:** What do the disaggregated results (if applicable) of the survey and other data collection methods reveal about schools in the LEA, such as areas of strength or growth, challenges, and barriers?
3. **USE:** What revisions, decisions, or actions has, or will, the LEA implement in response to the results for continuous improvement purposes? Why? If you have already implemented actions, did you see the results you were seeking?

HPS measures school climate through the Panorama SEL Student survey. It is administered three times per year for all students grades 3 - 8 with between 90 and 100% participation rates. The main focus areas are students' social awareness (understanding and responding to the feelings of others), grit (the ability to set and achieve goals), self-efficacy (students belief in their academic achievement), and emotional regulation (how well they can manage their own emotions). Based on recent results the Educational Leadership Team (ELT) decided to focus on the self-efficacy and emotional regulation of the 3rd - 5th grades, with special attention paid to the discrepancies in the EL / EO / RFEP populations.

Additionally, Navigator has been aware of the COVID related social emotional needs of students and incorporated mood meters into community meeting time, added more opportunities to speak with staff on academic and non-academic concerns, and will continue these activities throughout the 2021-2022 school year as well.

Access to a Broad Course of Study (LCFF Priority 7)

LEAs provide a narrative summary of the extent to which all students have access to and are enrolled in a broad course of study by addressing, at a minimum, the following four prompts:

1. Briefly identify the locally selected measures or tools that the LEA is using to track the extent to which all students have access to, and are enrolled in, a broad course of study, based on grade spans, unduplicated student groups, and individuals with exceptional needs served. (response limited to 1,500 characters)
2. Using the locally selected measures or tools, summarize the extent to which all students have access to, and are enrolled in, a broad course of study. The summary should identify any differences across school sites and student groups in access to, and enrollment in, a broad course of study, and may describe progress over time in the extent to which all students have access to, and are enrolled in, a broad course of study. (response limited to 1,500 characters)
3. Given the results of the tool or locally selected measures, identify the barriers preventing the LEA from providing access to a broad course of study for all students. (response limited to 1,500 characters)
4. In response to the results of the tool or locally selected measures, what revisions, decisions, or new actions

will the LEA implement, or has the LEA implemented, to ensure access to a broad course of study for all students?(response limited to 1,500 characters)

Data is one of Navigator's five compass points showing its importance to the organization and the staff. Coaches and instructional staff review individual student data weekly in the coaching / feedback meetings, monthly at grade level data meetings, and teachers are reviewing the data daily to recalibrate a lesson if needed. Data is used to create homogeneous small groups, and to determine placement in intervention academies. Data is reviewed by subgroups to ensure Navigator is continuing to reduce or eliminate the achievement gap for traditionally underserved and vulnerable populations.

The educational model at Navigator is created to ensure all students have access to a broad course of study and spend an equal amount in time in ELA and math. While the past year during COVID dictated distance learning made additional areas of study difficulty, traditionally Navigator students participate in PE, History / Social Studies, Science, and a variety of enrichment programs throughout the week.

The lack of space on our current campuses provides challenges to extra-curricular activities, such as band and music, but middle school students do have access to a variety of after school athletic activities.

The effects of the pandemic illustrated the strong social emotional needs our students have and Navigator will ensure the academic program incorporates activities to meet the many challenges we are all facing after this past 18 months.

Local Performance Indicator Self-Reflection

Local Educational Agency (LEA)	Contact Name and Title	Email and Phone
Navigator Schools -WPS	Kirsten Carr, Director of Engagement & Partnerships	Kirsten.carr@navigatorschools.org 831-217-4883

Introduction

The State Board of Education (SBE) approved standards for the local indicators that support a local educational agency (LEA) in measuring and reporting progress within the appropriate priority area. The approved performance standards require a LEA to:

- Annually measure its progress in meeting the requirements of the specific LCFF priority.
- Report the results as part of a non-consent item at a regularly scheduled public meeting of the local governing board/body in conjunction with the adoption of the LCAP.
- Report results to the public through the Dashboard utilizing the SBE-adopted self-reflection tools for each local indicator.

Below are the approved standards and self-reflection tools that an LEA will use to report its progress on the local indicators.

Performance Standards

The performance standards for the local performance indicators are:

Appropriately Assigned Teachers, Access to Curriculum-Aligned Instructional Materials, and Safe, Clean and Functional School Facilities (LCFF Priority 1)

The LEA annually measures its progress in meeting the Williams settlement requirements at 100% at all of its school sites, as applicable, and promptly addresses any complaints or other deficiencies identified throughout the academic year, as applicable; the LEA then reports the results to its local governing board at a regularly scheduled meeting and to reports to stakeholders and the public through the Dashboard.

Implementation of State Academic Standards (LCFF Priority 2)

The LEA annually measures its progress implementing state academic standards; the LEA then reports the results to its local governing board at a regularly scheduled meeting and reports to stakeholders and the public through the Dashboard.

Parent and Family Engagement (LCFF Priority 3)

The LEA annually measures its progress in: (1) seeking input from parents in decision making and (2) promoting parental participation in programs; the LEA then reports the results to its local governing board at a regularly scheduled meeting and reports to stakeholders and the public through the Dashboard.

School Climate (LCFF Priority 6)

The LEA administers a local climate survey at least every other year that provides a valid measure of perceptions of school safety and connectedness, such as the California Healthy Kids Survey, to students in at least one grade within the grade span(s) that the LEA serves (e.g., K-5, 6-8, 9-12), and reports the results to its local governing board at a regularly scheduled meeting of the local governing board and to stakeholders and the public through the Dashboard.

Access to a Broad Course of Study (LCFF Priority 7)

The LEA annually measures its progress in the extent to which students have access to, and are enrolled in, a broad course of study that includes the adopted courses of study specified in the California Education Code (EC) for Grades 1-6 and Grades 7-12, as applicable, including the programs and services developed and provided to unduplicated students and individuals with exceptional needs; the LEA then reports the results to its local governing board at a regularly scheduled meeting and reports to stakeholders and the public through the Dashboard.

Coordination of Services for Expelled Students-County Office of Education (COE) Only (LCFF Priority 9)

The county office of education (COE) annually measures its progress in coordinating instruction as required by California EC Section 48926; the COE then reports the results to its local governing board at a regularly scheduled meeting and reports to stakeholders and the public through the Dashboard.

Coordination of Services for Foster Youth-COE Only (LCFF Priority 10)

The COE annually measures its progress in coordinating services for foster youth; the COE then reports the results to its local governing board at a regularly scheduled meeting and reports to stakeholders and the public through the Dashboard.

Self-Reflection Tools

An LEA uses the self-reflection tools included within the Dashboard to report its progress on the local performance indicator to stakeholders and the public.

The self-reflection tools are embedded in the web-based Dashboard system and are also available in Word document format. In addition to using the self-reflection tools to report its progress on the local performance indicators to stakeholders and the public, an LEA may use the self-reflection tools as a resource when reporting results to its local governing board. The approved self-reflection tools are provided below.

Appropriately Assigned Teachers, Access to Curriculum-Aligned Instructional Materials, and Safe, Clean and Functional School Facilities (LCFF Priority 1)

LEAs will provide the information below:

- Number/percentage of misassignments of teachers of ELs, total teacher misassignments, and vacant teacher positions
- Number/percentage of students without access to their own copies of standards-aligned instructional materials for use at school and at home
- Number of identified instances where facilities do not meet the “good repair” standard (including deficiencies and extreme deficiencies)

Note: The requested information are all data elements that are currently required as part of the School Accountability Report Card (SARC).

Teachers at this School	Number	Percent
Misassignments of Teachers of English Learners	0	
Total Teacher Misassignments	0	
Vacant Teacher Positions	0	

Access to Instructional Materials	Number	Percent
Students Without Access to Own Copies of Standards-Aligned Instructional Materials for Use at School and at Home	0	

Facility Conditions	Number
Identified Instances Where Facilities Do Not Meet The “Good Repair” Standard (Including Deficiencies and Extreme Deficiencies)	0

Implementation of State Academic Standards (LCFF Priority 2)


LEAs may provide a narrative summary of their progress in the implementation of state academic standards based on locally selected measures or tools (Option 1). Alternatively, LEAs may complete the optional reflection tool (Option 2).

OPTION 1: Narrative Summary (Limited to 3,000 characters)

In the narrative box provided on the Dashboard, identify the locally selected measures or tools that the LEA is using to track its progress in implementing the state academic standards adopted by the state board and briefly describe why the LEA chose the selected measures or tools.

Additionally, summarize the LEA's progress in implementing the academic standards adopted by the SBE, based on the locally selected measures or tools. The adopted academic standards are:

- English Language Arts (ELA)-Common Core State Standards for ELA
- English Language Development (ELD) (Aligned to Common Core State Standards for ELA)
- Mathematics-Common Core State Standards for Mathematics
- Next Generation Science Standards
- History-Social Science
- Career Technical Education
- Health Education Content Standards
- Physical Education Model Content Standards
- Visual and Performing Arts
- World Language



OPTION 2: Reflection Tool

Recently Adopted Academic Standards and/or Curriculum Frameworks

1. Rate the LEA's progress in providing professional learning for teaching to the recently adopted academic standards and/or curriculum frameworks identified below.

Rating Scale (lowest to highest) -

- 1 - Exploration and Research Phase
- 2 - Beginning Development
- 3 - Initial Implementation
- 4 - Full Implementation
- 5 - Full Implementation and Sustainability

Academic Standards	1	2	3	4	5
ELA – Common Core State Standards for ELA					x
ELD (Aligned to ELA Standards)				x	
Mathematics – Common Core State Standards for Mathematics					x
Next Generation Science Standards			x		
History-Social Science			x		

2. Rate the LEA's progress in making instructional materials that are aligned to the recently adopted academic standards and/or curriculum frameworks identified below available in all classrooms where the subject is taught.

Rating Scale (lowest to highest) -

- 1 - Exploration and Research Phase
- 2 - Beginning Development
- 3 - Initial Implementation
- 4 - Full Implementation
- 5 - Full Implementation and Sustainability

Academic Standards	1	2	3	4	5
ELA – Common Core State Standards for ELA					x

Academic Standards	1	2	3	4	5
ELD (Aligned to ELA Standards)				x	
Mathematics – Common Core State Standards for Mathematics					x
Next Generation Science Standards			x		
History-Social Science			x		

3. Rate the LEA’s progress in implementing policies or programs to support staff in identifying areas where they can improve in delivering instruction aligned to the recently adopted academic standards and/or curriculum frameworks identified below (e.g., collaborative time, focused classroom walkthroughs, teacher pairing).

Rating Scale (lowest to highest) -

- 1 - Exploration and Research Phase
- 2 - Beginning Development
- 3 - Initial Implementation
- 4 - Full Implementation
- 5 - Full Implementation and Sustainability

Academic Standards	1	2	3	4	5
ELA – Common Core State Standards for ELA					x
ELD (Aligned to ELA Standards)			x		
Mathematics – Common Core State Standards for Mathematics					x
Next Generation Science Standards			x		
History-Social Science			x		

Recently Adopted Academic Standards and/or Curriculum Frameworks

4. Rate the LEA’s progress implementing each of the following academic standards adopted by the state board for all students.

Rating Scale (lowest to highest) -

- 1 - Exploration and Research Phase
- 2 - Beginning Development
- 3 - Initial Implementation
- 4 - Full Implementation
- 5 - Full Implementation and Sustainability

Academic Standards	1	2	3	4	5
Career Technical Education					
Health Education Content Standards			x		
Physical Education Model Content Standards				x	
Visual and Performing Arts		x			
World Language		x			

Support for Teachers and Administrators

5. Rate the LEA's success at engaging in the following activities with teachers and school administrators during the prior school year (including the summer preceding the prior school year).

Rating Scale (lowest to highest) -

- 1 - Exploration and Research Phase
- 2 - Beginning Development
- 3 - Initial Implementation
- 4 - Full Implementation
- 5 - Full Implementation and Sustainability

Academic Standards	1	2	3	4	5
Identifying the professional learning needs of groups of teachers or staff as a whole					X
Identifying the professional learning needs of individual teachers					X
Providing support for teachers on the standards they have not yet mastered					X

Optional Narrative (Limited to 1,500 characters)

6. Provide any additional information in the text box provided in the Dashboard that the LEA believes is relevant to understanding its progress implementing the academic standards adopted by the state board.

Parent and Family Engagement (LCFF Priority 3)

This self-reflection tool is organized into three sections. Each section includes promising practices in family engagement:

1. Building Relationships between School Staff and Families
2. Building Partnerships for Student Outcomes
3. Seeking Input for Decision-making

LEAs use this self-reflection tool to reflect on its progress, successes, needs and areas of growth in family engagement policies, programs, and practices. This tool will enable an LEA to engage in continuous improvement and determine next steps to make improvements in the areas identified.

The results of the process should be used to inform the LCAP and the development process, to assess prior year goals, actions and services as well as to plan or modify future goals, actions, and services in the LCAP.

For each statement in the table below -

1. Identify the diverse stakeholders that need to participate in the self-reflection process in order to ensure input from all groups of families, staff and students in the LEA, including families of unduplicated students and families of individuals with exceptional needs as well as families of underrepresented students.
2. Engage stakeholders in determining what data and information will be considered to complete the self-reflection tool. LEAs should consider how the practices apply to families of all student groups, including families of unduplicated students and families of individuals with exceptional needs as well as families of underrepresented students.

3. Based on the analysis of data, identify the number which best indicates the LEA's current stage of implementation for each practice using the following rating scale (lowest to highest):
 - 1 - Exploration and Research Phase
 - 2 - Beginning Development
 - 3 - Initial Implementation
 - 4 - Full Implementation
 - 5 - Full Implementation and Sustainability
4. Write a brief response to the prompts following each of the three sections.
5. Use the information from the self-reflection process to inform the LCAP and the LCAP development process, as well as the development of other school and district plans.

Building Relationships

Rating Scale (lowest to highest) -

- 1 - Exploration and Research Phase
- 2 - Beginning Development
- 3 - Initial Implementation
- 4 - Full Implementation
- 5 - Full Implementation and Sustainability

Building Relationships	1	2	3	4	5
1. Rate the LEA's progress in developing the capacity of staff (i.e. administrators, teachers, and classified staff) to build trusting and respectful relationships with families.					x
2. Rate the LEA's progress in creating welcoming environments for all families in the community.				x	
3. Rate the LEA's progress in supporting staff to learn about each family's strengths, cultures, languages, and goals for their children.			x		
4. Rate the LEA's progress in developing multiple opportunities for the LEA and school sites to engage in 2-way communication between families and educators using language that is understandable and accessible to families.				x	

Dashboard Narrative Box (Limited to 3,000 characters)

Briefly describe the LEA's current strengths and progress in this area, and identify a focus area for improvement, including how the LEA will improve the engagement of underrepresented families.

Navigator Schools' commitment to family engagement is foundational to its success and includes regular written communication through ParentSquare and Facebook page announcements. Parents also attend monthly parent coffees, and during this past year several all-family town halls. We also do home visits and offer classes for parents on a variety of subjects. Our area of improvement is actively engaging families of all cultures and backgrounds.

Building Partnerships for Student Outcomes

- 1 - Exploration and Research Phase
- 2 - Beginning Development
- 3 - Initial Implementation
- 4 - Full Implementation
- 5 - Full Implementation and Sustainability

Building Partnerships	1	2	3	4	5
1. Rate the LEA's progress in providing professional learning and support to teachers and principals to improve a school's capacity to partner with families.			x		
2. Rate the LEA's progress in providing families with information and resources to support student learning and development in the home.				x	
3. Rate the LEA's progress in implementing policies or programs for teachers to meet with families and students to discuss student progress and ways to work together to support improved student outcomes.				x	
4. Rate the LEA's progress in supporting families to understand and exercise their legal rights and advocate for their own students and all students.			x		

Dashboard Narrative Box (Limited to 3,000 characters)

Briefly describe the LEA's current strengths and progress in this area, and identify a focus area for improvement, including how the LEA will improve the engagement of underrepresented families.

Navigator utilizes parent/teacher conferences, parent portals for easy access to student progress, and staff members often call parents for daily check-ins on student areas of focus. Navigator can definitely improve its proactive education of parental and student rights.

Seeking Input for Decision Making

Rating Scale (lowest to highest) -

- 1 - Exploration and Research Phase
- 2 - Beginning Development
- 3 - Initial Implementation
- 4 - Full Implementation
- 5 - Full Implementation and Sustainability

Seeking Input	1	2	3	4	5
1. Rate the LEA's progress in building the capacity of and supporting principals and staff to effectively engage families in advisory groups and with decision-making.				x	
2. Rate the LEA's progress in building the capacity of and supporting family members to effectively engage in advisory groups and decision-making.				x	
3. Rate the LEA's progress in providing all families with opportunities to provide input on policies and programs, and implementing strategies to reach and seek input from any underrepresented groups in the school community.			x		
4. Rate the LEA's progress in providing opportunities to have families, teachers, principals, and district administrators work together to plan, design, implement and evaluate family engagement activities at school and district levels.			x		

Dashboard Narrative Box (Limited to 3,000 characters)

Briefly describe the LEA's current strengths and progress in this area, and identify a focus area for improvement, including how the LEA will improve the engagement of underrepresented families.

Parent engagement is a strong focus of Navigator and town halls are held before making big decisions (facility changes, COVID related protocols, etc..) as well as surveys conducted and parent coffees. Families can also get involved through School Site Council or the designated HPS parent representative spot on the board of directors. Navigator can continue to grow in the area of evaluating family engagement activities.

School Climate (LCFF Priority 6)

LEAs will provide a narrative summary of the local administration and analysis of a local climate survey that captures a valid measure of student perceptions of school safety and connectedness in at least one grade within the grade span (e.g., K–5, 6–8, 9–12) in a text box provided in the California School Dashboard (response limited to 3,000 characters). LEAs will have an opportunity to include differences among student groups, and for surveys that provide an overall score, such as the California Healthy Kids Survey, report the overall score for all students and student groups. This summary may also include an analysis of a subset of specific items on a local survey and additional data collection tools that are particularly relevant to school conditions and climate.

1. **DATA:** Reflect on the key learnings from the survey results and share what the LEA learned.
2. **MEANING:** What do the disaggregated results (if applicable) of the survey and other data collection methods reveal about schools in the LEA, such as areas of strength or growth, challenges, and barriers?
3. **USE:** What revisions, decisions, or actions has, or will, the LEA implement in response to the results for continuous improvement purposes? Why? If you have already implemented actions, did you see the results you were seeking?

WPS measures school climate through the Panorama SEL Student survey. It is administered three times per year for all students in grades 3+ with between 90 and 100% participation rates. As WPS is growing a grade each year, 3rd grade is the current highest grade.

Students participate in weekly community meetings structured using SEL focused curriculum. During this COVID-year, meetings were held often with students identifying feelings using a mood meter. If students needed additional time to discuss struggles or challenges, they would meet with staff in breakout rooms. Small groups of students were also brought on campus for on-site distance learning support throughout the distance learning year.

Access to a Broad Course of Study (LCFF Priority 7)

LEAs provide a narrative summary of the extent to which all students have access to and are enrolled in a broad course of study by addressing, at a minimum, the following four prompts:

1. Briefly identify the locally selected measures or tools that the LEA is using to track the extent to which all students have access to, and are enrolled in, a broad course of study, based on grade spans, unduplicated student groups, and individuals with exceptional needs served. (response limited to 1,500 characters)
2. Using the locally selected measures or tools, summarize the extent to which all students have access to, and are enrolled in, a broad course of study. The summary should identify any differences across school sites and student groups in access to, and enrollment in, a broad course of study, and may describe progress over time in the extent to which all students have access to, and are enrolled in, a broad course of study. (response limited to 1,500 characters)
3. Given the results of the tool or locally selected measures, identify the barriers preventing the LEA from providing access to a broad course of study for all students. (response limited to 1,500 characters)
4. In response to the results of the tool or locally selected measures, what revisions, decisions, or new actions

will the LEA implement, or has the LEA implemented, to ensure access to a broad course of study for all students?(response limited to 1,500 characters)

Data is one of Navigator's five compass points showing its importance to the organization and the staff. Coaches and instructional staff review individual student data weekly in the coaching / feedback meetings, monthly at grade level data meetings, and teachers are reviewing the data daily to recalibrate a lesson if needed. Data is used to create homogeneous small groups, and to determine placement in intervention academies. Data is reviewed by subgroups to ensure Navigator is continuing to reduce or eliminate the achievement gap for traditionally underserved and vulnerable populations.

The educational model at Navigator is created to ensure all students have access to a broad course of study and spend an equal amount in time in ELA and math. While the past year during COVID dictated distance learning made additional areas of study difficulty, traditionally Navigator students participate in PE, History / Social Studies, Science, and a variety of enrichment programs throughout the week.

The lack of space on our current campuses provides challenges to extra-curricular activities, such as band, music, etc...but middle school students do have access to a variety of after school athletic activities.

The effects of the pandemic illustrated the strong social emotional needs our students have and Navigator will ensure the academic program incorporates activities to meet the many challenges we are all facing after this past 18 months.